BRITAIN'S No.1 MODEL RAILWAY MAGAZINE

SEPTEMBER 2025 £5.95 AT THE HEART OF THE HOBBY VOLUME 76 No 899

RAILWAY MODELLER

Blowers Green

Diesels in the Black Country



Peco welcomes **Jools Holland**

The Stroudley 'Terrier' 0-6-0Ts

This characterful design – drawn & described

Stockton & Darlington

Restoring a 50-year-old layout for Railway 200

Helland Wharf

A Wenford Bridge branch cameo in 00

Reviewed inside ...

Stroudley E1 from Rapido Trains UK in OO
USA 0-6-0T from Minerva Model Railways in O
New-tooling LNER J52 0-6-0ST from Hornby in OO

PUBLISHED BY PECO
www.pecopublications.co.uk

9 770033 893603 09

RAILWAY MODELLER

Contents

September 2025 vol 76 No.899

684 Buckhorn Weston
Railway of the Month
Maurice Lockwood describes how he created this extensive loft-based layout in OO gauge, which plays host to a vast array of BR Southern Region steam-hauled services of the late 1950s to mid-1960s period.

694 Making Tracks 200 with Pete Waterman
Details of the latest Making Tracks event at Chester Cathedral, in which Pete Waterman and his Railnuts team are celebrating Railway 200 year by operating their full 72' model of Watford Junction.

696 A sludge carrier in N
Project of the Month
Ian Cairns relates how he constructed a model of an unusual railway vehicle – an old locomotive tender converted to carry sludge from water treatment plants – using items recovered from his spares box.

698 Blowers Green
Bill Connelly describes his fictional wagon repair yard, which is set in the Black Country on the site of the former Blowers Green station, between Dudley Tunnel and the former Netherton Junction on the Oxford, Worcester & Wolverhampton line.

705 Island steam in TT:120
Plan of the Month
With Peco announcing a trio of laser-cut kits based on structures at Ventnor West, which will complement the forthcoming Hornby models of an Isle of Wight 'Terrier' and four-wheel coaches, modelling this station in 1:120 is set to become tantalisingly straightforward…

708 Stroudley 'Terrier' 0-6-0T
Scale Drawings
Soon to be released in the new TT:120 scale by Hornby, these characterful and long-lived tank engines are shown in 4mm scale drawings from the late Ian Beattie archive, with historical notes by Toby Jennings.

712 Mousehole
A compact, but highly detailed, 0-16.5 layout built by Jürgen Heinritz, depicting an imagined narrow gauge line serving a tiny harbour.

715 From the Archive
A look back at issues of RAILWAY MODELLER from 75, 50 and 25 years ago.

716 Constructing BR Mk.I coaches in Gauge 1
New Zealand-based modeller John Boyson continues his account of how he used 3D-printing methods to scratch-build a rake of BR Mk.I coaching stock in 1:32 scale.











RAILWAY MODELLING *Explored*

Projects, hints and tips for beginners from Railway Modeller readers and staff

739 Smestow Heath & Whitehouse Wharf

Charlie Walton describes this compact twin-level OO gauge model, built by his friend the late Bob Whitehouse to demonstrate what can be achieved using simple methods, and now on display at Locomotion in Shildon.

742 Barn construction

With Peco now distributing the Scale Model Scenery range, Phoebe Standen shows how to construct the firm's laser-cut barn model.



WHAT'S ON THE COVER



759 708 720 698 734

720 Helland Wharf

Micro Marvel

Mike Walker has recreated a small stretch of the Wenford Bridge branch in Cornwall, home of the famous Beattie well tanks, in OO gauge.

724 James Street extended, part 3

Steve Wright concludes his detailed account of the alterations that have been made to this mammoth N gauge layout.

728 Archenfield

Through the Railway Room Door

This article could equally well be labelled 'Through the Railway Room Wall', for with limited space to build a layout, Janet and Nick Nelson constructed their OO gauge model at head height, tunnelling from room to room via a linen cupboard and over the top of the stairs.

734 Whatever happened to... Stockton & Darlington

As we mark the bicentenary of the opening of the Stockton & Darlington Railway, Darlington Model Railway Club chairman James Evans explains how his group set about restoring a layout portraying the line, which featured as Railway of the Month 50 years ago in September 1975.

744 Readers' Letters

746 New Product Reviews

It's an 0-6-0 tank engine-fest this month, with the Stroudley E1 in OO gauge by Rapido Trains UK, the Southern Railway USA in O gauge from Minerva, the LNER J52 saddle tank in OO by Hornby, and the Great Eastern Railway 'Buckjumpers' from Accurascale, also in OO – plus, wagons in OO by Dapol for the Bagnall Locomotive Group, and figures and details from Modelu.

756 Book & DVD Reviews

757 News

Bachmann announces J71 0-6-0T in OO; Rails and Sonic Models to produce North British K Class 'Glens' in OO; Beer Heights Light Railway celebrates Golden Jubilee; Jools Holland visits Peco; new livery revealed on BHLR locomotive; venue confirmed for Peco RAIL200 Model Layout Competition finale; Peco reveals Isle of Wight buildings and new wagons in TT:120; and much more...

765 Societies & Clubs

The biggest and best guide to the exhibition scene.

SUBSCRIBE
SEE PAGE 64a FOR DETAILS

Shop open

10:00am to 4:30pm Monday to Saturday

Telephones available
9:00am - 5:00pm Monday to Saturday

CHELTENHAM MODEL CENTRE

www.cheltenhammodelcentre.com

Cheltenham Model Centre
39 High Street
Cheltenham
GL50 1DX

Telephone: 01242 523117
: 01242 234644
Email: info@cheltenhammodelcentre.com

Locomotive Stock Boxes

*All stock boxes available in 5 colours, **Red**, **Green**, **Blue**, Black & **Brown**.*

Large - Suitable for large tender locos & diesels.....**£4.20**
Length 330mm, Depth 48mm, Width 62mm
4 of any colour large stock box for £16.10

Medium - Suitable for larger tank engines and medium sized diesels (class 20s, 25s etc).....**£3.50**
Length 220mm, Depth 48mm, Width 62mm

Small - Suitable for small steam locos (pannier tanks etc.) and small diesels (08 shunters etc.).....**£3.50**
Length 157mm, Depth 48mm, Width 62mm
4 of any colour medium or small stock box for £13.10

Ballast



Fine Grey Ballast.....£4.00
(1mm average size)
Coarse Grey Ballast.....£4.00
(3mm average size)
Fine Salmon Ballast.....£4.00
(1mm average size)
All are supplied in 550g (approx.) bag.

Cork Sheeting

1/32" (1mm) Thick - £4.00 each
2 for £7.00
1/8" (3mm) Thick - £8.35 each
2 for £15.00
4.mm Thick - £12.99 each
2 for £23.00
Each roll measures 36" x 24" (3ft x 2ft) Approx

Electrics

Grain of Wheat Bulbs
12v Bulbs
Available in Clear, Red, Yellow, Green or Amber
Packs of 10.....**£4.50**

Layout Wire
Suitable for point motors, power feeds & more.

7/0.2mm, Single Core, Multi Strand 100 metre rolls available in 7 colours.

Red/Black/Blue/Green/Yellow/Brown/White
.....**£9.00 a roll**
.....Or any two 100 metre reels for.....**£16.99**
Same colours available in
10 metre rolls.....£2.00 each
20 metre rolls.....£3.00 each

Toggle Switches
SMT1 Single Pole Single Throw, (On-Off).....£1.50
4 x SMT1..£4.99
SMT2 Single Pole Double Throw (On-On).....£1.20
4 x SMT2....£4.50
SMT3 Single Pole Double Throw, Centre Off, (On-Off-On).....£1.65
3 x SMT3....£4.50
SMT4 Double Pole Double Throw (On-On).....£1.60
4 x SMT4 ..£5.40
SMT5 Double Pole Double Throw (On-Off-On).....£2.00
4 x SMT5...£7.01
SMT6 Point Toggle Switches.....£2.00
4 x SMT6..£7.01
Push to Make Switch
Red.....70p Each

Mod Roc



Mod-Roc (Plaster Of Paris Bandage).....£3.60
Each roll is 15cm x 270cm approx.)

Lima OO Traction Tyres

Sold in packs of 10

2074351 - Large.....£5.00
(Suitable for GW King, Class 20, Class 26, Class 27, Class 31, Class 37, Class 40, Class 47, Class 59, Class 60, Class 66, Warship, Western, Class 86 & Class 87 Electrics)

2074352 - Small.....£5.00
(Suitable for GW Railcar, HST Power Cars, Class 101 DMU, Class 50, Class 73, Class 117 DMU, Class 156 DMU, Deltic)

METCALFE

N Gauge Card Kits

PN103 - Red Brick Terraced Houses...£9.35
PN104 - Terraced Houses Stone.....£9.35
PN110 - Platform Kit.....£10.20
PN116 - Corner Shop Red Brick.....£10.20
PN117 - Corner Shop Stone.....£10.20
PN128 - Coaching Inn.....£9.35
PN133 - Signal Box.....£8.50
PN135 - Stone Platform.....£10.20
PN136 - Footbridge.....£10.20
PN137 - Country Station.....£12.75
PN140 - Red Brick Viaduct.....£11.05
PN141 - Stone Viaduct.....£11.05
PN142 - Tunnel Entrances Double Track.....£8.50
PN143 - Tunnel Entrance Single Track.....£7.65
PN144 - Retaining Wall Stone.....£9.80
PN145 - Retaining Wall Red Brick.....£9.80
PN146 - Railway Bridge Red Brick.....£12.35
PN147 - Railway Bridge Stone.....£12.35
PN148 - Tapered Retaining Wall Red Brick.....£9.80
PN148 - Tapered Retaining Wall Stone£9.80
PN150 - Manor Farm.....£8.50
PN153 - Village School.....£9.80
PN154 - Village Shop & Café.....£8.50
PN155 - Workers Cottages.....£10.20
PN157 - Grange Cottage.....£7.25
PN158 - Gardeners Cottage.....£7.25
PN159 - Crofters Cottage.....£7.25
PN167 - Town End Cottage.....£10.65
PN170 - Low Relief Cinema.....£7.25
PN174 - Brick Terraced House Fronts.£7.65
PN175 - Stone Terraced House Fronts.....£7.65
PN176 - Low Relief Red Brick Terraced House Backs.....£7.65
PN177 - Low Relief Stone Terraced House Backs.....£7.65
PN179 - Low Relief Department Store.....£11.90
PN181 - Service Station.....£9.35
PN182 - Warehouse.....£10.20
PN183 - Small Factory.....£10.20
PN184 - Boiler House & Factory Entrance.....£11.90
PN185 - Industrial Unit.....£7.65
PN186 - Ramshackle Workshop.....£10.20
PN187 - Old Factory.....£11.90
PN188 - Brewery.....£11.05
PN189 - Fire Station.....£10.65
PN190 - Low relief Timber-Framed Shop.....£7.65
PN191 - Castle Gatehouse.....£13.60
PN192 - Watch Tower.....£5.95
PN193 - Castle Curtain Walls.....£7.65
PN194 - Castle Hall.....£12.75
PN195 - Castle Stone Sheets.....£4.95
PN196 - Castle Bridge.....£6.80
PN810 - Picnic Tables.....£4.70
PN814 - Greenhouse.....£4.25
PN815 - Nissen Hut.....£4.90
PN816 - Platform Underpass.....£4.70
PN817 - Platform Kiosk.....£4.70
PN820 - Pillboxes.....£4.25
PN821 - Pavilion.....£5.10
PN830 - Market Stalls.....£4.70
PN841 - Water Wheel.....£4.70
PN900 - Red Brick Sheets.....£5.10
PN901 - Cut Stonework Style M1.....£5.10
PN902 - Mixed Stonework.....£5.10
PN903 - Paving & Cobblestone Sheets£5.10
PN904 - Old Mill Stone Sheets.....£5.10
PN912 - Country Goods Shed.....£11.50
PN913 - Double Track Engine Shed...£14.45
PN920 - Mainline Booking Hall.....£18.70
PN921 - Parcel Offices.....£14.45
PN922 - Island Platform Building.....£13.60
PN923 - Modern Platform Shelter.....£7.25
PN926 - Parish Church.....£11.90
PN931 - Engine Shed Single Track Red Brick.....£9.80
PN932 - Engine Shed Single Track Stone.....£9.80
PN933 - Settle & Carlisle Station.....£13.60
PN934 - Settle & Carlisle Station Shelter.....£7.25
PN935 - Settle & Carlisle Station Masters House.....£10.20
PN936 - Settle Carlisle Station Goods Shed.....£15.30
PN937 - Settle & Carlisle Double Track Engine Shed.....£14.45
PN940 - Platform Canopy.....£14.05
PN950 - No.1 Market Street Shop.....£11.05
PN951 - Manor Farm Buildings.....£9.35
PN960 - Tower Block.....£10.65
PN961 - Modern Retail Unit.....£10.65
PN962 - Municipal Building.....£11.05
PN971 - Low Relief Bank & Shop.....£8.95
PN972 - Low Relief Pub & Shops.....£8.95
PN973 - Low Relief Georgian Town House.....£7.65
PN974 - Low Relief Shop Front.....£7.65
PN975 - Hotel Wednesday.....£8.50
PN980 - Railway Arches.....£8.50
PN991 - Old Mill Chimney Stack.....£5.95
MT907 - Pack Of 3 Ultra Fine-Tip Glue Applicator Bottles.....£4.50

Latest Releases

GRAHAM FARISH by BACHMANN

N Gauge Class 47s - In Stock



371-825D - Class 47 D1565 BR Green Small Yellow Panels.....£152.96
371-825DSF - Class 47 D1565 BR Green Small Yellow **Panels DCC Sound Fitted**.....£246.46



371-825E - Class 47 D1601 BR Green Small Yellow Panels.....£152.96
371-825ESF - Class 47 D1601 BR Green Small Yellow Panels **DCC Sound Fitted**.....£246.46

N Gauge GW Pannier Tanks - In Stock



371-986B - GW 64XX 0-6-0 Pannier Tank 6406 BR Black Early Crest.....£101.96



371-986C - GW 64XX 0-6-0 Pannier Tank 6413 BR Black Early Crest Weathered.....£106.21



371-987A - GW 64XX 0-6-0 Pannier Tank 6408 BR Lined Green Late Crest.....£101.96



371-987B - GW 64XX 0-6-0 Pannier Tank 6416 BR Lined Green Late Crest Weathered.....£106.21



371-990 - GW 64XX 0-6-0 Pannier Tank 6412 GW Green Shirtbutton As Preserved..£101.91

N Gauge BR Vans - Now In Stock



373-705 - BR 12 Ton Ventilated Van Planked Sides BR Bauxite Blue Circle Cement B762773.....£19.51



373-705A - BR 12 Ton Ventilated Van Planked Sides BR Bauxite ICI Fertilizer B761075.....£19.51



373-740A - BR 10 Ton Meat Van BR Crimson B870009.....£19.51
373-740B - BR 10 Ton Meat Van BR Crimson B870014.....£19.51



373-741B - BR 10 Ton Meat Van BR Bauxite B870030.....£19.51
373-741C - BR 10 Ton Meat Van BR Bauxite B870085.....£19.51



377-626B - BR 12 Ton Plywood Fruit Van BR Bauxite Late Fyffes B875823.....£19.51



377-626C - BR 12 Ton Plywood Fruit Van BR Bauxite Late B875840.....£19.51

Available To Pre Order

Orders can be placed online or by giving us a call and we are also offering FREE POSTAGE on all pre orders!

GRAHAM FARISH by BACHMANN

N Gauge Class 47s - Due August/September



371-829A - Class 47 47425 *'Holbeck'* BR Blue.....£152.96
371-829ASF - Class 47 47425 *'Holbeck'* BR Blue **DCC Sound Fitted**.....£246.46



371-829B - Class 47 47556 BR Blue.....£152.96
371-829BSF - Class 47 47556 BR Blue **DCC Sound Fitted**.....£246.46



372-245A - Class 47/7 47712 *'Lady Diana Spencer'* BR ScotRail.....£152.96
372-245ASF - Class 47/7 47712 *'Lady Diana Spencer'* BR ScotRail **DCC Sound Fitted**.....£246.46



372-263 - Class 47/4 47555 *'The Commonwealth Spirit'* Railfreight Distribution European.....£152.96
372-263SF - Class 47/4 47555 *'The Commonwealth Spirit'* Railfreight Distribution European **DCC Sound Fitted**.....£246.46



372-266 - Class 47/4 47849 BR InterCity Swallow.....£152.96
372-266SF - Class 47/4 47849 BR InterCity Swallow **DCC Sound Fitted**.....£246.46

GRAHAM FARISH by BACHMANN

Autumn 2025 New Announcements Available to Pre Order On Our Website From 6th August

N Gauge JGA Hoppers - Due August/September



377-101C - JGA Bogie Hopper Buxton Lime Industries White And Blue BLI19200.....£33.96
377-101D - JGA Bogie Hopper Buxton Lime Industries White And Blue BLI19215.....£33.96



377-104 - JGA Bogie Hopper with Hopper Cover Tilcon Grey NACO19184.....£33.96
377-104A - JGA Bogie Hopper with Hopper Cover Tilcon Grey NACO19175.....£33.96

GRAHAM FARISH by BACHMANN

N Gauge Special Offers (While Stocks Last)



371-034K - Class 20 20142 *'Sir John Betjeman'* London Transport Lined Maroon.....£115.20



371-035K - Class 20 20227 *'Sherlock Holmes'* London Transport Lined Maroon.....£115.20



377-202K - 7 Plank Wagon Gloucester Direct Coal Supply Ltd. No.126 Grey.....£12.99

New Announcements!!

Available To Pre Order

Orders can be placed online or by giving us a call and we are also offering FREE POSTAGE on all pre orders!

HORNBY TT:120

TT Gauge Class 50s - Due November 2025



TT3041 - Class 50 50016 *'Barham'* BR Blue.....£151.19



TT3042 - Class 50 50035 *'Ark Royal'* Original Network SouthEast.....£151.19

TT Gauge LNER A4 - Due November 2025



TT3043 - LNER A4 4-6-2 4498 *'Sir Nigel Gresley'* LNER Blue.....£161.99

TT Gauge 21 Ton Minerals - Due Early 2026



TT6038 - BR 21 Ton Mineral Wagon BR Bauxite B313504.....£20.69



TT6039 - Triple Pack BR 21 Ton Mineral wagons BR Bauxite B313093, B313075 And B313127.....£61.19

TT Gauge 7 Plank Wagons - Due November 2025



TT6040 - 7 Plank Wagon G. T. Parker & Sons.....£21.59



TT6041 - 7 Plank Wagon T. Burnett & Co.....£21.59



TT6042 - Triple Pack 7 Plank Wagons Lowe & Warwick, Bernard T Frost And Shirebrook.....£62.99

TT Gauge 12 Ton Box Vans - Due December 2025



TT6043 - BR 12 Ton Vent Van BR Bauxite Return To Cadbury B755320.....£25.19



TT6044 - Triple Pack BR 12 Ton Vent Van BR Bauxite B777345, B777346 And B777347.....£73.79

TT Gauge CDA Hoppers - Due November 2025



TT6048 - CDA China Clay Hopper ECC No.375026.....£25.19



TT6049 - Triple Pack CDA China Clay Hoppers ECC No.375081, 375043 And 375018.....£72.89

TT Gauge MHA Coalfish Wagons - Due November 2025



TT6050 - MHA Coalfish Wagon EWS No.396082.....£25.19



TT6051 - Triple Pack MHA Coalfish Wagons EWS No.396059, 396776 And 396999.....£72.89

Postage and Packing
£4.00 per order
£7.00 next day delivery

Exclusions and restrictions apply. Some items also incur extra postage (Sundeala Board and Long Lengths Of track) please ask for details

CHELTENHAM MODEL CENTRE

All prices and stock levels correct at time of going to press (E&OE) . Any delivery dates are taken from the manufacturer and are subject to change without notice due to situations beyond their or our control .

www.cheltenhammodelcentre.com

Locomotive Stock Boxes

*All stock boxes available in 5 colours, **Red**, **Green**, **Blue**, Black & **Brown**.*

Large - Suitable for large tender locos & diesels.....**£4.20**

Length 330mm, Depth 48mm, Width 62mm

4 of any colour large stock box for £16.10

Medium - Suitable for larger tank engines and medium sized diesels (class 20s, 25s etc).....**£3.50**

Length 220mm, Depth 48mm, Width 62mm

Small - Suitable for small steam locos (pannier tanks etc.) and small diesels (08 shunters etc.).....**£3.50**

Length 157mm, Depth 48mm, Width 62mm

4 of any colour medium or small stock box for £13.10

Ballast



Fine Grey Ballast.....£4.00
(1mm average size)
Coarse Grey Ballast.....£4.00
(3mm average size)
Fine Salmon Ballast.....£4.00
(1mm average size)
All are supplied in 550g (approx.) bag.

Cork Sheeting

1/32" (1mm) Thick - £4.00 each
2 for £7.00
1/8" (3mm) Thick - £8.35 each
2 for £15.00
4.mm Thick - £12.99 each
2 for £23.00



Each roll measures 36" x 24" (3ft x 2ft) Approx

Electrics

Grain of Wheat Bulbs

12v Bulbs
Available in Clear, Red, Yellow, Green or Amber
Packs of 10.....**£4.50**

Layout Wire

Suitable for point motors, power feeds & more.

7/0.2mm, Single Core, Multi Strand 100 metre rolls available in 7 colours.

Red/Black/Blue/Green/Yellow/Brown/White
.....**£9.00 a roll**
.....Or any two 100 metre reels for.....**£16.99**
Same colours available in
10 metre rolls.....£2.00 each
20 metre rolls.....£3.00 each

Toggle Switches

SMT1 Single Pole Single Throw, (On-Off).....£1.50
4 x SMT1..£4.99
SMT2 Single Pole Double Throw (On-On).....£1.20
4 x SMT2....£4.50
SMT3 Single Pole Double Throw, Centre Off, (On-Off-On).....£1.65
3 x SMT3....£4.50
SMT4 Double Pole Double Throw (On-On).....£1.60
4 x SMT4 ..£5.40
SMT5 Double Pole Double Throw (On-Off-On).....£2.00
4 x SMT5...£7.01
SMT6 Point Toggle Switches.....£2.00
4 x SMT6..£7.01
Push to Make Switch
Red.....70p Each

Mod Roc

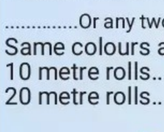

Mod-Roc (Plaster Of Paris Bandage).....£3.60

Each roll is 15cm x 270cm approx.)

Lima OO Traction Tyres

Sold in packs of 10

2074351 - Large.....£5.00
(Suitable for GW King, Class 20, Class 26, Class 27, Class 31, Class 37, Class 40, Class 47, Class 59, Class 60, Class 66, Warship, Western, Class 86 & Class 87 Electrics)

2074352 - Small.....£5.00
(Suitable for GW Railcar, HST Power Cars, Class 101 DMU, Class 50, Class 73, Class 117 DMU, Class 156 DMU, Deltic)

METCALFE

OO Gauge Card Kits

PO205 - Low Relief Pub & Shops.....£12.75
PO206 - Low Relief Cinema & Shops.....£10.20
PO210 - Paving Slabs.....£5.95
PO216 - Platform Kit.....£12.75
PO226 - Parish Church.....£16.15
PO228 - Coaching Inn.....£11.05
PO232 - Goods Shed.....£13.20
PO233 - Signal Box.....£9.80
PO235 - Stone Platform.....£12.75
PO236 - Footbridge.....£11.50
PO237 - Country Station.....£15.30
PO240 - Double Track Viaduct Brick.....£15.30
PO241 - Double Track Viaduct Stone.....£15.30
PO242 - Double Tunnel Entrance.....£10.20
PO243 - Single Tunnel Entrance.....£9.35
PO244 - Retaining Walls Red Brick.....£13.20
PO245 - Retaining walls Stone.....£13.20
PO246 - Railway Bridge Brick Double or Single Track.....£14.05
PO247 - Railway Bridge Brick Double or Single Track.....£14.05
PO248 - Tapered Retaining Walls Brick.....£13.20
PO249 - Tapered Retaining Walls Stone.....£13.20
PO250 - Manor Farm House.....£10.20
PO251 - Manor Farm Barn.....£9.80
PO252 - Manor Farm Buildings.....£11.05
PO253 - Village School.....£10.20
PO254 - Village Shop & Café.....£11.90
PO255 - Workers Cottages.....£12.75
PO257 - Grange Cottage.....£11.05
PO258 - Gardeners Cottage.....£9.35
PO259 - Crofters Cottage.....£8.50
PO261 - Red Brick Terraced Houses.....£11.05
PO262 - Stone Terraced Houses.....£11.05
PO263 - Red Brick Corner Shop.....£11.90
PO264 - Stone Corner Shop.....£11.90
PO267 - Town End Cottage.....£12.75
PO271 - Low Relief Bank and Shops.....£11.50
PO272 - Low Relief Shop Fronts Red Brick.....£12.75
PO275 - Low Relief Stone Terraced House Fronts.....£11.05
PO276 - Low Relief Brick Terraced Houses Backs.....£11.05
PO277 - Low Relief Stone Terraced Houses Backs.....£11.05
PO279 - Low Relief Department Store.....£13.60
PO281 - Service Station.....£13.60
PO282 - Full or Low Relief Warehouse.....£13.20
PO283 - Small Factory.....£13.20
PO284 - Boiler House with Chimney and Factory Entrance.....£13.20
PO285 - Industrial Unit.....£11.50
PO286 - Ramshackle Workshop.....£12.75
PO287 - Old Factory.....£15.30
PO288 - Brewery.....£16.15
PO289 - Fire Station.....£16.60
PO291 - Castle Gatehouse.....£17.00
PO292 - Watch Tower.....£5.95
PO293 - Castle Curtain Walls.....£10.20
PO294 - Castle Hall.....£16.60
PO295 - Castle Stonework Sheets.....£4.95
PO296 - Castle Bridge.....£9.35
PO300 - Brick Terraced Houses.....£14.90
PO301 - Stone Terraced Houses.....£14.90
PO302 - Low Relief Brick Terraced House Fronts.....£13.60
PO303 - Low Relief Stone Terraced House Fronts.....£13.60
PO304 - Low Relief Brick Terraced House Backs.....£16.15
PO305 - Low Relief Stone Terraced House Backs.....£16.15
PO306 - Low Relief Brick Shop Fronts.....£16.15
PO307 - Low Relief Stone Shop Fronts.....£16.15
PO308 - Brick Corner Shop Or Pub.....£16.15
PO309 - Stone Corner Shop Or Pub.....£16.15
PO313 - Track Engine Shed.....£21.25
PO320 - Mainline Station Booking Hall.....£21.25
PO321 - Parcels Office.....£19.55
PO322 - Island Platform Building.....£17.00
PO323 - Modern Platform Shelter.....£10.20
PO330 - GWR Signal Box.....£14.05
PO331 - Red Brick Single Track Engine Shed.....£14.05
PO332 - Stone Single Track Engine Shed.....£14.05
PO333 - Settle And Carlisle Railway Station.....£21.25
PO334 - Settle & Carlisle Station Shelter.....£9.80
PO335 - S&C Station Masters House.....£12.75
PO336 - S&C Station Goods Shed.....£21.25
PO337 - S&C Style Stone Engine Shed.....£21.25
PO340 - Platform Canopy.....£14.45
PO360 - Tower Block.....£14.45
PO362 - Municipal Building.....£15.30
PO373 - Low Relief Georgian House.....£8.50
PO374 - Low Relief Shop Front.....£8.95
PO375 - Hotel Wednesday.....£14.05
PO380 - Railway Arches.....£13.60
PO400 - Platform Underpass.....£5.55
PO401 - Old Mill Chimney Stack.....£7.65
PO410 - Wooden Pavilion.....£5.55
PO415 - Nissen Hut.....£6.40
PO421 - Low Relief Timber Framed Shop...£7.25
PO430 - Small Signal Box.....£8.50
PO502 - Platform Benches.....£4.90
PO503 - Park Benches.....£4.70
PO510 - Picnic Tables.....£4.70
PO513 - Children's Play Area.....£5.55
PO514 - Greenhouse.....£5.10
PO515 - Station Clocks.....£4.70
PO517 - Platform Kiosk.....£5.55
PO525 - Bus Shelter.....£5.55
PO530 - Market Stalls.....£5.55
PO540 - Goods Yard Crane.....£5.95
PO541 - Water Wheel.....£5.95
PO572 - Arcade Enhancement Kit.....£5.55
PO580 - Signal Box Interior.....£5.55
MT907 - Pack Of 3 Ultra Fine-Tip Glue Applicator Bottles.....£4.50

Latest Releases

CAVALEX Models

OO Gauge Class 60s - Now In Stock



CM-60017-TGC - Class 60 60017 'Arenig *Fawr*' BR Railfreight Construction Sector.....£194.95
CM-60017-TGCN-SF - Class 60 60017 **'Arenig Fawr'** BR Railfreight Construction Sector **DCC Sound Fitted**.....£294.95



CM-60027-TGP - Class 60 60027 '*Joseph Banks*' BR Railfreight Petroleum Sector.....£194.95
CM-60027-TGP-SF - Class 60 60027 '*Joseph Banks*' BR Railfreight Petroleum Sector **DCCC Sound Fitted**.....£294.95



CM-60049-TGM - Class 60 60049 '*Scafell*' BR Railfreight Metals Sector.....£194.95
CM-60049-TGM-SF - Class 60 60049 '*Scafell*' BR Railfreight Metals Sector **DCC Sound Fitted**.....£294.95



CM-60061-TGC - Class 60 60061 *'Alexander Graham Bell'* BR Railfreight Coal Sector.....£194.95
CM-60061-TGCL-SF Class 60 60061 *'Alexander Graham Bell'* BR Railfreight Coal Sector **DCC Sound Fitted**.....£294.95



CM-60059-LH - Class 60 60059 '*Swinden Dalesmen*' Loadhaul.....£194.95
CM-60059-LH-SF - Class 60 60059 *'Swinden Dalesmen'* Loadhaul **DCC Sound Fitted**.....£294.95

RAPIDO TRAINS UK

OO Gauge 16 Inch Hunslets - Now In Stok



903014 - 16 Inch Hunslet No.1983/1940 '*Clement*' NCB Black With Yellow Stripes.....£110.45



903015 - 16 Inch Hunslet No.3855/1955 *'Glasshoughton'* No.4 Lined Green.....£110.45



903016 - 16 Inch Hunslet No.22375/1942 *'John Shaw'* NCB Lined Green.....£110.45



903017 - 16 Inch Hunslet No.3715/1952 No.2 '*Primrose*' As Preserved 1970....£110.45
903517 - 16 Inch Hunslet No.3715/1952 *'Primrose'* No.2 As Preserved 1970 **DCC Sound Fitted**.....£195.45

OXFORD

Selection Of The Latest OO Gauge Releases



76CFV002 - Bedford CF Van British Rail.....£9.45



76FT2002 - Ford Transit MK2 British Rail.....£9.45



76CAP010 - Ford Capri MkII Cosmos Blue Metallic.....£9.45

Available To Pre Order

Orders can be placed online or by giving us a call and we are also offering FREE POSTAGE on all pre orders!

OXFORD RAIL

OO Gauge LNER J26s - Due to arrive in the next few months



OR76J26001 - LNER J26 0-6-0 1057 LNER Black.....£110.45
OR76J26001XS - LNER J26 0-6-0 1057 LNER Black **DCC Sound Fitted**.....£195.45



OR76J26002 - LNER J26 0-6-0 65767 BR Black Early Crest.....£110.45
OR76J26002XS - LNER J26 0-6-0 65767 BR Black Early Crest **DCC Sound Fitted**.....£195.45



OR76J26003 - LNER J26 0-6-0 65736 BR Black Late Crest.....£110.45
OR76J26003XS - LNER J26 0-6-0 65736 BR Black Late Crest **DCC Sound Fitted**.....£195.45



OR76J26004 - LNER J26 0-6-0 1678 NER Lined Black.....£110.45
OR76J26004XS - LNER J26 0-6-0 1678 NER Lined Black **DCC Sound Fitted**.....£195.45

RAPIDO TRAINS UK

OO Gauge SECR O1s - Due Soon, Some Versions Sold Out!



966002 - SECR Class O1 0-6-0 373 Wainwright Green.....£169.96



966003 - SECR Class O1 0-6-0 385 SECR Grey.....£169.96



966004 - SECR Class O1 0-6-0 A7 SR Lined Black Egyptian Lettering.....£169.96



966005 - SECR Class O1 0-6-0 1437 SR Lined Black Egyptian Lettering.....£169.96



966006 - SECR Class O1 0-6-0 1046 SR Bulleid Black.....£169.96



966007 - SECR Class O1 0-6-0 1379 SR Black Sunshine Lettering.....£169.96



966008 - SECR Class O1 0-6-0 100 East Kent Railway Black.....£169.96



966009 - SECR Class O1 0-6-0 s1065 BR Black British Railways.....£169.96



966010 - SECR Class O1 0-6-0 31064 BR Black Early Crest.....£169.96



966011 - SECR Class O1 0-6-0 31064 BR Black Late Crest.....£169.96



966012 - SECR Class O1 0-6-0 65 *'Bramble'* Bluebell Railway Blue....£169.96

accurascale

OO Gauge Class 50s - Run 2 Announced, Due 2026



ACC2383 - Class 50 50019 '*Ramillies*' Laira Blue.....£189.99
ACC2391DCC - Class 50 50019 '*Ramillies*' Laira Blue **DCC Sound Fitted**.....£299.99



ACC2385 - Class 50 50035 *'Ark Royal'* BR Blue.....£189.99
ACC2393DCC - Class 50 50035 'Ark *Royal'* BR Blue DCC Sound Fitted..£299.99



ACC2387 - Class 50 50046 '*Ajax*' BR Large Logo Blue.....£189.99
ACC2395DCC - Class 50 50046 '*Ajax*' BR Large Logo Blue **DCC Sound Fitted**.....£299.99



ACC2520 - Class 50 50029 '*Renown*' Revised Network SouthEast.....£189.99
ACC2526DCC - Class 50 50029 '*Renown*' Revised Network SouthEast **DCC Sound Fitted**.....£299.99

Clark RAILWORKS

OO Gauge WD Austerity 2-10-0 Due Quarter 2 2026



C1000Z - WD Austerity 2-10-0 73755 '*Longmoor*' Khaki Green.....£295.00



C1001Z - WD Austerity 2-10-0 600 '*Gordon*' LMR Blue.....£295.00



C1002 - WD Austerity 2-10-0 90766 BR Black Early Crest.....£295.00



C1003 - WD Austerity 2-10-0 90751 BR Black Early Crest.....£295.00



C1004 - WD Austerity 2-10-0 90772 BR Black Early Crest.....£295.00



C1005Z - WD Austerity 2-10-0 90775 *'The Royal Norfolk Regiment'* BR Black Early Crest..£295.00

C1006A - WD Austerity 2-10-0 90755 BR Black Late Crest.....£295.00

C1006B -WD Austerity 2-10-0 90763 BR Black Late Crest.....£295.00

C1006C WD Austerity 2-10-0 90767 BR Black Late Crest.....£295.00

We Now Stock...

Railtec Transfers

See our website for the range we have available with more to be added!

BACHMANN BRANCHLINE

Autumn 2025 New Announcements Available to Pre Order On Our Website From 6th August

scalemodelscenery.co.uk

Realistically Better!

Create *Realistically Better* lineside scenes for your OO gauge model railway layout with our range of stunning laser cut and 3D printed building kits.

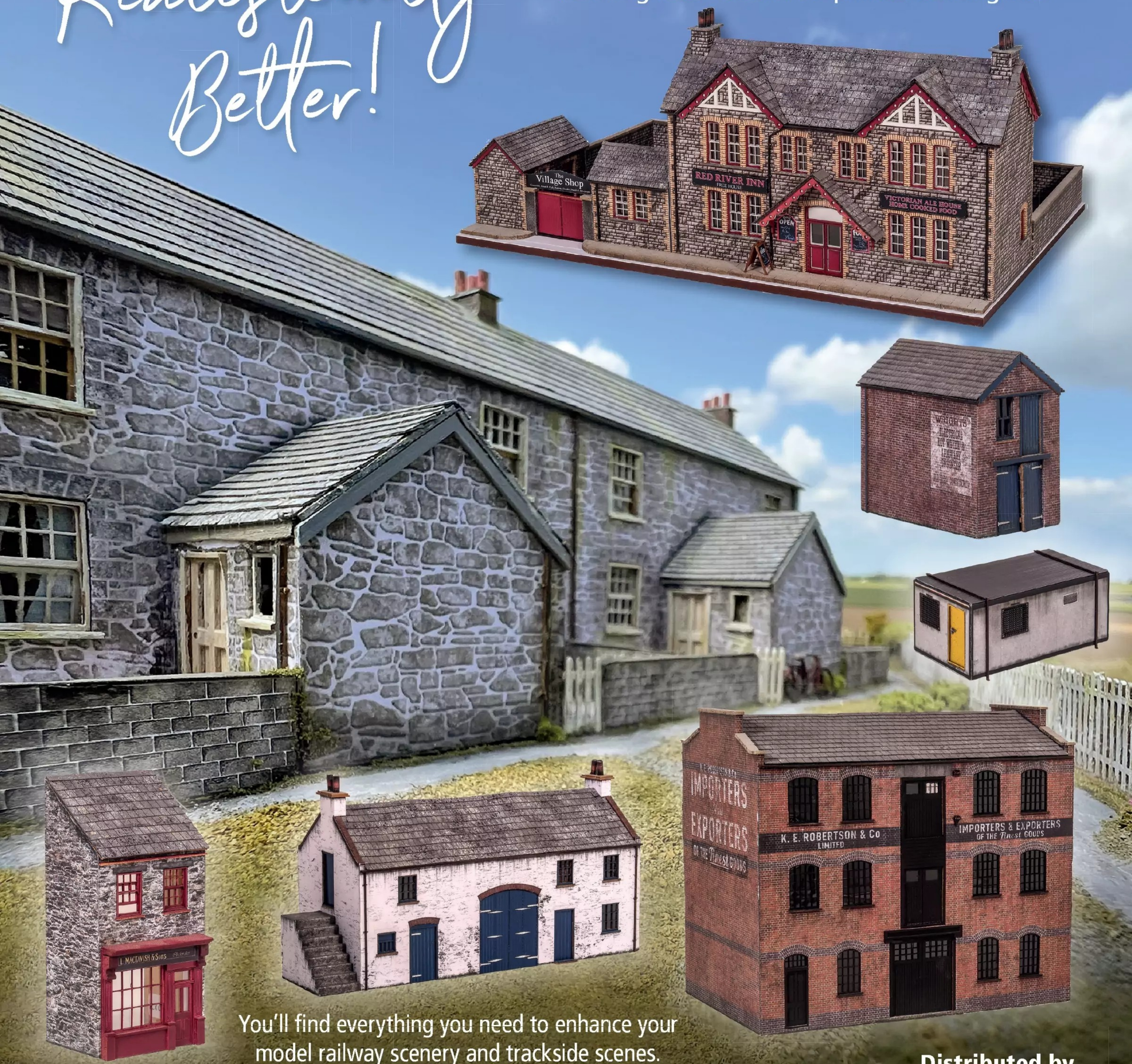

You'll find everything you need to enhance your model railway scenery and trackside scenes.

KITS & ACCESSORIES – OO / 4mm / 1:76

Distributed by PECO

Visit www.scalemodelscenery.co.uk to see our extensive range of products

OVER **50 YEARS** OF RAILS

RAILS OF SHEFFIELD

ESTD 1970

ESTD 1970 **FOUNDED** IN SHEFFIELD

PROUD WINNERS OF THESE RECENT AWARDS:

HORNBY MODEL RAILWAY Awards 2024

MODEL RAIL MODEL OF THE YEAR 2024

BRITISH RAILWAY MODELLING AWARDS 2024

WE STOCK ALL THE MAJOR BRANDS

plus many, many more...



***NEW SHEFFIELD STATION STORE* - COMING SOON 2025**

VISIT US **IN-STORE** OR SHOP **ONLINE**

railsofsheffield.com

See our **PRE-OWNED** range ***added daily*** to the website

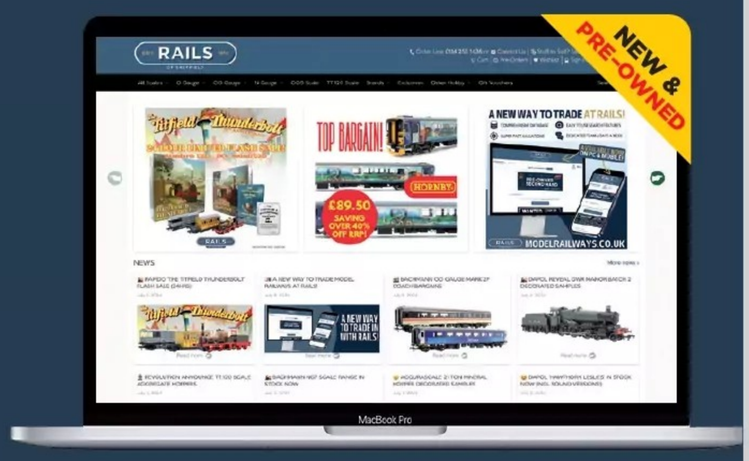

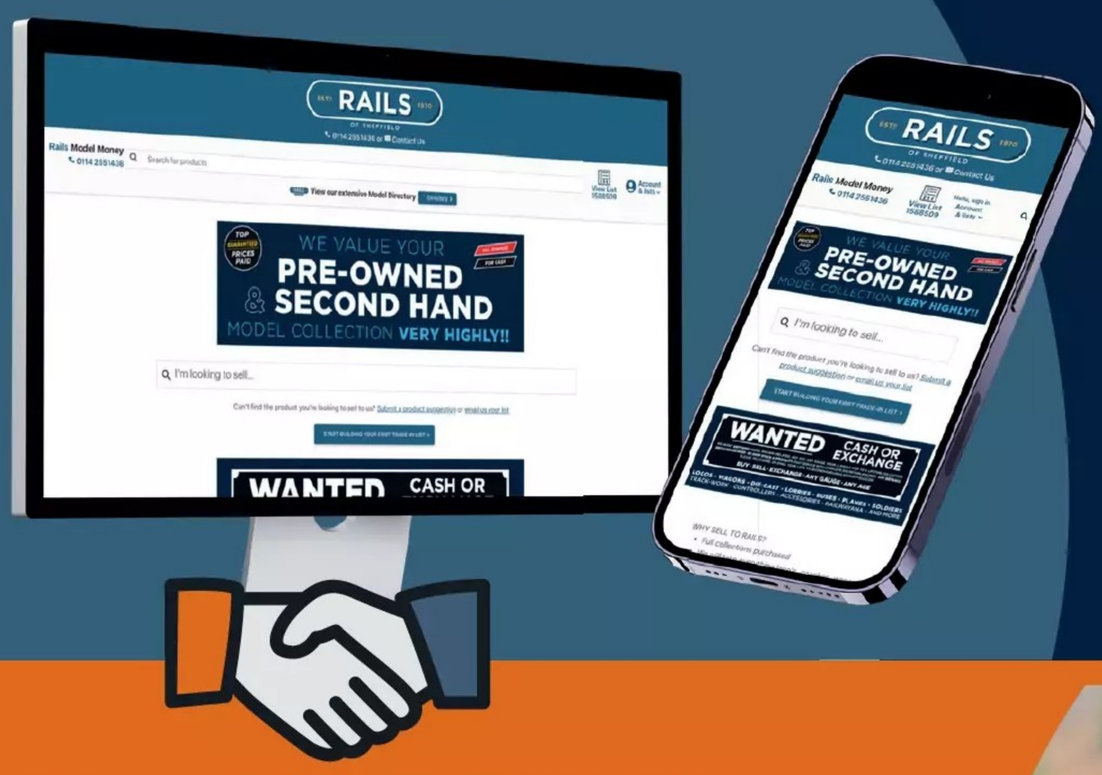

RAILS MODEL MONEY

A NEW WAY TO TRADE AT RAILS

- COMPREHENSIVE DATABASE
- SUPER FAST VALUATIONS
- EASY TO USE SEARCH FEATURES
- DEDICATED TEAM, 6 DAYS-A-WEEK

MODELRAILWAYS.CO.UK

THE HATTONS DIRECTORY

THE EVER-GROWING RESOURCE TO HELP YOU GET MORE FROM THE HOBBY CONTINUES!

HATTONS.CO.UK



PRICING POLICY FOR IN STOCK AND AVAILABLE ITEMS: The price advertised on Rails of Sheffield website will be the price charged at the time of the order being processed. This excludes errors in pricing (E & OE) in the event of an error with a price you will be contacted prior to the order being processed and given the option to accept the correct price or cancel the order.

PLEASE NOTE: All items currently in stock are despatched immediately. Forthcoming releases will be despatched immediately upon release. If your order contains both current items and forthcoming releases then these will be despatched separately and subject to separate delivery charges.

OUR SHEFFIELD SHOP IS OPEN:
9am–5pm Mon, Tues, Thurs, Fri & Sat
CLOSED: Wed & Sun

RAILS TV & SOCIAL MEDIA...
Like us on:
railsofsheffield | railsofsheffield | railsshеffield | railsofsheffield

ebay store — *Search:* RAILS-OF-SHEFFIELD RAILS-SHEFFIELD

SHIPPING COSTS: ROYAL MAIL 48 HOUR TRACKED £4.00: Royal Mail aim to deliver within 2 days of dispatch including Saturdays (this is not a guaranteed service and parcels can take longer to arrive).

ROYAL MAIL 24 HOUR TRACKED £5.00: Royal Mail aim to deliver within 1 day of dispatch including Saturdays (this is not a guaranteed service and parcels can take longer to arrive).

SPECIAL DELIVERY £8.50: Guaranteed delivery by 1pm the next day Monday to Saturday. With full track and trace system, your parcel is delivered speedily and securely (orders must be placed by 2pm to guarantee same day dispatch).

PARCEL FORCE COURIER SERVICE £7.50: Next day delivery for much of the UK, including Saturdays. Full track and trace system. Used for parcels over 1.8kg without packing or if you would like a speedy secure delivery of your parcel. This excludes the following post codes BT, JE, GY, IM, KW, IV, PA and PO30- 44, KA27-28, PH17-26, PH49-50 and ZE. The cost for these postcodes is £12.00 and will be delivered within two to three working days (orders must be placed by 3pm to guarantee same day dispatch).

WORLDWIDE POSTAGE: For all orders outside the UK, postage will be charged at cost, based on the weight and size of the parcel.

21-29 Chesterfield Road Sheffield South Yorkshire S8 0RL UK Tel: (0114) 255 1436

info@railsofsheffield.com | railsofsheffield | railsofsheffield | railsshеffield | railsofsheffield

Corporate Partners of RAILWAY MUSEUM

PROUD WINNERS OF THESE RECENT AWARDS:

HORNBY MODEL RAILWAY Awards 2024

MODEL RAIL MODEL OF THE YEAR 2024

BRITISH RAILWAY MODELLING AWARDS 2024

ESTD RAILS 1970

OF SHEFFIELD

FAMILY BUSINESS

FRIENDLY SERVICE

PRE-OWNED & SECOND HAND

WE VALUE YOUR COLLECTION VERY HIGHLY!

1 CONTACT US
get in touch by email, phone or post with your list of items

2 OUR OFFER
our friendly staff will review your list and make an honest valuation offer

3 PACKAGE
either visit the shop, send us your items, or we can collect larger collections

4 PAYMENT!
fast, secure payment via your choice on confirming of the value offer – easy!

IMMEDIATE PAYMENT IN 4 EASY STEPS

WE ALSO BUY RAILWAYANA

SIGNAGE AND TOTEMS

21-29 Chesterfield Road Sheffield South Yorkshire S8 0RL UK Tel: (0114) 255 1436

info@railsofsheffield.com railsofsheffield railsofsheffield railssheffield railsofsheffield

Corporate Partners of RAILWAY MUSEUM

SCAN FOR MORE INFO!

WANTED

CASH OR EXCHANGE

WE WANT **ANYTHING** MODEL RAILWAY RELATED,
ANY AGE, ANY GAUGE, FROM A SINGLE ITEM TO
A LIFETIME COLLECTION. DISTANCE NO OBJECT.

BUY • SELL • EXCHANGE • ANY GAUGE • ANY AGE

LOCOS - COACHES - WAGONS - TRACK-WORK - CONTROLLERS - ACCESSORIES
DIE-CAST - LORRIES - BUSES - PLANES - SOLDIERS - RAILWAYANA - AND MORE

DECEASED ESTATES - EX SHOP STOCK A SPECIALITY
FAST SERVICE WITH COMPLETE DISCRETION ASSURED

R. Rae ★★★★★

I have had an excellent experience selling items through Rails second-hand service. The whole process was simple and straightforward and completed in seven days. A special mention to Ben who was my main contact and was a pleasure to deal with. I went into the process with some doubts but these were quickly dispelled and I would certainly use the service again.

Google Reviews ★★★★★

Make our day by leaving us a 5 star review!



TOP GUARANTEED PRICES PAID

Quote Ref: RWYMOD25

DON'T DELAY - GET IN TOUCH TODAY!

+44 (0)114 255 1436 secondhand@railsofsheffield.com

OR VISIT OUR WEBSITE AND CLICK ON THE Stuff to Sell? LINK:

www.railsofsheffield.com

21-29 Chesterfield Road Sheffield South Yorkshire S8 0RL UK Tel: (0114) 255 1436
info@railsofsheffield.com railsofsheffield railsofsheffield railsshеffield railsofsheffield

Corporate Partners of RAILWAY MUSEUM

PINK REBELLION

THE BOLDEST LIVERY YOU'LL SEE EXCLUSIVE TO TMC The MODEL CENTRE

Wessex Trains 31601 *The Mayor of Casterbridge* at Bradford on Avon with 2V74, the 11.00 Weymouth-Bristol Temple Meads on October 25, 2004. MARK FEW

Undoubtably the most daring and vibrant privatisation livery applied to a locomotive and rolling stock - here's a memorable train for 4mm:1ft scale / OO gauge that'll embolden your collection!

Cause a stir and brighten-up your model landscape with our exclusive miniatures of Class 31, 31601 *The Mayor of Casterbridge* and accompanying Mk. 2F coaches in the bright, hot pink colours of the Wessex Trains franchise.

With 'Pink Panther' levels of suaveness, these all-new exclusives for 'OO' benefit from Bachmann Europe's forthcoming, further revised, cutting-edge Class 31 tooling which now features a 'Bach-up' stay-alive system and all-wheel electrical pick-up.

Owing to a shortage of multiple units, from May 2004, Wessex Trains hired Fragonset Railways to provide 'top-and-tail' motive power to a set of Mk. 2 coaches for services under the Heart of Wessex Rail Partnership, between Bristol and Weymouth.

To coincide with the launch, Fragonset's 31601 and five Mk. 2 coaches were repainted into this stunning pink livery, whipping rail enthusiasts and the railway media into a frenzy, while the covers of print media and lineside photography instantly became more colourful.

In this dazzling livery, 31601 also saw use on evening specials running to Glastonbury Festival, many spot-hire services, Network Rail Overhead Line Electrification (OLE) trains from Finsbury Park - even running light-engine as far north as Inverness to Carlisle on route learning for Serco!

Find the brightest model releases produced for 'OO' on our website and pre-order your models today for 'early-bird' savings. Search for 'Wessex Trains' at TMC to explore our combination deals.

Be outlandish, be bold – go pink!

NEW FOR Q1 2026



31601 *The Mayor of Casterbridge*
(35-825Z) DCC ready
(35-825ZSF) DCC sound-fitted
(35-825ZSFX) DCC sound-fitted Deluxe

NEW FOR Q1 2026

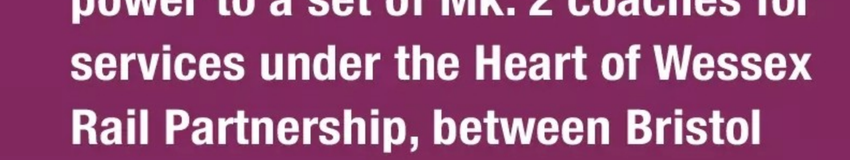

Mk. 2F Tourist Second Open (TSO) 6117
(39-684X) standard
(39-684XDC) DCC onboard with lights

NEW FOR Q1 2026

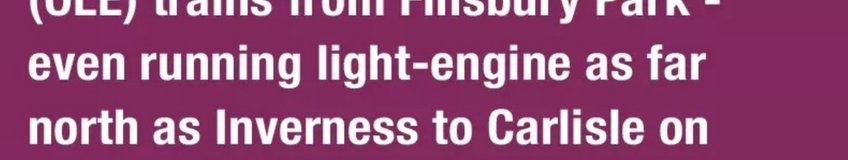

Mk. 2F Brake Second Open (BSO) 9525
(39-706Z) standard
(39-706ZDC) DCC onboard with lights

‘BEAUTY’ AND ‘THE BEAST’

Purchase 31601 *The Mayor of Casterbridge* in Wessex Trains pink livery and 31452 *Minotaur* in Fragonset Railways livery together in DCC ready, DCC sound-fitted or DCC sound-fitted ‘Deluxe’ guises (find all product codes below) and benefit from more advantageous prices on ‘early-bird’ pre-orders, all with free postage!

The pairing was a regular match for Wessex Trains services, with our Mk. 2F coaches – or even a Network Rail test train in latter years...

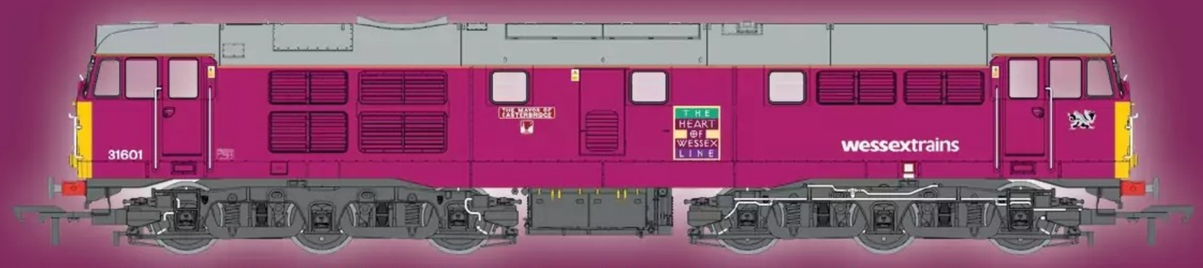

Class 31/6 31601 *The Mayor of Casterbridge*



Class 31/4 31452 *Minotaur*

31452 (35-825Y) + 31601 (35-825Z) DCC-ready duo: £340.00* (£199.95 RRP ea.) Save £59.90!
31452 (35-825YSF) + 31601 (35-825ZSF) DCC sound-fitted duo: £526.00* (£309.95 RRP ea.) Save £93.90!
31452 (35-825YSFX) + 31601 (35-825ZSFX) DCC sound-fitted ‘Deluxe’ duo: £611.00* (£359.95 RRP ea.) Save £108.90!

COLOURFUL COACHES



Make this boldest of locomotive liveries even more impressive by completing your formation, pairing 31601 *The Mayor of Casterbridge* with our meticulously researched and equally bright rolling stock commissions from Bachmann!

Liveries have precision logos, colours, fonts and emblems, all carefully researched and miniaturised.

We’re offering all three Mk. 2F Tourist Second Opens (TSOs) and Mk. 2F Brake Second Open (BSO) individually with (or without) interior lights.

For greater savings, all four Mk. 2F coaches can be purchased together with (or without) lights to build a truly bright and impressive formation that’s eye-catching and prototypical!

Four-coach bundle (standard): £305.00* (save 15% off RRP)
Four-coach bundle (DCC onboard with lights): £372.00* (save 15% off RRP)
Single coaches (standard): £80.95* (save 10% off RRP)
Single coaches (DCC onboard with lights): £98.95* (save 10% off RRP)

**** Early-bird pre-order prices shown are valid until October 13, 2025 - save 10% off RRPs for single locomotive / coaches, and 15% off RRPs on coach or locomotive bundles.***

THE HEART OF WESSEX LINE

W: www.themodelcentre.com T: 01947 899125
Hill Farm, Beck Hole, Whitby, YO22 5LF

NEW FOR Q1 2026



Mk. 2F Tourist Second Open (TSO) 6122
(39-684Y) standard
(39-684YDC) DCC onboard with lights

NEW FOR Q1 2026



Mk. 2F Tourist Second Open (TSO) 6173
(39-684Z) standard
(39-684ZDC) DCC onboard with lights

AVAILABLE NOW



31452 *Minotaur* in Fragonset livery
(35-825Y) DCC ready
(35-825YSF) DCC sound-fitted
(35-825YSFX) DCC sound-fitted Deluxe

BIG 9F

Some of the most powerful steam locomotives to have run in Britain, this impressive BR Standard 9F locomotives are reproduced in 00 scale through this award-winning model. Accurately depicting one of the ten locomotives fitted with Westinghouse air pumps and sent to Tyne Dock, 92060 sports a factory-weathered finish and carries a Plux22 DCC interface and pre-fitted speaker. Here's a fitting tribute to one of BR's most successful standard designs.



BACHMANN '00'
BR 9F 2-10-0 92060
RRP: £249.97 OUR PRICE JUST: £149.97!

SAVE ACROSS THOUSANDS OF ITEMS IN N, 00, 009, TT:120 AND 0...



New, pre-owned and 'Custom by TMC' locomotives in all scales...



New, TMC-exclusive and quality pre-owned rolling stock...



Unique graffiti requests, and 'Custom by TMC' rolling stock...



Track in any scale, and any gauge...



Model buildings and accessories...



Scenery and model consumables

Why pay more than you should for the models and accessories you love?
Benefit from heavily-discounted prices across our vast stock of new and pre-owned models live on our website and rapid shipping. Plus, free postage on UK orders worth £150.00 or more. In the unlikely event you've seen an item in stock and listed for less elsewhere, we'll attempt to match the price. *T&Cs apply.





PECO



YOUR PECO SPECIALIST!

We have vast stock of PECO items at TMC. Get everything you need in one place, with fast next day delivery available to keep your project on track!



PLASTIC RATIO MODELS

NCE POWERCABS

SCAN ME







An entire DCC system in the palm of your hand! Complete digital system, ideal for beginners or new starters in Digital Command Control.

This 2A system can operate up to four OO/HO sized locomotives or eight N scale locomotives. Upgrade easily later to a 5A system and run many more trains - if you can handle them!

This cab provides all of the capability and ease of use that you've heard about in its Power Pro system at an entry-level price. Installation is a snap. Hook two wires to your track and plug in the cab. You're off and running trains!

Power Cab kit contains: Power Cab 7, Power Cab Cable, PCP Power Panel, EU / UK Approved Power Supply, Pro Cab Coiled Cord and Manual.

OUR PRICE:
JUST £199.50!

W: www.themodelcentre.com T: 01947 899125

Hill Farm, Beck Hole, Whitby, YO22 5LF

Kernow Model Rail Centre

CAMBORNE

Visit **www.kernowmodelrailcentre.com** or call our team on **01209 714099**

UK P&P £4 PER ORDER / FREE POSTAGE ORDERS OVER £250* @kernowmodelrail KernowModelRailCentre

GUILDFORD

KMRC EXCLUSIVES / OO



OO-EAL-105E Revolution Trains JNA-T Ealnos Box Wagon No. 8170 5500 164-5 VTG Mendip Rail.....£48.95
OO-EAL-105F Revolution Trains JNA-T Ealnos Box Wagon No. 8170 5500 175-1 VTG Mendip Rail.....£48.95
OO-EAL-105G Revolution Trains JNA-T Ealnos Box Wagon No. 8170 5500 191-8 VTG Mendip Rail.....£48.95
OO-EAL-105H Revolution Trains JNA-T Ealnos Box 8170 5500 212-2 VTG Mendip Rail, working tail lamp.....£52.95

LATEST ARRIVALS / OO

BACHMANN OO

38-625A BR FGA Outer Flats 2-Pack BR Blue with 5 x Type L/N Freightliner Containers.....£106.99



38-626A BR FFA Inner Flat BR Blue with 3 x Type L Freightliner Containers.....£55.99
38-626C BR FFA Inner Flat BR Blue with 2 x Type N Freightliner Containers.....£55.99
38-627A BR FGA Outer Flats 2-Pack BR Blue (TOPS) + 5 x 20/40ft ISO Containers.....£106.99
38-628A BR FFA Inner Flat BR Blue (TOPS) with 2 x 20ft & 1 x Tank ISO Containers.....£55.99
38-628B BR FFA Inner Flat BR Blue (TOPS) with 20ft & 40ft ISO Containers.....£55.99
38-628C BR FFA Inner Flat BR Blue (TOPS) with 40ft & Tank ISO Containers.....£55.99
38-630 BR FFA/FGA Flats 5-Wagon Bundle - BR Blue (TOPS) with ISO Containers.....£254.99

DAPOL OO

4F-012-075 Van Titanic Brewery Atlantic Red.....£13.00
4F-012-077 Van Titanic Brewery Cappuccino Stout.....£13.00
4F-012-079 Van Titanic Brewery White Star Golden Ale.....£13.00
4F-028-174 40ft Container Hamburg Safmarine.....£18.60
4F-028-175 40ft Container Hamburg Safmarine, weathered.....£19.78
4F-028-217 45ft Curtain Side Container Stobart Twin Pack.....£19.20
4F-028-218 45ft Curtain Side Container Stobart Twin Pack, weathered.....£19.99
4F-031-041 Milk Tanker No. 70349 Unigate Silver.....£15.43
4F-031-042 Milk Tanker No. 70349 Unigate Silver, weathered.....£16.50

HORNBY OO

R30366 LNER Class J52 0-6-0ST Steam Locomotive No. 4225 LNER Black.....£157.49



R30432TXS Railroad Plus Class 73 No. 73 128 "Kent & East Sussex Railway 50 Years".....£130.99
R30433 Railroad B17 4-6-0 Steam Locomotive No. 61652 "Darlington" BR Green.....£130.49



R30445 Birth of the Railways 200th Anniversary Train Pack - Locomotion Rocket Lion.....£359.99



R40448 Mk4 DVT Driving Van Trailer No. 82218 - Intercity Swallow.....£85.49



R60291 TTA Tank Wagon Triple Pack - BP.....£107.99
R60316 Hornby Christmas Wagon 2025.....£29.99

RAPIDO OO

903013 16in Hunslet "Beatrice" as preserved.....£114.99
903014 16in Hunslet "Clement".....£114.99
903015 16in Hunslet "Glasshoughton No.4".....£114.99
903016 16in Hunslet "John Shaw".....£114.99
903017 16in Hunslet "Primrose No.2" (1970s/preserved).....£114.99
903513 16in Hunslet "Beatrice" as preserved.....DCC Sound £202.99
903514 16in Hunslet "Clement".....DCC Sound £202.99
903515 16in Hunslet "Glasshoughton No.4".....DCC Sound £202.99
903516 16in Hunslet "John Shaw".....DCC Sound £202.99
903517 16in Hunslet "Primrose No.2" (1970s/preserved).....DCC Sound £202.99
936001 E1 Steam Locomotive No. 145 France - LBSCR Improved Engine Green.....£144.99
936501 E1 Steam Locomotive No. 145 France - LBSCR.....DCC Sound.£229.99



936002 E1 Steam Locomotive No. 155 Brenner - LBSCR Improved Engine Green.....£144.99
936502 E1 Steam Locomotive No. 155 Brenner - LBSCR.....DCC Sound.£229.99
936503 E1 Steam Loco No. 127 Poitiers - LBSCR Goods Green.....DCC Sound.£229.99
936004 E1 Steam Locomotive No. 122 Leghorn - LBSCR Goods Green.....£144.99
936504 E1 Steam Loco No. 122 Leghorn - LBSCR Goods Green.....DCC Sound £229.99



936005 E1 Steam Locomotive No. B96 - LBSCR Marsh Umber.....£144.99
936505 E1 Steam Locomotive No. B96 - LBSCR Marsh Umber.....DCC Sound £229.99
936006 E1 Steam Locomotive No. 137 - LBSCR Marsh Umber.....£144.99
936506 E1 Steam Locomotive No. 137 - LBSCR Marsh Umber.....DCC Sound £229.99
936007 E1 Steam Locomotive No. B142 - Southern Black.....£144.99
936507 E1 Steam Locomotive No. B142 - Southern Black.....DCC Sound £229.99
936008 E1 Steam Locomotive No. 2151 - Southern Black.....£144.99
936508 E1 Steam Locomotive No. 2151 - Southern Black.....DCC Sound £229.99
936009 E1 Steam Locomotive No. 32694 - BR Unlined Black.....£144.99
936509 E1 Steam Locomotive No. 32694 - BR Unlined Black.....DCC Sound £229.99
936010 E1 Steam Locomotive No. 32138 - BR Unlined Black.....£144.99
936510 E1 Steam Locomotive No. 32138 - BR Unlined Black.....DCC Sound £229.99
936011 E1 Steam Locomotive No. 32151 - BR Unlined Black, no emblem.....£144.99
936511 E1 Steam Loco No. 32151 - BR Unlined Black, no emblem.....DCC Sound £229.99



936012 E1 Steam Loco No. 1 Medina - BR Green with Bulleid Sunshine lettering.....£144.99
936512 E1 Steam Loco No. 1 Medina - BR Green.....DCC Sound £229.99
936013 E1 Steam Loco No. 3 Ryde - Southern Black with Bulleid Sunshine lettering.....£144.99
936513 E1 Steam Loco No. 3 Ryde - Southern Black.....DCC Sound £229.99
936014 E1 Steam Locomotive No. 30 - Hartley Main Colliery.....£144.99
936514 E1 Steam Locomotive No. 30 - Hartley Main Colliery.....DCC Sound £229.99
936018 E1 Steam Locomotive No. 4 - Wroxall BR Unlined Black.....£144.99
936518 E1 Steam Locomotive No. 4 - Wroxall BR Unlined Black.....DCC Sound £229.99

LATEST ARRIVALS / O

DAPOL O

7P-020-580 Stroudly 4 Wheel Gas Lit Brake 3rd Brown.....£104.99



7P-020-581 Stroudly 4 Wheel Gas Lit Brake 3rd Brown.....£104.99
7P-020-680 Stroudly 4 Wheel Gas Lit 3rd Lined Brown 992.....£104.99
7P-020-880 Stroudly 4 Wheel Gas Lit Composite Brown.....£104.99

CORGI VANGUARDS O

VA09307 MG ZT+ Monogram Caledonian.....£33.99

LATEST ARRIVALS / TT

HORNBY TT

TT4003E Pullman 1st Class Kitchen Cynthia.....£53.99



TT4003G Pullman 1st Class Kitchen Rosamund.....£53.99
TT6033 TOUAX Sffgmss IFA Wagon GEEST 45ft Container.....£47.99

FREE POSTAGE ON ORDERS OVER £250* // ORDER SENT SAME WORKING DAY // LOYALTY POINTS RECEIVED ON ALL PURCHASES WITH US*****

Sign up to our newsletter www.kernowmodelrailcentre.com • *at time of despatch • **subject to stock levels • ***join our loyalty scheme & earn points with every purchase

BARGAIN CLEARANCE

VISIT OUR WEBSITE FOR EVEN MORE BARGAINS

OO GAUGE / SAVE AN EXTRA £1 OFF EACH COACH WHEN YOU BUY FOUR

BACHMANN



34-437 LNER Thompson Brake Composite Corridor Coach No. E1187E BR Maroon.....**£44.99**
34-437A LNER Thompson Brake Composite Corridor Coach No. E1193E BR Maroon.....**£37.99**
34-462 LNER Thompson Brake Second Corridor Coach No. E16857E BR Maroon.....**£44.99**
34-462A LNER Thompson Brake Second Corridor Coach No. E16859E BR Maroon.....**£37.99**
34-487 LNER Thompson First Corridor Coach No. E11176E BR Maroon.....**£46.99**
34-487A LNER Thompson First Corridor Coach No. E11185E BR Maroon.....**£37.99**



34-604D BR Mk1 57ft Suburban S Second Coach No. W46135 BR Maroon.....**£25.99**



34-607B BR Mk1 57ft Suburban S Second Coach No. E64098 BR Blue.....**£25.99**
34-607C BR Mk1 57ft Suburban S Second Coach No. E46159 BR Blue.....**£22.99**
34-608A BR Mk1 57ft Suburban S Second Coach No. M46095 BR Crimson.....**£21.99**
34-629B BR Mk1 57ft Suburban BS Brake Second Coach No. E43159 BR Blue.....**£22.99**
34-631A BR Mk1 57ft Suburban BS Brake Second Coach No. M43293 BR Crimson.....**£21.99**
34-700D BR Mk1 57ft Suburban C Composite Coach No. W41057 BR Maroon.....**£25.99**
34-703A BR Mk1 57ft Suburban C Composite Coach No. M41009 BR Crimson.....**£21.99**



34-725 Bulleid Semi-Open Brake Third Coach No. 4341. Set No. 790.....**£40.99**
34-725A Bulleid Semi-Open Brake Third Coach No. 4342. Set No. 790.....**£41.99**
34-750 Bulleid Corridor Composite Coach No. 5771 Southern Railway Malachite Green.....**£41.99**



34-751 Bulleid Corridor Composite Coach No. S5865 Crimson and Cream.....**£51.99**



39-188 BR Mk1 BG Full Brake Coach No. 92354 Network SouthEast.....**£29.99**



39-334 BR Mk2 FK First Corridor Coach No. 13424 BR ScotRail.....**£53.99**
39-603 SECR 60ft Birdcage Brake Composite Coach No. 3627 Southern Railway.....**£50.99**



39-604 SE&CR 60ft Birdcage Brake Composite Lavatory No. 1163 SE&CR Wellington Brown.**£51.99**
39-613 SECR 60ft Birdcage Brake Composite Coach No. 5484 Southern Railway.....**£50.99**
39-614 SE&CR 60ft Birdcage Brake Composite No. 1156 SE&CR Wellington Brown.....**£51.99**
39-623 SECR 60ft Birdcage Brake 3rd No. 3455 Southern Railway Malachite Green.....**£51.99**
39-624 SE&CR 60ft Birdcage Brake 3rd No. 1170 SE&CR Wellington Brown.....**£51.99**



39-654 BR Mk2K FO First Open Virign Trains (Original).....**£44.99**
39-654DC BR Mk2K FO First Open Virign Trains (Original).....DCC Fitted **£64.99**



39-675K BR Mk2K TSO Tourist Second Open DRS Compass.....**£47.99**
39-675KDC BR Mk2K TSO Tourist Second Open DRS Compass.....DCC Fitted **£69.99**
39-676K BR Mk2K TSO Tourist Second Open DRS Compass.....**£47.99**
39-679DC BR Mk2K TSO Tourist Second Open Virgin Trains (Original).....DCC Fitted **£67.99**
39-687DC BR Mk2K RFB Restaurant First Buffet Virgin Trains (Original).....DCC Fitted **£59.99**
39-703 BR Mk2K BSO Brake Second Open Virgin Trains (Original).....**£45.99**
39-703DC BR Mk2K BSO Brake Second Open Virgin Trains (Original).....**£64.99**



39-704 BR Mk2K BSO Brake Second Open ScotRail Saltire.....**£39.99**
39-704DC BR Mk2K BSO Brake Second Open ScotRail Saltire.....DCC Fitted **£54.99**
39-780 LMS 50ft Inspection Saloon LMS Crimson Lake.....**£50.99**



39-781 LMS 50ft Inspection Saloon BR Crimson & Cream.....**£50.99**



39-782 LMS 50ft Inspection Saloon No. DM45019 BR InterCity (Swallow).....**£59.99**

EFE RAIL



E86013 SWR Cross Country Set No. 253 SR Malachite Green - post-war.....**£126.99**



E86013 SWR Cross Country Set No. 253 SR Malachite Green - post-war.....**£126.99**

COACHES / N GAUGE

GRAHAM FARISH



374-010F BR Mk1 TSO Tourist Second Open Coach SC3987 BR Crimson & Cream.....**£32.99**
374-010G BR Mk1 TSO Tourist Second Open Coach E3870 BR Crimson & Cream.....**£28.77**
374-010H BR Mk1 TSO Tourist Second Open Coach W3876 BR Crimson & Cream.....**£40.99**



374-012G BR Mk1 TSO Tourist Second Open Coach GE4811 BR Maroon.....**£40.99**



374-035K BR Mk1 BG Gangwayed Brake Coach Laboratory 23 BR RTC Revised.....**£26.99**



374-038A BR Mk1 BG Gangwayed Brake Coach No. W80668 BR (WR) Choc & Cream.....**£29.99**



374-040A BR Mk1 BG Gangwayed Brake Generator Van No. 6264 Network Rail Yellow.....**£31.99**



374-062D BR Mk1 SK Second Corridor Coach No. E25898 BR Blue & Grey, weathered.....**£34.99**



374-065A BR Mk1 SK Second Corridor Coach No. SC24856 Sealink.....**£32.99**



374-122A BR Mk1 RU Restaurant Unclassified No. E1974 BR Blue & Grey, weathered.....**£29.99**



374-587 GWR Hawksworth Full Brake BR Blue, weathered.....**£38.99**
374-691 BR Mk2F BSO Brake Second Open Coach No. 9527 ScotRail Saltire.....**£38.99**
374-691A BR Mk2F BSO Brake Second Open Coach No. 6539 ScotRail Saltire.....**£43.99**

CHECK OUR WEBSITE FOR INFORMATION ON BOTH OUR CAMBORNE & GUILDFORD SHOPS

98A Trelowarren Street, Camborne, TR14 8AN • 75B Stoke Road, Guildford, GU1 4HT • ALL MAIL ORDERS TO CAMBORNE ADDRESS • PRICES SUBJECT TO CHANGE

THE HEREFORD MODEL CENTRE

4 COMMERCIAL ROAD, HEREFORD, HEREFORDSHIRE, HR1 2BB

Email: sales@herefordmodelcentre.co.uk
www.herefordmodels.com

SALES LINE 01432 352809

OFFICIAL HORNBY COLLECTORS CENTRE

RAPIDO/DAPOL/HELJAN Locomotives

922002	Titfield Thunderbolt Pack	£254.95
914004	LMS Jones Goods Early	£186.50
914005	LMS Jones Goods	£186.50
914006	LMS Jones Goods	£186.50
4S-018-005	BR Late B4	£93.50
4S-041-011	GWR 51xx 'GWR'	£129.50
4S-041-013	BR 61xx Black	£129.50
4S-041-015	BR 51xx Green	£129.50
GM4240401	Class 02 REDLAND	£144.46
GM4240402	Class 02 BR Blue	£144.46

HORNBY Steam Locomotives

R3635	Lord Rodney	£152.95
R3832	LNER Cl A2/3	£171.00
R30221	4F Railway Children	£125.99
R3839	BR Std. 2MT green	£196.20
R3993	LNER Cl.A4 Empire of India	£196.20



R30134	LMS Turbomotive 6202	£239.85
R3984	LNER P2 Earl Marischal	£229.05
R30125	BR rebuilt W1 Blue	£229.05
R30228	LMS Coronation Queen Mary	£217.79
R30325	SDJR Jinty Black	£71.99
R30316	SDJR Jinty Blue	£71.99
R30224	LMS Black 5	£206.99
R3733	BR Lord Nelson Robert Blake	£202.25
R3868	Peckett 0-4-0ST Crawshay	£125.99
R30286	S&DJR 2P blue	£139.50
R30285	S&DJR 4F blue	£139.50
R30352SS	LNER W1 steam generator	£292.50
R3859	BR J36 Green	£175.49
R3731	BR H Class	£143.99
R3763	SR H Class	£143.99
R30140	BR M7 Green	£193.49
R3860	BR Merchant Navy	£215.99
R30086	BR Class A1 Tornado	£148.50
R3735	ROD Class J36	£175.50

HORNBY Diesel Electric Locomotives

R3705	Ruston 48DS Dewars	£71.99
R3707	Ruston 48DS Longmorn	£71.99
R30010	Sentinel 0-4-0 Hitachi	£98.09
R30009	Sentinel0-4-0 London Carriers	£98.09



R3873	BR Class 370 APT 5 car	£430.20
R30073	Cl 56 BR Blue	£196.19
R30203	Class 121 Coca-Cola	£87.30
R30152	Class 66 GBRf (Retro Sector)	£87.30
R30223	Class 66 DRS	£87.30
R30030	Cl87 BR Large Logo	£196.20
R30158	Cl31 BR Blue	£201.60
R30172	Cl101 Strathclyde PTE	£121.50
R3895	88DS Rowntree	£102.59
R3896	88D BR Green	£102.59
R30301TXS	Class 08 Green SOUND	£237.60
R30141	Class 08 GBRF	£179.99
R30429	GBRf Cl 66 Chinook	£85.50
R30424	GNER Class 91	£220.49

HORNBY TRACK

R083	Buffer Stop	£2.95
R207	Track Fixing Pins	£3.25
R394	Hydraulic Buffer	£6.95
R600	Straight	£2.70
R601	Double Straight	£3.15
R603	Long Straight	£5.99
R604	Curve 1st Rad.	£2.88
R605	Double Curve 1st Rad.	£3.90
R606	Curve 2nd Rad.	£3.05
R607	Double Curve 2nd Rad.	£3.90
R608	Curve 3rd Rad.	£3.15
R609	Double Curve 3rd Rad.	£3.90
R610	Short Straight	£2.00



R614	LH Diamond Crossing	£16.85
R615	RH Diamond Crossing	£16.85
R617	Uncoupling Ramp	£3.95
R618	Double Isolating Rail	£12.15
R620	Railer Uncoupler	£6.95
R628	Half Curve 3rd Rad.	£2.80
R643	Half Curve 2nd Rad.	£2.25
R8072	LH Point	£11.85
R8073	RH Point	£11.85
R8075	RH Curved Point	£18.85
R8076	Y Point	£13.90
R8077	LH Express Point	£18.85



R8078	RH Express Point	£18.85
R8206	Power Track	£8.95
R602	Power Clip	£3.40
R8241	DCC power track	£8.90

HORNBY Track Accessories

R076	Footbridge	£19.80
R189	Single Brick Bridge	£15.75
R626	Point Underlay	£6.90



R636	Double Level Crossing	£34.85
R645	Single Level Crossing	£18.85
R658	Inclined Pier Set	£12.15
R659	High Level Pier Set	£9.90

HORNBY Trackside

R460	Straight Platform	£4.95
R462	Large Curve Platform	£4.95
R463	Small Curve Platform	£4.95
R464	Platform Ramp	£3.60



R590	Station Halt	£17.99

BACHMANN Steam Locomotives

31-933A	BR late Compound	£169.95
31-932	BR early Compound	£169.95



35-200	LNER green V2	£195.45
35-201	BR black V2	£195.45
32-132	BR 45xx green	£140.20
32-131A	GWR 4575	£140.20
32-883	BR Fairburn Tank	£157.20

BACHMANN Diesel Locomotives

35-126A	HNRC Class 20/3	£152.95
32-444	BR Class 24 RTC	£152.95
35-418	BR Class 47 Rft Construction	£203.95
35-419	BR Class 47Rft Distribution	£203.95
32-620	BR Cl.90 Freightliner	£195.45
32-619	BR Cl.90 EWS	£195.45
32-615	BR Cl.90 Virgin Trains	£195.45
32-614	BR Cl.90 RES	£195.45
32-613	BR Cl.90 Intercity	£195.45
32-612A	BR Cl.90 Freightliner green	£195.45



31-578	Windhoff MPV Network Rail	£271.95
31-502A	Cl. 158 WYPTE Metro	£280.45
35-312	BR Class 37 Thornaby TMD	£212.45
35-352	BR Cl. 20/0 Green	£191.20
35-352A	BR Cl. 20/0 Green	£191.20
32-704	Cl 46 BR Blue (Wthd)	£169.95
32-702A	Cl46 BR Green	£171.45
32-679A	Cl 45 BR Green	£161.45
32-678A	Cl 45 BR Green	£161.45
32-653	Cl 44 Helvellyn BR Green	£161.45
32-652A	Cl44 Ingleborough BR Blue	£161.45



35-125A	Cl 20 DRS	£191.20
35-505SF	Cl117 Regional Rwys SOUND	£484.45



ORDER BY TELEPHONE
Orders taken 6 days a week
9.30am–5pm Monday to Saturday
01432 352809

Mail Order Service

All prices valid to 31/08/2025
You must state these prices when ordering
POSTAGE & PACKING RATES PER ORDER:
- UK Standard (48hr) £5.00
- UK Standard (24hr) £6.00
- UK Special Delivery Next Day £13.00
- UK Special Delivery By 1pm £15.00
- UK Courier Next Day £17.00
- Worldwide at cost • VAT free to overseas

**Train Sets/Packs and Controllers/Handsets – Postage charged at cost **
PRICES SUBJECT TO CHANGE WITHOUT NOTICE
Please allow 7 days for clearance when paying by cheque
PLEASE QUOTE OUR SPECIAL PRICES WHEN YOU VISIT US
Credit Cards Welcome
Please state expiry date

HORNBY®

00 GAUGE MODEL RAILWAYS

THE QUINTESSENTIAL STEAM SHUNTER

NEW TOOLING



5-pole Skew Wound Motor



Diecast Chassis and Boiler



Sprung Buffers and Separately Fitted Lamps



Function Controlled Firebox and Fine Detailing

21 PIN CONNECTION

HM 7000

TXS TRIPLEX SOUND

HM7000 Compatible

AVAILABLE NOW

R30365	GNR - Class J13 - 1257	DCC READY	21 PIN CONNECTION
R30366	LNER - Class J52 - 4225	DCC READY	21 PIN CONNECTION
R30367	BR Early - Class J52 - 68873 *(Available To Pre-Order - Expected Winter 2025)*	DCC READY	21 PIN CONNECTION

For more information please visit your local Hornby stockist or go to **hornby.com**

Hornby Model Railways · hornby · officialhornby · officialhornby · hornbymodelrailways

SCAN ME!

METCALFE

Card Construction Kits

metcalfemodels.com 01729 830072 info@metcalfemodels.com

BRIDGES, WALLS & VIADUCTS



VIADUCT
00 SCALE - BRICK PO240 £18.00
00 SCALE STONE PO241 £18.00
N SCALE - BRICK PN140 £13.00
N SCALE STONE PN141 £13.00





DOUBLE TRACK BRIDGE
00 SCALE - BRICK PO246 £16.50 / STONE PO247 £16.50
N SCALE - BRICK PN146 £14.50 / STONE PN147 £14.50







TAPERED END WALLS
00 SCALE - BRICK PO248 £15.50 / STONE PO249 £15.50
N SCALE - BRICK PN148 £11.50 / STONE PN149 £11.50



RETAINING WALLS
00 SCALE - BRICK PO244 £15.50 / STONE PO245 £15.50
N SCALE - BRICK PN145 £11.50 / STONE PN144 £11.50



DOUBLE TRACK TUNNEL ENTRANCE
00 SCALE - PO242 £12.00
N SCALE - PN142 £10.00



FOOTBRIDGE
00 SCALE - PO236 £13.50
N SCALE - PN136 £12.00
A platform to platform bridge, easily extended with the addition of extra kits.





SINGLE TRACK TUNNEL ENTRANCE
00 SCALE - PO243 £11.00
N SCALE - PN143 £9.00



ARCH INFILL'S
00 SCALE - PO380 £16.00
N SCALE - PN980 £10.00
8 per kit, comes with various signs
VIADUCT NOT INCLUDED

DON'T FORGET THE GLUE & TOOLS!

You don't need expensive or complicated tools to do the job.

MAKE GLUING EASY...
Use our Fine Tip Glue Applicator bottles Can be used with a choice of glue. **MT907 £4.50**

GLUES
UHU T05 £3.50
SPEED BOND T09 £7.50
ROKET CARD GLUE T10 £8.75

TOOLS
CUTTING MAT T01 £8.20
STEEL RULE T03 £4.60
FINE POINT TWEEZERS T06 £4.00
SWANN MORTON KNIFE HANDLE T02 £8.75 (Over 18 only)
(Blades sold separately, pack of 5 blades T04 £1.50 - Over 18 Only)

@metcalfemodels metcalfemodelsandtoys

METCALFE

Card Construction Kits

Proud Sponsors of

NOVEMBER 22 & 23, 2025 · THE NATIONAL FESTIVAL OF RAILWAY MODELLING · NEC • BIRMINGHAM

metcalfemodels.com ☎ 01729 830072 info@metcalfemodels.com

INDUSTRIAL BUILDINGS





GRIMY OLD MILL

00 SCALE - PO290 £25.00 / N SCALE - PN990 £18.00

A large fabulous mill that can be built as a low relief building or a stand alone building.



BREWERY

00 SCALE - PO288 £19.00 / N SCALE - PN188 £13.00

A beautiful tower style brewery, pair with other kits in the range to create a number of different layouts. Works well with the Old Mill Chimney Stack.



OLD FACTORY

00 SCALE - PO287 £18.00

N SCALE - PN187 £14.00

A lovely old factory that comes with a variety of signs, can be built as a low relief building or stand alone.



OVER BRIDGE

00 SCALE - PO402 £8.50

N SCALE - PN992 £7.50

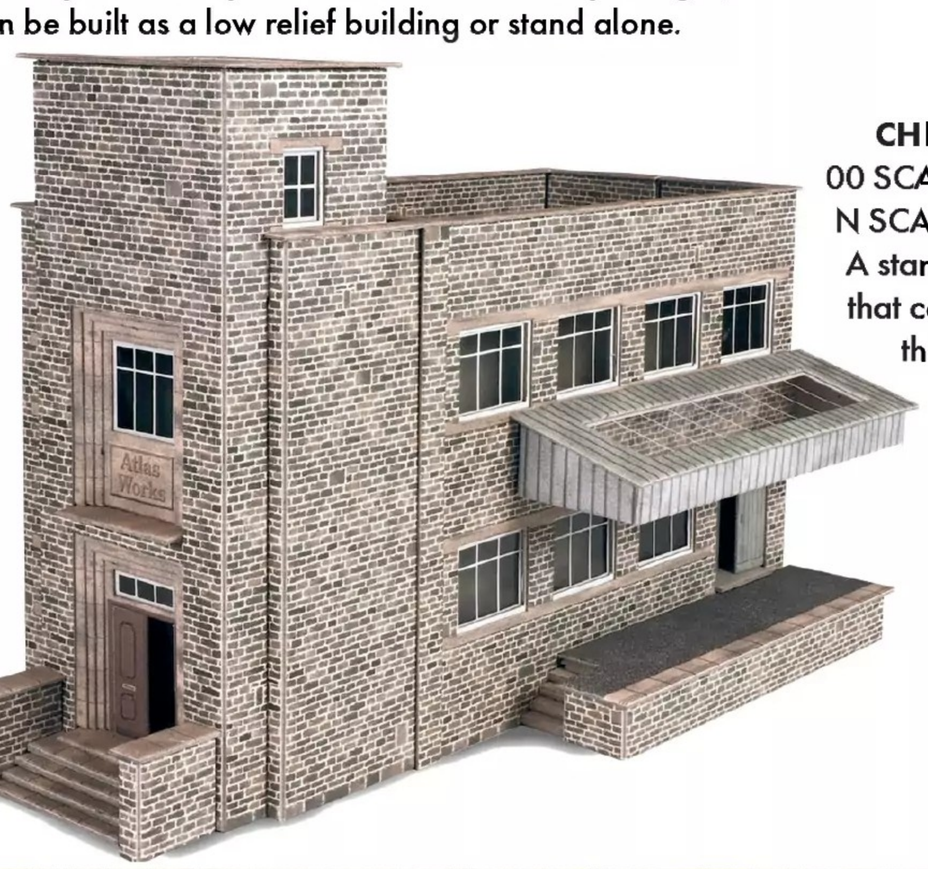

OLD MILL CHIMNEY STACK

00 SCALE - PO401 £9.00

N SCALE - PN991 £7.00

A stand alone Chimney that can be paired with the Brewery kit.





RAMSHACKLE WORKSHOP

00 SCALE - PO286 £15.00 / N SCALE - PN186 £12.00

A small building found down side streets housing all kinds of businesses. A great addition to any layout.



@metcalfemodels metcalfemodelsandtoys

WORTH THEIR SALT



Whether you are sprinkling it on your chips, spreading it on your driveway in winter, or simply making brine, salt is important. For many years it was primarily transported across the nation by rail.

The latest wagons in our 1907 RCH range, these salt carriers feature a **15ft body** with **internal diagonal braces** as well as a distinctive **peaked roof** to keep the rain off the precious cargo!

All versions are fitted with **brass bearings** for smooth, friction-free running, **split-spoked wheels**, NEM coupler pockets and have a **high-quality livery** application.

RRP £32.95



CLICK HERE



Available to order NOW from **RapidoTrains.co.uk** or your local Rapido Trains UK stockist

RAPIDO TRAINS UK

Everything You Need For Your Digital Model Railway

DIGITRAINS

DIGITAL MODEL RAILWAY SPECIALISTS

www.digitrains.co.uk



Listen to our latest DCC Sound installations here.

- Try before you buy
- Expert Advice
- Great Service
- Experience
- Major Brands
- Worldwide Mailing

We stock 1,000s of products from more than 30 leading manufacturers. Don't worry if you're not digital.

We're also a traditional model shop, holding all the major ready-to-run lines.

@digitrainsltd digitrainsltd

digitrainsltd

15 Clifton Street Lincoln LN5 8LQ

(01522) 527731

enquiries@digitrains.co.uk

KATO
PRECISION RAILROAD MODELS

Create space-saving layouts with Unitrack Compact!



Pocket Line Controller
22-015

Mini Oval Track Set with KATO Pocket Line Controller
20-800

This track set is perfect for running compact-sized vehicles - from the Pocket Line series and trams, to the RhB series and H0 narrow-gauge trains. Small enough to fit on a desk or table, you can easily create an exciting range of space-saving layouts with ease! Plus, it includes the new Pocket Line Controller, which is user-friendly and ideal for beginners!



Combine it with the My Tram Classic series, now on sale!



14-806-1 **My Tram Classic BLUE** Ⓜ R150 136mm



14-806-2 **My Tram Classic GREEN** Ⓜ R150 136mm



14-806-3 **My Tram Classic RED** Ⓜ R150 136mm



14-806-4 **My Tram Classic YELLOW** Ⓜ R150 136mm

Icons - Specification

- Headlight
- Taillight
- Motor
- Minimum Curve Radius
- Overall Length

Icons - Option OP

- Interior Light (See item no.)
- DCC-friendly

Check out our new catalogues!



Available from your local model shop

Official Website

KATO Europe A/S
Rebslagervej 6,
5471 Søndersø,
Denmark

KATO
PRECISION RAILROAD MODELS

Revolution trains

Electro stars!

N gauge - 1:148 scale



Class 387 CAD

PRE-ORDERS OPEN NOW

Full 4-car set DC silent £284.95 (MSRP £334.95)

DCC sound £384.95 (MSRP £434.95)



Class 375 - South Eastern

375906 London Victoria - Ramsgate
375920 London Cannon St - Ramsgate



Class 377 - Southern

377118 Brighton - Portsmouth Harbour
377101 London Victoria - Brighton
377214 South Croydon - Milton Keynes
377210 Thameslink: Brighton - Bedford

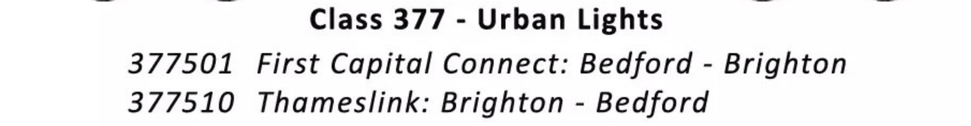

Class 377 - Urban Lights

377501 First Capital Connect: Bedford - Brighton
377510 Thameslink: Brighton - Bedford



Class 387 - GWR

387152 London Paddington - Cardiff
387133 London Paddington - Didcot



Class 387 - Gatwick Exprress

387204 Gatwick Express: Brighton - London Victoria
387201 Debranded: King's Cross - Ely
387205 Debranded: Paddington - Newbury

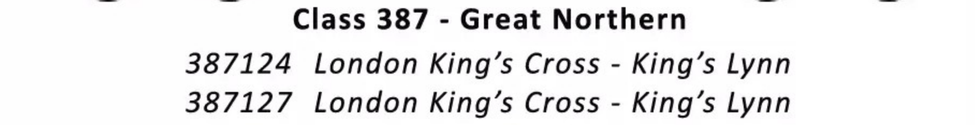

Class 387 - Great Northern

387124 London King's Cross - King's Lynn
387127 London King's Cross - King's Lynn

Now in service for a quarter of a century, 500+ Electrostar units ferry commuters into London's termini from the south, the home counties, Bedfordshire, Cambridgeshire and Norfolk.

They are also used on longer distance trains between Paddington, South Wales and the West Country.

Revolution is offering complete four-car sets in N gauge with working running and interior lights, ribbon or gasket glazing, two- or three-part front lights and easily accessible Next-18 DCC interface.

Models expected to ship Q2 2026.

www.revolutiontrains.com

Revolution Trains **@baby_pendo**

HELJAN

NEW FOR 2025 - ‘OO’ GAUGE CLASS 02

TINY BUT MIGHTY!

YORKSHIRE 0-4-0DH OUT NOW

SRP £169.00
(£179.00 WEATHERED)



- Separately switchable cab interior light
- Superb Detail and Decoration
- Factory Fitted Speaker
- Smooth, powerful performance

NEXT 18 · DCC READY · NEM COUPLERS · WORKING LIGHTS · INTERIOR LIGHTS · SPEAKER FITTED

High quality models of small diesel shunters have long been in short supply for OO gauge, but that changes now with the release of our handsome and versatile Yorkshire Engine Co. Class 02. Featuring superb looks and exquisite detail throughout, these new models cover BR, industrial and preserved era locomotives in a colourful range of authentic liveries to suit layouts of all sizes. With an easy-to-access Next18 DCC interface, factory fitted speaker, separately switchable LED lighting and powerful motor as standard, it’s the perfect addition to your fleet for 2025!











PREMIUM FEATURES DELIVERED AS STANDARD

- Factory Fitted Speaker
- LED Lighting
- Powerful Motor
- Exquisite Cab Interior Detail
- Wire Handrails
- Shunting Lights

Scan the QR code to find out about our all-new ‘OO’ gauge Class 02



DOWNLOAD YOUR FREE 2025 CATALOGUE!
Scan the QR code for more info

accurascale

EVERY HOME NEEDS A HOOVER

BR/ENGLISH ELECTRIC CLASS 50 LOCOMOTIVE RUN 2

1:76.2 SCALE/00 GAUGE

MANUFACTURER OF THE YEAR WINNERS 2021-25 HORNBY MAGAZINE

DC/DCC READY
£189.98

DCC SOUND
£299.99



An enthusiasts favourite Run 2 of our Class 50 locomotive introduces six new prototype identities, including the 'two for the price of one' numbering of 50007, which also wears the number and name of 50034 Furious on one side. With sophisticated lighting modes, Accurathrash speakers,'powerbank' and designed from scans of the real thing, as well as information from the people who built them, it's a blockbuster model. **Pre-order** direct via **accurascale.com**, or via your local stockist from just £189.98.













Pre-production samples subject to change

ACCURACARE LIFETIME WARRANTY

All Class 50 models feature

- High level of detail
- Die-cast chassis
- Five-pole motor with twin flywheels
- DCC ready & DCC sound (ESU loksound v5) options
- Details specific to individual prototypes
- High fidelity metal and plastic parts
- Sprung metal buffers
- Helical gears for maximum performance
- PowerBank line of capacitors
- Comprehensive lighting functions
- A lifetime warranty
- And other typical Accurascale features

Scan the QR Code or visit: www.accurascale.co.uk to view the full range of Class 50 locomotives currently available to order.

ESU LOKSOUND EST. 1999

GAUGEMASTER

Prodigy Digital Control (DCC)

The Gaugemaster DCC range contains everything you need to operate your digital model railway. The philosophy of the Prodigy range is 'simplicity without compromise' and these systems can grow with your layout, allowing you to operate your model railway exactly how you want to. All Prodigy Walkaround Controllers now have backlit displays as standard.

Prodigy Express Starter Systems

BEST FOR
Locomotive Control

Prodigy Express is an ideal entry point for a newcomer. Think of these systems as locomotive controllers - controlling and programming all aspects of your locomotives.



DCC01

Prodigy Express Starter Package

Most Suitable For: OO, HO, and N Scale

Our best selling entry level system; this package offers the users a 2A output, controls up to 28 functions, 14, 28, or 128 speed steps, separate programming track output and double heading function.



DCC06

Prodigy Express Wifi Starter Package

Most Suitable For: OO, HO, and N Scale

This package offers all the features of the **DCC01** and the **DCC05** combined. Switch between handset or app control, or add a **DCC71** adapter to allow use of both at once.

WiFi Module

BEST FOR
Adding App Control

This unit allows you to run your Prodigy from your Android or IOS phone or tablet.



DCC05

Prodigy Wifi Module

Most Suitable For: Adding app control to a Prodigy

The Prodigy WiFi is compatible with the JMRI Engine Driver and WiThrottle apps and allows users to interface these apps with their Prodigy systems. Can be added to either Express or Advance systems.

Prodigy Advance Starter Systems

BEST FOR
Full Layout Control

If the Express systems are locomotive controllers, the Advance are layout controllers. With a 3.5A power supply and backlit display, these systems will control, activate, and program all your locomotives, points and accessories - in fact every digital model railway component you can think of.



DCC02

Prodigy Advance Starter Package

Most Suitable For: O, OO, HO, and N Scale

The big brother to the express, the Advance offers the same functions as the express with a higher 3.5A power supply, control of all accessory functions, route settings and direct connection of up to 3 handsets (or up to 99 with additional **DCC71** adapters).



DCC07

Prodigy Advance Wifi Starter Package

Most Suitable For: O, OO, HO, and N Scale

This package offers all the features of the **DCC02** and the **DCC05** combined. For the first time in the range, this pack offers two simultaneous control methods. Combining the handset and Wifi module, this pack offers users a host of options for controlling and programming their layouts.



DCC04

Prodigy Advance Wireless Starter Package

Most Suitable For: O, OO, HO, and N Scale

If Wifi control is not your thing, but you still want to walk around a large layout without being tethered, then the Prodigy Wireless package is the perfect solution. This unit comes with a wireless handset as standard and offers all the functionality of the **DCC02**.

Also Available in the Gaugemaster Digital Range

Handsets and Modules

DCC11	Prodigy Handset Extension Plate
DCC13	Prodigy Advance Wireless Walkaround
DCC14	Prodigy Advance Walkaround
DCC40	Auto Reverse Loop Module
DCC51	Prodigy Wireless Conversion Set
DCC52	Prodigy Wireless Receiver
DCC55	Prodigy Wired Computer Interface
DCC71	Prodigy DC Adaptor Plate and Decoder Tester
DCC77	Prodigy Handset Adapter
DCC80	DCC Autofrog
BPDCC80	3x **DCC80** Autofrog

Accessories

DCC49	Prodigy 8A Booster
DCC60	Prodigy Spare Plug
DCC62	Prodigy Universal Lead

Accessory Decoders

DCC31	Single Standard Decoder for Kato Unitrack
DCC32	4 Way Point Motor Decoder
DCC33	2x **DCC32** 4 Way Point Motor Decoder
DCC81	Single Standard Point Motor Decoder
BPDCC81	3x Single Standard Point Motor Decoder

OMNI Decoders

DCC18	Next18 Decoder - 4 function
BPDCC18	5x **DCC18** Next18 Decoder - 4 function

Ruby Decoders

DCC90	8 Pin Standard Decoder - 2 Function
DCC91	21 Pin Standard Decoder - 2 Function
DCC92	8 Pin Small Decoder - 2 Function
DCC93	6 Pin Small Decoder - 2 Function
DCC94	8 Pin Pro Decoder - 6 Function
DCC95	21 Pin Pre Decoder - 6 Function
DCC99	Powerpal for **DCC90/91/94/95**

MAIN LINES GM
YOUR WEEKLY MODEL & HOBBY NEWSLETTER

Sign up now to Main Lines, our weekly newsletter. Each week we bring you all the news and information from the world's biggest model railway, slot cars and model kit manufacturers, interspersed with breaking news updates throughout the week. Sign up today to avoid missing out.

Scan the QR Code or visit gaugemaster.info/sign-up and start getting news straight to your inbox.

These products are available from your local model shop, or, in case of difficulty, direct from ourselves.
Gaugemaster Controls Ltd., Ford Road, Arundel, West Sussex, BN18 0BN, United Kingdom - +44 (0) 1903 884321 - hello@gaugemaster.com. E&OE.

@gaugemaster @gaugemaster @gaugemaster_controls @gaugemaster_controls

www.gaugemaster.com

Looking to sell your models?

With over 30 years of trusted expertise, our father-and-son team, Derek and Richard, have helped manage large collections, deceased estates, probate valuations, and more. Our deep knowledge and passion for railways ensure of a professional yet friendly service.

We buy all types of railway models, from Z Gauge through to Large Scale - no collection is too big! You can fill out our quick and easy form on our website or reach out to us using the details below. ***We'd love to hear from you!***

"A friendly, knowledgeable service from true railway enthusiasts."



QUALITY PRE-OWNED LISTED DAILY



Contact us on : 01562 750076
or email info@footplate.co.uk

FOOTPLATE

DCC TRAIN AUTOMATION

MODEL RAILWAY & DIGITAL CONTROL SPECIALISTS

Call us on: 01823 429309

Email: info@dcctrainautomation.co.uk

www.dcctrainautomation.co.uk

Unit 15 Bowdens Farm, Hambridge, Langport TA10 0BP

Lokstore digital – Innovative Technik für Modellbahner | Uhlenbrock Elektronik | PIKO | YAMORC® DIGITAL | Roco | mtb | iTrain

Unlock the Ultimate Model Railway Experience!

DCC Train Automation is your premier destination for all things digital model railroading. Specializing in **DCC control systems, ESU sound decoders, automation solutions, and high-quality accessories**, we provide everything you need to take your railway to the next level. Whether you're a beginner or an expert, our expert advice, top-tier products, and outstanding customer service ensure you get the most from your hobby.



Bring your locomotives to life with **ESU LokSound Decoders** – the gold standard in model railway sound and control. Enjoy crystal-clear engine sounds, realistic lighting effects, and smooth, precise operation. Available now from **DCC Train Automation** – upgrade today and hear the difference!



Explore the future of model railways with DCC Train Automation – where technology meets tradition!





Scape Supplies





LOCOMOTION MODELS



GWR Q13 INSPECTION SALOON NO.80974

RAILWAY ICONS



Most Inspection Saloons were converted from older vehicles, however, the Q13's were purpose-built, and were shorter than most other coaches, standing at 52ft long. Also known as Engineer's Saloons, they were used as a means of assessing the track and infrastructure over a large area in a relatively short amount of time. This necessitated large windows on both ends of the coach. Seven of the type were built at Swindon works in 1948 with many characteristics of the later GWR coaches.

PRE-ORDER NOW!

AVAILABLE TO RESERVE WITH A
£30 DEPOSIT ON OUR WEBSITE

OO GAUGE / 1:76.2 SCALE

IN PARTNERSHIP WITH
ESTD RAILS 1970 OF SHEFFIELD

DCC READY*
£149.95

EXCLUSIVE ROLLING STOCK – IN STOCK – READY TO SHIP

MORE ROLLING STOCK AVAILABLE ON WEBSITE



NRM MK1 SUPPORT COACH NO.99953

IN STOCK
BUY NOW!

ONLY*
£59.95

OO GAUGE/1:76.2 SCALE



THE FIRST AND THE LAST MERRY GO ROUND SET (PAIR)

IN STOCK
BUY NOW!

ONLY*
£65.00

OO GAUGE/1:76.2 SCALE

***PLUS POSTAGE.** ALL PRICES AND OFFERS ARE SUBJECT TO CHANGE WITHOUT NOTICE. SOME ACCESSORY PARTS MAY REQUIRE FITTING BY CUSTOMER.

LOCOMOTIONMODELS.COM

For all queries and assistance, please email:

queries-locomotionmodels@locomotion.org.uk

SCAN CODE TO VISIT WEBSITE

FOLLOW US:

LOCOMOTION MODELS

LOCOMOTION_MODELS

TOWER MODELS DISCOUNT 'O' GAUGE

FULLY FINISHED R-T-R LOCOS

L&Y/LMS/BR Pug 0-4-0T.....from **£525.00**
GWR/BR 1361 0-6-0ST .....from **£695.00**
GWR/BR 8750 Pannier tank.....from **£695.00**
GWR/BR Parcels/Passenger railcars...from **£810.00**
LNER/BR J39 0-6-0.....from **£950.00**
Over 100 R-T-R locos available off the shelf

GLADIATOR LOCO KITS

GL1 BR D10/11 4-4-0 .....**£450.00**
GL14 LNER / BR Q4 TINY 0-8-0 .....**£450.00**
GL16 LNER / BR Q1/1 0-8-0 TANK.....**£400.00**
GL20 LMS/BR PRINCESS **£595.00**
GL21 LMS/BR ROYAL SCOT **£525.00**
GL23 LMS/BR BRITISH LEGION **£525.00**
GL24 LMS/BR ORIGINAL PATRIOT **£525.00**
GL28 LMS/BR 2P 4-4-0.....**£400.00**
GL36 LBSC/SR/BR H2 ATLANTIC.....**£525.00**
GL44 LNWR/LMS /BR COAL TANK 0-6-2....**£325.00**
GL50 LNER/BR 2-8-8-2 GARRATT.....**£775.00**
GL57 LNER / BR L1 2-6-4.....**£400.00**
GL58 LNER / BR B1 4-6-0 .....**£500.00**
GL59 LNER / BR K1 2-6-0 .....**£475.00**
GTR62 SR/BR Urie King Arthur.....**£575.00**
GL70 SR / BR SCHOOLS 4-4-0 .....**£525.00**
GL76 LMS/ BR Hughes Crab 2-6-0 .....**£575.00**
FT5 LNER D17/1 & D17/2 4-4-0 .....**£400.00**
FT9 NER/LNER/BR G6/BTP 0-4-4T.....**£300.00**

TOWER COLLECTION LOCO KITS

TC1 Class 02 Diesel complete kit.....**£250.00**
TC2 LMS/BR Streamlined Coronation.....**£725.00**
TC3 Andrew Barclay 0-4-0 complete kit **£280.00**
TC5 LMS/BR De-streamlined Duchess.....**£695.00**
TC7 LMS/BR Black Five **£695.00**
TC14 LMS/BR Stanier 8F 2-8-0 .....**£695.00**

PECO '0' GAUGE TRACKWORK

SLE786BH Curved R/H Point **£81.50**
SLE787BH Curved L/H Point **£81.50**
SL700BH 12 yards flexitrack **£126.75**
SLE791BH Right Hand Point.....**£66.75**
SLE792BH Left Hand Point.....**£66.75**
SLE797BH Y Point **£60.00**
STU750BH Right Hand Setrack Point **£64.25**
STU751BH Left Hand Setrack Point.....**£64.25**
SLE790BH Double Slip.....**£136.00**
SL10 24 metal railjoiners.....**£4.60**
SL740BH Buffer stop **£4.60**
ST700 Setrack Straights (8).....**£70.00**
ST725 Setrack Curves (8).....**£75.25**
PL80 Power Feed **£9.95**
TP1 Long Track pins (15mm).....**£3.25**

SLATERS COACH AND VAN KITS

GWR 4 wheel coaches 4 types.....**£99.75**
GWR bogie clerestory coaches.....**£174.25**
MR/LMS 6 wheel coaches 7 types **£106.75**
MR/LMS bogie coaches 4 types..... from **£168.50**
SR 50' Bogie Van B **£157.00**
SR 4 wheel PLV/GUV **£99.50**
GWR 6 wheel milk Syphon.....**£99.75**
LNER/BR Goods brake van.....**£61.25**
LMS/BR Goods brake van **£61.25**

DAPOL R-T-R WAGONS

5 Plank Open various.....**£43.00**
7 Plank Open various.....**£43.00**
8 Plank Open various.....**£43.00**
6 wheel Milk Tank 5 types **£73.00**
Pillbox brake 7 types **£74.00**
B.R Vanwide/VEA.....**£53.75**
B.R Planked Van 2 types.....**£47.00**
B.R Plywood Van 2 types **£47.00**
B.R Meat Van.....**£47.00**
B.R Insulated Van **£47.00**
B.R 10ft WB Open Wagons 3 types **£43.00**
Private Owner Salt & Lime Wagons.....**£47.00**
Banana Vans **£47.00**

DAPOL BOGIE BOLSTER & TURBOT

6 Liveries Bogie Bolster E
6 Liveries Turbot
Turbots £66.00 Bogie Bolster £68.50
NOW AVAILABLE

NEW DAPOL 2-6-2 3MT

Eleven Options being produced
Basic RRP £621.00 **Our price £527.85**
DCC Fitted RRP £653.40 **Our price £555.39**
Sound fitted RRP £739.80 **Our price £628.83**
NOW AVAILABLE
SELLING FAST

NEW DAPOL B.R MARK 1 COACHES

Available as CK, SO, SK and BSK in crimson & cream, S.R green, blue & grey, chocolate & cream and maroon, numbered or un-numbered
Basic RRP £222.44 **Our price £189.07**
DCC fitted RRP £261.57 **Our price £222.33**

NEW DAPOL 10 FOOT WB WAGONS

BR Open Wagons (various)
RRP £50.71 **Our price £43.00**
BR Meat, Insulated and Standard Vans (12 Types)
RRP £55.62 **Our price £47.00**

DAPOL GWR/BR 20 TON BRAKE VANS

RRP £101.52 **Our price £86.29**
NOW AVAILABLE

TOWER MODELS Ltd Ed HELJAN IWB CARGOWAGGONS

Twelve versions being produced
RRP £149.99 **Our price £125.00**
Any 4 or more only £100.00 each
EXPECTED SPRING 2026

DAPOL HAA COALWAGONS

Various Liveries Available
RRP £64.75 **Our price £55.00**
Tower Models Exclusive
Coal Sector Yellow Frame
RRP £64.75 **Our price £55.00**
NOW AVAILABLE

NEW DAPOL PFA / KFA WAGONS

5 Liveries, numbered and un-numbered
RRP £80.00 **Our price £68.00**
20ft, 40ft & 45ft Containers
Various liveries from £21.25
AVAILABLE 2025

NEW DAPOL AUSTERITY J94

TEN LIVERIES BEING PRODUCED
Basic RRP £270.00 **Our price £229.50**
DCC fitted RRP £307.80 **Our price £261.50**
Sound fitted RRP £410.00 **Our price £348.50**
NOW AVAILABLE
SELLING FAST

NEW DAPOL GWR/LMS/BR VANS

3 Liveries LMS STD 12T Van
5 Liveries GWR STD 12T Van
2 Liveries GWR Fruit A
RRP £55.51 **Our price £47.00**
NOW AVAILABLE

DAPOL TTA TANKERS

2 body types, 11 liveries
RRP £91.80 **Our price £78.03**
4 TOWER LIMITED EDITION SETS (3)
RRP £275.40 **Our price £234.00**
NOW AVAILABLE

NEW HELJAN PCA TANKS

10 number options of Cement
3 options in Chemical Livery
£84.99 each

HELJAN CLASS 17 CLAYTON

4 Liveries available
RRP £549.00 **Our Price £466.65**

NEW HELJAN CLASS 50

3 Liveries Remaining
RRP £699.00 **Our price £594.15**
NOW AVAILABLE SELLING FAST

NEW HELJAN CLASS 26 & 27

Various Liveries
RRP £649.00 **Our price £551.65**
NOW AVAILABLE

NEW HELJAN CLASS 153

Six Liveries available
Analogue RRP £399.00 **Our price £339.15**
Sound fitted RRP £519.00 **Our price £441.15**
AVAILABLE AUTUMN 2025 RESERVE YOURS NOW

NEW HELJAN CLASS 37/0

Centre Headcode 9 liveries
Split Headcode 10 liveries
RRP £669.00 **Our price £568.15**
NOW AVAILABLE

NEW HELJAN CLASS 153

Analogue RRP £399.00 **Our Price £339.15**
DCC Sound RRP £519.00 **Our Price £441.15**

HELJAN DIESEL DEPOT

Two Road Shed RRP £89.00 **Our price £75.00**
Extension Pack RRP £39.00 **Our price £35.25**
Spare Ends (3) RRP £19.00 **Our price £16.00**
SEE WEBSITE FOR DETAILS AND SIZES

NEW HELJAN CLASS 45/0 & 45/1

8 Liveries Available
RRP £669.00 **Our Price £568.15**
NOW IN STOCK

NEW HELJAN CLASS 02 SHUNTER

8 Liveries available
RRP £389.00 **Our price £330.65**
NOW AVAILABLE

NEW HELJAN CLASS 47

2 Versions, 1960/70s & 1980/90s
Eleven liveries planned
RRP £699.00 **Our price £594.15**
LAST FEW AVAILABLE

NEW HELJAN CLASS 56

Total of 11 liveries
RRP £699.00 **Our Price £594.15**
AVAILABLE NOW

HELJAN CLASS 117 3 CAR DMU

Choice of liveries (see website)
RRP £1049.00 **Our price £891.65**
AVAILABLE AUTUMN 2025 RESERVE YOURS NOW

NEW HELJAN CLASS 55

10 Liveries planned
List Price £729.00 **Our Price £619.65**
NOW AVAILABLE

HELJAN CLASS 31/1 & 31/4

9 Liveries Available
List Price £549.00 **Our Price £466.65**
AVAILABLE NOW, SELLING FAST

NEW HELJAN Mk2/2a COACHES

T.S.O./F.K./B.S.O./B.F.K.
List Price £299.00 **Our Price £254.25**
AVAILABLE NOW

All prices include VAT @ 20%. Correct at time of going to press but subject to alteration without notice.

TOWER MODELS, 62-64 Devonshire Road, Blackpool FY3 8AA
E-mail: sales@tower–models.com Website: **www.tower-models.com**
Tel: 01253 623797 or 623799
TELEPHONE CREDIT CARD ORDERS WELCOME WORLDWIDE MAIL ORDER
Visit our new well stocked shop, (Blackpool North Railway Station within a mile). Open Mon to Sat 9.30 to 4.45

POSTAGE CHARGES

Orders up to £35.00 plus £2.50 p&p.
Orders £35.01 to £150.00 plus £6.00 p&p.
ORDERS OVER £150 POST FREE
Overseas orders postage charged at cost.

Sightseeing EDINBURGH? Come in!



TRAM STOP -'McDonald Road' (Harburn Halt)

67 Elm Row, Edinburgh EH7 4AQ
Shop Online: **www.harburns.uk**
HARBURN HOBBIES



Shop OPEN 10am - 5pm Monday to Saturday

Be comfy with a cushion!

www.harburns.co.uk so much more to see & buy!



GWR Cushion (12 inch dia. approx) £20.95
LNER Cushion (12 inch sq. approx) £18.95
LMS Cushion (12 inch sq. approx) £18.95
SR Cushion (12 inch sq. approx) £18.95
London Underground (12 inch sq. approx) £19.99

Pick up the pieces - Jigsaw Puzzle Satisfaction



'Crossing Glenfinnan' (1000 piece jigsaw) **£15.99**



'Flying Scotsman (through the ages)' (1000 pce) **£14.99**



'Three Bridges Crossing' (636 piece) **£16.50**



Puzzle Roll **£16.00**



'Low Tide at Tobermory' (636 pce jigsaw) **£12.98**



'Glenfinnan Ladies' (1000 piece jigsaw) **£15.99**



'Clevedon Pier' (1000 pce jigsaw) **£16.50**

PECO STREAMLINE Bullhead

OO SCALE
CODE 75

WE'RE EXPANDING OUR BULLHEAD RANGE!

GIVING YOU EVEN MORE POSSIBILITIES FOR YOUR MODEL RAILWAY

NEW

Curved Right and Left Hand Turnouts



SLU1186 CURVED RIGHT HAND TURNOUT

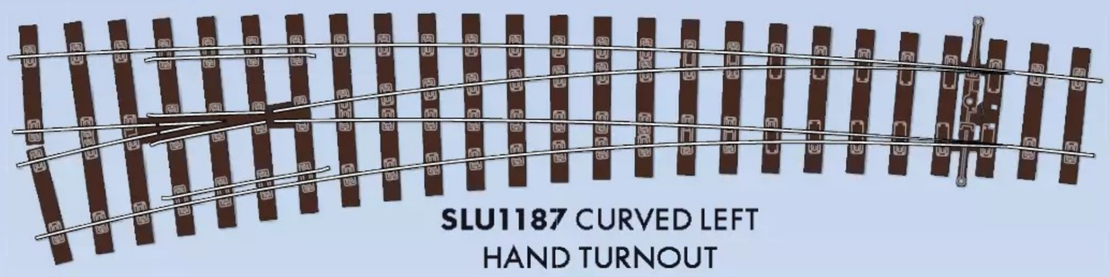

SLU1187 CURVED LEFT HAND TURNOUT



SL108F FLEXIBLE TRACK



SLU1191/92
SMALL RADIUS TURNOUTS



SLU1195/96
MEDIUM RADIUS TURNOUTS



SLU1188/89
LARGE RADIUS TURNOUTS



SLU1198
LARGE RADIUS Y TURNOUT



SLU1180
SINGLE SLIP



SLU1194
LONG CROSSING



SLU1190
DOUBLE SLIP

Also on the way!

CURRENTLY IN DEVELOPMENT

SLU1199 ASYMMETRIC 3-WAY TURNOUT



SLU1199

POWER THE FROG!

The independent nickel silver frog tip is dead, and the turnout can be operated straight out of the pack as it is. But you can bring it back to life by connecting the wire welded to the underside of the frog to your switch machine's microswitch for even smoother running. The choice is yours!



SL1140
BUFFER STOP



SL114 JOINERS



Authentic British Outline Track with **UNIFROG**

AUTHENTIC TRACKSIDE DETAILS *from* PECO

N



ST8 Buffer Stop, Sleeper-built Type

N



SL340 Buffer Stop, Rail-built Type

TT:120



SL1240 Buffer Stop, Rail-built Type

OO-9



SL440 Buffer Stop, Sleeper-built Type

OO/EM



SL1140 Bullhead Buffer Stop, Rail-built Type

OO



SL40 Buffer Stop, Rail-built Type

OO



SL41 Buffer Stop, Sleeper-built Type

OO



SL42 Buffer Stop, Hydraulic Type

O



SL740BH Buffer Stop, Rail-built Type

N



SL345 AWS Ramp

N



SL347 Scale Point Motor (Dummy)

OO



SL45 AWS Ramp

OO



SL46 TWS Grid

OO



SL47 Scale Point Motor (Dummy)

PECO TV

Watch our new video explaining buffer stops, trackside details, and where to use them on your layout. Search for **PECO TV** on **YouTube**.

PECO TT:120 Flexible Track System



SLU1291



SLU1292

SL1200



SLU1295

SLU1296

with UNIFROG

SL1240



SL1208



SLU1294



SL1200	Flexible Track	SLU1295	Medium Radius Right Hand Turnout
SLU1291	Small Radius Right Hand Turnout	SLU1296	Medium Radius Left Hand Turnout
SLU1292	Small Radius Left Hand Turnout	SL1208	Joiner Sleepers
SLU1294	Plain Crossing	SL1240	Buffer Stop

PECO STREAMLINE

70s Fleet Favourites

Pop on your flares and go back in time with our authentic O scale wagons – common sights throughout the 1970s.

NEW

PS116 BR/LNER 13T Steel Hopper Wagon



diagrams 1/142 & 1/144

PS14 BR Grampus Ballast Wagon



diagram 1/572

PS30 BR 16 ton Mineral Wagon



diagram 1/108

PS38 BR 18 ton Sand Wagon



diagram 1/071

Note: Parkside kits require assembly and painting

PARKSIDE by PECO MODELS

For details of the complete Parkside range see the PECO Product & Modelling Guide or see them at your local model shop.
In case of difficulty, models are available direct from PECO by calling the number below. Please add £2 per order towards P&P.

MODELLING THE MODERN LOOK

Pick up these affordable platform kits for your present-day railway setting



SUPPORT YOUR LOCAL MODEL SHOP!

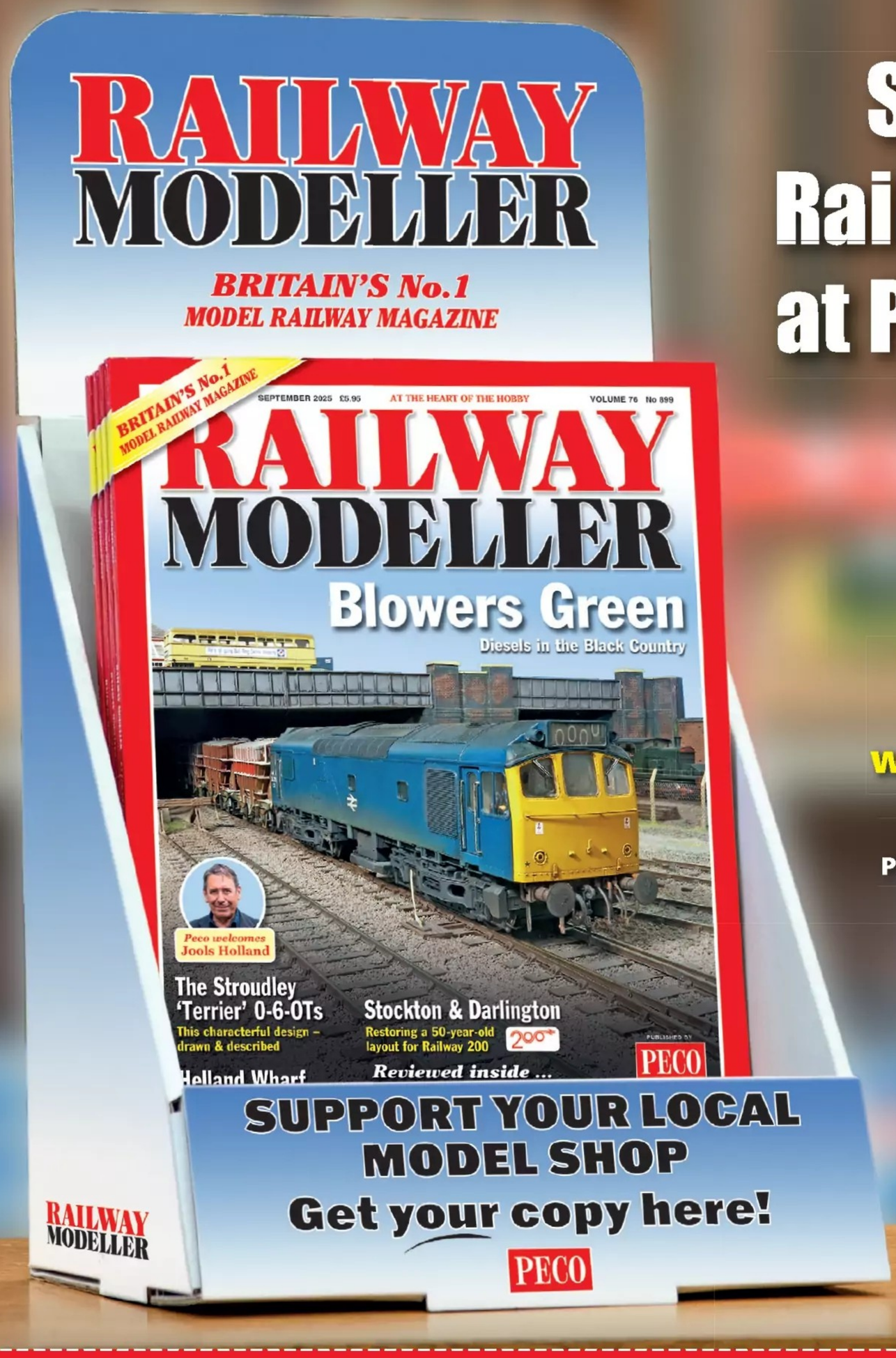

Save 50p off Railway Modeller at PECO stockists

Find your local PECO stockist by visiting www.peco-uk/stockists

Terms and Conditions apply. Please see below for full details.

Cut out this voucher and present it at your participating PECO retailer

RAILWAY MODELLER

50p off next month's issue!

Redeem this coupon at your local PECO stockist to save 50p off the cover price of the October 2025 issue of Railway Modeller – on sale from 11th September

Terms and Conditions – Promotional Coupon Offer

This promotional offer is valid until 8th October 2025 (inclusive). This coupon may not be used in conjunction with any other discounts, promotional offers, vouchers, or coupons. This coupon has no cash value and may not be exchanged for cash or credit. The offer applies to in-stock items only and is subject to availability. This promotion is not valid on prior purchases or backdated transactions. PECO Publications reserves the right to amend, modify, or withdraw this offer or coupon at any time without prior notice. Photocopies or reproductions of this coupon will not be accepted. This coupon is redeemable only against the purchase of the October 2025 issue of Railway Modeller and is not valid for use against any other PECO products or publications.

RAILWAY MODELLER

Editor
Craig Tiley

Production Editor
Toby Jennings

Features Writer & Photographer
Callum Willcox

Editorial Assistants
Simon Artymiuk, Tina Bishop, Nicole Charlton, Julie Newbery, Jolyon Sargent

Art Director
Adrian Stickland

Graphic Illustration
Dave Clements, Gary Bickley, Steve Croucher, David Malton

Advertisement & General Manager
John King
email: john.king@peco.co
Tel: 01297 3060 45

Classified Advertisements
Nicole Charlton
email: nicole.charlton@peco.co

Subscriptions
Christine Tyne
email: subscriptions@peco.co
Tel. 01297 626203

Chairman
C.M. Pritchard

Editorial Office:
Tel. 01297 3060 05

Email:
editorial@railwaymodeller.co.uk

www.pecopublications.co.uk

Published on the second Thursday of the preceding month.

ISSN 0033-8931
Annual subscription (12 issues):
United Kingdom – from £45.00 post free.
Overseas including Eire –
£82.00, Air Saver Post.

Airmail rates on request.
Peco Technical Advice Bureau,
address as below.
Back numbers information – see Classified advertisement under 'Trade Sales Books'.

Peco Publications & Publicity,
Beer, Seaton, Devon,
EX12 3NA, England.
Telephone: 01297 21542
Website: www.peco-uk.com

Email: editorial@railwaymodeller.co.uk

Welcome

Model shops – the lifeblood of our hobby



Ensuring that traditional bricks and mortar model shops continue to prosper is essential for the future of the railway modelling hobby.

I still feel a small amount of embarrassment when I bring to mind my earliest memory of model railways. I was barely five years old when, during a momentary lapse of supervision on my father's part, I picked up his prized Tri-ang Hymek and proceeded to push it across the living room carpet, destroying one of the bogies in the process.

I don't remember the telling off that must have followed, but I do recall quite clearly, some time later, my father taking me to Max Williams' model shop in Lawrence Hill, Bristol, in search of replacement parts. This small shop was packed floor to ceiling with all manner of model railway merchandise – a true Aladdin's cave – and, sure enough, amongst all the items on the shelves, there were the spare parts required for the Hymek to be restored to working order…

Another childhood memory (thankfully without the embarrassment of my encounter with the Hymek) is of my father taking me to Froude & Hext in Swindon to collect a very special birthday present – a Hornby *Flying Scotsman* train set. I can still recall the excitement I felt when the box was given to me by the shop's proprietor – an experience that cannot be matched with the home delivery method of shopping that is now favoured by many.

Both of those aforementioned retailers have long since disappeared from the high street, but there remains a vast network of bricks and mortar model shops across the UK. These are the lifeblood of our hobby and it is essential that we all play our part in ensuring that they continue to prosper, not just for the benefit of today's railway modellers, but for future generations as well.

Both Peco and Railway Modeller have always been passionate about supporting model shops and that is why, with this issue, we are trialling a new promotion to encourage those readers, who ordinarily go out to buy a printed copy of RM every month, to consider doing so from their local Peco stockist. By using the coupon on the opposite page, 50p can be saved on the cover price of next month's magazine – money that can perhaps be put towards replenishing those all-important modelling supplies. To find out if your local Peco retailer is one of those that currently stocks Railway Modeller, head online to:
www.peco-uk/stockists

Turning to this month's issue, we have plenty of 'Southern sunshine', including a proposal for an Isle of Wight terminus in TT:120, this utilising a new suite of kits announced by Peco (see p760). To complement this, we profile one of the island's stalwart locomotive types – the Stroudley 'Terrier' – in anticipation of the forthcoming Hornby TT:120 model. Additionally there is *Buckhorn Weston*, a fabulous BR Southern Region loft-based layout, plus reviews of an E1 in 00 and USA tank in 0…



Craig Tiley Editor

You can keep up to date between issues by visiting our new website at www.peco-uk.com and our Facebook page. You can also follow us on X (formerly Twitter): @RailwayModeller

© Peco Publications & Publicity 2025
All rights reserved. No part of this magazine may be reproduced or transmitted in any form or by any means, electronic or mechanical, including photocopying, recording or by any information storage and retrieval system, without prior permission in writing from the copyright owners. Multiple copying of the contents of this magazine without prior written approval is not permitted.

That it shall not without the written consent of the publishers be lent, resold, hired out or otherwise disposed of by way of trade at a price in excess of the recommended maximum price or in mutilated condition, or in any unauthorised cover, or affixed to as part of any publication or advertising matter whatsoever.

Views expressed by contributors are not necessarily those of the publishers.

While every care is taken to ensure that the contents of the magazine are correct, the publishers cannot be held responsible for any errors that may occur in the editorial or advertisements nor for the actions of the advertisers.

Contributing to RAILWAY MODELLER
We welcome submissions on all aspects of railway modelling, be they about completed layouts, plans or suggestions; constructional articles; model making hints, tips and general advice; encouragement for beginners; prototype features; opinions and views; product news and Society & Club news. In the first instance please email us with a summary of your ideas and a few sample photographs, or send by post (on a USB memory stick, CD-R or as hard copy) to our headquarters address – see above.
In both cases, please remember to include your full name, address and contact details with your correspondence.

Paper used in the production of this magazine is sourced from responsibly managed forests and other controlled sources

Distribution to the model trade, direct subscriptions (Home & Overseas)
Pritchard Patent Product Co Ltd (address and telephone as above).

Distribution to the newsagency trade (Home & Overseas)
Marketforce (UK)
121-141 Westbourne Terrace, Paddington, London W2 6QA

Printed by
William Gibbons & Sons Ltd., P.O.Box 103,
26 Planetary Road, Willenhall, West Midlands WV13 3XT

And for all enthusiasts modelling overseas railways.
CONTINENTAL MODELLER
Published on the third Thursday of the preceding month.

Railway of the Month

Photography by Craig Tiley



The Southern way west

Buckhorn Weston for Shaftesbury

MAURICE LOCKWOOD describes how he created this extensive loft-based layout in OO gauge, which plays host to a vast array of British Railways Southern Region steam-hauled services of the late 1950s to mid-1960s period.

There have been two of us involved throughout this project, both with the construction and subsequent operation. The layout is 4mm:ft scale, and is located in a loft space that was specially adapted for the purpose by a professional company, with access via a wooden drop-down ladder and a metal banister with a solid wooden safety rail at the top. The space available was 20' 8" x 13' 3", carpeted throughout.

Before starting construction of the layout, the walls and ceiling were first painted with a very light blue emulsion, as we did not want to use backscenes but instead allow the railway and scenery to blend with a natural skyline. The exception is the branch at East Stour where, with the space available, a section of backscene was necessary to mask the fiddle yard. The layout is a 'looped eight' configuration.

The railway is, for operational purposes, based on Buckhorn Weston, a village close to the former London & South Western Railway main line between Salisbury, Yeovil and Exeter, but there the similarity ends. In 1859 the village first approached the then Salisbury & Yeovil Railway for a station, but the request was deferred. West



Left
Shaftesbury station, with the 6.37pm to Yeovil Town headed by Salisbury-based S15 4-6-0 No.30829 and formed of 3 Lav set No.130.

Right
O2 0-4-4T No.30182, from Yeovil, and two-coach 'gate' set No.373 form the 11.38am from Buckhorn Weston, passing the locomotive shed on the approach to Shaftesbury.

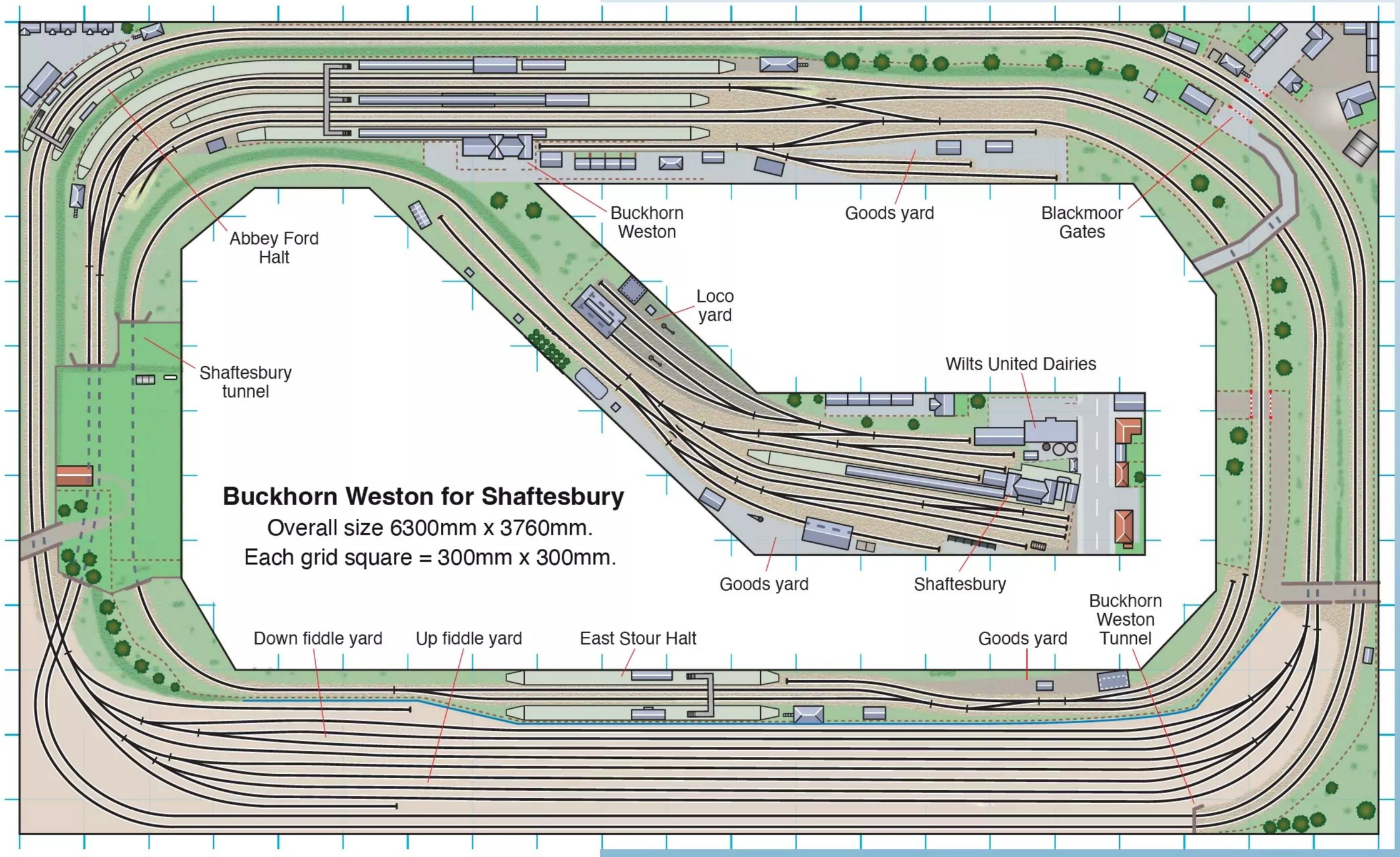

of the tunnel, the land required was owned by the railway, but the £200 cost was too much. The village made repeated but unsuccessful attempts, and the parish council was still requesting a halt in 1948! Therefore, the stations and other infrastructure, including the Shaftesbury branch, are totally fictitious.

Baseboards and track

A decision was made at the start to have the baseboards and legs made professionally. However, the standard board measurements available meant that it took some time to determine what configuration was possible in the space available. We were a touch relieved when the last board was fitted into place – with just millimetres to spare!

All boards were covered with a cork underlay, coated with a light brown external fencing stain. The locations



“ – there was a need to provide more operational interest other than just the double track main line. A branch line was the obvious answer – ”

Maurice Lockwood



Right
The 11.38am arriving at Shaftesbury station controlled by the dedicated station panel.

Below
The Up 'Devon Belle' with Nine Elms Merchant Navy Class No.35017 *Belgian Marine* speeding through Buckhorn Weston. The front three cars are the Plymouth portion, whilst the Ilfracombe set, including the observation car, is on the rear.



of the baseboard ends and cross members were then marked out in ink on the cork, to facilitate the installation of track feeds and point/signal motors. The layout is wired for 12V dc analogue operation, using Gaugemaster controllers, whilst the track is all Peco code 75 with the point motors from the same source. All track is ballasted and suitably weathered according to location.

A tour of the layout

In the Down direction, the main line emerges from the fiddle yard under a farm track overbridge, followed shortly by a road overbridge, before heading through Buckhorn Weston station, with a staggered junction at each end allowing Up trains from Yeovil to cross directly onto the branch. Apart from this, the main line track is double throughout. Continuing to head west on the main line, and having passed through Buckhorn Weston station, the line enters Buckhorn Weston Tunnel, with the Compton Stud Company above where, each August, thoroughbred stock is auctioned. Continuing to the western tunnel portal, the track runs parallel to the fiddle yard, with only the first few feet at each end of the tunnel actually modelled. The line next passes through a cutting and under a farm track bridge, before passing through the level crossing at Blackmore Gates.

Continuing through a shallow cutting on a long, straight length of track, the railway passes Abbey Ford Halt, before passing under a farm overbridge and re-entering the fiddle yard. To the west of the tunnel, Abbey Ford signal boxes were opened and closed at various stages in the 19th century whilst, between 1958 and 1961, major structural work in the tunnel necessitated single line running, during which another signal box to the west of Buckhorn Weston Tunnel was opened, again named Abbey Ford.

Buckhorn Weston station has two signal boxes; the 'A' box to the east and the 'B' box to the west, close to Buckhorn Weston Tunnel entrance. The station has four platform faces and a goods yard. Abbey Ford Halt has

Left
Shaftesbury loco shed and yard with pull-push 'gate' set No.373 and the O2 Class propelling towards Shaftesbury. A Maunsell N Class 2-6-0 shunts the yard, while BR Standard Class 4MT 2-6-0 No.76017 is on shed awaiting its next duty.

Right
Wilts and Dorset buses meet on Long Cross. Shaftesbury station is to the left behind the advertisement hoardings.



two platforms with no other facilities, and is close to the church and a small number of residential properties, including the vicarage.

The branch to Shaftesbury

Early in the planning, it was identified that there was a need to provide more operational interest other than just the double track main line. A branch line was the obvious answer and Shaftesbury was chosen as a suitable destination, with the connection to the main line facing west, thus facilitating local goods and passenger traffic between Shaftesbury, Sherborne and Yeovil. A branch to Shaftesbury was authorised in 1848 but, alas, was never built.

Heading east, this single track branch runs alongside the main line before swinging right and arriving at East Stour Halt, a station with a passing loop and small goods yard. Continuing, the branch passes beneath a minor road bridge and then, after passing through Shaftesbury Tunnel, the terminus is reached, passenger access being gained from Long Cross road. Shaftesbury has a single platform with a bay on one side for pull-push trains. The facilities include a medium-sized goods yard and locomotive facilities, with a coal hoist and covered shed area. The shed has no permanent locomotive allocation, the branch pull-push locomotive being provided by Yeovil Town (72C) on a weekly basis. Also alongside the station is a Wilts United Dairies milk processing plant, with two sidings and loading gantries.

Signalling

Each of the signal boxes has a dedicated box panel of point and signal switches mounted in consoles from Peco. At present, the stop and distant semaphore signals



Right
The station buildings at the entrance to Buckhorn Weston station. The Station Master's house is to the right.



Left
Blackmore Gates signal box with winter coal bunker at the side and the gates closed to road traffic.

are exclusively from Dapol and are switched by means of passing contact switches arranged in consoles for each of the individual signal boxes. They are operated by moving the levers slowly using Gaugemaster 9V dc adaptors. Non-working SR-type ground signals have also been installed, as appropriate, and have the relevant signal levers within the consoles.

Buildings

It was decided to use, as far as possible, suitable ready-to-plant buildings, many having been repainted and some with other details added as required. There are also a number of scratch-built structures and kits. Dave Buckley is the other part of the construction team, and has contributed a number of scratch-built items that are very much at home on the layout and fit the bill admirably. Coming originally from Manchester, he has now settled into both building the layout and operating Southern trains.

Locomotives, stock and services

There are 92 steam locomotives, 179 carriages, 36 vans, 239 goods wagons and 48 Departmental vehicles used on the layout. The engines are all allocated to their correct motive power depots and are used on the locomotive diagrams accordingly. The only locomotive class that is missing is the Maunsell U Class Mogul, examples of which were the mainstay of Yeovil Town steam operations; no ready-to-run model is currently available.

Where appropriate, carriage stock is kept in correctly numbered sets, these being supplemented as required by what the Southern called loose carriages.

Below
Shaftesbury station buffers with a glimpse of Long Cross in the background. The plunger to the left is used to advise the signalman that a locomotive is ready to run round.

Above
BR Standard Class 5 No.73117 *Vivien* heads the 1.38pm ballast empties from Woking to Meldon. Nine Elms enginemen knew these locos as 'Standard Arthurs'.

Locomotives are rostered for specific diagrams and the train composition is as close as can be to the carriage working notices, although these did change from time to time. Mondays to Fridays, main passenger trains are between eight and 10 carriages long, whilst on Saturdays, trains consist of 11 or 12. There is not the fiddle yard space to include the many additional relief trains that operated on summer Saturdays.

Other than the totally fictitious branch services, the only other train that was not operating in our given time period is the all-Pullman train, the 'Devon Belle' having been withdrawn on 19 September 1954. However, prompted by the release of the 'Devon Belle' observation car by Hornby, a decision by BR Southern Region (me) was taken, well before construction had begun, to reinstate the train! The service only runs on



Right
The O2 Class and 'gate' set No.373 await departure from East Stour to Buckhorn Weston. The board crossing is to facilitate single line token exchange.

Below
Nine Elms diagram 6, the 11.0am down 'Atlantic Coast Express' headed by Merchant Navy Class No.35014 *Nederland Line*, heads west passing the Exmouth Junction breakdown train on its way east.

specific days (to the original timings) and it is assumed to have had some modicum of success.

Operation

At present, and for safety reasons, only one train is permitted to run the complete Down or Up main line at a time, as there is a set of double crossovers located in Buckhorn Weston Tunnel and the fiddle yard, which are traversed twice by each train. The procedure for operating starts with the allocation of locomotives to each diagram. Fiddle yard loading arrangements for each operating schedule specify the track to be used, and the locomotive and stock required for each train.

Separate controllers are installed for the Down and Up traffic, with a separate branch controller switched in for movements within the Shaftesbury station area.
A shared operating schedule is used, colour coded for each controller for either the Down or Up main lines, with access on and off the branch being similarly colour coded. Each of the main line controllers has a distinct shunting schedule referred to within the main operating schedules, thus avoiding cluttering up the main body of







Right
The 11.30am Brighton to Plymouth headed by Exmouth Junction West Country Class No.34033 *Chard*, the Portsmouth portion having been added to the rear at Fareham.

the schedules. Each operating schedule is centred on one and a half to two hours of the working timetable, or as many trains as can be accommodated in the fiddle yard. Although the layout can be operated by one person, two operators are frequently used, with each responsible for either the Down or Up main line and branch trains.

Each panel has a diagram of the layout, with switches for section track feeds and isolators mounted therein. Each also has the relevant signal box track diagram plans, with the points and signals numbered, alongside an operating console containing the levers to operate these. In other words, the driving and signal boxes for each panel are separate entities. Each controller also has responsibility for other signal boxes, either on the main line or the branch through East Stour up to Shaftesbury Tunnel.

The branch is operated by either the Up or Down designated panel, with a separate panel located at Shaftesbury station. This is switched from the main controller to the Shaftesbury controller, the actual section break being located in Shaftesbury Tunnel. This requires both the relevant main and branch controllers to be set at the same speed and in the right direction of travel! The Shaftesbury station area is under its own dedicated controller, arranged in the same way as the main line panels.

Left
The control panel at Shaftesbury, with the track feeds to the left and the signal box diagram and levers to the right.

Future work

There is plenty of work scheduled for the future and we continue with this. Currently, we are making progress with the fitting of accessories to locomotives and rolling stock before weathering is carried out, to be followed by the fitting of headcode route discs to locomotives and the installation of crew, fire irons, brake lamps, wagon loads and Saturday train reporting numbers for locomotives. There is no prospect of us running out of work, that's for sure!

Right
Dave Buckley (left) and the author standing at the rear of Shaftesbury.



Below
The 3.55pm Okehampton to Surbiton car carrier train heads east, hauled by Merchant Navy No.35024 *East Asiatic Company* which took over at Exeter Central. Maroon General Utility Vans were used initially before being repainted Southern Region green.



Making Tracks 200 with Pete Waterman



Taking place at Chester Cathedral until 30 August

Pop record producer, railway enthusiast and modeller Pete Waterman has returned to Chester Cathedral this summer with the fifth in his series of hugely successful Making Tracks events.

It was originally planned by Pete and his Railnuts team that this year's event would see the debut of a brand new OO gauge layout, depicting another section of the West Coast Main Line (this being the subject of all the previous Making Tracks displays). However, in the run-up to the event, which opened on 24 July, it was decided that Chester Cathedral would instead host the team's full 72' model of Watford Junction – a much-expanded version of the WCML layout that was exhibited there last year for Making Tracks IV.

Since the first one was held in 2021, the Making Tracks events have attracted tens of thousands of visitors, raising considerable donations for the cathedral in the process.

With support from across the hobby, including Peco, the event provides a fantastic opportunity for younger visitors to drive digitally controlled trains at high speed via computer tablets.



The 72' long OO gauge model of Watford Junction, built by Pete Waterman and his Railnuts group, on display in Chester Cathedral. ***Photos by Dave Fenton except where stated***

Pete has branded this year's event 'Making Tracks 200' in recognition of the Railway 200 celebrations that are taking place across the UK to commemorate the bicentenary of the birth of the modern railway.

On 8 & 9 August, a further Railway 200 celebration will see the original number



Looking somewhat incongruous in the modern Watford Junction station is Stephenson's *Rocket*, in a nod to the early days of steam for this year's Railway 200 celebrations.



A young visitor watches record-breaking A4 *Mallard* speeding past on the layout.



Pete Waterman demonstrates the impressive scale of the layout's buildings.

and date plates from No.1 *Locomotion* on display, along with the shedplate from *Mallard* and a nameplate from *Flying Scotsman*, with models of all three locomotives in action on the layout.

The model is in operation on Mondays through to Saturdays (10:00-16:00) until 30 August. It can also be viewed on Sundays but will not be running.

The cathedral (postcode CH1 2DY) is located less than a mile from Chester railway station, whilst car parking is available nearby, together with park and ride options.

For further details, visit: **www.chestercathedral.com**





Inspiring the next generation of modellers: Pete Waterman with young visitors Theo and Aoife.

Not your average venue for a model railway show!



Peco Chairman Michael Pritchard visited the event during its opening week and is pictured here (*centre*) with Pete Waterman, and Steve Purves of Accurascale (holding a sample of the firm's new Class 60). *Photo: Michael Pritchard*

Stockton & Darlington 0-4-0 *Locomotion* appears on the layout to mark S&D 200.



Project of the Month

A sludge carrier in N

IAN CAIRNS *relates how he constructed a model of an unusual railway vehicle using items recovered from his spares box.* ***Photography by the author***



Worsdell J25 0-6-0 No.65645 heads an Up freight near Shipton in 1948. The fourth vehicle in the formation is a sludge carrier. ***Photo: Rail-Online***

My main railway modelling interests have always centred on locomotive and rolling stock projects. I have, in the past, enjoyed whitemetal and plastic kit-building, whilst in recent years I have spent a lot of time detailing and finishing 3D prints (most sourced through the now-closed Shapeways platform).

Having just finished a couple of projects on my 'to do' list, I started thinking about my next endeavour. Without access to the 3D prints that were available previously through Shapeways, I started rummaging through my spares box. The first item I found was the locomotive body and complete tender of a Graham Farish (China-made) Stanier 8F 2-8-0. The loco chassis I had used previously for a scratch-built Raven Q7 0-8-0, but the tender from the 8F was intact.

The next thing I found was a 3D print of an LNER Group Standard 4,200-gallon capacity tender top. This led me to wonder whether I could make a sludge carrier from these spare items. My first thought was to use the 8F tender but, as my layout *Ferryhill* (see RAILWAY MODELLER, June 2023) is set in the North East of England during the period 1955 to 1968, I thought it would be better to use the LNER 3D print.



Believed to be a former Midland Railway tender, this sludge carrier (DB966513) was recorded at Watford Junction on 10 July 1976. Note the absence of the centre wheelset. ***Photo: Paul Bartlett***

Fortunately, the tender top fitted the 8F tender underframe almost exactly, so I decided to continue with this approach.

Research

I realised that I did not know very much about sludge carriers (or sludge tenders as they are often called). In fact, I do not remember seeing any such tenders during my visits to locomotive sheds in the 1960s, but this is possibly because I was more interested in locomotives at that time. So I initiated a project to research these vehicles, using the internet and books in my reference library (another part of the hobby that I enjoy).

During the steam era, maintaining a locomotive in good condition was a very labour-intensive process, although it was manageable in times of low-cost labour. The quality of water varied throughout the United Kingdom, and hard water could lead to boiler tube scaling, corrosion and excessive maintenance costs.

The territory covered by the LMS included many areas of hard water and, starting in the 1930s, the LMS began installing chemical water treatment plants at some of its locomotive sheds, followed by other railway companies throughout the UK. These water-softening plants treated hard water with lime-soda ash, and the improvement in water quality led to reduced locomotive maintenance costs.

The softening process resulted in a semi-liquid, whitish 'sludge' which had to be collected, removed, and disposed of. The removal of the sludge from the softening plants was generally the responsibility of the Chief Mechanical Engineer's Department, which looked to utilise surplus equipment for the purpose. What better way to transport this sludge than in withdrawn locomotive tenders? Every so often, the sludge tenders would be taken to a disposal site and emptied, before returning to the softening plant.

Some of these old sludge tenders lasted in service into the 1980s, the last going when steam carriage heating was finally abandoned. One interesting sludge tender survivor (although it has also been called a water carrier) is a former Great Northern Railway Stirling Single tender that was discovered at Connington (about six miles south of Peterborough) in the late 1960s, which led to it being saved for the National Collection. However, despite an appeal for restoration funds, this tender languished in the open air for over 40 years. In 2013, the tender was moved to the Shildon site of the National Railway Museum for cosmetic restoration, and has subsequently been reunited with GNR Stirling Single No.1 at the NRM in York.

One thing I discovered by studying photos during my research was that there was a large variety of sludge carrier designs. As the sludge carriers would be moved in regular freight trains, buffing gear, including buffers and a drawhook, were usually added to the loco end of the tender. On some designs, side doors were cut into the tenders for discharge and maintenance purposes, and sludge leakage soon produced a foul mess. Another common variation was the removal of the tender's centre wheelset and the installation of a bottom door to facilitate sludge emptying.



▲ **The model prior to painting, showing the combination of 3D-printed, plasticard and brass parts.**



▲ **The completed model, showing the side with the pair of discharge doors, fashioned from plasticard.**



▲ **The side of the model with the valve and pipe, used – it is presumed – to flush out the inside of the carrier.**

Although there may have been some standardisation of designs, these carriers were made from whatever surplus tenders were available at the time, and some could have been 'home-made' by the depots concerned. What an opportunity for the modeller – it would be difficult to say that a sludge tender model was wrong!

The model

Armed with the knowledge that I did not need to follow a prototype drawing, I started work on the tender top. Although this article describes building an N gauge model, the principles are the same for all scales. As usual with a Shapeways 3D print, it was necessary to gently smooth the minor print lines – formed on the sides and ends of the tender, as a result of the 3D-printing process – using a small sanding stick. After cleaning, I then gave the tender top two coats of grey primer.

Fortunately, I had brass handrail knobs and handrail wire in my spares box, and these were added on the sides and rear end. These were originally purchased from (now-closed) N Brass Locos, although similar parts are available from other suppliers.

Two side doors for sludge removal were added to one side of the tender using plasticard. The coal space and water tank were, presumably, converted into a single sludge compartment, and this was covered over, again using plasticard. Finally, a small plasticard piece was added on the front of the tender to level the footplate. (These modifications should be self-explanatory from the photo.)

Upon completion, I gave the tender two coats of matt black, and then added the BR early emblem from Fox Transfers (ref.FRH 2001). Decals consisting of a small 'X' and a notice with indiscernible text were also added to the tender sides, using some old Fox decals in my spares box.

As I intended the model to be on static display in my locomotive depot, I removed the knuckle coupling from the rear of the tender underframe, and fitted a plastic drawhook/coupling arrangement in between the rear buffers. Brass buffers and another drawhook were added to the front of the tender, but I decided not to remove the centre wheels and left them *in situ*.

During my research, I noticed that some sludge tenders had pipes and valves attached that were possibly used to flush them out. To replicate this, I added a small piece of pipe and a valve that came from a 3D-printed pipe manifold set, which was made in China and purchased from an online auction site.

The tender top was then attached to the 8F tender underframe using cyanoacrylate adhesive, and the entire vehicle was heavily weathered using black and rust weathering powders, not forgetting to weather the wheels. Finally, grey weathering powder was used around the side doors to indicate sludge leakage.

Summary

This was an interesting model to research and construct. The total cost was minimal, as most of the items used came from my spares box. The sludge tender now resides in a siding adjacent to my layout's locomotive shed, even though the depot has no water treatment or water softening facilities!

The 1970s diesel era in 0

Blowers Green



BILL CONNELLY *describes his fictional wagon repair yard, which is set in the Black Country on the site of the former Blowers Green station, between Dudley Tunnel and the former Netherton Junction on the Oxford, Worcester and Wolverhampton line.*

Photography by Paul Bason

Why Blowers Green? I was asked at a recent exhibition why I had chosen Blowers Green, a real place, as the location for my fictitious wagon repair yard. It caught me off guard, as I realised that I had never really pondered that question before; as a result I only gave a partial answer.

So, when I decided to write this article, it seemed a good idea to start it with a more comprehensive explanation. My interest in the real railway (including preservation) ensured that any layout I built would be based on a real location, and that it would be set in the Midlands – likely on a former or mothballed line. I also wanted it to be located on a route that ran through an industrialised area, had lots of history, carried freight and connected a number of rail centres or cities.

For industrial heritage, I needed to look no further than the Black Country, whilst for an interesting





“– For industrial heritage, I needed to look no further than the Black Country – ”

Bill Connelly



▲ **03 382 shunts a 16-ton mineral wagon into position under the yard hoist.**

◀ **A fully fitted freight behind 31 193 on the Down main passes 47 068 on the Up line as it slows for the stop signal ahead.**

freight line with some passenger working, I focused on the former Oxford, Worcester & Wolverhampton Railway, dubbed 'the Old Worse and Worse' due to its early reputation for unreliable train services. As I studied further my chosen line, one place stood out – Blowers Green. It had Dudley Tunnel (949 yards) at one end and the New Road Bridge at the other, with Netherton Junction just beyond the bridge, giving access to the wonderfully named 'Bumble Hole' line to Old Hill.

There were, however, several problems with such a choice. So, I asked myself what it was that I wanted to portray on my *Blowers Green*. The key part, of course, was the wagon repair yard, but to really capture the feel of the place, there had to be elements and structures that were to be found at different points on the line, or in the region as a whole. It had to have the imposing south portal of Dudley Tunnel with the scale height of the gasworks plinth above. At the other end of the scenic section, it had to have a road overbridge that looked similar to many of the plate and brick structures common to the area. The wagon repair yard had to sit comfortably between my imposing bookend structures and be operationally viable. All of the scenic section had to portray a scene that looked as though it had always been there.

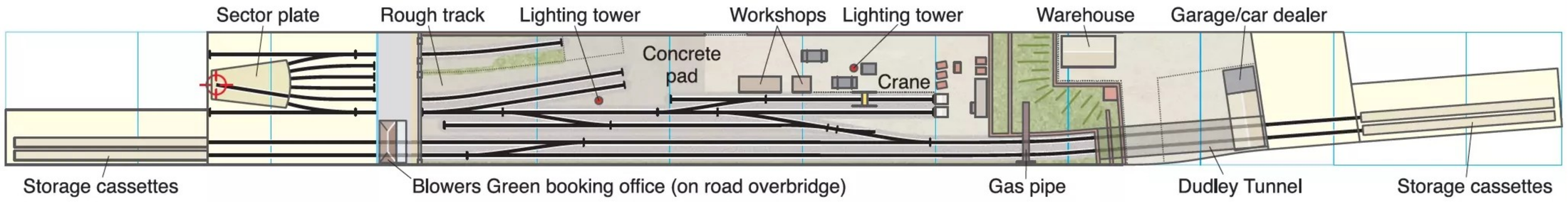

BLOWERS GREEN

Overall size: 11.72m x 1m. Each grid square: 1m x 1m.



West Midlands Joint Electricity Authority Ruston 88DS No.1 stands in private sidings on the way back to Walsall B power station following a full overhaul and repaint.

Layout operation

At either end of the scenic section, behind screens, there are cassette-based fiddle yards where each operator can make up a train at one end, ready for the operator at the other end to 'drive' it through the scenic section to an empty cassette in their fiddle yard. Thus, a constant flow of freight or passenger traffic can be operated on the Up and Down main lines at the front of the layout.

Meanwhile, the repair yard operator is free to shunt the yard in order to make up a train of repaired wagons ready for a trip freight working, or receive a train of wagons for repair, which are then split and shunted

Signal & Telegraph men discuss the schedule of work whilst the old Fowler diesel shunts the private siding behind them.



25 259 brings its train of Presflos under New Road bridge and out through the yard to the main line.

into the yard holding sidings, or straight into the repair roads themselves. A fourth operator near the road overbridge also feeds or takes wagons from one of the yard holding sidings, to ease any yard congestion or fill gaps that can sometimes occur. The yard operator can also access these hidden sidings using a sector plate, or use the facility to effectively run the locomotive round their train out of sight when making up a train for dispatch. A fenced-off siding sits at the back of the layout, which can be used as a private siding, a factory siding or even hold preserved engines or stock.

The sector plate and hidden sidings at the bridge end have proved such a useful feature that a similar arrangement of hidden sidings will eventually be provided at the tunnel end.

Scenic development

One of the most prominent features above the real Dudley Tunnel was the gasworks. The buildings, pipework and gasometers (gasholders) completely dominated the skyline when viewed from Blowers Green station platforms, and I really wanted to recreate that scene. I soon realised that the gasometers alone would have scaled up to, in O gauge, 1,400mm in diameter – and there were two of them! I pondered what to do with this elevated space, which stood at near eye level for the average adult.

Photographs indicated that, once the gasometers and works buildings, etc. had been removed, there remained a large flat area ripe for industrial development. Therefore I modelled a warehouse to represent an industrial lubricant supplier, and a car service garage complete with a car sales outlet. Both of these features have generated far more interest than I could have anticipated; questions about the 45-gallon drum storage in the warehouse



Speed restricted because of S&T work, Class 33 No.6518 coasts towards Dudley Tunnel south portal.



03 382 was a Bristol engine for a time, and retained its BR green livery into the 1970s.

compound, and discussions about the prices of second-hand vehicles in the 1970s, are just a couple of the things regularly commented upon at exhibitions.

When I first built my version of New Road Bridge (it is loosely based on the structure at Tyseley), I envisioned that it would act as a scenic break to help hide the fiddle yard at that end. Unfortunately, even with vehicles on the bridge, it did not have the height to achieve that. However, when I took another look at images of Tyseley, I realised that I could place a modified version of Tyseley station booking hall over the main lines right at the front of the layout, and then set a backscene beyond to complete the scenic break. Rather than scratch-build my version of the fairly ornate Victorian building, I engaged York Modelmaking to laser-cut all the parts that I would need. When they sent me some samples and we discussed options, I soon realised that they were supremely qualified to supply the completed model. It is a truly superb example of modelmaking.

An overview of the whole repair yard, with trains on the main line and lots of activity in the yard.

With the exception of the model station booking hall and a couple of the portable cabins, all the other structures on the layout have been scratch- or kit-built. Of the kit-built structures, the most notable is the service garage building above the tunnel. This has been made from a Kingsway card kit and absolutely looks the part, despite not having any embossed detail.

Layout infrastructure and electrics

The concrete-sleepered main line track was constructed using Peco Individulay components. The main line crossover and one point in the yard were constructed from C&L components, whilst all the other items of pointwork (including the trap point) are from Peco.





A single English Electric Type 1, 20 019, heads its train of bogie bolsters on the Down main line heading for Bescot Yard.

Operation is analogue, via scratch-built 'route setting' mimic panels: one at the rear of the yard and one at each fiddle yard. A fourth operating position is just by the New Road Bridge. Power for the track, lights and relays, plus other auxiliary equipment, comes from a hand-built powerbox which I made.

Main line and yard semaphore signals, made from MSC components, are mostly operated through the Peco Smartswitch system. The exception is the semaphore at the tunnel entrance, which is fitted with white crosses on the arms to indicate that they are currently out of use due to Signal & Telegraph work. Ground signals are non-working at the time of writing.

Locomotives are now mostly ready-to-run Heljan or Dapol, with an occasional kit-built loco making an appearance. The Class 116 Diesel Multiple Unit is from an Easy Build kit, whilst the 122 and 128 diesel railcars are Dapol. Rolling stock is roughly an even split of kit-built and R-T-R. All the locos and stock are weathered and detailed, using images of the chosen prototypes to try to achieve as realistic an appearance as possible.

The layout depicts operation at Blowers Green in the 1970s, with short wheelbase stock the order of the day. All of the stock is fitted with scale three-link, instanter or

At the end of the day, there is just time for a quick chat before heading home.





Station Garage, above Dudley Tunnel, is a scene that generates plenty of interest from those of a certain age group.

screw couplings, which definitely look much more convincing than the automatic alternatives.

The cassettes used are made from MDF, as is the surface of each fiddle yard board: this is to aid moving one over the other, particularly with a heavy loco in a cassette. There are three lengths of cassette: one to carry the Class 116 DMU; one to carry a loco or single railcar; and one long enough for six standard wagon lengths. Each cassette is fitted with a pair of carry handles and slot-in ply or plastic gates to ensure that stock stays put when being swung into position. The design is such that each full cassette can be stacked, one on another and side by side, in large, wheeled stock boxes for transportation.



25 102, still in two-tone green, heads a fully fitted mixed freight past the repair yard heading for Bescot.



Wheels run on flat aluminium bar instead of rail, as I have found this to be cheaper and more robust. The current system of power supply to the cassettes has proved cumbersome, so I am gradually changing over to a 'plunger' type pick-up arrangement which provides automatic electrical connection.

Appreciation

My thanks to two Pauls: Paul Bason for taking the imaginative photos that accompany this article, and Paul James for drafting the original drawing from which the accompanying track plan was produced.

47 068 emerges from Dudley Tunnel (948 yards) with a train of HUO coal hoppers heading for Worcester.

See it at Stafford

Blowers Green will next be exhibited at this year's Stafford Railway Circle Annual Model Railway Exhibition, which is to be held on the weekend of 27 & 28 September. See Societies & Clubs for more details, or go to: **www.staffordrailwaycircle.org.uk**

Plan of the Month

Island steam in TT:120

With Peco announcing a trio of laser-cut kits based on structures at Ventnor West (see News), which will complement the forthcoming Hornby models of an Isle of Wight 'Terrier' and four-wheel coaches, modelling this classic terminus station in 1:120 is set to become tantalisingly straightforward…

Words: **CRAIG TILEY** *Track plan:* **STEVE CROUCHER**.

Despite being a relatively small town situated on the south coast of the Isle of Wight, Ventnor was once served by two railway stations.

The one named simply 'Ventnor' was the first, opening in 1866. This was the terminus of the former Isle of Wight Railway Company line from Ryde (see map).

Second was Ventnor Town, which opened in 1900. This was the terminus of a branch from Merstone, constructed by the Newport, Godshill & St Lawrence Railway Co., although from its opening it was operated by the Isle of Wight Central Railway Company. The station was situated 168' above sea level – 126' lower than its elder neighbour.

All of the island's railway companies were eventually absorbed into Southern Railway ownership following the 1923 Grouping, whereupon Ventnor Town was renamed Ventnor West. Thereafter, and into the British Railways era, most of the island's traffic went to Ventnor, leaving Ventnor West as a comparative backwater.

The Ventnor West branch was an early casualty when rationalisation of the island's rail network commenced, closure coming in September 1952.

Ventnor West

The terminus was constructed with two platforms, prodigious station buildings and goods handling facilities (the latter mainly to serve the town's

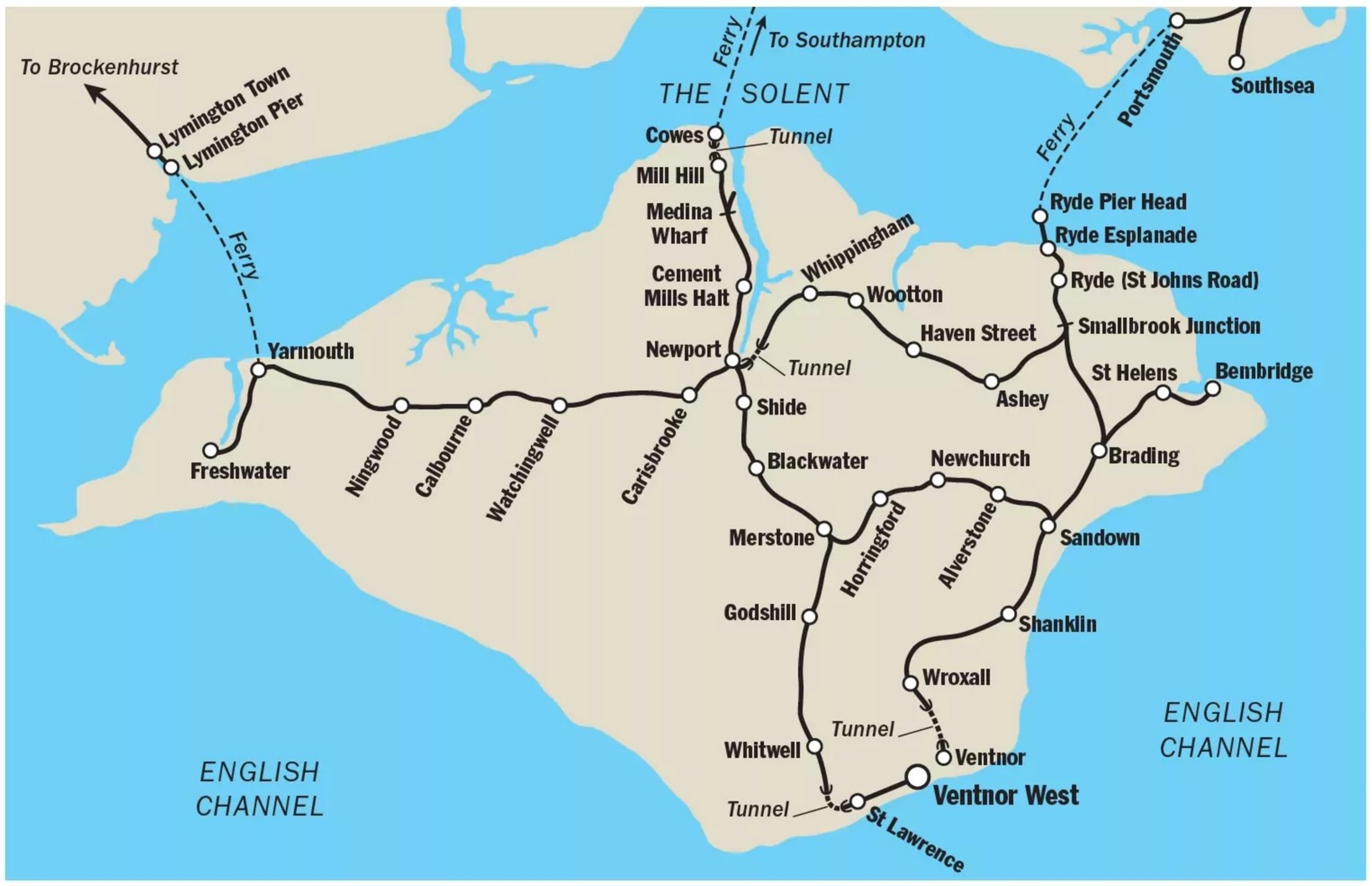

'Terrier' W11 approaches Ventnor West with a train from Merstone c.1926. ***Photo: Rail-Online***

VENTNOR WEST

Overall scenic dimensions: 7' 0" x 1' 6", tapering to 1' 0". Each grid square = 1ft x 1ft.

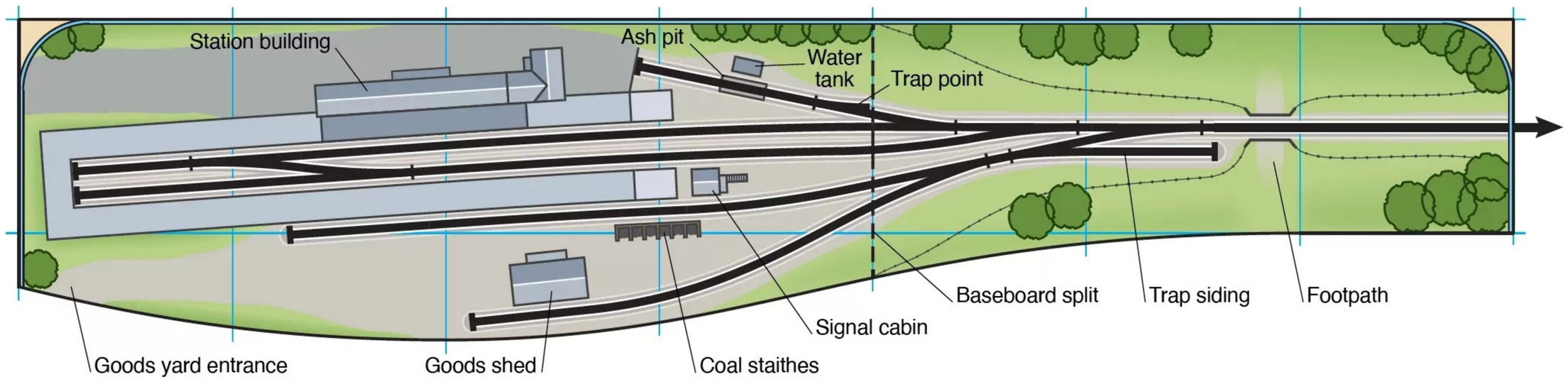



'Terrier' W8 *Freshwater* departs Ventnor West with a pull-push service in June 1947. Note the wooden post lower quadrant signal.
Photo: Mike Morant Collection

gasworks and local coal merchants). However, the promoter's ambitions for the branch never materialised because, despite Ventnor West being located significantly closer to sea level, the line from Ryde to Ventnor continued to be favoured by holidaymakers. In part, this was due to the direct sea link to Portsmouth that was available when travelling via the Ryde route, whereas journeying to Ventnor West from Cowes (with its sea link to Southampton) required a change of trains at Merstone, which was not as convenient.

It is documented that the second platform was seldom used, nor was the signal box, which could be left unstaffed when the branch was being operated on the 'one engine in steam' principle (branch occupancy being controlled by Merstone box). Furthermore, in later years, passenger trains were often pull-push or motor-fitted, which negated the need to use the station run-round loop.

Remarkably, the original stone-built station building still survives to this day.

A pull-push service at Ventnor West. Note the lattice post upper quadrant signal and trap point.
Photo: The Transport Treasury





▲ A computer render of the Hornby 'Terrier' as W14 (ref.TT3038M).



▲ The four-wheel coaches comprise: First (ref.TT4051)...



▲ ...Third (ref.TT4052)...



▲ ...Brake Third (ref.TT4053)...



▲ ...and Luggage Brake (ref.TT4054).

The terminus has been the subject of at least two layouts in RAILWAY MODELLER: a 4mm version by Chris Gardner was presented in the February 2019 edition, whilst the July 2020 issue featured a 7mm iteration by Kevin Cartwright.

Commercial support

Key to this layout proposal is the trio of laser-cut structure kits from Peco (the development of which was assisted by Kevin). These cover the former station building, signal box and goods shed (release dates are still to be confirmed).

Peco can also already provide TT:120 wooden sleeper trackwork (about which more anon), together with other accessories such as rail-built buffer stops (ref.SL1240), and stone platform edging (ref.LK12104). Other small scenic details, such as the water tower, would have to be scratch-built.

The two single-arm starter signals were originally wooden post lower quadrants, later replaced with lattice post upper quadrants. Representations of the latter could be modelled using 3mm scale components from Model Signal Engineering (Wizard Models), although the 1:100 scale of these means that they will be slightly oversize.

As for the locomotives and stock, Hornby is to release a version of its forthcoming Stroudley 'Terrier' 0-6-0T model as W14 *Bembridge* in Southern Railway olive green livery (ref.TT3038M). Complementing this is a quartet of four-wheel coaches in Southern Railway livery, covering First (ref.TT4051), Third (ref.TT4052), Brake Third (ref.TT4053) and Luggage Brake (ref.TT4054) diagrams (see News, RM June).

Private Owner coal wagons are available in the Hornby and Peco ranges, but a suitable brake van would have to be scratch-built, for the time being at least.

The plan described

The accompanying track plan reflects that of the prototype following removal of the crossover (to the right of the signal box) in the 1930s. There is some compression of loop lengths, platforms and sidings, this keeping the footprint of the scenic section to a space-friendly 7" x 1' 6". However, there remains sufficient platform length to accommodate a rake of four Hornby four-wheel coaches clear of the loco release crossover. Although the Hornby 'Terrier' is the assumed motive



▲ **Adams O2 0-4-4T W32 at Ventnor West with an RCTS special on 18 May 1952.**
Photo: Colour-Rail

power, the headshunt is of ample size for larger prototypes, including an Adams O2, should a TT:120 version one day be made available.

Trackwork is configured around the existing Peco Streamline code 55 two-way points and flexible track. Medium radius points are used throughout, except for the two in the goods yard and the one for the spur to the coal stage and water tower, which are small radius items. The trap point from this siding would, if modelled, need to be adapted from a Peco two-way point.

It is intended that the layout is viewed from the north side, such that the coastal view can form the basis of the backscene. There are various options for how to resolve the non-scenic section of the layout, but a simple three-road sector plate would be more than adequate.

Further reading

The Ventnor West Branch
by Peter Paye (published by Wild Swan)

Branch Lines to Newport
by Vic Mitchell & Keith Smith (Middleton Press)

Isle of Wight Lines – 50 years of Change
by Vic Mitchell & Keith Smith (Middleton Press)

The Isle of Wight Central Railway
by R J Maycock & R Silsbury (Oakwood Press)

Stroudley 'Terrier' 0-6-0T

Soon to be released in the new TT:120 scale by Hornby, these characterful and long-lived tank engines are shown in 4mm scale drawings from the late **IAN BEATTIE** *archive, with historical notes by* **TOBY JENNINGS**.

The recent announcement by Hornby of a London, Brighton & South Coast Railway 'Terrier' 0-6-0T in TT:120 (see News, RAILWAY MODELLER June 2025) will provide modellers in this new scale with the perfect small tank engine for compact layouts. The real 'Terriers', too, throughout their lives, proved to be the perfect small tank engines, not just for the LBSCR but many other companies – managing to find new roles and evade the scrapman when it seemed as though they were destined for withdrawal, and thus remaining in service on the national network for the best part of a century.

Among the many challenges that William Stroudley faced, when he became the Locomotive, Carriage & Wagon Superintendent of the LBSCR in 1870, was to provide new motive power for the company's expanding London suburban passenger traffic. The new engines would have to be powerful and capable of sharp acceleration, to cope with gradients of up to 1 in 64 and station stops in quick succession – eight of the ten stations between London Bridge and Victoria were less than a mile apart – but, at the same time, had to be small and with a relatively low axle loading, to operate over the LBSCR track of the time with light rail and ballasting.



One of the less famous or well-photographed members of the class was No.79, which was sold to the Admiralty in January 1918. It subsequently worked at Catterick Camp and Chatham Dockyard, being scrapped at the latter location in October 1933. But it surely deserves prominence in the railway modelling world for its name, *Minories* – a former administrative unit, and a street, in the Aldgate area of the City of London, but also the title of the classic plan by Cyril J Freezer for a compact terminus layout, first published in the April 1957 issue of RAILWAY MODELLER. How about a *Minories* layout set on the LBSCR suburban lines in London in the 1880s, and operated by 'Terriers', including *Minories*? *Photo: Rail Archive Stephenson*



Much like Nigel Gresley on the Great Northern Railway 50 years later, with his N2 0-6-2Ts and Quad-Art coaches (see RM, July 2025), Stroudley designed not just a locomotive but a complete train for the job: the 'Terriers', and close-coupled sets of four-wheeled suburban coaches.

Rooting for 'Rooters'

The breeding of the 'Terriers' can be traced back to another 0-6-0 tank engine designed by Stroudley and built in 1869, during his previous tenure as Locomotive & Carriage

The A1 preserved officially as part of the National Collection, No.82 *Boxhill*, on display at Brighton shed on 13 April 1958. *Photo: Rail-Online*

Stroudley ‘Terrier’ 0-6-0T drawn in 4mm

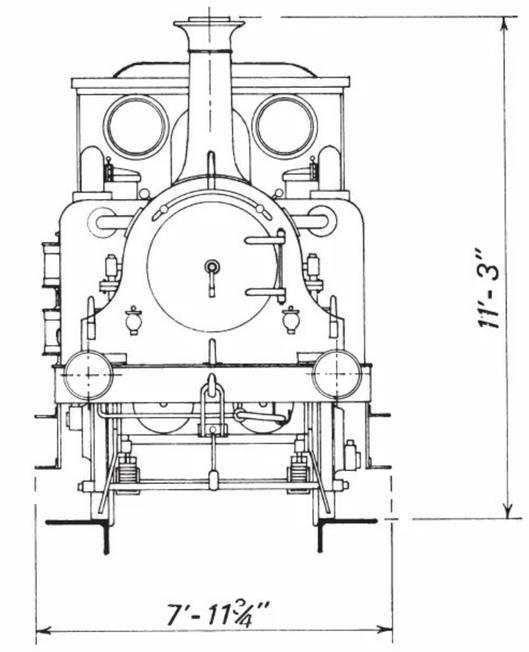

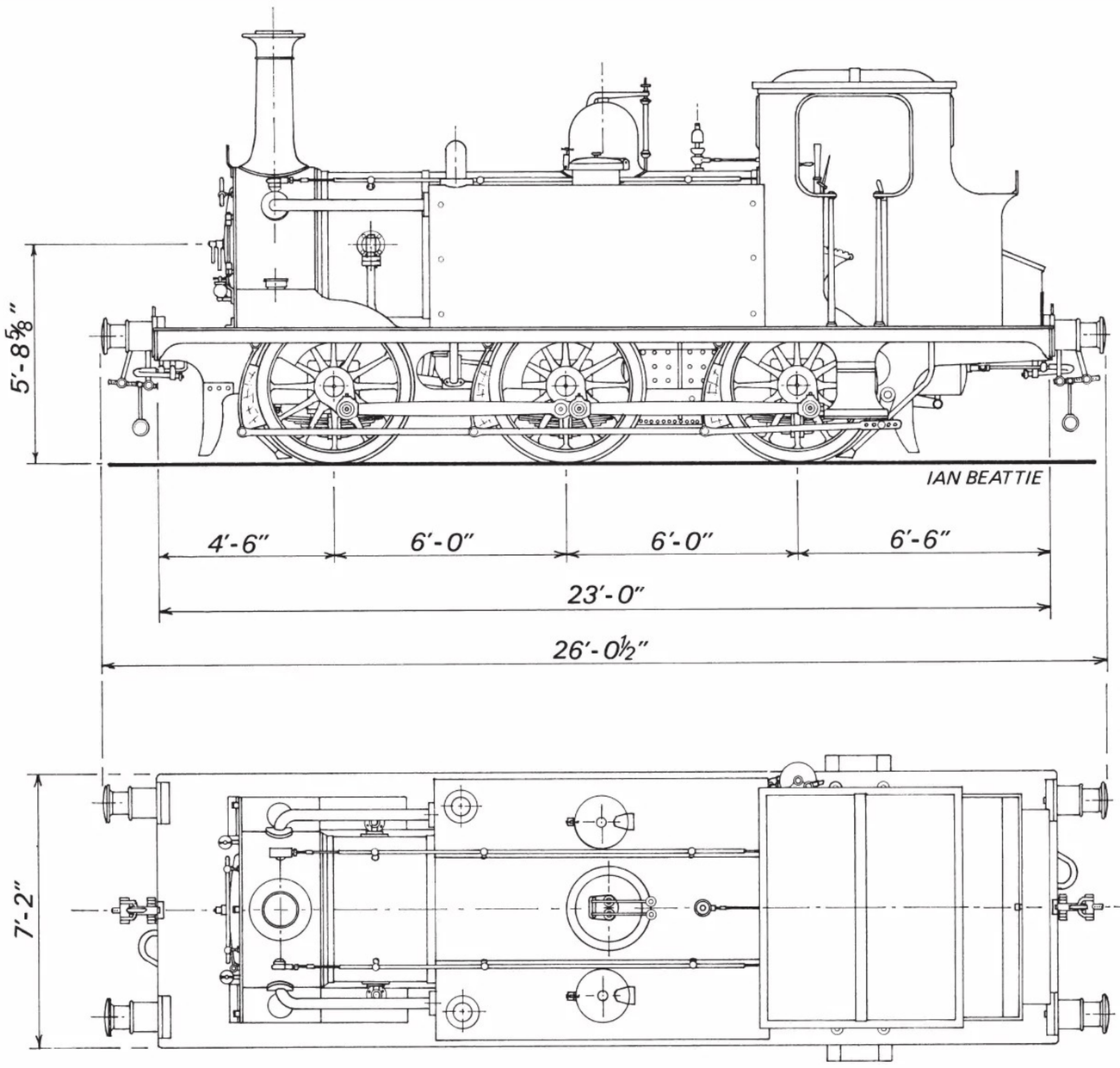

FT 0 1 2 3 4 5 6 7 8
Scale

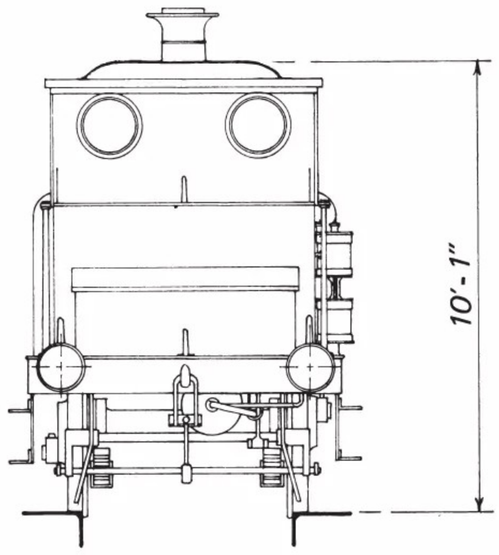

Notes on the drawings

The drawings (first published in RM December 1981) depict a ‘Terrier’ in almost as-built Class A condition, albeit with the addition of the Westinghouse air brake pump (only steam and hand brakes were fitted initially), and minus the copper steam circulating pipe across the top of the firebox. The latter, part of Stroudley’s arrangement to heat the feed water with the exhaust steam, was later removed, as were the condensing pipes in front of the tanks. Three-link couplings were also fitted at first, but replaced with the screw couplings shown.

As may be expected with such a long-lived and widespread class, detail differences were legion, and modellers are advised to study the sources listed in the panel and use photographs of their chosen prototype. However, the major visual differences can be summarised as follows –

Boilers: most of the class were rebuilt from 1911 onwards with new Marsh boilers. This work included the fitting of a new, extended smokebox mounted on a saddle, as well as the removal of the original smokebox wing plates and (usually) the front sandboxes on the splashers shown in the drawing, with new sandboxes placed below the running plate. Some other examples sold from LBSCR service received different boilers: the pair that went to the London & South Western Railway, for instance, were subsequently fitted with Drummond boilers.

Chimneys: when the Marsh boilers were fitted, the original Stroudley copper-capped chimneys were kept if they were in good condition, or if not, replaced with Marsh cast-iron chimneys. Some later received Drummond-pattern chimneys.

Bunkers: Isle of Wight ‘Terriers’ had the toolboxes at the rear removed in order to fit extended bunkers, which were retained or transferred to classmates on their return to the mainland, being particularly useful for the intensive services on the Hayling Island branch. The smaller bunkers later had coal rails fitted to increase their capacity.

Brake gear: wooden brake blocks were used initially (and are shown on the drawing) but later replaced with cast iron.

Superintendent of the Highland Railway. Named *Balnain*, and followed by two more named *Lochgorm* and *St Martins* which were built by Stroudley’s successor David Jones, these bore a striking resemblance to the much more famous machines that would later emerge from Brighton Works 600 miles to the south.



A1X W11 *Newport* at its namesake town on the Isle of Wight with a train for Freshwater on 17 March 1936.
Photo: Rail-Online



A1X No.32650 crosses Langstone Bridge with the 1.35pm Havant to Hayling Island train on the branch's last day of public service, 2 November 1963. ***Photo: Rail-Online***

Technical details (for original Class A)

Coupled wheels: 4' dia. 12 spokes
Cylinders: 2, 13" dia. x 20" stroke
Boiler pressure: 140psi
Heating surface: 528 sq. ft
Grate area: 10.3 sq. ft
Water capacity: 500 gallons
Coal capacity: 10cwt
Weight: 24 tons 7 cwt

Originally designated simply as 'Class A', the first six of the LBSCR engines, Nos.70-75, made their debut in 1872: they did not do so in numerical order, the first to enter traffic being the now-preserved No.72 *Fenchurch* in September of that year, with others having been delayed by faulty cylinders. Once in service, however, they quickly proved their worth, with some remarkable performances for their diminutive size: in addition to their arduous stopping passenger work, they were rostered to haul the London Bridge portion of the Newhaven Continental boat train to East Croydon, where it joined the Victoria portion – a journey that involved 2¾ miles of a 1 in 100 gradient, and speeds of up to 60mph!

This "wiry and lively nature" earned them the 'Terrier' nickname, coined as early as January 1873, in an article in *The Engineer* journal. The LBSCR enginemen, however, referred to them as 'Rooters' – New Cross shed, which was home to a large fleet for the London suburban work, was known as 'Rooter House' – and some ardent fans of the class keep this term alive, even today.

Naturally, such an outstanding design would be multiplied, with a further 44 examples being turned out of Brighton Works between 1874 and 1880 – but the 'Rooters' would soon become victims of their own success. The commuters of the day so appreciated their swift and reliable service that patronage increased quickly, new and larger carriages had to be built, and before the century was out, the trains were becoming too heavy for them.

Rescue dogs

It could have been the end of the road for the 'Terriers', but with that dogged tenacity of their canine namesakes, they demonstrated a remarkable survival ability. Moving out of London, some gained new employment on country and branch lines, light goods, shunting and station pilot duties, while others found a niche on motor trains – pull-push stopping services in the Brighton area, for which two were converted to 2-4-0Ts between 1905 and 1913. The motor-train operations later

A1 No.70 *Poplar* at Selsdon Road North signal box with a local train to Woodside in the 1890s, formed of Stroudley four-wheel suburban stock. The light LBSCR track of the time, which necessitated the use of the compact 'Terriers', is clearly visible. ***Photo: Rail-Online***



Poplar **was sold in 1901 to the Kent & East Sussex Railway, where it became No.3 and is pictured at Rolvenden shed on 5 May 1935, sporting a slightly taller bunker.** ***Photo: Rail-Online***



The London & South Western Railway purchased two ‘Terriers’ in 1903 to work the Lyme Regis branch. They later received Drummond boilers, as shown here on No.735 at Eastleigh Works. ***Photo: Rail-Online***

Preserved examples

No.40 *Brighton* (W11 *Newport*): Isle of Wight Steam Railway, static display
No.46 *Newington* (W8 *Freshwater*): Isle of Wight Steam Railway, operational
No.50 *Whitechapel*: Spa Valley Railway, under overhaul
No.54 *Waddon*: Exporail (Canadian Railway Museum), static display
No.55 *Stepney*: Bluebell Railway, static display
No.62 *Martello*: Bressingham Steam Museum, operational
No.70 *Poplar* (No.3 *Bodiam*): Kent & East Sussex Railway, awaiting motion repairs
No.72 *Fenchurch*: Bluebell Railway, operational
No.78 *Knowle*: Kent & East Sussex Railway, operational
No.82 *Boxhill*: National Railway Museum, York, static display

prompted the rebuilding of some of the class with new boilers that had been designed by Douglas Earle Marsh (LBSCR Locomotive Superintendent 1905-1911); Marsh had by then reclassified the ‘Terriers’ from ‘Class A’ to ‘A1’, and the rebuilt examples became ‘A1X’.

There was not enough work for all 50 locomotives, however, and in January 1899, the LBSCR decided to reduce the class to 15, intending at first to scrap the rest – but once again, many were to escape destruction. The first to be sold out of LBSCR service was No.72 *Fenchurch*, to the Newhaven Harbour Company – but when the Isle of Wight Central Railway also showed persistent interest in buying one, the LBSCR realised that these tough and useful little engines commanded a ready second-hand market.

Thus it was that many ‘Terriers’ lived on in new ownership, with one particularly prolific purchaser being Colonel Holman F Stephens, for his empire of light railways such as the Kent & East Sussex. The full story of which locomotives went where, when, and in original, rebuilt or reboilered guise, is far too lengthy and convoluted to describe here – any of the books listed in the panel can provide more details – but just a few interesting destinations for ‘Terriers’ included the South Eastern & Chatham Railway; the Weston, Clevedon & Portishead Light Railway; contractors Pauling & Co. for use in the construction of the Northolt-High Wycombe section of the Great Western/Great Central Joint Line; Scotland, in the hands of the Admiralty during the First World War; and two that are believed to have ended up on a tramway in Argentina! Certainly, for any of the bucolic, fictional light railways so beloved of modellers, a ‘Terrier’ is perhaps the most plausible motive power of all.

The ‘Hayling Billy’

The arrival of ‘Terriers’ on the Isle of Wight, K&ESR, and at Newhaven Harbour began a close association of the class with these lines that would continue right through the Grouping era and into British Railways days. Another location with which the engines became synonymous was the Hayling Island branch (subject of an OO gauge layout in the December 2023 RM), where severe weight restrictions on the timber viaduct across Langstone Harbour rendered it out of bounds to all other locomotives. For such specialised tasks as this, the ‘Terriers’ were still so indispensable to BR that, when the Bluebell Railway preserved No.55 *Stepney* in 1960 and subsequently enquired about buying another, it was told that no more could be spared! Only the closures of the Hayling and Newhaven Harbour branches in 1963 ended the remaining work for the class on BR, and allowed the Bluebell to purchase *Fenchurch*, while eight others survive in preservation (see panel).

Models

The recently announced Hornby TT:120 ‘Terrier’ will be, of course, the first model of the class in that scale, but the popularity of the prototypes and of the LBSCR in general has ensured that there have been plenty of other models. Ready-to-run ‘Terriers’ in all three major scales came from Dapol: in OO gauge in 1988, N gauge in 2009 and O gauge in 2015, together with another OO item from new tooling in 2020. The original Dapol tooling had passed to Hornby in the late 1990s, though this firm also went on to produce an all-new OO ‘Terrier’ in 2019.

In 3mm scale, Jidenco offered an etched brass kit with a nickel silver chassis, which could be completed using whitemetal fittings from the 3mm Society. Kits in OO gauge have come from K’s, Falcon Brassworks and Perseverance Kits, and in O gauge from Roxey Mouldings, ABS Models and Ace Products, of which the last is still available (www.aceproducts.org).

Further reading

Stroudley Locomotives **by Brian Haresnape (published by Ian Allan)**

Locomotives of the LB&SCR Part 1 **by D L Bradley (RCTS)**

Stroudley and his ‘Terriers’ **by Tom Middlemass (Pendragon)**



A computer render of the Hornby TT:120 ‘Terrier’ as No.40 ***Brighton*****.**

An imagined harbour scene in O-16.5

Mousehole

Modelling and words: **JÜRGEN HEINRITZ** *Photography:* **AS CREDITED**





First of all: the layout has nothing to do with the harbour village in Cornwall, except the name – although here, the 'mouse hole' is the tunnel through which the locomotives and rolling stock appear and disappear.

To explain the origin of the layout, I wanted something on which to run my collection of small O-16.5 locomotives and rolling stock – nothing big, and something easily portable, which could be kept in a box for ease of handling and dust protection. Another criterion was that it should act as a 'photo plank'.

With that in mind, I was looking for inspiration. Browsing the internet, I stumbled across a photo of a small harbour. At that time, I did not know that its name was Porthgain – and only much later did I find out that there really was a railway there. This was a 3' narrow gauge industrial line connecting the Pen Clegyr and St Bride's quarries with Porthgain harbour, which operated from the late 1880s until 1931.

This inspired me to imagine a tiny harbour with a little railway that transports supplies to the ships (to be honest, more than one ship a day would be stressful!) and goods from the ships to the station, which is slightly further inland. There are also some passenger services on holidays and weekends to bring summer visitors to the nearby beach. And yes, the tide is always out at Mousehole…

Construction

The layout is built in a wooden box made of 4mm plywood. Only the front and the top are open (the front to look into the layout and the top to give light). The whole thing was just glued together – no screws were used. After spray-painting the outside black, the underside was glued to a sheet of 4mm cork. The corners of the wooden box are reinforced with L-shaped aluminium angle (also glued in place).

The footprint of the scenic section is just 65cm x 28cm. ***Photo by the author***

The inside of the box was spray-painted with white primer and then some light blue patches were added. As not much of the backscene is visible on the finished layout, this gives a reasonable representation of the sky.



0-4-0T *Excelsior* comprises a 3D-printed body, on a chassis produced by Mark Clark which is available from Locosnstuff. ***Photo by the author***

Details on the layout include this inquisitive herring gull. *Photo by the author*

The base of the landscape consists of several layers of styrofoam. For its use as a 'photo plank', the track had to be higher than the ground level. A camera has a certain height, so if you want the lens at the same level as the track (to avoid shots only from above) the track height has to be that of the camera at least.

Trackwork

Peco track with code 100 rail is the most common for O-16.5 modelling and is readily available. However, I wanted trackwork with more of a light railway look for my tiny locos and wagons. In one of the 7mm Narrow Gauge Association handbooks, there is a chart with sleeper dimensions and rail weight of the prototype, scaled down to 7mm. For a light railway, code 75 track would be more suitable.

As I am not (yet) able to build my own points, I had to look for an alternative. Peco offers code 75 Streamline OO track, so I removed every other sleeper from the points and about two-thirds of the sleepers from the flexible track. The sleepers are really too small but, as they are buried in sand, I hoped to get away with it – and I think I did. As there is not so much track, the rail joints were soldered.

Wiring is very simple. There is only a short section of track that can be isolated to park a loco. The Electrofrog points do the rest.

I decided to do without point motors. Instead, I installed Lenz O gauge point levers to change the points manually – something I had experience with on my previous layouts.

The track was glued to the styrofoam board with PVA. When the glue had dried, the track was weathered.

Setting the scene

Building the basic landscape was straightforward. The base was made from styrofoam, and the same material was used



The buildings were scratch-built using balsa wood. *Photo by the author*

to create the landscape – all in all, very light, and protected by the wooden box.

Heki structured foam sheets were used to build the walls. They were treated with several coats of paint, either as a wash or by dry-brushing. Individual stones were painted using varying quantities of grey and blue to create different shades. After applying washes the blue is not very noticeable, but it is there, and it makes a difference.

The tunnel mouth is an inexpensive plastic HO accessory. Astonishingly, it was still too big for 7mm narrow gauge, so it was cut down to suit.

The rocks were cast in plaster using a Woodland Scenics mould that is more than 30 years old. Some black acrylic paint was added to the plaster and mixed in, but not completely. When you pour milk into coffee or tea, you initially get streaks – that is the effect I wanted. The result is a grey rock with streaks in it. Treatment with different washes followed.

Detailing

I do not have a static grass applicator. Usually, the space I have to cover is not big



The off-scene section takes the form of a single section of track. *Photo: Andrew Burnham*

enough to merit it. First of all, I paint the ground green so that, if any areas remain visible (which they should not, but just in case), they would not be noticeable. Then I cover it with Woodland Scenics fine turf. The next layer is Noch or Heki grass.

For shrubs, I use products from MBRmodel or Silhouette. Some of the flowers are home-made from brass wire, paint, glue, and fine turf in different colours.



To blend everything in, some parts of the greenery were then dry-brushed.

To make the sand look less uniform, it was moistened and treated with thin washes, wet in wet.

The buildings were made from balsa wood, whilst the poster is a print of a picture taken from the internet.

Sounds… and smells!

Just for the fun of it, some special features were added to the layout.

It has two different sound systems. One is a cheap speaker with a USB stick, which plays the sound of waves rolling on the beach with seagulls squawking. To make it realistic, they are, of course, Atlantic ocean waves… these details make the difference!

The layout uses analogue control, but there is a small chip behind the scenes. This is connected to the controller so that whenever you turn the knob, you hear the 'chuff-chuff' of a steam loco. Yes, it is the same 'chuff' for all the locos, but nobody has complained yet.

The layout also has two different scents. One is a room fragrance called 'salty sea breeze'. The other is an incense cone that smells like a steam loco. I light one from time to time, and the result is usually a crowd of visitors standing in front of the layout and sniffing around with a glassy gaze. But the stuff is legal. Honestly!

Somebody mentioned that this all makes the layout a bit quirky. Yes, and why not? It is designed for exhibitions, and as long as it entertains the public, it is doing a good job.



The view through the 'mouse hole' showing an adapted Peco point. ***Photo: Andrew Burnham***

Presentation and operation

It is essential how you present your layout. I try (though not always successfully) to hide the technical equipment needed for running the layout and entertaining the public. There is also a plain tablecloth on the table behind the layout. All should be neat and tidy.

Much has been said about lighting. I would never rely on the lighting in the venue – I always have some lamps with me. The big advantage of separate fittings is that you buy them once and use them for all your layouts.

For some shows, I use a folding table which can be adjusted for height. It depends on what kind of show it is. If families with children are attending, I prefer a normal table; for shows with mostly older visitors, I use my folding table.

Part of the show is also the operator/presenter. He is part of the whole display. I normally like to dress like one of my figures on my layout. My preferred outfit is that of one of my loco drivers – it is always fun when visitors discover the figure somewhere on my display.

My little layout can be operated in a prototypical way, but to me, that seems to be boring for a long day at a show. So I introduced a little shunting puzzle – nothing very complicated, but it helps a lot to prompt conversations with visitors.

Creative fun

Building this layout was a lot of fun. I have tried to describe it as a creative process. Whenever I had a problem making something, I had a look on the internet and always found some inspiration, if not exactly the right answer. In most cases, I was able to adapt the ideas to meet my needs, instead of expecting to find the perfect solution.

Thanks to Andrew Burnham for taking the additional photographs.

Rolling stock is a mixture of 3D prints and scratch-built items. The couplings are from Zeunert. ***This photo and one at bottom of previous page: Andrew Burnham***





FROM THE ARCHIVE

A look back at RAILWAY MODELLER from 75, 50 and 25 years ago…

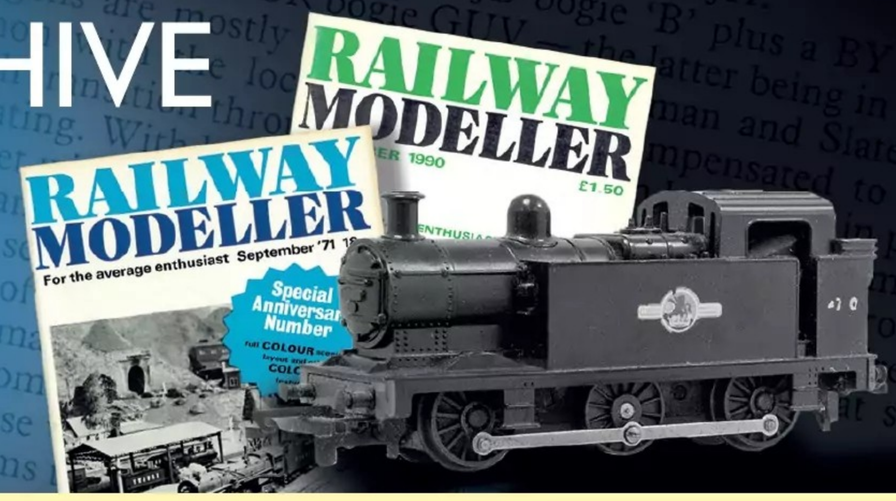

TOBY JENNINGS *delves into the RM Digital Archive to look back at historic issues of the magazine.*

75 years ago: August-September 1950



Cyril J Freezer certainly had a way with words. He opens his editorial in this issue with the self-deprecating comment: "By now I expect about half my readers will have asked themselves what sort of a chap this fellow Freezer is. Some, of course, know the worst already, and the rest just don't care." This leads to the observations that readers don't want to know about the modeller themselves, just about "what sort of models they make" and "we want your criticisms and suggestions. Without these, editing a journal of this nature is rather like trying to carve lumps out of a fog with a wet kipper."

It's a philosophy that we still try to uphold today, even if wet kippers aren't involved: that RAILWAY MODELLER should be a platform for sharing knowledge and advice. This issue contains many useful tips for beginners, even today: explanations of basic signalling and track layout principles; a simple method of making station nameboards in the 'Ten minute model' section; and ways of laying out a workbench. Do *not*, however, follow the advice in the latter to cover it with asbestos sheet against the heat of soldering!

The main layout featured is *Portreath*, taking the popular subject of a Great Western Railway branch terminus, but with something a little different in the form of a tramway, based on the famous example at Wantage and complete with scratch-built models of its diminutive locomotives, including *Shannon*.

This was also the issue in which the series of features on pre-Grouping company buildings switched to plans for layouts based on prototype locations – the early incarnation of Plan of the Month. The subject of this first instalment would become probably the most popular GWR branch terminus of all in model form – the compact but characterful Ashburton with its timber train shed.

50 years ago: September 1975



Five decades ago, the railway world was celebrating 150 years since the opening of the Stockton & Darlington Railway, the event that is generally held to represent the beginnings of today's rail network. To mark that occasion, the Americana Model Railway Club of Darlington constructed a superb 4mm scale layout representing the original route of the S&DR in the period 1825-1830, with scratch-built models of *Locomotion* and its sister engines, and even sailing ships at Stockton staiths. As reported in the February 2025 issue (where we also reviewed the new Hornby ready-to-run model of *Locomotion*), the group, now named Darlington Model Railway Club, has refurbished the layout to mark this year's 200th anniversary of the S&DR (see page 734).

The North East theme continues with *Hatfield Moor*, a 3mm scale model of a fictional North Eastern Railway station, together with scale drawings of an NER Fletcher Class '901' 2-4-0 and 12-ton high-sided goods wagon. On the subject of vintage transport, there is also a fascinating article about horse-drawn road vehicles – the sort of small but essential detail for a layout that, if researched fully, leads the modeller to all manner of extra knowledge!

25 years ago: September 2000



Railway of the Month this issue is *Ramsgate Harbour*, which fully deserves that accolade – not just for being a truly fabulous O gauge model of a long-lost station in the pre-Grouping era, set in 1907 with locomotives in South Eastern & Chatham Railway, London Chatham & Dover Railway and South Eastern Railway liveries, but because the track plan shows its fiddle yard to include a sizeable 'beer storage area'. Surely all layouts should have this?

More prototype locations follow, in the form of *Bala Junction-Bala Town* (N), *Fallgate* on the Ashover Light Railway (OO9) and *Holmfirth* (EM), followed by the fictional 7mm *Holiday Haunts* – or 'Hernia Bay' as its builders nicknamed it, because it was so heavy to carry and set up at an exhibition. *Wrangaton Junction* is a fictional but quite convincing OO gauge BR Western Region station in South Devon, while the news pages cover the major milestone in N gauge modelling of Bachmann acquiring the Graham Farish range.

RAILWAY MODELLER Digital Archive

The full RM Digital Archive is available to subscribers, details for which can be found on page 64a.

Part 2 – Preparing the artwork and starting assembly

Constructing BR Mk.I coaches in Gauge 1

New Zealand-based modeller **JOHN BOYSON** *continues his account of how he used 3D-printing methods to scratch-build a rake of BR Mk.I coaching stock in 1:32 scale.*

Model photography by the author

In last month's article, I outlined the 3D-printing methods I used to scratch-build a rake of eight British Railways Mk.I carriages in 1:32 scale (Gauge 1). Together with 3D-printed parts, the construction of the models also utilises metal for some components (either brass sheet or aluminium angle).

For the parts that are being 3D-printed, the Computer Aided Design artwork (the creation of which was described last month) first needs to be prepared for printing: I use an Elegoo Saturn printer, which comes with freeware (Chitubox) to do this. The software prepares the artwork for printing by:

- Making copies as necessary.
- Aligning and orientating the artwork to ensure that it lies wholly within the build plate, and to angle it so that, as far as is possible, it is self-supporting. (The closer to vertical it is, the better supported it will be. However, being taller means it will take longer to print.)
- Ensuring that any supports that are necessary occur on faces that are hidden or not prominent.
- Creating support scaffolding.
- Finally, slicing the artwork to create the layers for printing.



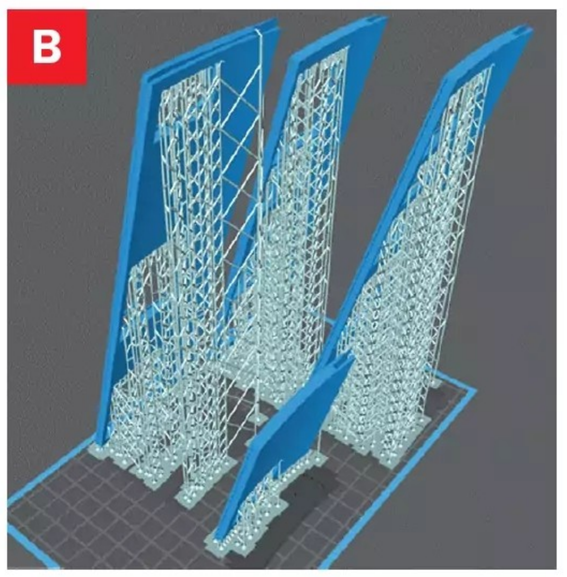



Photo A shows the cut carriage side sections downloaded as STL files and mounted on the build plate. They have been angled to ensure the scaffold supports stay clear of external faces. This also minimises the amount of scaffolding required, since most of the sides were self-supporting due to the steep angle. Photo B shows how the scaffold has been added, complete with platforms. The next job is to slice the artwork and then transfer the file to the printer ready to go. This particular example took 17 hours to print (photo C).



Examples of detail parts mounted on combined platforms connected with individual sprues (a single stem of scaffold) which has eased washing, curing and spray-painting.

The bogies

With the necessary parts 3D-printed, attention could now turn to the build sequence, starting with the bogies. These were fabricated with a one-piece main frame and independent bolster, which allows a small amount of sideplay. Sprung axleboxes were also incorporated. The bolster is connected to the bogie via swing links and secondary springs (as per the prototype). The purpose of this is to allow for lateral movement of the carriage bodies. This in turn assists in keeping the end gangways aligned and allows for

The completed coaches, crossing one of the viaducts on the author's garden line (RM October 2022).

Fig.1

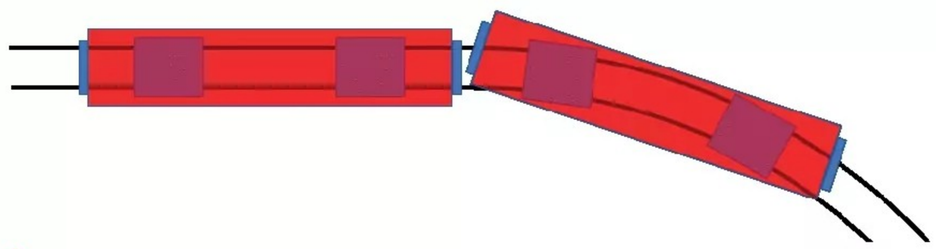

One carriage on a straight section of track and the second on a single radius curve, both with fixed pivot points on the bogies. The result is an ugly gap between the gangway connectors and bogie-mounted couplings. Both are very necessary in the circumstances, but unprototypical.

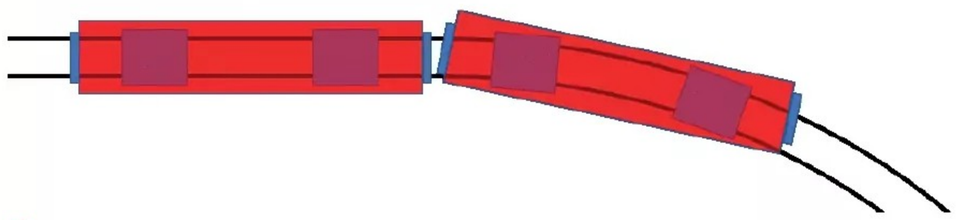

The second carriage is on a transition curve, the radii of which varies from infinity (a straight line) smoothly down to the radius of the main part of the curve. The result is a significant improvement on the first diagram. However, with the fixed pivot points, there is still some misalignment.

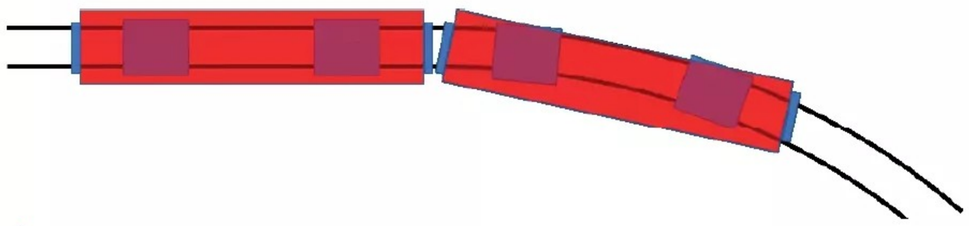

The bogies on this example are fitted with swing links and couplings mounted on the frames, to hold the ends in alignment (vital for the connecting gangways). The swing links between the bogie and bolster allow the underframe and body of the carriage on the curve to move sideways in relation to its bogies, to absorb the potential offset. (I have exaggerated this in the above diagram to better illustrate the action being performed.)



An underframe, completed bogie, and a display of all the parts needed to assemble a bogie. (The wheelsets are mounted in roller bearings contained within the axleboxes, which makes the vehicles very free-running.)

prototypical end coupling. Fig.1 illustrates the principle. Wheels were purchased from Slater's.

The underframes

The underframes were designed as four separate sections to keep within the limits of the printer (it can handle prints up to 200mm tall). However, within each of the four sections, most of the ancillary equipment was included in the print. This included brake pipework and cylinders, dynamos, battery boxes, voltage regulator boxes, and buffers in their retracted position behind the gangway.

With regard to the latter items, gangway-fitted stock normally relies on the gangway and central coupling to deal with buffing loads. Thus, the only time buffers come into play is when the carriages are coupled to non-gangwayed stock, particularly locomotives. Since my vehicles would be mainly coupled together as a rake, modelling the buffers in the normal retracted position meant they could be modelled solid.

A rigid non-prototypical drawbar coupling system with flexible connections holds each carriage at the correct distance apart. This means there is little longitudinal play between the carriages, which is entirely prototypical. A special drawbar with a loop on the end allows for coupling to locomotives, and also permits the stock to be propelled safely. The flexible gangways butt up against each other and provide cushioning to give a smooth unified motion to the rake, as the prototypes function.

Once printed, the underframes were butt-glued together in a jig to ensure they aligned perfectly. Two-part high strength Araldite was used, which, being resin, has a natural affinity for the resin prints.



The artwork for a standard frame. The green box in the background is the battery box, and the blue item to its right is the dynamo. On the far left, in purple, is the voltage regulator, whilst the orange apparatus is the brake gear. The companion central frame to this one omits the dynamo and regulator, but in all other respects is the same. So, to create the artwork for this, I simply made a copy of this section and deleted the regulator and dynamo: job done.



Sliding a bogie under the brake rigging and dynamo belt.

The underframes were then reinforced with aluminium angles along each side and brass floors. This added more rigidity and weight low down, where it was most needed. Again, Araldite was used to glue these.

Items added later included a dynamo belt, brake rods, end pipework and footsteps.

The bodies

The coach sides were created in four sections, for the same reason as the underframes. To create the curved tumblehome, an artwork master was developed using small blocks, each angled slightly differently and nudged onto the end of its

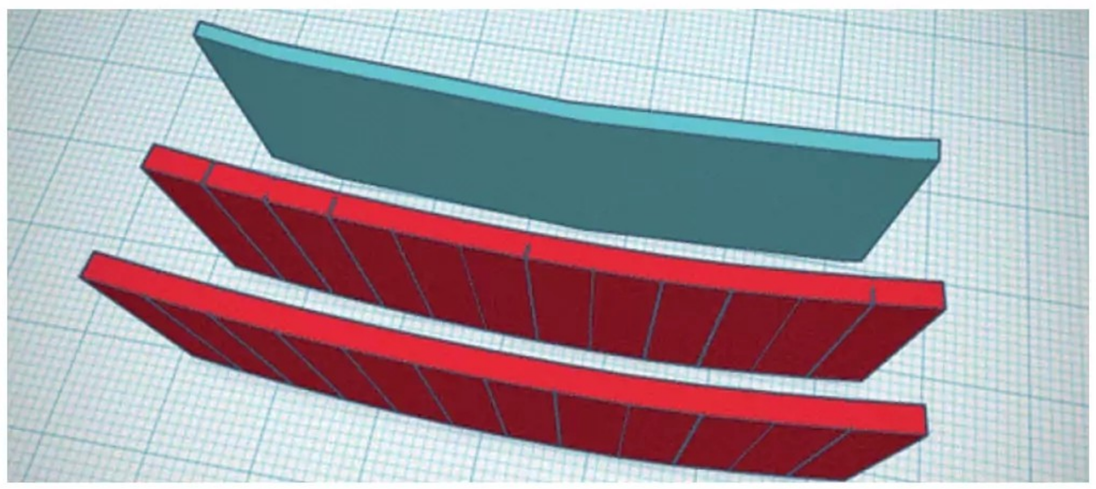

Bodywork artwork samples. In blue, at the top, is the best (supposedly curved) segment available from the software. The first attempt in the centre still has some gaps between the planks, which are evident. These have been closed up in the second version below.

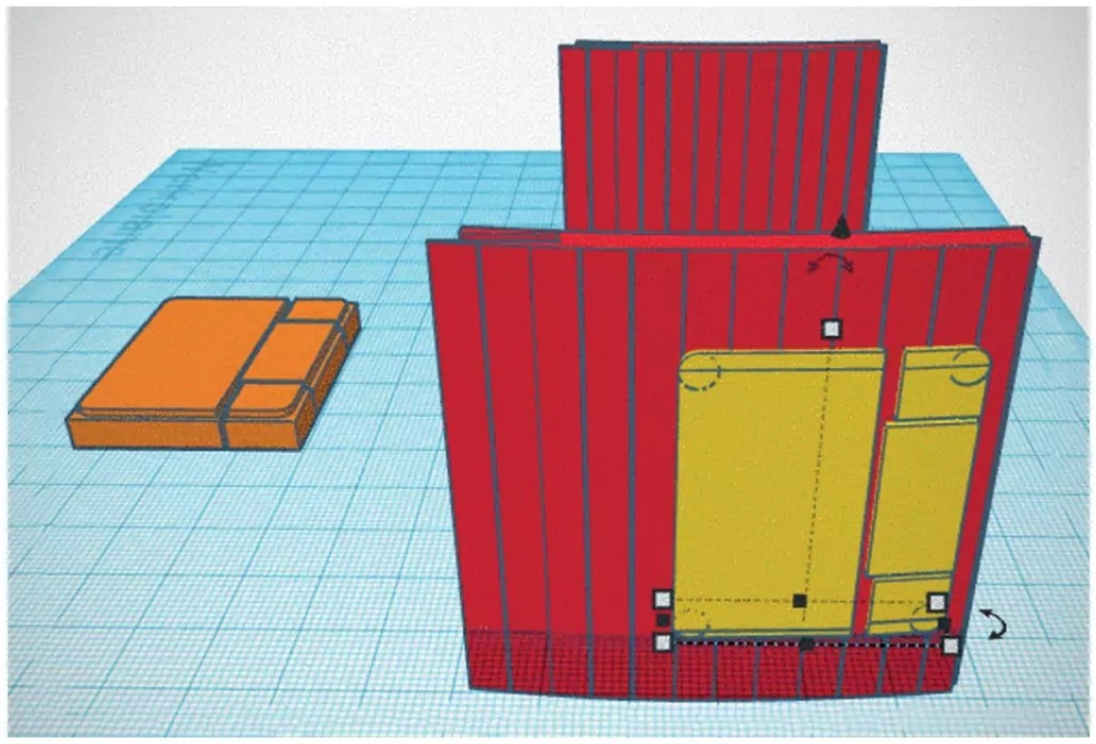

Window artwork under development: on the left, in orange, is the insert for a standard window, including toplight sections. Note the main panel and toplight are slightly angled to each other. On the right, the insert has been turned through 90° and punched into the bodyside master.

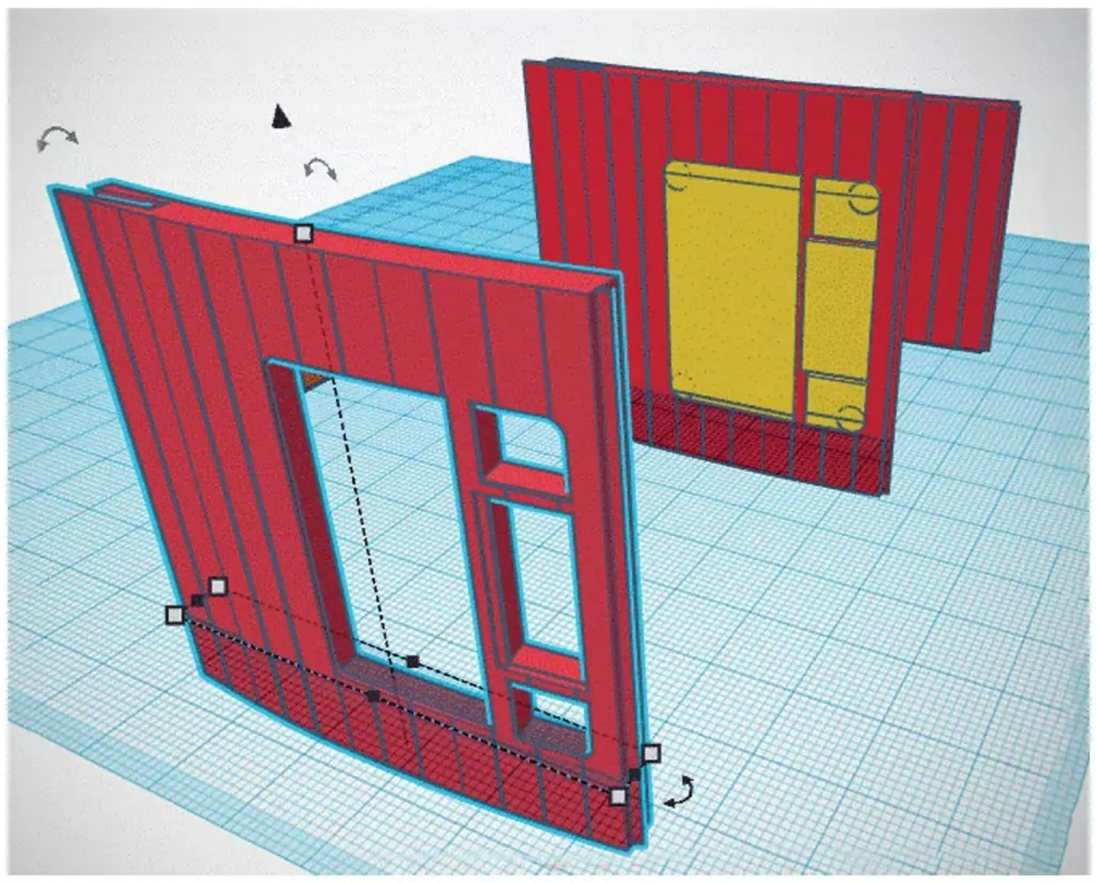

On the left, the insert has been made clear and then combined with the bodyside master to create the openings. (Note the slot cut into the base of the artwork for the angles connecting the bodysides to the underframes.)

neighbour. Once a reasonable cross-section profile had been developed, the units were merged and the combined profile was extended to the full length of the carriage.

Openings were then created for windows, together with sockets for protruding fittings. Recesses on the internal faces were incorporated to accommodate the window panes. Grooves representing door edges were also included in the artwork. Finally, a slot was included at the base to allow the sides to attach to the aluminium angles glued onto the underframes.

The coach ends were also printed at the same time as the sides.

Following printing, the side sections were glued together in a jig, in a similar manner to the underframes. Once the glue had set, the joints were sanded back to give a uniform and smooth surface.

Once complete sets of two sides and two ends were ready, they were glued onto the underframes (Araldite once again). To hold the parts together whilst the glue set, string was wrapped around the sides and ends to keep them tight to each other.

The roofs, which had been printed and assembled earlier (to be described in part three), were dry-fitted on top of the bodies to ensure everything was square. Once I was happy, the



String wrapped around the four body components to pull them together, and the roof mounted to ensure all is square.

roof was removed, and straight edges were clamped to the top of each side to ensure they stayed straight whilst the glue was setting.

Painting and windows

This was where the first problem was addressed. The feather edges on the outside of the grooves in the base of the sides, which were supposed to fit onto the aluminium angles, had all flared outwards following printing (possibly caused by residual resin left in the grooves). Thus, the base of each side had to be sanded down to obtain a smooth finish. More Araldite was needed to fill areas where the glue had not penetrated as well. This was a time-consuming process, but important given the prominence of the sides. Once I was satisfied with the initial finish, the sides were sprayed with a primer. This, inevitably, showed up more imperfections, which also had to be filled and sanded. This process was repeated until I was finally happy.

Details such as door hinges were added at this point, and the bodies were re-primed. Finally, two top coats of maroon were applied.

After coating the bodysides with a gloss varnish, transfers were applied as appropriate. The bodies were then given a light satin varnish spray. Care was needed at this point, because varnish sprays can attack the transfers. I find four light mist coats, allowing an hour between coats, seems to work to seal the transfers



The BSK (Brake Second Corridor) fitted with hinges. An old sheet was folded underneath to make a soft cushion for the hinges on the other side. Also note the instep under the guard's door in the centre of the carriage.



A finished side together with an archive photo used for reference.

without damage. Where occasional wrinkling did occur, gentle prodding with a cocktail stick and/or finger as the varnish coat hardened would push the transfer back down into place. Trial runs with spare transfers were carried out beforehand, to get the technique right before committing to working on the finished models. This proved to be a wise decision.

With the transfers in place, the door bump stops and destination board brackets were then added. These were all 3D-printed and were located with lugs that fitted into holes included in the original prints. These were pre-painted and added at this stage since some of them overlaid the lining.

The ends were also detailed with various fittings and gangways. The gangways were created with a 3D-printed end plate and two heavy-duty black paper strips, the latter concertinaed to form the sides. These provide a small amount of springing to the gangways. The canvas top was made from an elastic cloth.

The floors were painted grey to replicate the linoleum used in the period, whilst the interior walls were painted brown.

The last job was to add windows. These were formed from sections of 1mm thick polycarbonate sheet. I buy this material in bulk as a single sheet measuring 1.2 x 2.4m. This is then cut into more manageable 600 x 600mm pieces. These are then cut into the sizes needed for the individual windows within the rake. (All this cutting is done quickly and easily using the 3-in-1 cutting machine I described in my *Modelling viaducts in Gauge 1* article published in the October 2022 RM.) The cut panes slotted into recesses let into the carriage sides. Once the panes were fitted, they were locked into place with printed internal frames.

Next month

In the third and final part of this series, John will explain how he constructed the roofs and interior details to complete his rake of coaches.



The buffet car with transfers applied.



The Corridor Composite (CK) with end details added.



A gangway fitted to a carriage end. (Note the retracted buffers, which should never meet when coupled coach-to-coach.)



Here, two gangways are shown mated with a drawbar locking pin being pushed home to complete the coupling under the gangways. This system allows easy coupling and uncoupling without having to reach under the gangways.



An SK (Second Corridor) with glazing fitted to one side. Note the differing angles of the door window panes. This was necessary on the prototype to allow these windows to slide down within the curved bodyside. The toplights are also on a different alignment to the main windows, to follow the curved profile of the bodyside. The opening ventilation toplights are recessed to allow them to slide behind the end toplights. (Note that the toilet window still needs to be made translucent as per the prototype.)



MICRO MARVELS

THE SMALL LAYOUT GALLERY



Helland Wharf

Layout photography by Andrew Burnham

MIKE WALKER *has recreated a small stretch of the Wenford Bridge branch in Cornwall, home of the famous Beattie well tanks, in OO gauge.*

The 6¾ mile branch from Dunmere Junction to Wenford Bridge, along with the line from Wadebridge to Bodmin, opened in 1834, making it one of the earliest railways in the country. Being built so early, it suffered from light track, tight curves and some steep gradients. As a result, it gained something of a celebrated status with enthusiasts as the home of the last three Beattie 2-4-0 well tanks, which outlived their sisters by some six decades, being deemed the only suitable motive power. Unsurprisingly, photographers flocked to this remote corner of Cornwall, not least the late Peter Gray, who took many pictures of the line.

It was one of these taken by Peter on 13 July 1961, showing No.30585 squeezing between the cottages and crossing the road at Helland (midway along the branch), and the availability of the exquisite Kernow Beattie well tanks, that inspired me to try to recreate the scene in miniature. Originally it was to have been no more than a diorama to act as a test piece and 'photo plank' but, with the encouragement of a friend, it became a fully functional, if simple, layout small enough to be transported in a mid-size hatchback to exhibitions.

Simple construction

The main section of the layout is constructed on a 1200mm x 250mm shelf from Homebase, with matching 600mm shelves each end for the staging areas. All are braced with timber underneath for

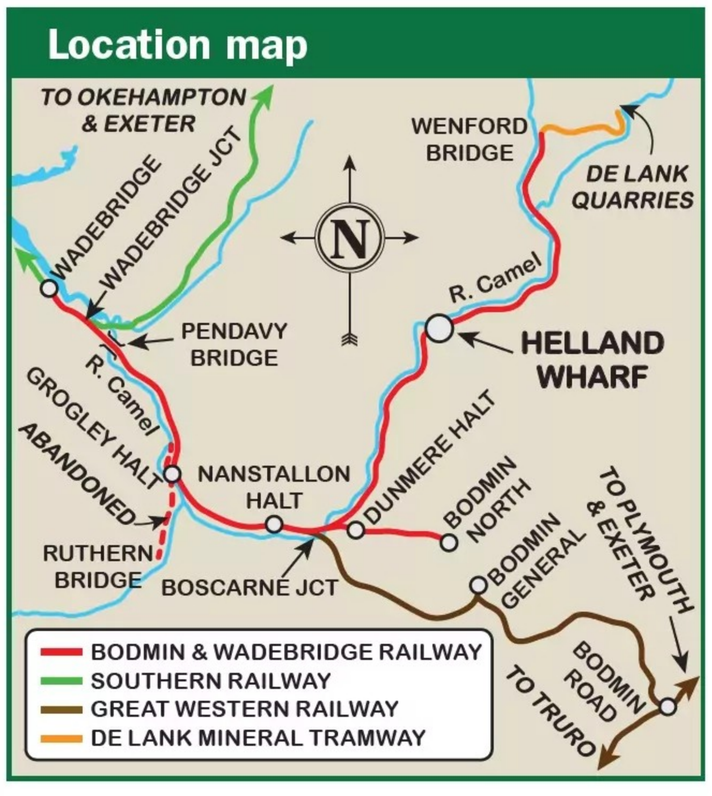



Beattie 2-4-0 well tank No.30585 slips through the gap between Hollyhock Cottage, on the left with the vegetable garden, and Cobblers Cottage on the other side.



The photo of the real No.30585, approaching the level crossing at Helland Wharf in 1961, which inspired the layout… ***Photo: Peter Gray/Great Western Trust***

…and the same scene recreated on the model. Figures have since been added to represent the family in Hollyhock Cottage, waving to the passing train.

additional strength and to prevent warping. They are aligned with the excellent dowels from DCC Concepts and simply bolted together. The track is Peco code 75 bullhead laid on 3mm cork sheet with a single medium radius left-hand point. As I believe in keeping things as simple as possible, this is worked manually from the baseboard edge, using a simple brass bar between guides with a pin soldered into it to engage with the tiebar. As the line was always worked under the 'one engine in steam' regulations, the electrics are equally simple: no Digital Command Control, just good old-fashioned analogue dc with a single section covering the whole layout.

Building the cottages

The first parts to be constructed were the two cottages. Whilst both still stand, one at least has been modernised, but there are so many photographs taken during my chosen timespan that I was able to draw them up prior to starting work. The shells are 2mm card covered with embossed plasticard for the exposed stonework, whilst the rendered areas use Scalescenes stucco sheet. The roofs are covered with Scale Model Scenery weathered slates, which I find to be excellent, particularly the way the moss and lichen is portrayed. The windows were printed out onto self-adhesive labels and cut out using a very sharp, fresh scalpel blade.

Whilst I have included internal floors and walls to add strength, I've not bothered to furnish or light them, apart from adding the staircase and its central carpet in Hollyhock Cottage, which is visible through the open front door – or it would be, if you could actually view it from that angle on the layout.

Hollyhock Cottage has a well-kept front garden, whilst at the back is a vegetable patch with some potentially prize-winning crops growing. Initially, I obtained cabbages and cauliflowers marketed as 'HO', but these were oversized, so they were replaced with the 2mm scale equivalents, which even so are a little on the large side.

In the accompanying photographs, the one thing missing is the family group in the front garden waving to the passing train. I'd

Scenic dimensions: 120cm x 25cm. Each grid square = 30cm x 30cm.

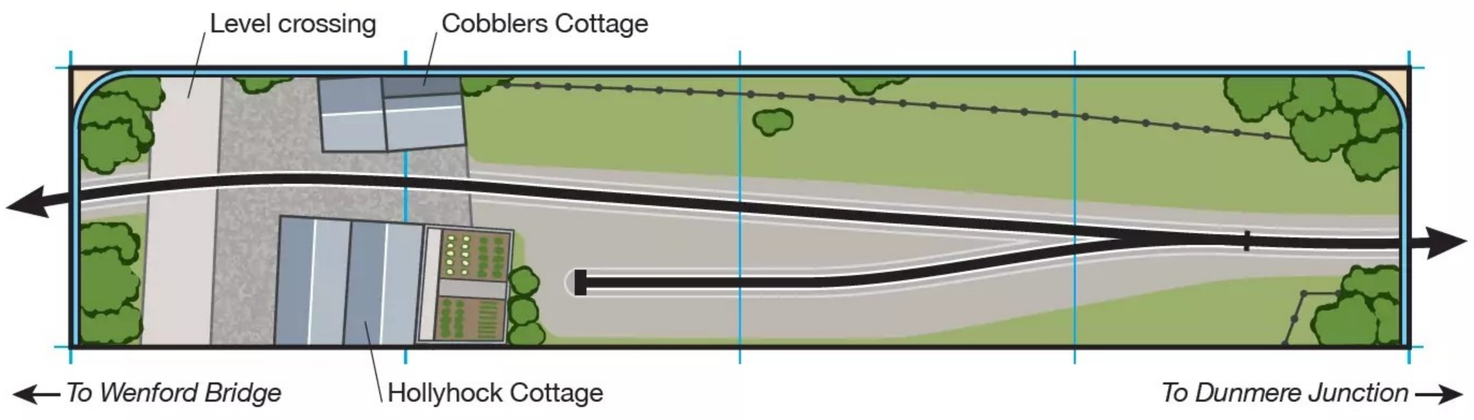



▲ **No.30585 is a ready-to-run item by Kernow Model Rail Centre, while the china clay wagons are Bachmann bodies with Parkside chassis.**

been looking out for suitable figures without success, but at the Chatham show a very generous visitor, Eric Coster, found some perfect items in the Monty's range and donated them. If you happen to be reading this, thanks once again. They have now been painted and have taken up their positions.

A photographic road!

One feature of the model that generates considerable comment is the way the lane appears to disappear seamlessly into the backscene. This was the main thing I was aiming for, as I find it unconvincing when a road transitions abruptly from the 3D foreground into the 2D backscene. To achieve this, I took a screen shot of the actual lane from Google Earth Street View. This needed little work to back-date it, apart



▲ **Both cottages were scratch-built from photographs using card and plasticard.**



◀ **Class 03 diesel shunters replaced steam traction on the Wenford Bridge branch, but proved underpowered for its gradients.**

from removing a modern traffic sign, and then it was a matter of printing it out to the correct scale, which took several attempts before I was happy. The result is that the disappearing lane is a single print from the rails at the crossing to where it blends into the backscene. It does make a sharp upward curve to the vertical near the end, but again, this can only be seen from angles which are not usually viewable. From the normal viewing position, it looks totally convincing, helped by a convenient tree in the garden of Cobblers Cottage. All that was needed then was to match the lane in the foreground in front of the cottages. For this, I used very fine wet-and-dry paper, which was painted with acrylics and dusted with weathering powders until a satisfactory result was achieved.

The rest of the scenery is quite conventional and gave me the opportunity to explore the possibilities of static grass. Fortunately, the line passed through the heavily wooded Camel Valley, and therefore trees could be used to disguise the exits at both ends. The trees are home-made, using the well tried and tested method of wire armatures coated with modelling clay and various shades and grades of foliage applied.

Locomotives and stock

Motive power consists of all three Beattie well tanks; No.30585 wears the early emblem whilst Nos.30586 and 30587 have the later crest. These are either the original Kernow models or, in the case of No.30586, the recent EFE Rail release. All are superb, and I find they run reliably and down to a crawl – important on a line that had a 10mph speed limit. In reality, No.30586 was rarely seen on the branch, spending most of its time as station pilot at Wadebridge. This was because its water filler was higher than on the other two, and it was tricky to take water from the tank at Pencarrow as a result – but in my interpretation, it gets equal billing.

The Beatties are supported by Heljan '1366' pannier tank No.1368 – Nos.1367-1369 were transferred to Wadebridge in late 1962 to replace the Beatties. Finally, a Bachmann Class 03 represents the diesel era. This is currently D2383, but renumbering to D2183, of St. Blazey shed, is on the 'to do' list.

Rolling stock is a mixture of ready-to-run and kit-built, with the china clay wagons being Bachmann bodies on Parkside chassis.

Operation

It might seem that a simple single track with a siding would not offer much operational interest, but in fact it does. I normally run a sequence which starts with a mixed goods going up the line to Wenford Bridge, then returning with loaded clay wagons. This is followed by clay empties heading for the Wenford dries, and finally the mixed goods returns, pausing to exchange a wagon or two with those in the siding. This was lifted in around 1960 after several years of disuse, but I apply 'Rule 1' to keep it in operation. This cycle is repeated several times, each taking the period forward with a different locomotive, ending with the start of the diesel era. The layout is quick enough to erect that it can be set up and operated at home on a wet afternoon.

One question often asked is why it was called a wharf when the railway was some distance from the River Camel, which in any case isn't navigable at this point. Being built so early and not being connected to any other line for many years, I can only assume that the Bodmin & Wadebridge Railway created its own terminology. It started from the wharves at Wadebridge, so it presumably simply applied the same term to all its sidings.



A man with a flag stops traffic for the train to cross the road. This view shows how the photo of the real road allows the model roadway to blend almost seamlessly into the backscene.

Forthcoming exhibitions

Helland Wharf's next public outings are at Cambridge on 13 September, and the Loddon Vale MRC exhibition on Saturday 27 September, at St. Peter's Church Hall, Church Road, Earley, Reading RG6 1EY. It is also booked for the Slough & Windsor Railway Society exhibition at the Burnham Park Hall, Slough, on 26 & 27 October, after which it is at Newbury on 2 November, High Wycombe on 9 November and Maidenhead on 10 January 2026 – I hope to see you there!

The siding was in reality closed and lifted before the appearance of the '1366' pannier tanks.



Part 3 – Scenic features and exhibition changes

James Street extended

STEVE WRIGHT *concludes his detailed account of the alterations that have been made to this mammoth N gauge layout.*

Photography by Michael Bird Photography except where credited

The extensions to *James Street* (as outlined in part one – RM July) needed a lot of new buildings, and I trawled through lots of books and around the internet to find things that would be appropriate. Where I originally used a range of kits to get the layout populated, I now much prefer to scratch-build buildings to suit a location. Overuse of the same kits can make for layouts that all look alike, so if I do need to use a kit, then it's usually heavily modified, and normally only used because it is similar to the building I want to make. The DPM buildings are particularly good for this, as are some of the American and Continental kits. A lot of UK kits, with the possible exception of Metcalfe, are of very small buildings, whereas I prefer to use larger ones to fill big spaces more easily.

New buildings and structures

The original cathedral (adjacent to James Street and Kendall stations) was rather too large, and it has been replaced by a smaller Continental kit that I found ready-made at a show a few years back, and which now looks more harmonious in the setting. The large



A recent addition is this church, which replaced a cathedral model that was considered too large for its location on the layout.



An EE Type 3 with a parcels train passes over a local passenger service, as an EE Type 1 shunts the yard. ***Photo: Geoff Helliwell***

building by the new oil terminal was made from Kibri kit ref.37223 (described as a 'factory building of Wilhelminian time'), combining the front and back to make a longer low-relief building.

The oil tanks at the tank farm came from Kibri and Walthers kits, combined with pipework in plastic to give an impression of such a facility.

I have made extensive use of Scalescenes papers and cardboard shells in recent years, as I find they give good results. I have used these kits to make up most of the new parcels station and locomotive shed on the extension, plus two of the firm's Air Raid Precautions signal boxes – extended to fit at each end of the new yard. As a counter to my wiring of Dave Cooper's *Brickmaker's Lane* layout, I loaned him my new Cricut Maker 3 and he designed and produced a suite of kits for the large granary buildings on the quayside, and the gasworks. The latter was based on the surviving one in Launceston (New Zealand, not Cornwall) but this appears to be fairly typical of gas retort houses. It was also of a size that fitted the site I had planned for it.

The grain mill and grain store-cum-office building came from Felixstowe, with the addition behind it of a typical corrugated low-level warehouse. This was going to be a two-storey Victorian warehouse based on a London docks original, but the temporary version was too tall for me to see the pointwork behind it, so that meant it needed to revert to a single-storey building. This is one of the benefits of making temporary models!

The oil loading roads were made from a number of Walthers 'Interstate fuel and oil loading' kits, while the banana shed is heavily based on the one at Avonmouth docks, and made entirely from plasticard. I wanted somewhere to show coal loading, and while there were many different types around the coasts of the UK, the coal tips at Barry No.1 docks fitted the layout design well. These too were scratch-built entirely from plasticard.

The coal loading building at the colliery was found on an internet search, and again was of a good size to fit my available space.



The oil tanks at the tank farm, which were constructed using Kibri and Walthers kits as the basis, with various additions.

Dockyard features

The original dock used Faller cranes, but these were modified by Martyn Daw quite early into the layout's time on the circuit, with better jibs and cabs from Scale Link/Fretcetera. These modified cranes are still used in the 'old' dock. However, the introduction of the DAPR cranes (www.dapr3d.com), which are quite exquisite bits of 3D printing, made them the

A parcels railcar passes one of the two ARP signal boxes that are sited at each end of the new freight yard. ***Photo: Geoff Helliwell***



The buildings at the gasworks were designed as 'kits' by Dave Cooper and produced using a Cricut Maker 3.



The large grain mill building was constructed from scratch and made extensive use of Scalescenes 'download and print' products.



The old dock, with its single-storey corrugated warehouse. The cranes are modified Faller items.

choice for the cranes on the new dockyard; these cranes also give a vertical lift to the scenery. Martyn has made an excellent job of putting these together, along with many new ships. These include a collier, a refrigerated ship (reefer) for the banana cargo, and several general cargo coastal ships for timber and miscellaneous traffic. Most have been converted from either the ex-Frog (now Ark Models) *Shell Welder* or Revell North Sea Trawler kits, using the hulls and some fittings, but mainly scratch-built superstructures and details. They also have added detailing parts, such as 3D-printed anchors, and stairway and life-saving equipment.

Vehicles

I bought a number of bulk lots of second-hand vehicles from an online auction site to fill up some of the areas of the layout that had always looked a bit bare. Martyn took these and drilled a hole in one wheel of each, into which a piece of brass rod was inserted, this being used to fix the vehicles to the layout (using superglue on the rod and the wheels). This seems to have been largely successful in keeping them all in place.

Previously, setting out and removing these vehicles was a long job for someone at a show and, of course, one usually got missed, only to fall out as the boards were packed away! The biggest omission is people, and we need to place many more of these to make it look a bit busier. Most of the platforms have been done – it is now just the station environs and the streets that need a bit more life. We have debated how many people would be seen out and about during the working day in the period we model, and cannot come to any firm conclusions. We will start small and keep on putting them on until it feels right. Similarly, many of the buildings along the front of the layout could do with gardens, etc., and this will be done over the coming years, although given that the layout is well received and has won many awards, it does make you wonder if it is all worth it?

Clear instructions

The operating team used to complain to me that I was the key blocker at setting up and taking down times, because I was the only one who knew about how things went together. I spent a lot of time working with Dave to get this information out of my head and onto paper. We ended up with about a dozen sheets of A4, separated into key tasks, which were all placed in a dedicated 'Layout File', which travels with us all the time. There are also separate laminated copies to be used by the team when setting up and taking down the layout. The main areas covered are:



The oil loading roads were made from a number of Walthers 'Interstate fuel and oil loading' kits, heavily modified to suit.



A close-up view of one of the coal tips, based on former examples at Barry No.1 docks and scratch-built from plasticard.



Inspiration for the coal loading building, which straddles the colliery sidings, was found online. *Photo: Geoff Helliwell*



The new section of dockyard features exquisite 3D-printed cranes, together with a number of new vessels.

• Setting up the support structure – this is an A4 drawing of the structure, with each of the parts labelled to match the labelling on the actual item.

• Erecting the layout – this process has 25 steps and includes a break at step 16 where multiple tasks can be done at once, meaning the setting up can be accelerated. At this point, key things need to be done before continuing, such as installing the stock in the original yards and on the main lines, because, as noted earlier, none of these can now be reached easily once the extension boards are in place.

• Finishing details – these cover adding those buildings that cannot be fixed down because they straddle board joins, or are too high for the transit boxes. It also covers installing the cameras and remaining stock. There is a plan of where things go, along with everything being lettered clearly in both the storage boxes and on the layout.

• Dismantling the layout and loading the van – this was a key area where we used to run into problems. At the end of a show, time is usually tight, and we needed to be sure we could get everything into the van quickly and efficiently. At one or two shows it was a case of more haste, less speed, as we lost valuable time putting the wrong boards in at the wrong time, so this needed to change. Our record was under two hours, our worst almost double that!

A slick operation

After a couple of trial runs, we now have the set up and take down sequences more organised, and have one person dedicated to making sure we follow the list. We can normally set up in five hours, although we prefer to have longer if possible so that we can get the layout completed and then relax, preferably with a meal and a pint in the evening.

Dismantling normally takes around three hours, from close of show to driving away, although this is dependent on the circumstances at each show. Sometimes, we are delayed by not being able to get the van back immediately after closure to get the travelling boxes out, but exhibition managers are normally very co-operative in helping us manage this.

We also made an operating guide for the two-track main line as we lost our normal operator, Stuart Atkins, due to other commitments. The guide shows which buttons to press to set or reset routes, and also what these routes are usually used for. This helps a new operator understand how to do something, and why. We had previously done this with the four-track at the time of the Warley NEC show in 2017, where some of the team hadn't even seen the layout in full operation mode. Nowadays, these operators don't need the sheets, although they are always there if needed.

Expanding the operating team

When we first exhibited the layout, at that 2017 Warley show, the team was very new and most had met each other on the first day of the show, which was certainly a baptism of fire. In the case of Nigel Stimpson, it was literally as the show opened! Fortunately, we all gelled straight away, both on the layout and socially, which was good news all round. We have managed to keep the same basic team since then, with others standing in at times when we were short.

After a lot of advertising on the N Gauge Forum and at shows, we have recruited some new operators, but it takes time to get up to speed, so the guides mentioned above have helped with that. Darren West is now in Stuart Atkins' old spot as two-track operator, while Paul Winters has mastered the outer four-track lines. Rob Elliott has made a good job of mastering the new outer yard, its parcels depot and connection to the dockyard, and a number of new movements are now possible that aid the flow of trains around the layout. Michael Bowler was invited in for a look in the inner operating well at Abrail 2024, stayed for three hours and is now the team's newest member. He has also grasped the two-track role, so he can now share this with Darren. We are a widely spread group, only one of whom resides close to my home in south Essex. The rest of the team come from all over the country including Norfolk, Harwich, Leighton Buzzard, Bognor Regis, Cannock Chase and Hook Norton.

Having a large team (eight normally, but we could use 10 to give us breaks) is good, as I can now see the layout operating as I envisaged when I started building it back in the 1990s. I'd really like to thank all of my operating team for their hard work at exhibitions.

Future plans

I now regard the layout as largely complete. However, who knows what might happen in the future – the team have learnt never to give me any ideas…



James Street operators – back row (from left to right): Dave Forbes, Mike Bowler, Martyn Daw and Paul Winters; front row: Jeremy Skelton, Dave Cooper, Steve Wright and Nigel Stimpson.

Through the Railway Room Door

Archenfield

This article could equally well be labelled 'Through the Railway Room Wall', for with limited space to build a layout, **JANET & NICK NELSON** *constructed their OO gauge model at head height, tunnelling from room to room via a linen cupboard and over the top of the stairs.*

Photography by Ian Manderson except where stated



Janet at the Archenfield Junction control panel.

"I can still remember my very first RAILWAY MODELLER," recalls Nick Nelson. "It was the August 1963 issue, and the Railway of the Month was *Borchester* by J F Webster. It was beautiful! The track was ballasted, and there were signals and telegraph poles. Above all, there was a complete little town, with lots of houses, a church, a school and all sorts of shops.

"I was deeply impressed and resolved to do the same. Previous layouts with Tri-ang Super 4 track and Minic Motorways just did not cut it any more. Various attempts followed, including, with several schoolfriends, a wildly over-ambitious Great Western Railway Ashburton branch, with all three stations, plus a Brunel viaduct thrown in for good measure. None of them came near *Borchester* standards."

Nick's wife Janet takes up the story: "When we got married, I adopted an 'if you can't beat 'em, join 'em' approach, and so started to look at trains in a new light. We bought a house that even the most optimistic estate agent would class as 'compact'. After doing it up, we had three very small bedrooms, and there just seemed to be nowhere to put a railway. However, by the time our children reached the ages of about eight and 10, they too were hankering after trains. Then came the 'eureka' moment. While the rooms are small, the height is quite generous. Perhaps we could install a railway at just above head height? We could view and operate it by standing on decorators' step-up stools."

Nick explains further: "Clearly, the children would want a station in each of their bedrooms, and be able to send trains to each other. Being able to just watch trains run around was another must." Janet adds: "I drew the line at having lines in our own bedroom, though!"

Nick continues: "So there would have to be return loops. There was just room for a loop in our son's bedroom, but no chance in our daughter's room. The railway would have to extend through the linen cupboard and over the top of the stairs.

Tunnelling through sandstone

"Once a plan looked viable, we set to work. The most challenging civil engineering project was a double track tunnel through an 18" thick solid sandstone wall. I had a very long 22mm masonry bit that had been used for putting pipes through walls, so I



Archenfield Junction station seen from the western end, with the I K Brunel hotel just behind. A statue of the great man in is the station square. A passenger train is departing for Dancing Green and Gloucester, hauled by Churchward Mogul No.4321.



thought if I drilled a matrix of holes, I could knock out the rest with a chisel.

"Sandstone is funny stuff. You can go through 6" of it in seconds, then come to a section that is so solid, you make no progress at all. Then the 22mm bit broke, and I was so surprised that I dropped the drill, which fell straight through the bottom of our daughter's wardrobe and landed in a pile of splinters on her bed. She was not amused to start with, but mellowed when she found how much telling the story to her schoolfriends increased her street cred. Finally, a friend turned up with a Hilti gun and made a 4' high pile of rubble in the middle of the bedroom carpet. Job done!

Andy Marshall works in his timber yard down by the wharf. The 17th-century market hall is based on others in the Forest of Dean.

"Baseboards were conventional for the time (25 years ago) with chipboard on 2" x 1" framing."

Janet adds: "The baseboard bottoms and edges had to be covered with MDF and decorated to match the rest of the room. At first glance, you hardly notice anything odd. Where the line runs though a wardrobe, it

The section of the layout in the second bedroom, with Archenfield station and the Marcle St Bartholomew reversing loop above. ***Photo: Nick Nelson***





The old dc sectionalised control panel at Dancing Green is about to be replaced by a much simpler panel that operates the points and signals only.

has a perspex cover to keep the clothes from getting tangled with the trains."

Thinking ahead

Nick continues: "The area above the stairs is quite hard to access, so the tracks were laid very carefully before the baseboard was hoisted into place. The big tunnel through the wall was also built with a pre-made wooden lining, just large enough to get an arm in for cleaning the tracks. All the track is Peco code 100, with dead frog points, the best you could get at the time.



The baseboards are installed just above head height, so for viewing and operation, step stools are used.

"This was before the days of Digital Command Control, so careful thought was given to how to arrange the track layout for an uninterrupted run without the need for a dc polarity reversal switch in the loops. If you look at the plan, you will see that each station has a 'centre' section, separating the two outer lines, and that is where the polarity was switched. Lots of track sections were provided for train isolation."



There are numerous tunnels on the line, including one that goes right through a wardrobe, protected by a perspex cover.

Janet says: "There was great celebration when the first train ran all the way round and only fell off a couple of times."

The railway declines...

Nick says: "Once the track and electrics had been fine-tuned, we could move on to the scenery."

Janet adds: "I really enjoyed that bit, and discovered I was quite good at trees, curtains and precision painting. We did the

Barclay 0-4-0ST No.705 shunts a few wagons on the Archenfield Wharf siding. Wye Navigation narrowboat No.4 *Ruth* has a load of coal ready to take to the riverside wire works downstream. Some steps behind the church lead up to the entrance to Archenfield Castle. Following a slight problem with death duties, the castle is now maintained at public expense, in return for a few draughty rooms being open to the public.



Archenfield locomotive depot. Behind is the tunnel that dives under Archenfield town. A 'Dean Goods' 0-6-0 with a coal train from South Wales is held at the signal.

ARCHENFIELD

Overall dimensions: 21' 0" x 20' 6". Each grid square = 1ft x 1ft.

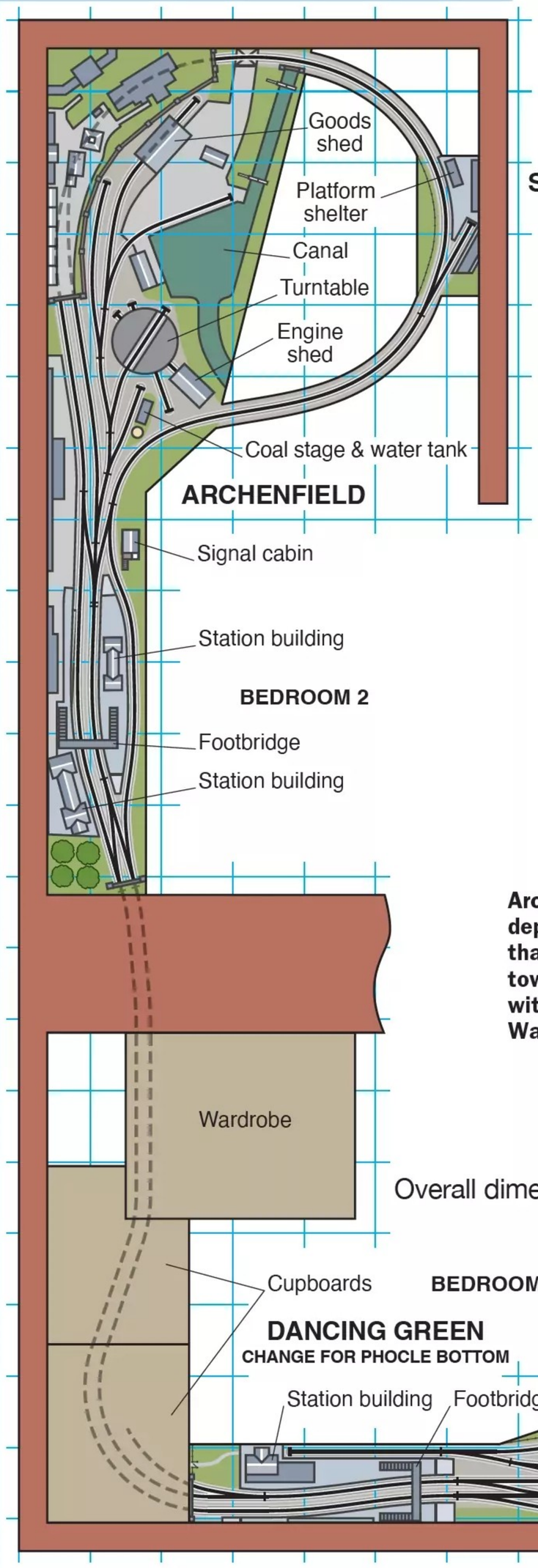



The station nameboard at Marcle St. Bartholomew is almost as long as the platform. It serves workers at the famous Easton's Cider Works, which also has a short loading spur.





The eastern end of Archenfield Junction station. The double track heads south towards Monmouth, while the single track line heads towards Hereford. Platform 2 is signalled in both directions, for Hereford trains heading westwards, and Gloucester trains heading eastwards.

A lifting accommodation bridge over the canal. The sharply winding course puts a limit of 55' on the length of the boats, which are thus known on the cut as 'Wye Shorties'. The water is remarkably clean, with water lilies, bullrushes, ducks and swans.



station in our daughter's room first, and it looked really good.

"Then, after a few years, our children lost interest. Our daughter in particular was not very happy that visiting boyfriends paid too much attention to her railway."

Nick confirms: "Trains ran only on special occasions for almost 25 years. Then, one day, I received a letter from Matt Hancock, the Health Secretary, telling me I was not to leave home for 12 weeks! Lockdown had become lockup. Fortunately, I was able to work from my home office, which had metamorphosed from our daughter's bedroom. Every day, I would look up and think how nice it would be to do a bit of modelling."



...and is revived

Janet continues: "So, we set to work on the scenic development of the other station. We had sketched out plans from years before, but scenery technology had changed completely! The realism was so much better, with the buildings having much more depth; the people have faces, you can read the little signs, and above all, the grass stands up straight. I just love doing the grass! I was once upon a time a canal engineer, so really enjoyed making the lock, the wharf and the two canal boats."

Nick adds: "It turned out that control technology had changed completely too. We switched over to DCC by wiring all the track sections together, and installing three auto polarity changers, one for each station and one for the turntable. Chips were fitted to the old locomotives, and new ones bought. We started using an app on our mobile phones to control the trains. This makes it much easier to move from room to room. We fitted one locomotive with sound, as an experiment."

Of the latter, Janet says: "Guests love the chuffing sound, and the various whistles and clanks. All the locomotives will have to be fitted now. Nick has installed 'bells' in the church tower. All the members of our parish

Cider apples being hoisted from a tumbril into Henry Easton's factory. One hopes that he has carried out a risk assessment.



Churchward '1361' Class 0-6-0ST No.1363 is stabled on Archenfield shed while 'Dean Goods' 0-6-0 No.2475 passes on the main line.

church tower team have come to hear them."

Says Nick: "Then came the problem of signals. The servo motors of Dapol junction signals are too deep for 2" baseboard framing. The depth had to be increased wherever there was a signal. We had decorators in to make everything tidy again afterwards, and of course, they all had to have a go at operating a train.

"By now, we had a complete town, and it was the closest I had got to my old hero *Borchester*. The period had been set to vaguely '100 years ago' and the place to 'somewhere in Herefordshire', strictly GWR. As we added detail, some visitors remarked that we perhaps ought to see if RM was interested in a description, so here we are."

Bachmann '4575' 2-6-2T No.5513 is turned at Archenfield. The turntable is just long enough to take a small 4-6-0 such as Dean prototype No.36, which occasionally appears (DCC chip permitting).



Names behind the names

Finally, Janet explains the names of the stations and premises shown in the photos: "Archenfield is the old name for the area around our home town of Ross-on-Wye. Archen means 'urchin', the old name for a hedgehog, the symbol of the town.

"Dancing Green is so named because when we started, our daughter was into ballet. It's a real place in the Forest of Dean. The station sign reads 'Change for Phocle Bottom' because our daughter's best friend lived at the bottom of a hamlet called Phocle Green.

"There are two real Marcles, and the 'Much' one does have a church dedicated to St Bartholomew. It also has a cider works.

"Archenfield church is dedicated to St Ethelbert, who really was martyred, not far from here, about 1300 years ago, owing to a diplomatic misunderstanding. Archenfield's rector is named after an old school friend of Nick's who went on to become a vicar. He is styled 'Father' so visitors know to expect a bit of incense during the services (yet to be modelled!). Unlike Ross's church, St Ethelbert's has no spire because there isn't enough room between the tower and the sky.

"There were several failed projects to improve the navigation of the River Wye – in our imagination, they succeeded, though with difficulty as the narrowboats are only 55' long, so are known on the cut as 'Wye Shorties'. The boats are named after our mothers.

"Some of the proprietors of the shops will be familiar to old Rossites, while others are friends and family members. Our daughter has the flower stall, and our granddaughter the cake shop. Our son-in-law and grandson run the timber yard.

"The pub is named The Duke of Edinburgh because we completed it on the day Prince Philip died."

Nick concludes: "Much remains to be done – point rodding and ground signals are on the workbench, and the buildings at Dancing Green are being updated. We expect plenty more fun in the years to come!"

Dancing Green goods yard, with more beehives about to be delivered.



Whatever happened to ...

Stockton & Darlington



As we mark the bicentenary of the opening of the Stockton & Darlington Railway, Darlington Model Railway Club chairman **JAMES EVANS** *explains how his group set about restoring a layout portraying the line, which featured as Railway of the Month 50 years ago in September 1975.*

Layout photography by Rebecca Flynn

The Railway of the Month article in the September 1975 edition of RAILWAY MODELLER featured the work of what was then known as the Americana Model Railway Club in Darlington, which had created a model of the Stockton & Darlington Railway for that year's Rail 150 celebrations.

The Americana name, incidentally, came from that of a historic 18th-century coffee shop and fish bar in Darlington. However, in the years since, the club has been renamed Darlington MRC.

The model featured the prominent landmarks of the line and was built to P4 (18.83mm gauge) standards, and was fully



The depiction of Skerne Bridge, which famously first carried a passenger train hauled by No.1 *Locomotion* on 27 September 1825 and is still in use by trains today.

The area of the restored layout portraying the riverside staiths where coal transported from the mines by the S&DR was transferred to collier sailing ships.



operational over its 48' length. The track, prototypical model locomotives and stock were scratch-built and operated by Scalespeed controllers, with H&M point motors. Layout construction was traditional for the period, with 2" x 1" framing and chipboard covering. Scenery was constructed using chicken mesh and plaster bandage.

Completed in time for the Rail 150 celebrations, the layout was installed in the S&DR North Road station, which had become the Head of Steam Museum. The opening ceremony was carried out by the late HRH Prince Philip, Duke of Edinburgh, who was photographed viewing the layout in the company of later Home Secretary and Deputy Prime Minister Willie Whitelaw.

After the celebrations were over, the layout remained as a much-loved and admired feature in the museum. The working locomotives for the running sessions were removed periodically for maintenance and servicing by a club member. On one of these occasions, very sadly, the club member involved passed away and the family, not realising the significance of the models, consigned them to the dustbin. Thereafter, the layout was kept as a static model, and was formally accessioned into the museum collection.

Museum becomes Hopetown

Moving up to date, the Head of Steam Museum was closed in late 2023 for complete refurbishment, and the whole complex of buildings around it was developed into the Hopetown Darlington visitor attraction. As a necessary part of that, the layout was dismantled and stored



The 1975 Rail 150 Head of Steam Museum opening day, with the late HRH Prince Philip, Duke of Edinburgh, second from right, viewing the layout along with Willie Whitelaw to the left of him, and, on the right, club member Percy Young – now in his 90s. ***Photo: Darlington MRC collection***



A flashback to 50 years ago, with the front cover and inside pages from the September 1975 issue of RAILWAY MODELLER, in which the layout featured as Railway of the Month.

for a couple of years while this work was undertaken.

A space was allocated for the layout in the refurbished 1853 carriage shed, which forms part of the Hopetown complex. As the layout was approaching 50 years old, it could best be described as being a little tired, and a period in storage had not been helpful.

In early December 2024, the museum announced an ambitious plan to restore the model railway to its former glory. The Darlington MRC was approached by Hopetown to advise on what remedial work could or should be undertaken to restore the layout. Several options were considered, which included a significant rebuild to restore it to working condition and incorporate the new Hornby model of S&DR 0-4-0 No.1 *Locomotion*. However, as the layout is part of the accessioned museum collection, and it is an Arts Council Accredited Museum, rules apply relating to the conservation of items in the collection. These are intended to avoid the 'Edwardian broom' syndrome – yes, it's an original broom and it's

only had five new heads and three new shafts…

Restoration work begins

With guidance from the curatorial staff at the museum, a plan was put in place to complete essential repairs and a cosmetic refurbishment.

"It was a time capsule," says the Hopetown Engagement Manager, Alison Grange. "Some of the original materials, like the fibreboard used for the base, had started to warp. Cloth-covered in places, it was a fire hazard. But we could also see the craftsmanship and passion that went into it originally. Our mission was to respect that."

The core fabric of the layout was in generally good condition, having been in a controlled environment for most of its life. The frames were fairly free of warping, but had suffered from shrinkage, which had left more visible gaps at the board joins than would have been the case when built. The chipboard base had never been subject to damp, so had avoided the problem of swelling, but with age and twisting in the frame, had become rather brittle. With



A view of some of the 1820s period detail on the layout, including a horse-drawn dray and chaldron waggons above the coal drops.

This view of a Stephenson-era locomotive and chaldron waggons, standing close to the riverside, shows how effectively the stone block supported trackwork has been modelled.





Members of Darlington Model Railway Club hard at work on refurbishing the layout, in its current home in the 1853 carriage shed at the Hopetown Darlington complex. ***Photo: Darlington MRC***





Two views of the layout as it is displayed at Hopetown Darlington, showing both how extensively it represents locations along the S&DR route – thus providing an important record of a milestone in history – and why it is now regarded as an important museum artefact in its own right.

hindsight, I think any attempt to work on the actual track would have been very fraught.

The restoration identified four main areas which had to be addressed. Firstly, the glue used in the models had dried out and a significant number of details, mainly chimney pots and people, had become detached. The museum had collected a box of these over time, which needed to be re-attached to the layout.

Secondly, a number of items on the layout – the ship, some locomotives and some waggons – had been damaged slightly over the years, and needed individual repairs and restoration. This also extended to some sections of walling and the corners of buildings.

The third aspect was to give the layout a thorough clean, using brushes and a low-powered vacuum cleaner to lift off 50 years of accumulated dust and a few spiders' webs in the back corners. This process also helped to show up some areas where the paint on the layout had become flaky and the glue holding the scatter material had dried out.

The fourth and final step was to touch in the damaged paintwork using acrylic paint, and to replace the scatter material where it had either become detached or had simply lost all its colour over the years. While it was tempting to replace some areas with modern static grass, we respected the restoration principle by using like-for-like materials where necessary.

Unveiling

The refurbished layout was officially unveiled in March 2025.

"We couldn't believe how beautifully it had all come together," says Percy Young, one of the original members of the layout team. "To see it not just repaired, but thriving again – it's emotional."

Percy deserves a special mention, as he appeared as a young member in the 1975 RAILWAY MODELLER article and remains an active member of the club to this day.

Perhaps the most inspiring aspect of the project is the extent to which it brought people together. More than 10 volunteers from the Darlington MRC and a couple of friends from the Thirsk Model Railway Group contributed their time and skills, and helped with scenic detailing and the restoration of the model.



More examples of period detail, with a small colliery winding house, the backscene portraying the County Durham landscape, and a horse waiting in its dandy car on a turntable.

See the layout at Hopetown

The model is currently on display in the Carriage Shed at Hopetown Darlington, and admission is free. A great day to come and see it will be 8 November 2025, when the Darlington MRC will be hosting a special event in the other half of the Carriage Shed, this one with an admission fee, named Micro North – a one-day exhibition devoted to minimum size layouts.

To find out more information, including events to celebrate Railway 200, go to www.hopetowndarlington.co.uk and www.railway200.co.uk

Darlington Model Railway Club will be holding its exhibition, with an international Railway 200 theme, on Saturday 13 & Sunday 14 September at the Oakleaf Sports Complex, School Aycliffe Ln, Newton Aycliffe, County Durham DL5 6QZ. For further details, see the Societies & Clubs pages in this issue plus https://railway200.co.uk/activity/darlington-model-railway-club-exhibition-2025/ & www.facebook.com/p/Darlington-Model-Railway-Club-100041630905166/



RAILWAY MODELLING *Explored*



Projects, hints and tips for beginners from Railway Modeller readers and staff

THIS MONTH • **A compact twin-level OO gauge layout** • **Building a laser-cut barn**

Smestow Heath & Whitehouse Wharf

Photography by the author

CHARLIE WALTON *describes this compact twin-level OO gauge model, which was built by his friend the late* **BOB WHITEHOUSE** *to demonstrate what can be achieved using simple methods. The layout is currently on public display at Locomotion, the National Railway Museum at Shildon.*

This small, portable OO gauge layout was the brainchild of Bob Whitehouse and took about two years to build. It combines Bob's love of all things Great Western and the canals of Birmingham, these interests stemming from his childhood in the West Midlands. It shows what can be achieved in a modest space using only simple modelling techniques and some ingenuity.

The layout was designed to fit into a family-sized SUV with the aim of eventually taking it on the exhibition circuit. Unlike exhibition layouts that comprise several boards, Bob was keen to contain the entire modelled scene on one board. He also wanted the layout to be as lightweight as possible. To this end, the whole layout was built in an unconventional way, using a base



Bob Whitehouse, who passed away in 2022.

GWR '8750' pannier tank No.3715 shunts the lower level wharf.

The layout represents the West Midlands area, with a GWR station and LMS wharf.



A GWR AEC diesel railcar enters the bay platform at the station, while an auto train prepares for departure.

of thick, hard foam insulation material, strengthened with thin ply sides for added rigidity. The backscene and embankment utilise foamboard and balsa wood frameworks to keep the weight down.

Buildings

The buildings are either modified kits or scratch-built to fit the space available. The scene depicts an urban Great Western Railway passenger terminus on the raised formation (Smestow Heath) and a busy London Midland & Scottish Railway canal basin interchange (Whitehouse Wharf) on the lower level. Bob amassed a fleet of Private Owner wagons – all based on Birmingham area prototypes – to run on the layout, fed by an extensive hidden fiddle yard underneath the upper level at the rear.

Mirrors are used to deceive the viewer into thinking the layout is bigger than it is in reality. The layout requires two operators: one for the terminus at the rear and one for the canal basin at the front.

Control

The control is conventional 12V dc analogue using Gaugemaster controllers, and the track is Peco code 100. The points are all operated



Bachmann 'Collett Goods' 0-6-0 No.3202 is stabled in the locomotive spur at the Smestow Heath station throat.

via wire-in-tube, using drinking straws buried into the cork underlay. By using simple techniques, he hoped this would encourage younger modellers and those about to embark on the hobby, who could otherwise be put off if things are too complicated.

Canal

The canal basin scene, worked up from the many photographs Bob had amassed of the real thing, was one of his favourite parts of the model. We thought long and hard about how to create the canal itself and looked at many of the products available to represent water. Ultimately, we opted for a sheet of thin plastic laid over a suitably painted base. Bob could remember paddling his feet in the Birmingham canals as a boy and coloured the murky waters accordingly.

A lasting legacy

I was fortunate to help Bob achieve his vision and it is a testament to his artistic and modelling skills. The layout was built during the last two years of Bob's life while he was suffering from cancer. He died in November 2022 and is sadly missed by all who knew him.

The model now resides at Locomotion (the National Railway Museum at Shildon), where Bob used to volunteer, and is operated on selected dates by a team of railway modellers, comprising mainly members of the Friends of the NRM North East Branch.

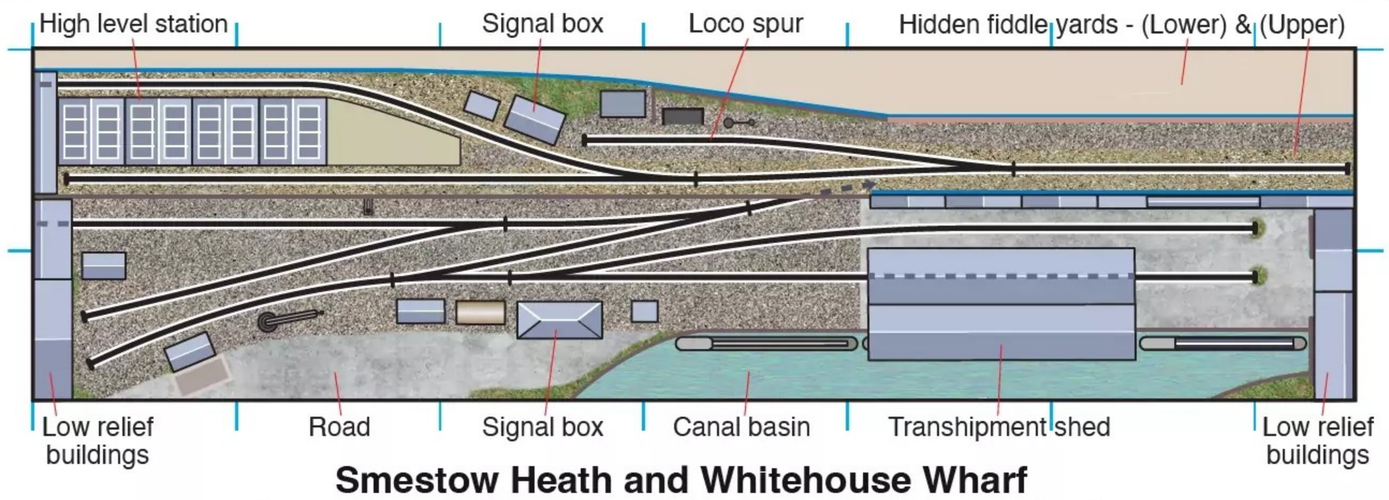

Smestow Heath and Whitehouse Wharf
Overall layout size 6' 7" x 1' 9". Each grid square = 1' x 1'.



The canal water was created by laying a sheet of thin plastic over a base painted in appropriately 'murky' colours.



The bridge at the rear of the wharf disguises the entrance to the fiddle yard, hidden beneath the upper level.

Low-relief structures form the ends of the layout. Buildings are a mixture of modified kits and scratch-built items to fit the space available.



See the layout at Locomotion

The layout is currently on display at Locomotion, the National Railway Museum at Shildon, DL4 2RE. For opening times and further information, including details of special events taking place this year as part of the Railway 200 celebrations, go to: **www.locomotion.org.uk**

Easy barn construction



With Peco now distributing the Scale Model Scenery range (see News, last month), **PHOEBE STANDEN** *shows how to construct the firm's laser-cut barn model, which can be made to appear functional or derelict.*

Photography by Craig Tiley

This Derelict Barn kit (ref.KX057), produced by Scale Model Scenery, is an easy-to-assemble, fully customisable structure with a footprint of 122mm x 87mm. The kit costs £22.49 and includes not just the basic components, but multiple styles of wall wraps – one brick and one stone finish – as well as various options for the walls themselves. You can choose between having a smaller personnel door, a larger sliding door, or a solid wall. Due to its adaptable nature, this kit could be used not only as a barn, but as any small industrial building, from a shed to a store in a small goods yard.

The wooden components are supplied pre-cut and, though the paper components are not, they are fully weathered for a realistic finish. The step-by-step instructions are easy to follow, and make for a quick, simple construction process for modellers of any age or ability.

The tools required throughout are easy to acquire: your choice of wood glue, a glue stick, tweezers for the more fragile elements, and whichever weathering tools you prefer. (Due to the friction fit of the rafters, however, you may be required to sand or file down some parts for a satisfactory fit, so may need to obtain additional tools.) To make the construction process even more straightforward, you could release and cut out any pieces you will be using before you begin building. This would allow you to begin assembly with fewer interruptions.



The contents of the Scale Model Scenery kit as supplied.

For more information, visit:
www.scalemodelscenery.co.uk

Constructing the kit

1



The first step is to construct the main shell of the barn. After releasing each piece from the sheet, glue the four walls together with your preferred adhesive (Deluxe Materials Roket Card Glue was used here). You are given a choice of whether you want a solid wall, a wall with a large sliding door, or one with a smaller personnel door.

2



You must then adhere the four outer wall wraps to the model with a glue stick. Ensure that the top and side tabs are glued down. (You are given two different styles of wall wraps to choose from.) Then, you must glue the inner wall wraps to the internal surfaces of the model. Your barn should now be fully covered with the wall wraps of your choice.

3



The next step is to attach the roof trusses and rafters. Glue each truss into the slots on top of the building – bearing in mind that the end trusses will be very tight and you may have to sand or trim the slots. Then, glue the three long rafters into their respective slots: two on each side and one on top (*right*).



4



You must then glue the strips of roof tiles in place, making sure to start at the bottom and work your way up. With this step, you may choose to loosen or remove some tiles to make your barn appear derelict. Once the roof is covered, you can use a ruler to introduce a fold along the centre of the strip of ridge tiles and glue this into place.



5

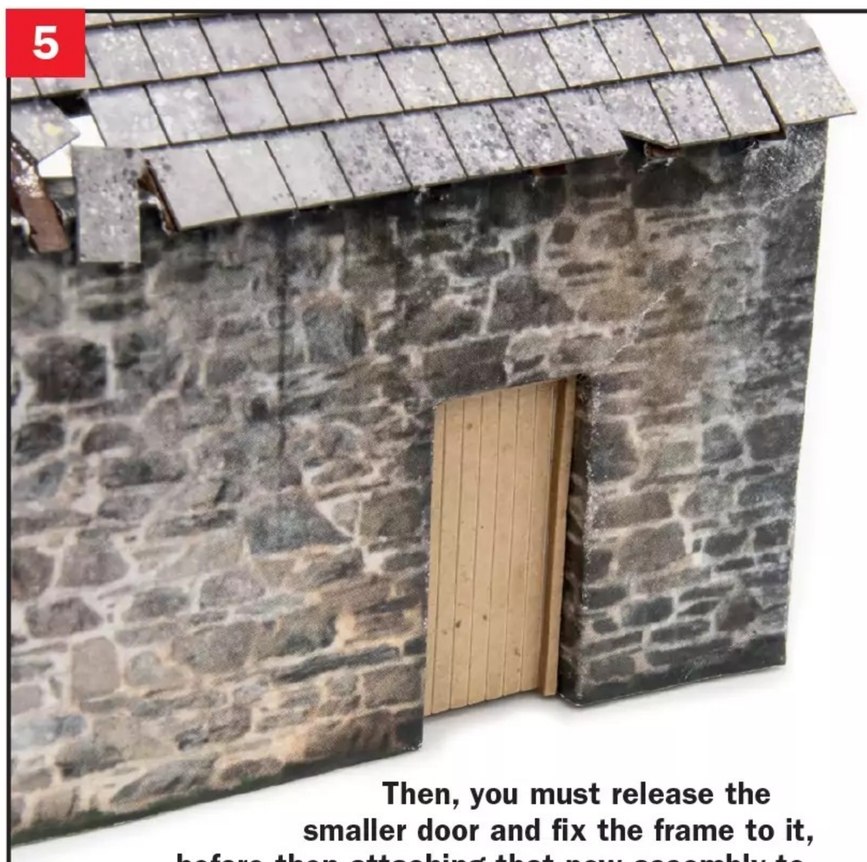

Then, you must release the smaller door and fix the frame to it, before then attaching that new assembly to the reveal in the model (if you have chosen to use the wall panel with the smaller door).

6



The final step is to assemble and attach the sliding barn door. Glue the frame in its place on the model first (there is a guide line to assist with this) and add the braces to each end. Then, glue the top strip to the door. Placing the door where you'd like it posed, glue both rollers above the frame and at each end of the door. Finally, glue the door into position and attach the two door hangers onto it, so that they are partially covering the rollers.

7 **You may wish to use paint, weathering powders or a wash to age the appearance of the doors. (The instructions advise painting the doors and frames before assembly, if desired.) I chose to use a selection of washes – several thin base coats of Citadel Riekland Fleshshade and a few thin layers of Citadel Agrax Earthshade, to make the doors appear distressed.**



Readers' Letters

We can only consider for publication letters which are accompanied by the writer's full name and address (although we do not publish the latter except in the case of appeals). This also applies to all correspondence received via electronic means including email to: **editorial@railwaymodeller.co.uk**

Correspondence for forwarding to any of our contributors must be addressed to them c/o RAILWAY MODELLER, Underleys, Beer, Seaton, Devon EX12 3NA.

All correspondence published here represents the opinions of the authors only and not RAILWAY MODELLER.

Some Scottish steam suggestions



Reid D30/2 4-4-0 (NBR Class J) No.62427 *Dumbiedykes* at Edinburgh Haymarket shed on 9 May 1958. *Photo: Rail Photoprints*

Despite a few notable exceptions, there is still an absolute dearth of model locomotives available from the four Scottish pre-Grouping companies. This, despite the fact that large numbers lasted well into LMS and LNER ownership – and even until the end of BR steam in Scotland in quite a few cases.

Three classes that come to mind are the Caledonian 439 Class (as preserved); the Caledonian 294 and 711 Class 0-6-0s (nicknamed 'Jumbos'), which were widespread all over Scotland; and the North British Class J 4-4-0s, which were also widespread (and had fantastic names as well – who could resist a model of BR No.62440?).

With at least six companies now producing steam locomotive models in 00 (and often duplicating each other!), hopefully at least one of them will take note.

STEVE WAYNE

Further ideas for using the Tri-ang 'Big Big Train' system

Andrew Bellis recently drew attention to the much-loved Tri-ang Big Big Train (*A 'Big Big Train' revival?* – Readers' Letters, RM August).

This was a system I grew up with. Some 50 years later, I still have many yards of track and several functioning Ruston shunters. The latter are still common on 16mm garden lines, and at least two small suppliers have come up with replacement bodies and chassis.

The good news is that items often come up for sale on well-known online auction sites for reasonable prices. Not only that, but many locomotives that appear to be non-functioning can be repaired, either with basic maintenance, by fitting modern battery systems, or simply by swapping parts from donor locos.

Talking about 16mm scale, Loco Remote produces a range of 'easy-to-build' 3D-printed locos and 'print-at-home' Jubilee track, whilst Phil Sharple has a range of inexpensive wooden kits. So, a basic 16mm garden railway isn't just the preserve of the rich. Incidentally, back in the August 1973 RAILWAY MODELLER, there was an article in the Junior Modeller section on the *Tooslate Quarry Railway*, which was a very effective little garden line built using Big Big Train equipment.

Could the same approach work to promote interest in 7mm? I suspect it could, but only if led by small suppliers. I don't see the attraction as a stand-alone product line for mainstream manufacturers, since it wouldn't lead to long-term brand loyalty.

JAMES FINISTER

Another return to Shaftesbury?

It was quite refreshing to open the July 2025 issue and see an article on a big layout, *Return to Shaftesbury*.

It is clear that Mr Reason is both a wealthy man and a superlative modeller and organiser. However, there is only a brief mention of the operational scheme and practices of the layout. Obviously a lot went into this aspect of the layout and it's a shame that this has been left out. Could we have more detail about the basic operational plan, plus the variations which make operation fun and interesting?

Also, it would be interesting to have some account of the strategic planning and execution of such a big project. In real life, a large project is no easy matter to organise and control. It would be interesting to hear some detail of this from Mr Reason.

JOHN NEILSON

[Ed. We hope to publish a further article on Mr Reason's extensive 00 gauge layout in a future RM.]

A view of David Reason's layout. *Photo: Rob Wilkinson/BobTeddy Images*



Lawnmower news cutting enquiry



I am the curator of the Museum of Gardening in Hassocks and a leading authority on the history of the lawnmower.

On p385 of the August 1996 issue there was a news item about Classic Commercials, which had launched three new models, including a lawnmower. We have obtained one of these models, new in its box, and now have this on display in our museum.

Whilst the news item describes the mower as from the 1920s and of unknown manufacture, I can advise that it is, in fact, a Ransome & Sims mower produced in the 1860s.

Included with the model's instructions, there is an image of a photograph of the mower on which the model is based. I am curious to find out if this mower can be tracked down.

Commercial Classics only provided a PO box address in the news item, and no contact details were included with the model. Are any readers able to help me to trace the owners of the business and enquire further?

CLIVE GRAVETT
email: clive@museumofgardening.co.uk
www.museumofgardening.co.uk

A model of the Fell diesel in N gauge

In recent issues there have been Scale Drawings articles by Michael Edge on various locomotive designs, with reference to Judith Edge 4mm scale etched kits. He also, very occasionally, issues N gauge etches as scratch-aids (not kits).

The attached photo shows my N gauge Fell locomotive, built last year from the scratch-aid etches. I understand he had only three etches made.

For a mechanism, I started with a Graham Farish (by Bachmann) Peppercorn A1 tender drive, which gave a chassis that was 'near enough', with all axles geared. Pulling the wheels and gears off the axles enabled me to fit new axles (using rod purchased online) and model the outside coupling rods.

The bogies I've used are Graham Farish items, equipped with Graham Farish spoked wagon wheels of the correct diameter.

I left the driver's window open so that the driver figure, my granddad Billy, would be visible. He was a Derby top link driver, and I have some diary records of him driving the Fell to St Pancras and other locations. There is the odd reference to it breaking down, plus notes on fuel consumption.

GEOFF KIRKMAN



Memories of Woolwich

I was pleased to receive the August edition of RM, which provided some holiday reading, whilst away for a week.

When turning to the Scale Drawings article about the Great Eastern Railway Class '209' 0-4-0STs, I found myself looking with surprise at the photo of No.229, taken in 1986 at the North Woolwich Railway Museum. I worked at the museum for about five years, until its closure in 2008. No.229 was a popular attraction there, in prime position in the former turntable well. My colleague and I worked with Bill Parker in arranging for the locomotive to be craned and transported back to him.

This was part of the whole dispersal of the collection, either into storage or to other museums and preserved railways. One day each week, members of the Great Eastern Railway Society would come to sort and catalogue masses of drawings and documents, which were stored at the museum.

I was very fond of the years spent at the museum, talking to visitors, giving lessons to classes of schoolchildren and, on one occasion, working with the Railway Inspectorate on rail safety, for which I built a small 00 gauge layout depicting various 'hazards' for children to spot.

In the years following redundancy, I built a small layout of North Woolwich, including the turntable (which, in my history, wasn't destroyed on 'Black Saturday', 7 September 1940). The turntable was modelled by adapting a Peco N gauge kit and was big enough to take an N7 0-6-2T. I was given a



whitemetal kit of a Neilson, so would stand this proudly on the turntable, when not in use. I also scratch-built the GER ferry pier, using old photos for reference.

The station model has small items in each room representing, as far as possible, the collection as it was. I also populated it with figures representing each of my colleagues (and the reputed ghost!). The building carcass, windows, and doors, were made for me by Andy Ross of Dexters Cove; much of the fine architectural detail was bespoke by York Modelmaking, supplemented by items from the Slater's Plastikard range; and the pilasters were produced privately for me.

Having only recently moved house, much of my railway is still in boxes. However, I include a photo of the station and pier building.

BRIAN FITZSIMONS

Joyful evocations of the old Lynton & Barnstaple

I was interested to read the feature in the August issue of RAILWAY MODELLER on David Stockwell's *Dial Hill Railway* 16mm scale garden layout based on the Lynton & Barnstaple Railway, as well as the accompanying article on the history of Chelfham station.

Readers may be interested to know that, despite the apparent clear spelling of the station name, writers who knew the old line in its years of operation, such as Henry Williamson of *Tarka the Otter* fame, are adamant that locals pronounced it 'Chillham'. This could have been an effect of the local dialect, as those old enough to have remembered the last days of the line recall the train guard calling out 'Snapperult' for Snapper Halt.

September 2025 will of course mark the 90th anniversary of the closure of the line by the Southern Railway on 29 September 1935. The Lynton & Barnstaple Railway Trust, which operates the revived section of line from Woody Bay station – the highest point of the L&BR at 980' above sea level – to Killington Lane will, as usual, be timing its Autumn Gala for the weekend of Saturday 27 & Sunday 28 September to coincide roughly with the anniversary of the closure.

Although there has been a recent disappointment over Exmoor National Park Authority rejecting plans for a short extension of the current running line to Cricket Field Lane in Parracombe, the standard of restoration at Woody Bay and of the buildings at Chelfham is truly remarkable.

Readers may also be interested to know that the L&BRT has recently enhanced and released a video of some film footage that was recorded by Donovan Box – son of the prolific railway photographer Frank Box, who loved the L&BR so much that he moved to North Devon to be near it in the 1930s, and wrote letters to local newspapers suggesting ways that the Southern Railway could avoid closure by using diesel railcars, etc. The footage can be viewed at **https://www.youtube.com/watch?v=ZfexP48cKQs**

It all reminds me of the wonderful account that the railway enthusiast Cuthbert Hamilton Ellis wrote for *Trains Illustrated* in the 1950s, entitled 'Waterloo to Lynton 1935'. It recalled how he and his wife, having been faced with bored indifference by the SR ticket clerk at Waterloo, then made an overnight GWR train journey from Paddington via Taunton to ride, for the one and only time, on the L&B in its last week of existence before closure in September 1935.

After first describing how they changed onto the early morning newspaper train at Barnstaple Town, noting how extraordinarily small the carriages looked compared to the West of England express and Taunton to Ilfracombe train on which they had arrived, he went on:

"Now we bucketed up the valley as normally and as noisily as if the train had another half century ahead of it, the engine shouting her *aubade* to the rising sun, the carriages rolling merrily



on their 1' 11½" gauge. We swung round the sharp curve and over the viaduct into delightful Chelfham, and as we clicked over the rail joints, the wheels seemed cheerfully to be singing: 'As of yore – Evermore – As of yore – Evermore!' Oh, that 'twere possible!... On we went through the rock cuttings and over the shoulder of Exmoor, with *Yeo* spurning her nine miles at 1 in 50 as if she would cross the Andes, given time...

"When we made the return to 'Barum' [Barnstaple]... the train was well filled with holidaymakers; nothing suggested that the railway was about to receive its kiss of death from Waterloo, and the afternoon sunshine on the wooded combes about Chelfham made them very lovely."

Let us hope that in time more of the line can be restored and it can take its rightful place as a top West Country tourist attraction.

NICHOLAS BARRETT

The cost of models

To take Simon Kohler's point concerning inflation a stage further (Comment, RM August), I received a Trix Twin BR Britannia Pacific locomotive for Christmas in 1958. This cost £5/19/6 (£5.98) from Frizinghall Models & Railways. The equivalent today would be around £149.50.

Considering the relative naivety of the 1958 model and the features present-day model locos exhibit, it is safe to say this is roughly equivalent to the typical cost of about £180 today. The average wage in 1958 was £7.50; the Trix Twin Britannia was a significant 79% of this. The average weekly wage in 2025 (February) was £728; 79% of this is £575! The typical cost of an (analogue) Pacific loco today is around £180 – which is just 25% of the average weekly wage. Food for thought perhaps?

The answer, of course, is to scratch-build; I have spent the last few months building two locos and an engine shed in NG7/0-16.5, together with 10 coaches, at very little cost.

PETER OSBORNE

Snippets...

Track rubber cleaning tip

Just a little tip that other readers may find handy – Peco track rubbers are great for cleaning rails, but can get dirty very quickly. However, a little squirt of washing-up liquid and a quick scrub over with an old nail brush restore them to be like new! Leave them to dry naturally, and you're ready to go again.

KEN WEARING

RM mouse mat!

Thank you for the cutting mat that was given with this month's issue of RAILWAY MODELLER. It will come in handy as a mouse pad!

MR A KRAWIEC

When to stop?

Have you ever added details to your layout and, when you have finished, asked yourself, 'Will anyone notice?' How much detail do we really need to add? I have just added a single signal lever next to the station building on my compact New South Wales layout – but will anyone notice this? It is a bit like the modellers who put in fence posts without wire – but most people assume that it is there.

LES FORDHAM

London calling?

While admiring the expertise and enthusiasm – not to say imagination and ingenuity – of all your contributors, I remain content with my 00 circuit and its R-T-R models, and being 'merely' an avid reader. However, I cannot help being aware that London appears to be a model railway desert. I understand the challenge of a retail operation in and around the capital, but a myriad of other niche businesses exist to serve their own clients. What's the problem with model railways?

KEIR RADNEDGE

[Ed. We believe that the last model railway shop in central London was Modelzone in Holborn, occupying what was originally a Bassett-Lowke shop. It closed in 2013. Jane's Trains in Tooting is now the nearest Peco stockist to central London.]

Railex North East exhibition

Unfortunately, the Societies & Clubs entry for Railex North East 2025, staged by Blyth & Tyne Model Railway Society, was published under the incorrect dates in the July and August editions. The event actually took place on the weekend of 12 & 13 July. Our apologies to any readers who missed the show as a result, and to the event organisers.

Stroudley E1 0-6-0T

New from Rapido Trains UK in 00



The latest ready-to-run model in 00 to be released by Rapido Trains UK covers William Stroudley's long-lived short-distance goods and shunting engines – the London Brighton & South Coast Railway Class E (later Class E1) 0-6-0Ts, which were announced in our March 2022 issue. Tooling has been developed to cater for numerous detail permutations within the 78-strong class, built between 1874 and 1891.

Supplied Digital Command Control ready or DCC sound-fitted, 14 versions form the initial release, covering LBSCR 'improved engine green'; goods green; Marsh umber; Marsh lined black; Southern Railway black; BR unlined black with early emblems; BR lined black with no emblems; and a model depicting a locomotive sold into industrial use, Hartley Main Colliery No.30. Also available are three Isle of Wight examples – No.1 *Medina* in BR Malachite green and No.3 *Ryde* in SR black, both with 'sunshine' lettering, together with W4 *Wroxall* in BR unlined black with early emblems.

Our sample in detail

For review, we received a sample of B96 (ref.9036005) in LBSCR Marsh umber. Constructed at Brighton Works in 1883, it was named after the Austrian city of Salzburg, but this was incorrectly spelt *Salzberg* when applied to the locomotive. It was one of two class members to receive incorrect spellings of their chosen names – the other being No.111, which was correctly spelt Montpellier in the LBSCR repair register, but *Montpelier* on its tank sides, and 'Montarlier' in the boiler list.

A 'B' prefix (standing for Brighton) was added to No.96's LBSCR identity following the Grouping in 1923 – this being an addition by the Southern Railway, denoting ex-LBSCR engines in the company's fleet. It wouldn't receive its SR number – 2096 – until October 1928, when it became one of ten E1s to be rebuilt as 0-6-2 radial tanks, classified as E1R. It passed into British Railways ownership at Nationalisation in 1948 – subsequently becoming No.32096 – and remained in BR service until it was withdrawn at Plymouth Friary (72D) in November 1956 and scrapped two years later.

The model depicts the locomotive in circa 1923-1928 condition following the Grouping, still sporting its LBSCR umber livery with the addition of the SR 'B' prefix to its running number; photographic evidence shows the locomotive still to be in this condition as late as 31 March 1927, the year prior to its rebuild. Features specific to B96 during the period and replicated on the model include: Marsh boiler and chimney, with Ramsbottom safety valves; handrails with operating rods both sides of the boiler; plated-over clack valve openings; backhead-mounted injectors; bell-shaped whistle atop the cab roof; and coal rails fitted to the bunker.

The LBSCR Marsh umber colour scheme features a pleasing depth and smooth satin finish throughout, with the smokebox area exhibiting a noticeably flatter appearance than the rest of the black paintwork. The ornate black and yellow lining has been applied with great finesse throughout, providing a clean delineation between the umber paintwork and darker brown border surround – all of which is straight and even, with no visible blemishes or fuzziness, extending to the fine yellow line adorning the edge of the running plate. Crisply printed are the LBSC lettering and numbers (including the 'B' prefix) – presented in yellow with black shading – all of which are applied faultlessly on our sample.

Construction comprises die-cast metal for the chassis block and lower portion of the boiler, with injection-moulded plastic accounting for much of the upper works – including the side tanks, running plate, cab and upper portion of the boiler. Note the defined bolt detail of the four washout plugs atop the firebox.

Viewing the model side-on beautifully conveys the elegant profile of these goods machines, particularly the outline of the frames. The jointed coupling rods – formed from stamped metal – incorporate fine depictions of the crankpin oiling points, and this level of detail extends to the external braking apparatus, all of which has been fitted separately. A representation



▲ **Our sample depicts B96 in LBSC Marsh umber livery.**



▲ **Power is supplied by a flywheel-fitted coreless motor.**



The ornate LBSCR livery and lining are reproduced well.



The smokebox has a more matt finish.

of the inside motion is also present between the frames.

Minor detractions are the seam between the two parts of the boiler (though this is not too obtrusive at most viewing angles) and the presence of noticeable gaps around the edge of the dome cover, and to a lesser extent the chimney – these being separately fitted parts to cater for the myriad detail variations between models.

The body tooling bristles with separately fitted details; most notable are the commendably fine boiler handrails, complete with depictions of the operating rods protruding at each end – the latter seemingly with the appearance of being threaded within the handrails, as per the prototype. Also captured faithfully are the four lamp storage brackets atop the driver's side tank; these have been produced as etched metal parts, as per the majority of the lamp irons. A detailed depiction of the Westinghouse pump (mounted on the fireman's side of the cab) is also present, finished in the appropriate colours and complete with brass plate. Buffers are turned metal and sprung.

The firebox backhead displays a comprehensive array of copper pipework, brass handles and burnished controls, with the majority of these details being separate fittings. The open nature of the cab also means that the effective firebox glow feature is clearly visible. The glazed spectacle plates feature depictions of the brass frames, complete with bolt detail and latches, with those at the rear adorned with fine metal wire bars – each of which has been individually fitted, though one was missing from our sample.

As supplied, the model is equipped with short slimline tension-lock couplings, mounted in self-centring NEM pockets – the latter being removable, accessed via the base keeper plate. These can be swapped out for the optional scale screw-link couplings provided as part of the comprehensive accessory bag; though primarily decorative items, we found these to be perfectly functional when attached securely. In addition to a pair of coupling hooks minus chains, other optional fittings include a wealth of bufferbeam pipework, comprising a pair of air brake and steam heat pipes, plus stand-alone upright air brake and upright vacuum pipes. In keeping with the prototype, only the screw-link couplings have been fitted.

Mechanism and performance

The model is equipped with a flywheel-fitted coreless motor, housed within the forward half of the boiler barrel/smokebox, providing drive to the centre axle. Current is collected from all wheels via brass bearings and transmitted to the motor through a split chassis design.

Provision is included for digital operation, in the form of a Next18 DCC interface, concealed within the water tank on the fireman's side. The printed circuit board is on a short length of wire, which allows the assembly to be lifted out of its housing in the chassis casting – facilitating the removal of the blanking plate and fitting of a suitable decoder. This is complemented by a factory-fitted 15mm x 11mm 'sugar cube' speaker, in the opposite tank.

The mechanism and decoder interface are accessed by removing the bodyshell. In a difference to the instructions, we found it easier to remove eight screws (four each side): these are located either side of the frames below the bunker, two to each side tank, with the final pair positioned below the sandboxes either side of the smokebox; access to the latter is a little restrictive, due to the close proximity of the brake gear. Two additional body clips are to the rear of the splashers on the underside of the chassis.

Tipping the scales at 176g, on test the E1 proved to be a smooth and quiet runner through the speed ranges. In haulage tests, it managed a very impressive 15 Pullman cars around the Pecorama loft layout, with 1 in 48 gradients and 3' radius curves.

E for Elegant

Rapido has certainly cornered the market when it comes to tackling pre-Grouping prototypes such as the E1. At a glance, the firm's current portfolio stands at no fewer than 10 Victorian and Edwardian designs (excluding industrials), each to be presented in a whole host of ornate and colourful liveries well beyond living memory, with many of these chosen prototypes going on to have long and illustrious careers – most surviving into BR or industrial ownership, and with some even making it into preservation. All of the above is very much true of the E1; with the popularity of the LBSCR and the class's strong connection to the Isle of Wight, Rapido is certainly on to a winner!

PROTOTYPE VIEW Stroudley E1 0-6-0T



E1 0-6-0T B96 in the condition depicted by our sample – still in LBSCR Marsh umber but with the Southern Railway 'B' prefix to its number – at Peckham Rye electric workshops on 31 March 1927. *Photo: Rail-Online*

Prototype information

The concept of a standard local goods and shunting locomotive was an essential part of William Stroudley's vision for the London Brighton & South Coast Railway, taking the form of a dedicated 0-6-0T based on his successful Class D 0-4-2T suburban tank engines. The resulting machine – designated Class E – proved a success, with an initial six locomotives constructed at the LBSCR Brighton Works during 1874/5, joined by a further 72 examples built in 1876 and 1891. The final six were constructed following Stroudley's death in 1889, under the tenure of his successor Robert J Billinton, though with some alterations to the design. Most of the locomotives were named after places in Europe, with others bearing the names of the Channel Islands and towns near the South Coast.

The class received numerous modifications over the course of their careers, with the most drastic undertaken by Douglas E Marsh from 1906: introducing his version of the 'E Tank' boiler with plain dome and Ramsbottom-type safety valves positioned over the firebox, among other changes – giving the class a more 'modern' appearance. One locomotive was rebuilt with a larger boiler (complete with new tanks, cab and bunker) in 1911 and designated E1X, though this would revert to E1 condition in 1930 once the boiler was condemned.

The first withdrawals took place as early as 1908 and would continue at intervals until May 1914 – a process later halted following the outbreak of the First World War. The Southern Railway inherited 62 examples following the Grouping in 1923, with withdrawals once again commencing under this company's tenure: five were sold to private industries, four modified for use on the Isle of Wight network, and 10 rebuilt as 0-6-2 radial tanks – designated Class E1R – for use in the West of England.

Thirty examples survived into British Railways ownership in 1948, with the last Isle of Wight locomotive, W4 Wroxall, withdrawn in October 1960, while the last E1 used on the mainland, No.32694, was finally condemned at Southampton Docks in July 1961. No.110 – one of the examples sold into industry in 1927 – has survived into preservation, and is currently under overhaul on the Isle of Wight Steam Railway, where it is planned to return to traffic in the guise of W2 Yarmouth.

Sample supplied by

RAPIDO TRAINS UK LTD
Unit 3, Clinton Business Centre,
Staplehurst, Kent TN12 0QF
www.rapidotrains.co.uk

PRICES
£164.95 DCC ready
£264.95 DCC sound-fitted

Southern Railway USA 0-6-0T from Minerva



Minerva Model Railways has delivered its ready-to-run model of the Southern Railway USA Class 0-6-0T (formally US Army Transportation Corps S100) in O. The project has been undertaken jointly with French manufacturer Chrezo of Royan, with this firm producing the locomotives with original cabs and fittings to represent those which ran on the Continent (a full review of this model having been undertaken by our colleague in the September 2025 issue of CONTINENTAL MODELLER), while Minerva offers the locomotives with the modifications made by the Southern Railway.

Available Digital Command Control ready, or DCC fitted with a custom sound profile produced by Paul Chetter, five versions form the initial release: No.65 in SR black with 'sunshine' lettering (as per our loaned sample); No.30062 in BR black with early emblem; No.30072 in BR black with late crests; No.30064 in BR lined green; and the brown livery applied to No.72 in preservation at the Keighley & Worth Valley Railway in the late 1960s.

A brief history

By 1946, the Southern Railway needed either to renew or replace the ageing London & South Western Railway B4 0-4-0 tanks used in Southampton Docks. The replacement locomotives would need to have a short wheelbase to negotiate the tight curves found in the dockyard, but be able to haul heavy goods trains as well as full-length passenger trains in the harbour area. Oliver Bulleid, Chief Mechanical Engineer, therefore turned to the available surplus War Department tank locomotives. The S100s, built by Vulcan and Porter in the USA, had a 10' wheelbase with outside cylinders and Walschaerts valve gear.

One example – WD 4326 – was taken on approval in May 1946 and tested thoroughly over the next few months. A further 14 (including one for spares) were purchased in 1947, some from Vulcan and some from Porter, but all bar one of the Porters were exchanged for Vulcan engines. Before putting them into service, the SR made a number of modifications, including the fitting of conventional regulators, larger drain cocks, standard SR vacuum braking equipment and steam heating connections, sliding cabside windows (as well as raising the rear cab spectacles by 9"), and additional lamp irons, to name but a few. Later additions included larger cab roof ventilators, modified rectangular front windows (including an additional centre window), extended hopper-style coal bunkers, steps mounted to the front of the leading bufferbeam, and a hinged fallplate below the smokebox, providing a safe surface for crews to stand on when disposing of ash. All would pass into British Railways ownership, working the extensive network at Southampton Docks, with some later transferred to the Departmental fleet.

The first withdrawal took place in 1962 (No.30063, following a collision), with the final examples being withdrawn at the end of Southern steam in 1967. Four have been preserved. In addition to those purchased by the SR, other surplus S100s were sold into industry or further military use, with examples being used by the National Coal Board, Austin Motor Company and Longmoor Military Railway.



▲ A large flywheel-fitted motor drives the rear axle.

Our sample in detail

Construction of the USA comprises die-cast metal for the frames, bufferbeams and wheels, with superstructure parts moulded in plastic. Other metal fittings include the majority of the lamp brackets, wire handrails, the drain cock linkage, and turned brass buffer shanks – the buffers being sprung. Coupling hooks are also sprung, complete with fine renditions of the three-link couplings.

The tooling caters for the majority of the class during most of their lives, with our sample of No.65 featuring a number of the aforementioned modifications undertaken by the SR once the locomotives were in traffic. However, the model retains the forward grabrails between the smokebox and bufferbeam (these fittings having been removed prior to entering service with the SR), with the chimney sporting a hinged cover – the latter being unique to those on the Continent. The hinged fallplate below the smokebox is also present – these not being fitted to the class until 1952 under BR ownership, following an injury to a member of railway staff. All these fittings, however, can be removed easily, with each appearing to be held lightly in place with a small amount of contact adhesive; surprisingly, our colleague at CM found the latter to be a part of the accessory pack with the USATC grey model. Differing styles of safety valves and a TIA water treatment reservoir are supplied as optional details, though these fittings also appear to be appropriate only for those on the Continent.

Formalities on this particular example aside, the decidedly austere



The cab doors are posed in the open position, providing a view of the footplate.





USA 0-6-0T No.68 at Southampton Docks on 26 June 1948, carrying the same livery as our sample – including, it would appear, the red bufferbeam ends and black buffer shanks. ***Photo: Rail-Online***



appearance of the prototype has been captured faithfully, complete with the characteristic 'daylight' beneath the boiler and tanks. The firm originally tried to replicate the bar frames to scale, but found that this was not strong enough; however, an attempt has been made to capture the design, with impressions of the framework and equalising bars below the firebox area formed into the decorative overlay on the die-cast frames, while the bar sections beneath the cab are modelled accurately.

The USA's distinctive Walschaerts valve gear – with single slidebar and long combination lever – is portrayed faithfully; the castings for the rods incorporate very fine depictions of the oiling points, and the fluted connecting rods exhibit a convincing sense of weight. Worthy of note is the working linkage to the mechanical lubricator atop the driver's side cylinder, while the cylinders themselves bristle with finely rendered bolt detail.

Cab doors are fixed in the open position, providing a view of the cab interior. Though basic in comparison to the rest of the model, it does feature depictions of the wooden floorboards and SR regulator handle.

The overall black paintwork exhibits a pleasing satin finish, with 'sunshine' yellow 'SOUTHERN' lettering – complete with white & green shading – applied crisply to the side tanks.

The front fallplate (fitted in BR days) in the lowered position.



Mechanism & performance

Tipping the scales at an impressive 840g, the USA is powered by a large flywheel-equipped motor, providing drive to the rear axle though a 40:1 ratio gearbox. Current is collected via wiper pick-ups from all wheels – all of which feature brass bearings – with performance under 12V dc operation being smooth and quiet straight from the box. An eight-pin decoder is located to the rear, complemented by a pair of factory-fitted 15mm x 11mm 'sugar cube' speakers situated in a small enclosure below the printed circuit board on which the socket sits. Provision is also made for the installation of a larger speaker within the smokebox area.

Access to the mechanism is achieved by first disconnecting the control rods for the drain cocks below the smokebox, and the lubricator pipe – these being a simple friction fit. This is followed by the removal of three screws – one directly below the smokebox saddle, and two between the frames in front of the rear bufferbeam; it is worth noting that the smokebox to bufferbeam grabrails also need to be disconnected prior to lifting the body away.

Dockyard delight

This joint venture between Minerva and Chrezo has certainly proved fruitful, producing an all-round well-appointed rendition of these Southampton stalwarts. The USA joins the ranks alongside the Dapol B4 0-4-0T (see reviews, September 2023) – another veteran of the vast dockyard complex.



The real No.65 is preserved on the Kent & East Sussex Railway.

Sample loaned by

MINERVA MODEL RAILWAYS LTD
PO Box 244, Penarth CF64 9FJ
Tel: 02920 531246
Email: sales@minervamodelrailways.co.uk
Website: www.minervamodelrailways.co.uk

PRICES
£390.00 (DCC ready)
£525.00 (DCC sound-fitted)

LNER J52 0-6-0ST from Hornby



In 1981, Hornby introduced its first iteration of the Great Northern Railway J13 Class (later London & North Eastern Railway J52 Class) in 00 under its then Hornby Railways brand – the model having been developed around the firm's proven standard 0-6-0 chassis, utilised on models such as the Fowler 3F 'Jinty', London Brighton & South Coast E2, British Rail Class 08 and, later, the LNER J83. Fast forward 43 years, and it was revealed that the firm was to bring the J13/J52 into the 21st century with brand-new tooling, designed afresh from the ground up – see news, RM January 2025.

The initial trio of releases – all supplied Digital Command Control ready – comprise J13 No.1257 in GNR lined apple green (ref.R30365); J52 No.4225 in LNER black (ref.R30366); and J52/2 No.68873 in BR black with early crests (ref.R30367).

A brief history

Introduced in 1897, the GNR J13 Class was a development of the J14 0-6-0ST designed by Patrick Stirling – these locomotives, dating back to 1892, having been developed primarily for exchange traffic with the London Chatham & Dover Railway at Ludgate Hill. The new engines were overseen by Stirling's successor, Henry Ivatt, and differed in having a domed boiler of greater diameter, with a total of 85 constructed between 1897 and 1909, at the GNR Doncaster Works and by private contractors Robert Stephenson & Co. and Sharp, Stewart & Co.

In 1922, three J14s were rebuilt with the larger domed boiler, effectively becoming J13s; this process continued after the Grouping, with the last J14 (classified J53 by the LNER) rebuilt in November 1932. The resulting 137 locomotives were split into two sub-classes by the LNER in 1940: J52/1 for rebuilt Stirling engines and J52/2 for original Ivatt domed locomotives.

Withdrawals began in 1936, but were halted following the outbreak of war in 1939, with 132 locomotives passing into British Railways ownership following Nationalisation in 1948, along with another example in Departmental use. Following the introduction of diesel-electric shunters, withdrawals restarted in 1950 and were completed by 1961.

The sole survivor is No.68846 (GNR No.1247), which was the first standard gauge locomotive to be purchased from BR for preservation by a private individual – Captain W G Smith, who acquired it in 1959. It would go on to haul railtours on southern and eastern territory – including trips to the Bluebell Railway – until a blanket ban on private steam excursions on the BR network in 1962. In 1980, it was gifted to the National Railway Museum and, over the course of two boiler tickets, has seen action on various preserved lines. It currently resides on static display at the museum site in York.



▲ **The LNER black livery and lettering is applied superbly.**



Our sample in detail

For review, Hornby provided us with a sample of No.4225 in LNER plain black – one of the 10 examples constructed by Robert Stephenson & Co. at its Newcastle-upon-Tyne works. Originally numbered 1225 by the GNR when new in April 1899, it received its first LNER number (4225) in November 1926, falling under the J52/2 sub-class in 1940. In November 1946, the locomotive received the new number 8824 as part of Thompson's renumbering scheme, subsequently becoming No.68824 in March 1949 following Nationalisation. It remained in BR service until it was withdrawn on 27 May 1959, shortly after arriving at Ardsley (56B), Leeds.

Features specific to the model in this condition include GNR tapered buffer shanks, 3' 3" cast tapered chimney, Ramsbottom safety valves, three stanchions on the tank side handrails, open bunker coal rails, the original front sand pipe arrangement (forward of the brake hangers) and an additional GNR lower left lamp iron.

Upon releasing the locomotive from its packing, the first aspect to note is the weight: despite its rather compact size, our sample tipped the scales at an impressive 240g. This is no doubt helped in part by the extensive use of die-cast metal for the model's construction, which extends, but is not limited, to the boiler, saddle tank, running plate and chassis block. Other metal fittings to note include fine wire handrails, etched wheel splashers and turned metal buffers, which are sprung.

Between the frames, there is a commendable rendition of the inside motion, picked out in red, while the running plate is adorned with a wealth of separately fitted details: fine wire grab handles, lamp irons, and a full depiction of the sanding linkage. Particularly worthy of note are the two super-fine etched linkages on the left side, which we believe may be for the drain cocks and dampers.

The tremendous attention to detail extends to the footplate. Despite being a largely enclosed cab, this area has certainly not been overlooked, with the majority of the backhead details – including controls and associated



A 21-pin DCC interface is fitted at the front of the chassis.



J52 0-6-0ST No.8881 at King's Cross Yard in 1947. Built in 1908, this locomotive was withdrawn (as BR No.68881) in November 1955.
Photo: Rail-Online

pipework – fitted separately. These are picked out in appropriate colours – right down to the dials on the gauges and the black & white diagonal stripes on the water gauge glasses. All this detail is complemented by the firebox glow feature, which operates when power is applied under analogue control; the fitting of DCC will enable a constant glow to be achieved (even when stationary).

Front and rear vacuum pipes are supplied as separate details for the modeller to fit, along with six decorative GNR lamps (as denoted by the larger lens aperture than the LNER type); the latter slot neatly over the myriad of lamp brackets, allowing for different headcodes to be applied as required.

As supplied, the model is equipped with a single slimline tension-lock coupling at the rear (mounted within a sprung self-centring NEM pocket), while the front tension-lock is provided separately within the accessory bag.

The overall finish is superb: the black paintwork exhibits a silky satin sheen, while areas such as the smokebox and top of the cab roof are presented with a more matt finish. Vivid renditions of the yellow Gill Sans lettering and numbers – complete with red, white & black shading – adorn the flat tank sides, with those on the front bufferbeam finished in gold leaf. Black and white lining neatly frames the latter, applied with great finesse to the perimeter of the beam.

Mechanism and performance

The model is equipped with a five-pole motor, housed within the boiler casting, providing drive to the centre axle; the drive train is concealed neatly within the firebox. Current is collected via wiper pick-ups from all wheels – all of which feature brass bearings.

For those wishing to equip the model for digital operation, a 21-pin DCC interface (compatible with the firm's range of HM7000 Bluetooth® DCC/TXS Triplex Sound decoders) is located forward of the motor; this is complemented by a factory-fitted 15mm x 11mm 'sugar cube' speaker with resonance chamber, positioned atop the transmission. However, at the time of writing, no J13/J52 profile is available to download from the HM7000 sounds library.

Access to the mechanism and decoder is achieved by removing three screws – the first doubling up as the mount for the front NEM pocket, situated below the smokebox, with the final two located at each corner below the bunker. Once disengaged, the body can be lifted carefully away from the chassis.

On test the model proved to be a smooth and quiet runner through the speed ranges. In haulage tests, it managed an impressive 15 Pullman cars around the Pecorama loft layout, with its 1 in 48 gradients and 3' radius curves.

Great Northern galore

Model duplication has been a topical subject of late, with Rapido Trains UK having previously announced models of the same prototype – plans for which were revealed in our January 2024 issue. However, in a possible first for the industry, the two firms have co-operated publicly to ensure no like-for-like duplication in the initial releases – each catering for different detail variants and identities, thus ultimately giving the modeller even more choice! The Hornby offering certainly hits all the marks, capturing the charm and character of these stalwart saddle tanks.

Sample supplied by

HORNBY HOBBIES Ltd
Westwood, Margate,
Kent CT9 4JX
www.hornby.com

PRICE
Ref.R30366 – £174.99 DCC ready

The cab interior is fully detailed with separately fitted parts.





GNR lamps are provided, and fit on the brackets as required.

Great Eastern Railway ‘Buckjumper’ 0-6-0Ts from Accurascale



▲ Our samples of GER S56 No.84 and BR J68 No. 68646.

The Holden Class S56 0-6-0T (London & North Eastern Railway J69) formed the subject of our Scale Drawings piece in the February 2023 RAILWAY MODELLER, the class being one of several similar Great Eastern Railway 0-6-0Ts that formed a 190-strong family of tank engines commonly known as ‘Buckjumpers’ because of their lively riding at speed. Naturally, this amalgamation of various locomotive designs would give rise to a minefield of detail differences, with various modifications, boiler changes and resulting reclassifications. It therefore came as a great surprise when, a few months later in our May 2023 issue, it was revealed that Accurascale was to produce the first ready-to-run models in 00 – comprising the LNER Classes J67, J68 and J69 – with tooling catering for many of the detail variations between classes and sub-classes.

Supplied Digital Command Control ready or DCC sound-fitted, the first production run comprises: S56 No.84 in GER ultramarine blue; J69 No.359 in L&NER lined black; J68 No.7027 in LNER plain black; J67 No.68535 in BR black with early emblems; and J68 No.68646 in BR black with late crests. Two exclusive models have also been produced: an ‘Accurascale Exclusive’ depicting J69 No.68619 – the famous Liverpool Street station pilot that was painted in GER-style lined blue with late BR crests from 1959 until withdrawal in October 1961 – and a Locomotion Models exclusive S56/J69 in GER blue as No.87, which forms part of the National Collection.

A brief history

It is safe to say that the ‘Buckjumpers’ have one of the most complex histories of any UK prototype – comprising three main classes, of which there were both passenger and goods/shunting versions, not including the rebuilds and modifications received during service. A development of James Holden’s successful T18 0-6-0Ts (LNER J66s), the first in this new series of tank engines was GER Class R24, introduced in 1890 for the company’s intensive ‘Jazz’ suburban passenger services from Liverpool Street. Of the 140 R24s built, 100 were designated for passenger duties, with the remaining 40 intended for shunting and goods workings – passenger engines being fitted with screw reversing gear and Westinghouse brakes, whilst the goods locos featured lever reversers, and hand and steam brakes.



▲ The chassis of our sound-fitted J68 sample.

With the introduction of heavier trains, 95 of the passenger R24s were rebuilt with higher-pressure 180psi boilers and larger tanks between 1902 and 1921, becoming R24Rs. These were joined by 20 newly built locos to an almost identical design in 1904, featuring wider cabs and bunker, and designated S56.

The final development of the series came in 1912, with the introduction of the Class C72. A total of three batches of 10 were built in 1912, 1913-14, and 1923, with the first batch for passenger services, whilst the second and third batches were shunting locomotives;





▲ **The cab roof is removable and held in place with small magnets, allowing a view of the footplate.**



▲ **J68 No.68646 at Stratford shed on 28 September 1957, alongside B17 4-6-0 No.61637 *Thorpe Hall*. *Photo: Rail-Online***

these featured updated cabs more modern in appearance with higher roofs, side windows and rectangular spectacles with quasi-elliptical tops.

Following the Grouping in 1923, under LNER ownership the original Class R24 locomotives with 160psi boilers became LNER Class J67; Classes R24R and S56 with 180psi boilers were classified J69; and the Class C72 became Class J68. However, in reality things were never as clear-cut, with examples receiving different boilers at various times and being reclassified accordingly; passenger engines being converted for shunting; and locos being further distinguished with various sub-classes depending on the size of the side tanks!

From the 1930s through to the 1950s, allocations were spread across the LNER system from East Anglia, through Stratford, Lincolnshire and Yorkshire, Manchester, Liverpool and Wrexham, and on to Scotland. Withdrawals began in 1937, with several sold to the War Department. Following Nationalisation, withdrawals once again gathered pace through the mid-to-late 1950s, and by 1962 all had been withdrawn, with just No.68633 surviving into preservation as part of the National Collection; this locomotive has been restored to represent its GER S56 condition and is housed at Bressingham Steam Museum, Norfolk.

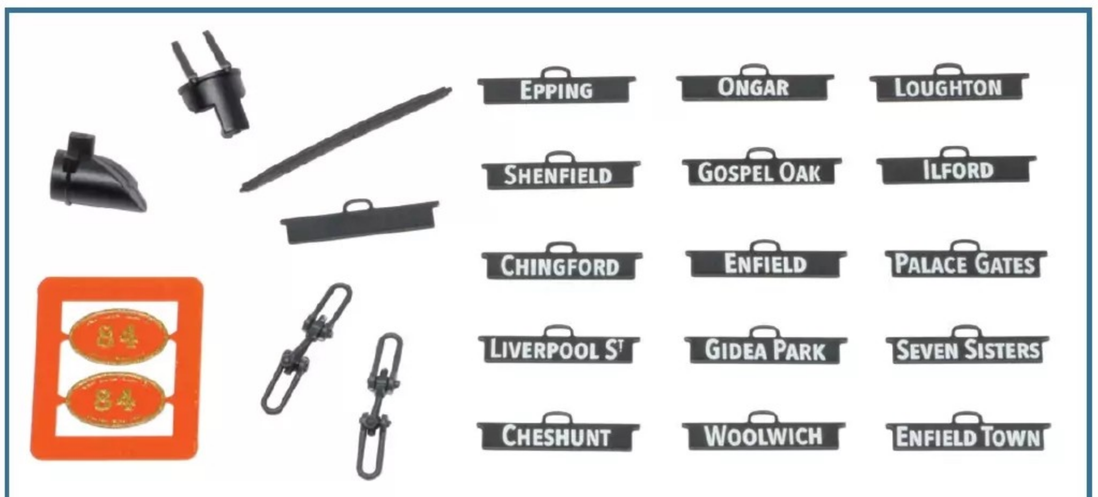

▲ **Extra detail parts supplied include authentic destination boards, screw couplings and (for GER No.84) etched numberplates.**

Our samples in detail

We received a pair of sample models for review. The first (ref.ACC2426) is presented as S56 Class No.84 – one of the last batch of 10 locomotives built by the GER at Stratford in 1904. Designated J69 by the LNER, it received the number 7084 in 1924; this later changed to No.8630 under Thompson's renumbering scheme in January 1947, and it became No.68630 in July 1949 following Nationalisation. It remained in BR service until withdrawn at Stratford (30A) on 1 January 1959. The model portrays No.84 in its striking GER ultramarine blue colour scheme with vermilion lining and shaded lettering – a livery which it is believed to have carried from new, until being repainted into GER 'austerity' wartime grey in 1915.

The second model (ref.ACC2441-DCC) depicts J68 No.68646 in BR black with late crests (this sample also being equipped with DCC sound). Outshopped as GER No.50 in 1912 (later No.7050 under the LNER), the real machine was one of the first batch of C72s – the final development of Holden's 0-6-0T classes – designed by A J Hill. It spent its life working suburban services out of Stratford shed – firstly, on the Enfield Town and Chingford 'Jazz' services, and then in places such as North Woolwich, Palace Gates and Blackheath. Having passed into BR ownership in 1948, it would become one of only two J68s (the other being No.68649) to receive the BR late crests, which it carried until withdrawal at Stratford on 10 September 1961.

Each model comes presented in a sturdy card box, with a lavish operator's pamphlet that provides historical notes on the real machines, as well as basics on caring for your model. Construction is predominantly die-cast – including the boiler assembly, running plate, chassis and wheels – decorated with numerous separately fitted plastic and turned metal parts. This extensive use of metal contributes to an impressive overall weight of 173-175g. The side tanks and cab assembly, along with the majority of the boiler fittings, are moulded in plastic, with handrail detail and pipework also predominantly plastic. Buffers are turned metal and sprung, while brake rigging is pre-fitted. The bunker is supplied empty, allowing for the addition of a real coal load.

Our pair of samples illustrate just some of the many detail differences being catered for within the Accurascale tooling suite, including flanged and riveted smokeboxes, GER stovepipe or LNER lipped chimneys, Ramsbottom and Ross pop safety valves – to name but a few. Bespoke to our S56 sample is the additional link on the left side of the smokebox for the Macallan blastpipe (later removed by the LNER), with our J68 being one of those equipped with vacuum brakes and steam heating.

Most distinguishable are the two styles of cab – our S56 featuring the wider design typical of the class (flush with the side tanks), sporting arched roof without vent, front ventilator and round spectacles. This design was later



▲ **A pair of tweezers are supplied with the model, for extracting the DCC decoder interface.**

revised for the J68, incorporating a higher arched roof, cab doors, side windows and rectangular spectacles with quasi-elliptical tops – our model showcasing these features, along with prototype-specific details such as roof vents, and no cab front ventilator.

The cab interior, however, is the real show-stopper, with this feature fully appreciated courtesy of the removable cab roof (held in place by four small magnets). The backhead fittings are simply exquisite, all picked out in appropriate colours; particularly worthy of note are the ultra-fine valve handwheels (with a convincing dull brass finish) and firedoor ratchet.

All this detail is complemented by the flickering firebox glow feature, which operates on DCC fitted models only. This feature corresponds with function F8, simulating a round of coal being fired: the sequence starts with the flicker effect activating, along with the sound of coal being shovelled. (This sequence also actives randomly at various intervals.)

Slimline tension-lock couplings, housed within dovetail NEM pockets, are fitted as standard: these are mounted to the underside of the chassis, each with a degree of sideways articulation, but have been removed for photography. Each bufferbeam features a sturdy coupling hook for the optional installation of screw-link couplings – provided as part of the extensive accessory bag.

Further details are supplied for the modeller to fit if desired, including Westinghouse brake fittings (to be fitted in place of the rear NEM coupling), brake cross beams and steam heat pipes (only present on our J68 sample) – all of which have been fitted here for photography. Etched versions of the painted cast GER numberplates are also provided with our S56 sample. Each model includes a wide selection of painted etched destination boards – these slotting neatly into the mounting brackets on the smokebox door and bunker; as supplied, the S56 is equipped with boards for Liverpool St, with blank boards fitted to the J68.

Decoration of both models is to the firm's usual high standards, though naturally, of our pair of samples, No.84 particularly stands out with its elaborate GER lined ultramarine blue colour scheme. The intricate vermilion lining has been applied with great finesse, providing a clean delineation between the vibrant blue paintwork and black border surrounds; this extends to the wheels with their black-painted tyres, and the connecting rods, which are also finished in vermilion. Polished smokebox fittings and handrails are highlighted in silver, with spectacle frames and decorative metal trim picked out neatly in a metallic brass colour, and pipework in copper. The gold leaf letters on the tank sides – complete with red, white & black shadowing – are rendered crisply, as are the straw running numbers with black drop shadows on the front and rear bufferbeams. This level of application is also true of the late crests and overhead warning flashes on our BR example.



Mechanism, sound & performance

Each model is equipped with a large flywheel-fitted coreless motor, housed midships within the boiler barrel, providing drive to the rear axle. Current is collected via wiper pick-ups from all wheels – all of which feature brass bearings.

Capacitors, to smooth out any interruptions to the current collection, are also fitted as standard. A slide-out printed circuit board with Next18 interface is located inside the smokebox, and accessed via the magnetically secured removable door; a pair of ultra-fine curved tweezers are provided for ease of extraction.

Factory sound-fitted models are equipped with a Next18 ESU LokSound V5 sound decoder, pre-loaded with a sound project incorporating no fewer than 22 control, lighting and sound functions. Sounds are emitted through a pair of 15mm x 11mm 'sugar cubes' with resonance chamber (these being only installed in factory sound-fitted examples).

In addition to the usual sounds you expect – such as whistles, the injectors and Westinghouse pump – the project incorporates an 'Easter egg' in the form of function F22. Activating this results in a rendition of Neil Diamond's *Sweet Caroline*, played on a fairground organ! (Perhaps this was recorded whilst surveying the sole surviving J69 on site at Bressingham?)

Body removal is achieved by removing three screws: two are located just behind the front bufferbeam, with the third situated between the frames under the bunker. It is worth noting that the PCB must be removed before attempting this, along with the front and rear NEM couplings to gain access to the screws. Once the screws are removed, the body can be eased gently away from the chassis, ensuring none of the fine pipes around the air or vacuum braking systems are snagged.

On test, our DCC ready model was found to be extremely smooth and quiet in operation, with good slow speed performance – the gearing ratio being very much in keeping with the prototypes. It was able to comfortably haul 12 Pullman carriages round the Pecorama loft layout, with its 1 in 48 gradients and 3' radius curves.

Bucking the trend

Accurascale is to be highly commended for tackling this complex subject, delivering an all-round well-refined model. With there being such an array of detail differences across the class with regard to cabs, tanks and chimneys, it is easy to see why the manufacturer has postulated that these models may have the biggest tooling suite ever created for a tank locomotive! It will be interesting to see what other variants may be tackled in any future production runs…

The manufacturer has delivered its allocations to customers who placed pre-orders, including the exclusives. However, remaining stocks are available from selected Accurascale retailers (see the firm's website for a list of stockists).

Samples supplied by

ACCURASCALE Ltd
60 Windsor Avenue,
London SW19 2RR.
www.accurascale.co.uk

PRICES
Ref.ACC2426 (DCC ready) – £139.99
Ref.ACC2441-DCC (DCC sound-fitted) – £239.99





Dapol wagon commissions for Bagnall Locomotive Group

00



The Bagnall Locomotive Group has received its latest pair of limited edition wagon commissions in 00 from Dapol, all the proceeds from which will go towards the continued operation of the group's Bagnall Austerity 0-6-0ST Works No.2746 *The Duke*, based at the Ecclesbourne Valley Railway. The first of these is a 10' wheelbase seven-plank open vehicle in the red livery with white lettering of R Nall & Sons Coal Merchants, Buxton, with the running number 7. The second – another seven-plank open – carries the livery of J H Buxton Coal Merchants, Buxton, with the running number 9, finished in black with white lettering. Each is marked 'Return to Higher Buxton LMS'.

The models are equipped with metal spoked wheelsets, removable coal loads and slimline tension-lock couplings mounted in NEM pockets, and each is limited to 200 examples at £16.00 each (P&P £4.50 for up to four wagons).

Orders can be placed via email (sleepermonster@yahoo.com) with payment by PayPal, or by post with cheques made payable to 'T J Oaks' and sent to the address below.

Samples loaned by

BAGNALL LOCOMOTIVE GROUP
13 Trenchard Drive, Buxton,
Derbyshire SK17 9JY

PRICES
See text

New figures and details from Modelu

4mm

Modelu – manufacturer of 3D-printed figures and accessories in scales from 1:148 (N) through to 1:48 (O) – has added a bumper array of items to its 4mm scale product lines, samples of which are illustrated here.

First up, there are two track worker packs (pictured, below): 1970s-1980s PW Gangers (ref.10304-076) and S&T Inspectors (ref.10305-076). The former comprises six figures in period high-visibility gear; four workers with shovels, plus two lookouts (priced at £19.95), with the latter consisting of two inspector figures – one kneeling, the other with a clipboard (priced at £7.95).

The firm has also developed a new range of period Southern Railway platform and lineside details. For the trackside, there are SR mileposts (ref.2625-076) – supplied as a pack of 24 with various mileages (priced at £7.95 per pack); SR gradient posts, comprising six posts with various gradients (priced at £4.95); and for platforms, there are fire buckets (ref.2632-076) complete with two wall-mounted brackets (also £4.95).

Further platform details are London & South Western Railway Barley Twist lamps (ref.2601-076), supplied as a pack of five and priced at £7.96. Produced from a kit of three parts, the ornate posts feature hollow centres into which brass tubing can be inserted for strengthening or lighting purposes: the firm recommends 0.75mm tubing for the 4mm version and 1.5mm for 7mm scale.



Next are customisable SR concrete running in boards (ref.2628-076) – giving customers the option to specify their own bespoke station name at the time of ordering, entered in the customer notes at the checkout stage. Our samples have appropriately been finished with the name of our former local station, Seaton – as chosen by the Modelu team. Each pack comprises two signs, supplied in three parts (custom board and two posts), priced at £7.95 (4mm) or £12.95 (7mm).

Finally, we received a sample of the Severn Valley Railway Resilience Fund Set (ref.0289-076) – comprising eight figures, all SVR volunteers (pictured, top). Priced at £24.95, 50% of the proceeds from sales of this special collaboration pack will be donated to the Resilience Fund – for further details, see News, RM April 2025.

Southern Railway gradient posts, mileposts, station sign, and LSWR lamp.





All figures and accessories are supplied unpainted in a grey-coloured material and require painting. The full range of Modelu 3D-printed figures and accessories can be seen on the firm's website, together with details of how to order. A custom scanning service is also available by prior arrangement.

Samples supplied by

MODELU
Office & Workshop,
40 Hounds Road,
Chipping Sodbury BS37 6EE
www.modelu3d.co.uk

PRICES
See text

Book Reviews

Southwark Bridge – A Grand Project

South Western Circle Monograph No.13 Mike Day and Ted Stephens

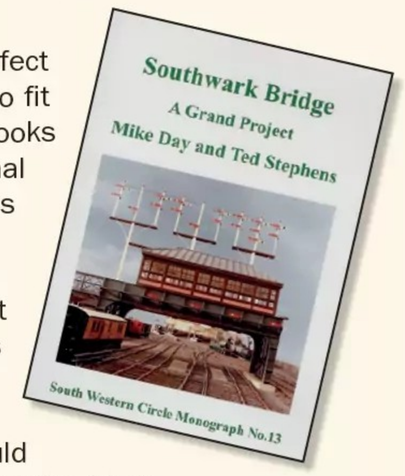

Books detailing layout builds and operation are not common, but when they do appear, there is usually something unique about them. This is a case in point. When the South Western Circle moved on from the *Winchester Chesil* project, something even more challenging was required. Enter the idea for a 'what if' London terminus which assumed that Waterloo station never appeared: *Southwark Bridge* is the result. Started in 1996 using a plan drawn up by Henry Bousher, it has been in continuous development and operation ever since. Built to P4 standards and set at the precise date of 16 October 1912, this was to be the project to beat all projects.

This weighty volume, sectioned in a numerical report style (8:5 etc.), describes the story of the layout in incredible depth, starting with the reasons for building it, before jumping into the historical background of the possible prototype and the research undertaken, including period maps with draft overlays. The rest of the book describes the layout proper, beginning with all the types of movements that occur: passenger, light engine, empty coaching stock, and so on. This is supported by a raft of track diagrams, with colour coding showing the movements. Written down, this sounds complex, but the presentation is very clear. Sections on signalling follow, with an equal amount of table and diagram information, supported with layout photos. This part of the book is wrapped up with further exploration of the 1909 working timetable that was used as a starting point for operations.

At this point, the book swings around dramatically into a landscape format. This is to accommodate the descriptions of the naturally longitudinal photos of rolling stock, and in many cases, the entire train formations. Descriptions of various buildings and important layout features are then covered, with plenty of photos. The main section of the book concludes with a long section of actual operation – that is, the human interaction with the layout, and the mechanical and electrical means to do so.

There are two lengthy appendices: the first fully presents the Act of Parliament for the route to Southwark Bridge; the second, the initial draft of proposals and workings that instigated the layout's building. The book concludes with 14 pages of photographs of the layout and a fold-out track diagram.

The choice of an A5 perfect bound format is probably to fit physically with the other books in the series, but a personal view would be that this was a poor decision. It feels cramped, and the need to drop into landscape format in several places suggests that a bigger format (A4 or larger) would have been much better and would have let the information breathe. That point aside, this is a remarkable piece of work that will definitely appeal to Southern, London & South Western Railway, and finescale modellers alike.

CF

The South Western Circle
To purchase, email: sales@lswr.org
www.lswr.org

212mm x 149mm, 276pp
Softback, £15.00 + P&P
No ISBN

Crewe Works

A celebration of steam

Keith Langston



Swindon aside, there cannot be a more famous railway works than Crewe. Founded in 1833 and essentially still in operation, its life and output have been long and prolific, turning out some of the most influential locomotive designs in British history. Compressing all this information into a single volume would be near impossible, but the author has presented a lovely overview of the life of Crewe Works and the locomotives that emanated from it.

The book starts with a brief introduction and a short history, before jumping straight in with some full-page period photos of the inner workings of the site. These are beautiful snapshots, and range from the late 19th century up to the early 2000s.

There then follow three loose sections describing Crewe locomotives: each class is given upward of one page with many photos, a written history and a short table of specifications. There is enough detail here for most, and it does not get bogged down with too much technical language. These sections are un-headed, but fall into three groups: London Midland & Scottish, London & North Western Railway and British Railways, in that order, though it is unclear why they are not presented in a logical build date order even with regard to these sections. These pages are illustrated to a high standard, with a roughly 70:30 split of black & white to colour. Although there is some variance within the monochrome printing, the book does, in the main, avoid the mix of grey tone and sepia that is prevalent in many modern photo albums. The book concludes with a section on the 2005 Great Gathering at the works.

I wondered if a title of 'The Locomotives of Crewe Works' might have been more descriptive. However, this is an excellent book which will find favour with many LMS and LNWR enthusiasts, but will also make a great introductory volume for those new to the subject.

CF

Mortons Books
Media Centre, Morton Way, Horncastle LN9 6JR
www.mortonsbooks.co.uk

306mm x 217mm, 200pp
Hardback, £39.99
ISBN 978 1 911704 18 8

DVD Reviews

The Ivo Peters Collection Volume Fifteen – Steam in 1965



This is the latest compendium of 16mm colour cine film recorded by master photographer Ivo Peters to be made available on DVD format, having originally been released on VHS cassette.

In 1965, BR steam was approaching its swan song, this year seeing diesels finally usurp steam on the Western Region, whilst Ivo's beloved Somerset & Dorset was in its final months of operation. It is unsurprising, therefore, that railtours feature heavily in this film.

After an all-too-brief glimpse of Mangotsfield station – with a scene of a BR Standard 3MT 2-6-2T that mirrors closely the photo published in last month's RM – the first part of the programme covers the Southern Region around Weymouth. Ivo's motivation for journeying here on 12 September 1965 was to record a railtour, organised by the Gainsborough Model Railway Society and hauled by recently preserved Gresley A3 No.4472 *Flying Scotsman*. Arguably of greater interest, however, are the normal steam-hauled workings that Ivo recorded before and after the passage of the A3, including BR Standards and Bulleid Pacifics.

Other railtour workings follow, this time on the Western Region, with Nos.1420 and 4555 working in unison, together with a second preserved LNER machine – No.3442 *The Great Marquess*.

There follows a detour from standard gauge metals with a series of views showing the 18" gauge Bicton Woodland Railway in Devon, with passenger trains hauled by Avonside 0-4-0T No.1 *Woolwich*, of 1916 vintage. (The locomotive now resides at the Statfold Barn Railway Museum.)

The highlight of this volume, for your reviewer at least, is the collection of sequences on the Cromford & High Peak Railway in Derbyshire. The first of these were obtained over two days in July 1965, Ivo having obtained a brake van permit for this visit. Aside from the J94 0-6-0STs that operated the line at this time, with its notorious 1 in 14 Hopton Incline, the camera also shows old locomotive tenders included in the train formations, which were used as water carriers, serving remote cottages and winding houses along the line. The last sequences were filmed during a subsequent visit in 1967, when brake van specials were chartered on the railway's final working day before closure.

A brief interlude records the formal handing over of No.4079 *Pendennis Castle* into private ownership, following its overhaul and repainting into Great Western livery at Swindon Works.

No Ivo Peters volume would be complete without views of the S&D. On 1 December, Ivo was granted his final footplate pass, aboard BR Standard Class 5MT 4-6-0 No.73001. However, a blowback from the locomotive's firebox occurred at Midsomer Norton, fortunately without injury to those on the footplate, the aftermath of which was captured on film. There follow glorious views of BR Standard 4MT 2-6-0 No.76006 in crisp autumn sunshine, first exiting Chilcompton Tunnel and then on the approach to Masbury Summit.

The latter part of the programme is devoted to industrial subject matter, starting with National Coal Board sites, including fascinating views of operations at Waterside in Ayrshire. Motive power here comprises various Andrew Barclay designs, operating amongst wooden open wagons in NCB red livery – pure catnip for the modeller!

Other highlights include views of the Garratt locomotive *William Francis* in operation at Baddesley Colliery, and sequences on the Irchester ironstone system. The condition of the lightly laid track on the latter is worth noting.

In short, another fascinating volume of archive material, which all serves as valuable inspiration for the modeller.

CT

The Ivo Peters Collection
2 Dark Lane, Steeple Ashton, Nr Trowbridge, Wiltshire BA14 6EY
Tel: 01380 871077

Running time 52 minutes approx.
£16.95 including p&p (cheques payable to 'The Ivo Peters Collection')

Please send news items and images to:
Peco Publications & Publicity Ltd,
Beer, Devon, EX12 3NA
Email: newsdesk@railwaymodeller.co.uk

NEWS FROM RAILWAY MODELLER

SEPTEMBER 2025

Bachmann announces LNER J71 in OO

Bachmann has announced that the North Eastern Railway (NER) E Class 0-6-0 tank locomotive, of which LNER No.317 took part in the Stockton & Darlington Railway centenary celebrations in 1925, will be the next steam locomotive to feature in its OO gauge Branchline range.

A total of 120 of these locomotives were built in 1886-1895, differing from the later E1s (subsequently LNER J72s) by having larger wheels (so the splashers were larger) and smaller cylinders and bunkers. The E class was classified as J71 by the LNER and by Nationalisation, 81 remained in traffic. The last example, No.68233, was withdrawn by BR in 1961 and none were preserved.

This is the first time the class has appeared as a ready-to-run model in any scale. New tooling means it shares only a few components with its J72 counterpart.

The models will have a coreless motor, with electrical pick-up from every wheel. Separate metal bearings will be fitted to each axle. DCC provision comes in the form of a Next18 decoder socket, and all models will have a built-in speaker and firebox lighting system operating on analogue and DCC. Sound fitted models will come with an ESU Loksound Micro V5 DCC sound decoder pre-fitted and again usable on both dc and DCC.

Three livery versions will be offered initially: No.495 in lined NER green, with an RRP of £169.95 (£279.95 Sound Fitted); S&DR centenary loco No.317 in LNER



black with an RRP of £159.95/£269.95 and No.68260 in BR black with early emblem, again with an RRP of £159.95/£269.95. Delivery is expected in early 2026.

Coal hoppers in N

Bachmann has also announced N gauge models of the NER Diagram P7 wooden coal hopper wagons, introduced in 1902. More than 10,000 were built, bolstered further when the Dia.P8 wagons, fitted with anti-friction gear to allow for greater payloads, had that gear removed and were reclassified as P7 – so in 1923 more than 17,000 P7s passed to the LNER.

As well as numerous door and brake gear variations, the wagons had two large wooden pillars at each end which on some vehicles extended below the bufferbeam, allowing them to couple to the earlier chaldron waggons.

The LNER continued building these wagons as Dia.12, with more than 7,000 being built under that classification.

The new models depict both the NER-built P7 and LNER-built Dia.12 wagons with their wooden end pillars or steel uprights respectively.

The initial selection will span these wagons' working lives through NER, LNER and BR operation, and into their final years with one example in NCB black and a second in use with British Sugar Corporation (BSC Ltd.). Priced at £29.95 each, the first production run will include two examples for the Railway Celebrations range and delivery is expected in early 2026.

www.bachmann.co.uk



Rails and Sonic Models to produce NBR Glens in OO

Rails of Sheffield has revealed that its latest partnership project with Sonic Models will be OO gauge models of the 1913 batch of North British Railway K Class 4-4-0s, later the London & North Eastern Railway Class D34s and otherwise known as the 'Glen Class'.

One example, NBR No.256 *Glen Douglas* (later LNER No.9256, then No.2469 and latterly BR No.62469), having been repainted in NBR olive brown livery to haul railtours from 1959-65, is now preserved in the transport collection at Glasgow Riverside Museum.

Rails states that the models will cover the locomotives throughout their lifespan, from the North British Railway liveries of the 1910s through to BR 1960s guises. No.256 *Glen Douglas* will of course feature in preserved condition with dark olive brown paintwork, but there will also be a special twin pack of No.62496 *Glen Loy*, in lined BR black with early emblem, and No.62471 *Glen Falloch*, in lined BR black with late crest, which were specially embellished to appear in an episode of the BBC TV *Railway Roundabout* series recorded on the West Highland Line in 1959.

The other models planned are: No.221 *Glen Orchy* in NBR olive brown with full lining and coat of arms on the tender between the 'NB' initials, circa 1913-23; No.291 *Glen Quoich* in NBR olive brown with full lining and running number between the tender initials (1917-23); No.9493 *Glen Luss* and No.9307 *Glen Nevis* in LNER lined grass green (1923-27); No.9153 *Glen Fruin* in LNER black lined in red (1928-41); No.62488 *Glen Aladale* in BR lined black with early emblem (1948-1956); and No.62467 *Glenfinnan* in BR lined black with late crest (1956-1960).

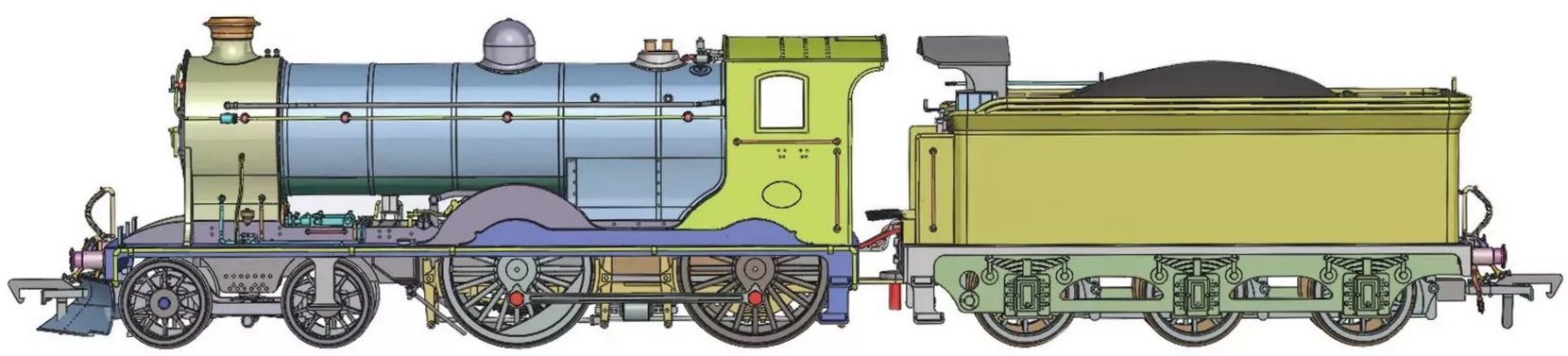

Computer Aided Design render of the Rails/Sonic Models K Class.

The models will be supplied Digital Command Control ready with a 21-pin socket plus a pre-fitted speaker for DCC sound, as well as finescale wheels to RP25 profile. Other features will include a detailed cab interior with illuminated firebox glow, electrical pick-up from the driving and tender wheels, cosmetic internal motion between the frames under the boiler, 12V motor with flywheel, NEM couplings and a detailing pack comprising optional snowplough, lamps and fire irons.

The individual locomotives in LNER or BR black liveries will have an RRP of £179.95, while those in NBR olive brown or LNER grass green liveries will have an RRP of £189.95.

The special twin pack, meanwhile, will have an RRP of £369.95.

Rails states that, at the time of this RM issue going to press, production of the Glens is well under way, with initial CAD work complete, and the manufacturer will be moving on to tooling very soon. The models are available to pre-order exclusively through Rails.

Rerun of Caledonian Railway No.828 in two liveries

Continuing with the Scottish theme, Rails has also announced another exclusive run, in collaboration with Bachmann, of Caledonian Railway 0-6-0 No.828 in both as-built CR light blue livery and as preserved in later CR dark blue.

The specification will remain the same as with the first batch (reviewed in the January 2022 RAILWAY MODELLER), with separately fitted parts including handrails, lamp irons, smokebox door wheel, safety valves and whistle, plus a detailed cab with firebox glow effect and separate parts such as a hinged fallplate.

Digital and sound capability will be catered for with a Next18 decoder socket and pre-fitted 'sugar cube' speaker, both located in the firebox area.

Both versions of the locomotive will be available either DCC ready at a price of £214.95, or DCC sound-fitted at £329.95, with a £30 deposit required when ordering up front. For details see:

www.railsofsheffield.com



Caledonian Railway No.828 in dark blue.

Pecorama celebrates Beer Heights Light Railway Golden Jubilee



▲ *Thomas Junior* and *Thomas II* at the head of a special Golden Jubilee train on 16 July. *All photos by Craig Tiley except where stated*

Wednesday 16 July saw the Beer Heights Light Railway at Pecorama in Beer, Devon, celebrating its 50th anniversary with a visit from Richard Awdry, grandson of Thomas the Tank Engine author the Rev. Wilbert Awdry, who first opened the railway in 1975.

With the weather turning bright after a grey start, speeches were held at the BHLR in front of a large crowd including pupils of the nearby Beer Church of England Primary School and the vicar of Beer, the Rev. Justin Montague, as well as summer visitors to the area.

In introducing Richard Awdry, Peco company chairman Michael Pritchard recalled the events a half century before, on 14 July 1975, when the Rev. Awdry named the BHLR's first steam locomotive *Thomas Junior* in honour of his best-known Railway Series locomotive character. This locomotive subsequently operated on the railway for two years until it was recognised that it had become too small for the line's needs, and so it was sold to be replaced by the larger and still resident locomotive *Thomas II*.

The BHLR also began operating with a small battery-electric locomotive named *Little Nell*, which was similarly sold in the 1970s as the line was extended. However, after some searching in preparation for the 50th anniversary, *Thomas Junior* was tracked down to its current home in Essex and *Little Nell* was located in a farm shed in Cumbria, with the result that both locomotives were able to return to Beer for the anniversary event.

Also tracked down, after an appeal was made on Peco's social media, was one of the two ladies who held the ribbon at the opening of the railway in 1975, Karen Youens. Holding the other end of the ribbon in front of the anniversary train headed by both *Thomas Junior* and *Thomas II* was former Peco employee Linda Laforge.

In his own speech, Richard Awdry noted that the discovery of a former BHLR locomotive in a remote shed in Cumbria reminded him of his grandfather's book *Duke the Lost Engine*, in which the main character (a George England 0-4-0ST+T based on the Ffestiniog Railway locomotive *Prince*) is boarded up in a shed after the closure of the Mid Sodor Railway and then forgotten about, only to be rediscovered years later. Interestingly Richard is now the custodian of Rev. Awdry's *Ulfstead Road* 009 layout that inspired the book about *Duke*.

Richard Awdry then explained how his grandfather Wilbert had first conceived the idea of steam locomotives 'talking' to each other during his childhood while living near the Great Western Main Line to Box Tunnel, near Bath. Lying in bed at night he could hear the freight locomotives and their banking engines straining up the gradient and seeming to chuff: 'We – can – do – it; we -can – do – it…' and so on.

This idea returned to Wilbert in 1943 when he was curate at Kings Norton, Birmingham, and his son Christopher was ill with measles. To keep the little boy entertained, he came up with some stories involving engines and drew pictures of the locomotive characters with faces on their smokebox fronts. In due course young Christopher asked for more railway tales, and these were then published in the book *The Three Railway Engines* in 1945 – 80 years ago this year. Its success led to Wilbert Awdry writing 26 such books up until 1972, and then with the grown-up Christopher – Richard's father – adding more titles during the 1990s. Richard added that, so far, he had not followed the family tradition of writing stories but, watch this space, the time might one day come…

Richard then added that following the death of Wilbert Awdry – or 'Grandpuff', as he used to call him, using a name by which the younger engines refer to *Duke* in the *Lost Engine* book – his father Christopher came to Beer in 2005 to mark the 30th anniversary of the BHLR with the planting of a tree. Richard then read out a message from his father – who is now unable to travel very far – in which he congratulated the BHLR on its 50th anniversary and remembered how he and the family had enjoyed visiting the Pecorama gardens and meeting Pilchard, 'the almost resident cat', as well as recalling the impromptu manufacture of rainproof wear from bin bags that was carried out by a school teacher for her pupils when the weather for that event suddenly turned stormy.

Fortunately no such ingenuity was required as Richard Awdry, assisted by Michael Pritchard, marked his visit with the planting of a new tree, and then took a ride behind *Thomas Junior* and *Thomas II*, before meeting members of the public and autographing books for the appreciative visitors to a successful event.



▲ **Karen Youens (*right*), who held the ribbon at the 1975 opening of the railway, with Linda Laforge (*left*).**



Following a tree-planting ceremony, Richard Awdry met with members of the public and autographed books written by his father and grandfather. ▶

Forthcoming events at Pecorama

To celebrate the 50th anniversary of the BHLR, for 2025 only there is 50% off admission (quote 'RM50' on entry or use the code 'SKY50' when booking online), meaning that adult tickets are priced just £7.25 and concessions (3-17 or over 65) are £6.25, whilst a family ticket for four individuals is £24.95 (five individuals is £29.95). Infants aged two and under are free, whilst dogs are £1.00.

Pecorama will be open daily until Monday 1 September, and then on selected dates in the rest of September and October.

Special events taking place during the remainder of 2025 include Loco Week on 19-23 August; a Diesel Day Gala on 13 September; and Rail 200 Day on 27 September. See the website below for further details.

Pecorama
Beer,
Seaton,
Devon EX12 3NA
Tel: 01297 306 007
Email: info@pecorama.co.uk
www.pecorama.co.uk

Jools Holland visits Peco

Peco was delighted to welcome music legend Jools Holland back to its Devon headquarters on 26 June.

Arriving mid-morning, after meeting the team responsible for the magazines and other office staff, Jools (along with his tour manager Steve Taylor) was taken through the Peco factory by Ben Arnold (Managing Director) and Michael Pritchard (Chairman), accompanied by the Editors of RM and CM. He happily chatted with staff in all departments about modelling and music, and said he was very impressed by the well-organised production facilities from design through to packing – and the fact it was all done on site in Britain.

He was then given the opportunity to drive 'his' locomotive – Beer Heights Light Railway 0-4-2T No.12 *Jools*, which he had formally named during his previous visit in June 2018. The loco is frequently used for full-day driver experience courses on the BHLR.

After lunch, he made time to see the extensive exhibition of model railways and the model shop. Then it was off to the next gig.

Since we featured his layout (January 2019) Jools tells us that he has made further developments to the model, which we hope to report in due course.



Jools and *Jools*! Under the expert guidance of Bob Pearce and Derek Boswell, Jools then took to the driver's seat.



Jools inspects work in progress on one of the multi-colour printers.



Jools is shown a test model of a new laser-cut wood kit by Ben Arnold.

Pecorama steam locomotive revealed in striking new livery

As part of celebrations marking 50 years of the BHLR, a competition was recently held to design a new livery for 0-4-2 tender locomotive No.3 *Dickie* (see News, RM March).

Built in 1976 by David Curwen of Devizes, Wiltshire, the veteran locomotive has previously worn liveries including Caledonian Railway lined blue and London Brighton & South Coast Railway Marsh umber.

On Saturday 19 July the locomotive was unveiled following a special ceremony, carrying its new crimson livery with straw and black lining, applied in the style of the Welsh Highland Railway locomotive *Russell*.

The repaint took Carolyn Nation five weeks to complete in the BHLR workshops, during which time the opportunity was also taken to carry out a thorough mechanical overhaul.

Achieving the desired finish required the application of two primer coats, two undercoats, two top coats and one coat of varnish. Lining was all completed by hand, whilst the lettering was created using 23½-carat gold leaf.

Other members of the BHLR team who were involved with the project include Clive Bartram, Nick Cleaver, Callum Darraugh, Roy MacLellan and Nigel Musson.



Dylan Burnell in the cab of BHLR No.3 with his winning livery, flanked by BHLR staff members Callum Darraugh and Carolyn Nation. *Photo: Callum Willcox*

Venue confirmed for Peco RAIL200 Model Layout Competition finale

A venue has been agreed for what promises to be a spectacular finale to the Peco RAIL200 Model Layout Competition.

With the closing date for purchasing entries to the competition having now passed, those taking part have until 30 September to submit photos of their finished models. During early October the models will be judged, from which a list of finalists will be drawn and a winner chosen for each prize category. (The winners will be announced in the December issue of RAILWAY MODELLER, on sale from 13 November.) Arrangements will then be made for the selected finalists to be displayed at the National Festival of Railway Modelling, at the NEC in Birmingham, on the weekend of 22 & 23 November. It is planned that the modular entries will be joined together, with a special train running from one end to the other to provide a fitting finale to the contest.

Peco announces Isle of Wight buildings and two new wagons in TT:120

Peco has announced that it is developing a trio of laser-cut kits based on structures at the former Isle of Wight station of Ventnor West – in TT:120.

Providing the ideal complement for the forthcoming Hornby Isle of Wight 'Terrier' and Southern Railway four-wheel coaches in 1:120 scale, the new kits cover the large stone station building with canopy, wooden goods transfer shed and signal box.

The design of the station building kit will enable its construction as per the Ventnor West prototype, or as two smaller separate buildings, to cater for a wider range of layout options.

It should be noted that only development models are shown here, which are not illustrative of the final kits. Release dates and prices are still to be confirmed.

Turn to our Plan of the Month on p705, which describes how the new kits can be used to create a layout based on the former Isle of Wight terminus in TT:120.



An early development sample of the station building kit, at this stage without surface detailing. *Photos: Craig Tiley*



The small Ventnor West goods shed, which was of timber construction atop a stone base.



Ventnor West signal box, which was of an all-wooden design.

Mineral and LMS van for TT:120

Also set for release in TT:120 are two new types of ready-to-run wagon. These will comprise a version of the ubiquitous BR 16-ton, 9' wheelbase steel-sided mineral wagon, together with the LMS Diagram 1664 covered van.

Four versions of the mineral wagon will be available initially, comprising unfitted B264632 and B93309 in BR grey, together with vacuum-fitted B561754 and B595955 in BR bauxite.

There will also be a quartet of versions released for the LMS van, these covering unfitted Bass No.14 in grey livery with spoked wheels, vacuum-fitted No.27726 in LMS grey with three-hole disc wheels, unfitted M264131 in BR grey with spoked wheels, and vacuum-fitted M305207 in BR bauxite with three-hole disc wheels.

Preliminary artwork is shown here. Delivery dates and price information are all still to be confirmed.

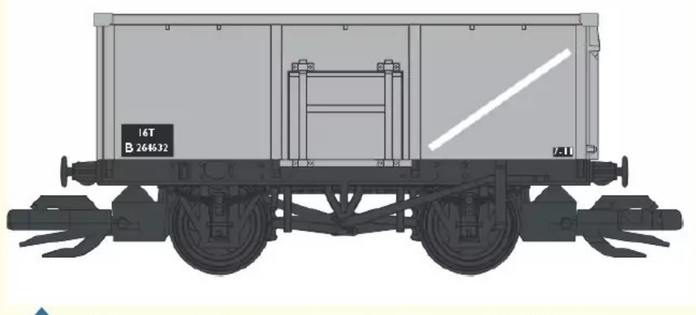

BR grey 16-ton mineral wagon B264632...

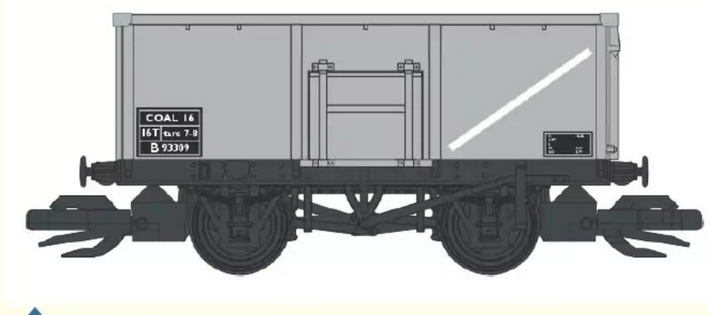

...and B93309.

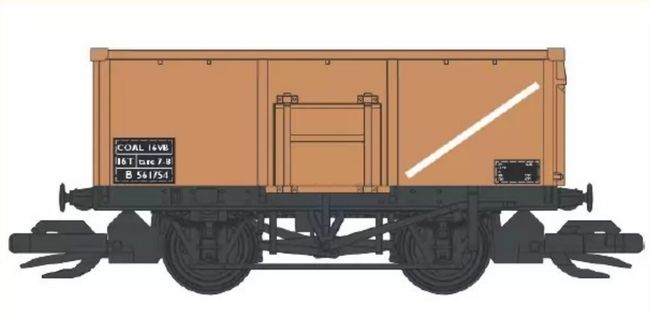

BR bauxite 16-ton mineral B561754...



LMS Dia.1664 vans in Bass brewery (No.14) and LMS grey (No.27726) colour schemes.



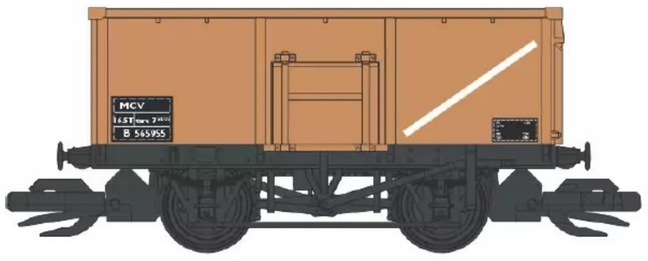

...and B595955.





Dia.1664 vans in BR unfitted grey (M264131) and vacuum-fitted bauxite (M305207) liveries.

Hornby reveals its latest TT:120 Class 50s, A4 and wagon triple packs



Class 50s in BR blue as 50 016 *Barham*...



...and original Network SouthEast livery as 50 035 *Ark Royal*.

Hornby has revealed its latest models in TT:120, beginning with models of BR Class 50 Co-Co locomotives in two liveries. 50 016 *Barham* (ref.TT3041M) appears in its early 1980s condition of British Rail blue livery with small double arrow logos, while 50 035 *Ark Royal* (ref.TT3042M) appears in mid-1980s condition in Network SouthEast livery with its namesake flagship's crests below the nameplates, plus later sealed beam headlights.

The models feature a five-pole skew-wound motor with two flywheels and dual bogie drive, a heavy die-cast chassis, brass axle bearings, all-wheel electrical pick-up, die-cast metal buffers and separately fitted metal steps, grilles and handrails.

An HM7000-Next18 sound decoder can be fitted for control of the lighting, including cab interior lighting, night and day headlights and separately controllable tail lights, and the pre-fitted acoustic speaker chamber. There is also an accessory pack containing snowploughs, vacuum pipes and couplings. The RRP of these Class 50 models is £167.99.

Next in the new releases is LNER A4 streamlined Pacific *Sir Nigel Gresley* (ref.TT3043M) in its 1930s condition with full valances and single chimney, Garter blue livery and 1928 corridor tender. The model also features a heavy die-cast chassis, coreless motor, brass bearings, loco and tender wheel electric pick-ups and kinematic rear couplings.

The model is equipped with a pre-fitted acoustic speaker chamber and 'sugar cube' speaker, a Next18 decoder socket, metal buffers, brass safety valves and whistle and separately fitted metal handrails. There is also an accessory bag containing an optional flanged Cartazzi truck wheelset, vacuum pipes and couplings. The RRP is £179.99.



A4 No.4498 *Sir Nigel Gresley* in LNER Garter blue.



CDA hopper in ECC livery.



21-ton mineral wagon in bauxite.

The other new releases are wagons, beginning with CDA hoppers with ECC International branding, available either individually (ref.TT6048) or in a triple pack (ref.TT6049).

This style of hopper wagon was introduced in 1988 for china clay traffic. Air-braked, they were hauled by Class 37, Class 50 and Class 66 locomotives. The individual hopper has a Recommended Retail Price of £27.99 and the triple pack has an RRP of £80.99.

Also available either individually (ref.TT6050) or as a triple pack (ref.TT6051) are EWS Coalfish MHA ballast wagons, the prototypes being rebodied from MGR HAA hoppers in 2003-4. Painted crimson, they have an RRP of £27.99 for a solo wagon and £80.99 for the triple pack.

A 21-ton mineral wagon in TOPS-era bauxite is available as an individual wagon (ref.TT6038) or as a triple pack (ref.TT6039), priced £22.99 and £67.99 respectively; there are Private Owner seven-plank wagons, available individually bearing the names of G. T. Parker & Sons (ref.TT6040), T. Burnett & Co Ltd (ref.TT6041) priced £23.99, or as a triple pack in different liveries (ref.TT6042) priced £69.99; and finally there is a BR ventilated box van in brown with Cadbury Bros markings (ref.TT6043), priced at £27.99, plus a triple pack (ref.TT6044) of similar vehicles but without the Cadbury inscription at an RRP of £81.99.

Delivery of all these TT:120 models is expected in November.



Merchant Navy No.21C1 *Channel Packet* with steam generator.

Merchant Navy with steam generator

Meanwhile, in OO, Hornby has also unveiled a model of Southern Railway Merchant Navy Class Pacific No.21C1 *Channel Packet* with steam generator (ref.R30399S). This particular locomotive was the first of its class to enter service in 1941, initially at Salisbury and then at Exmouth Junction from 1942. Finished in Malachite green livery with early 'widow's peak' front end and chimney arrangement, and with separately fitted nameplate, numberplate, tender company ownership plate and horseshoe smokebox door company plate, the model also has a 21-pin HM7000 decoder and speaker.

The steam generator, which is a cold water-based system without heating element, features an optical sensor for an accurate 'chuff rate' synchronised with wheel speed and has a water reservoir giving 20 minutes of steam running.

The model also comes with an accessory pack containing cylinder drain pipes, rear ladder, side steps, vacuum pipes, coupling bars and hooks. The model has an RRP of £364.99 and delivery is expected in winter 2025-26.

www.hornby.com

First five livery samples unveiled for EFE Rail LSWR T3 in OO



T3 No.560 in SR Maunsell green...



...and No.561 in LSWR Adams green.

Having first announced it would be producing new models of the London & South Western Railway T3 4-4-0 tender loco at the Bachmann Collectors Club Members Day at the Swanage Railway in 2024 (see RM November 2024), Bachmann Europe has now unveiled five livery samples for these OO gauge models in its EFE Rail range.

The manufacturer advises that all these livery samples are under review at the time of writing and are still subject to revision before the finished models' estimated arrival in the first quarter of 2026. The RRP per model is £199.95. For further details visit:

www.bachmann.co.uk

EXHIBITION FOCUS

Guildex 2025 features 7mm layouts, demos and Rail200 dioramas

The Gauge O Guild will be holding its Guildex 2025 event on Saturday 6 & Sunday 7 September at the venue of Bingley Hall at the Stafford Showground in Weston Road, Stafford ST18 0BD.

The opening times will be 09:30-17:00 on the Saturday and 09:30-16:00 on the Sunday. One-day tickets are priced at £15.00 for Guild members and their partners and £20.00 for all other visitors, while two-day tickets are £20.00 and £25.00 respectively. Advance tickets can be purchased via the website address below.

For drivers, the showground venue is three miles east of Stafford off the A518. Alternatively, a free bus service will operate both days from Stafford railway station.

Layouts in 7mm scale on view will include: *Arun Quay* – an atmospheric quay scene from Gordon and Maggie Gravett; *Selby: A view from the bridge* – a 1920s-30s East Coast Main Line layout by Renny Lord and team; *St George's Wharf* – a slice of North Eastern life from Alan Gray; *Harbourne St Mary* – the seminal GWR branch line by the Market Harborough MRS; and *Hassell Harbour Bridge* – an impressive bridge re-engineered.

Also on show will be: *Dalnottar Riverside* – an evocation of Glasgow's branch lines by Graeme Moyes and team; *Manchester Hardwick Bridge* – an interesting two-level layout by Craig Warner and team; *Prospect Road* – a depot all the way from Ireland; *Woodhill Goods* – a representation of a North Yorkshire goods railway by Adrian Walby; *Whaplode* – a small branch line with a working crane by Thomas Hoy; and *St Margaret's Shed* – a layout from Alastair Tait. Others being exhibited are *The Basin* in 0-16.5 from Stan Summers, of West Midlands Narrow Gauge Group; the East Midlands O Gauge test track; the Liverpool and West Lancashire O Gauge Group (LAWLOGG) test track; and the Guild modular layout with the scenic section *Colinwood* displayed as a work in progress by the St Neots Club – this modular layout project has been supported by Peco and many other manufacturers and traders.



***Arun Quay*, featured as Railway of the Month in the April 2019 RM.**

As the bicentenary of the opening of the Stockton & Darlington Railway is being celebrated this September, the Gauge O Guild encouraged members to enter the Peco and RAILWAY MODELLER RAIL200 diorama competition, and some modellers will be bringing along entries they have built or photographs of their dioramas for the public to view.

Guildex will also feature 10 modelling demonstrations of skills such as soldering, track building, figure painting, metal kit construction, plastic modelling, road vehicle modelling, 3D printing, modern freight vehicle modelling, pre-Grouping railways, weathering techniques and more. There will also be trade and society stands.

For further details see the Societies & Clubs listings on pages 765-770 of this issue or visit:
www.gaugeoguild.com/events/guild_shows.aspx?id=26

Bumper showcase of N gauge modelling

On Saturday 13 & Sunday 14 September, the International N Gauge Show will be staged by Meridienne Exhibitions Ltd at the Warwickshire Event Centre, near Leamington Spa.

Open from 10:00-17:00 on the Saturday and 10:00-16:00 on the Sunday, the event is focused entirely on N gauge and the prices of tickets (valid for one day only) are adults £14.50, senior citizens (aged 65-plus) £13.00 and children aged 5-14 inclusive £6.00.

The exhibition will feature layouts with modern, steam, Continental and American themes, including *BNSF Metra Chicagoland, Braemuir Harbour, Brocolitia, Castle Rise, Chaddesley Corbett, Chrilvinton Town, Denby Road, Donge Farm, East Anstey, Edrom, El Cremallera, Fontaine Quarry, Haversham Central, Hawes Junction, Heathbury, Low Fell, Maun Valley Junction, Mereley, Muhlenfelder, Nazareth Portland, Rothley, Sellraintal, Singen, Two Seasons, Udford Wood Halt, Vintage N Gauge* and *Westwick*.

Trade and society stands attending will include the 2mm Scale Association, Diesel & Electric Modellers United (DEMU), Leamington & Warwick Model Railway Society, the N Gauge Society and the Worldwide Group of the N Gauge Society.

For further details see the Societies & Clubs pages in this issue or visit:
www.meridienneexhibitions.co.uk/events/the-international-n-gauge-show

Rapido Railex is chance to meet products team

Model railway manufacturer Rapido Trains UK will be holding its Rapido Railex event at the Market Hall venue in Maidstone, Kent ME16 8LW, on Friday 19 & Saturday 20 September.

Layouts will include: *Leysdown* (P4); *Bowaters, Whiteoak Light Railway* (0-16.5); *Bristol Harbour, Croxley Hall Depot, Dinsdale 1820s, Folly Lane, Bedbridge Wharf* (00); *Bryn y Brenin* (00 & 009); *Bryn Stwffll, Clyre Valley* (009); and *Bryford County Terminal* (H0). In addition, there will be society and trade stands. Early bird adult tickets are priced £7.50, while on the door tickets are priced £10.00. Entry for children is free.
https://rapidotrains.co.uk/rapido-railex/

Clark Railworks shows samples of BR Prestwin wagons in 00





Clark Railworks has revealed decorated samples of its next OO gauge wagon project: models of the Prestwin wagons designed by British Railways in the 1950s for the transport of powdered goods, and specifically to overcome the problems that had been encountered when using the earlier Presflo powdered cement wagons for transporting other commodities. Both types of wagon were loaded by gravity and unloaded using compressed air.

Examples of goods carried in Prestwins included dried hydrate of alumina from Burntisland in Scotland to Welwyn Garden City, Hertfordshire; sodium tripolyphosphate from Corkickle, Cumbria, to Port Sunlight on the Wirral, Warrington in Cheshire and West Thurrock in Essex; lime from Hindlow in Derbyshire; sand from Oakamoor in Staffordshire to Port Sunlight; soda ash from Northwich in Cheshire; and aluminium hydrate from Rogerstone to Newport in South Wales.

There were two designs of Prestwins: Diagram 1/274 had a 10' 6" wheelbase while the final 100 wagons – the majority of the fleet – were built to Dia.1/277, which had a 12' wheelbase with larger silos, although these silos were slightly lower as they were mounted between the frames rather than on top of them. It is this later type that the Clark Railworks models depict.

As the Prestwins often ran in rakes, Clark Railworks will be making its models of the type available in packs of three. There will be six sets of individually numbered wagons in total, with versions covering both pre- and post-TOPS identities. The decorated samples portray one set of Era 5/6 wagons and one set of Era 7/8 wagons in BR bauxite livery.

The models feature a die-cast chassis, 'Ultraflex' vacuum pipes, brass bearings, fine metal steps and handles, and subtle variations in printed details across each set of three wagons. They are also designed for easy conversion for use on P4 or EM layouts with 26mm axles. The wagons are priced at £120.00 per set of three and were already in production at the time of this magazine going to press. It is hoped to release the models in November. For details visit:
www.clarkrailworks.com

Cavalex Models unveils project for Class 47s with all-new tooling in OO



Cavalex Models has revealed its latest OO gauge diesel locomotive project: the BR Class 47 with new tooling aimed at covering the full lifespan of this important class, along with its many sub-classes and detail variations.

Some versions will be exclusive to Rails of Sheffield or available only under the Locomotion Models 'Railway Icons' banner.

As with the first two Cavalex loco models, the Brush Type 4 has been designed completely from scratch using original works drawings and surveys of multiple locomotives to develop a comprehensive tooling suite. In total, 512 Class 47s were constructed, with 51 still in service today. Differences between class members include boiler ports on the roof, in the battery box and fuel tank area as well as details on the front of the loco – then there are the many liveries the locos have carried.

Features of the model will include a coreless motor with twin flywheel and low ratio gearbox, and a 21-pin DCC interface and removable panel to allow for easy DCC chip installation and for dc users to switch lighting functions without having to take the model off the track. Other features include: photo-etched roof grilles; separately fitted parts, including relief detailing on the bogies; motor-operated roof fans; full independently controlled lighting; and Hall sensors for fully adjustable automated flange squeal on sound-fitted models.

Cavalex states the models are already at the tooling stage – and as this issue of RM was going to press it was planning to exhibit full 3D prints of its design at the Alstom Railway 200 'Greatest Gathering' event in Derby.

Details of the RRP are still to be confirmed but delivery of the models is expected to be in the first quarter of 2027.

www.cavalexmodels.com

Rapido to expand Railway Clearing House wagons range with colourful salt vans

Rapido Trains UK has announced it will be expanding its range of OO gauge Railway Clearing House 1907 Private Owner wagons with a new salt van.

With the epicentre of UK production being in Cheshire with its salt marshes and rock salt deposits, salt was sent in huge quantities to the deep-water ports around the country for exporting perishables. It was also used for making brine, so meat-based food producers used it regularly, as did the chemical industry. To protect the salt in transit, most companies maintained a fleet of privately owned railway wagons, and so that the load was protected from the weather, these were usually vans or enclosed wagons. Many salt wagons adopted a peaked roof shape ensuring that rain would run off.

The RCH implemented wagon design standards and the 1907 variant used common underframe components. Salt speeds up the effects of rust, so many of these salt vans had wooden underframes. However, as the wagons were privately owned, many had bright and eye-catching liveries that some retained even into the Nationalised era.

The transport of salt by rail declined in the 1950s, and the last of the RCH 1907 Private Owner salt vans disappeared at some point in the 1960s, by which point BR was using its own fleet of box vans and other wagons to move the salt.

The Rapido Trains UK OO gauge models include details such as ribbed or smooth-tapered buffers and single or double-sided brakes. There are five axlebox variants within the range: square, rounded, Ellis grease, Oil 116, or RCH split oil designs. All versions are fitted with brass bearings, split-spoked wheels and NEM coupling pockets.

15 Private Owner livery versions have been announced. The RRP is £32.95 per wagon and the manufacturer reports that the models are currently in tooling. For details visit:

https://rapidotrains.co.uk/rch-1907-private-owner-wagons/



Rapido adds 'what if' Manning Wardle L class liveries

RAILWAY MODELLER revealed in the October 2023 issue that Rapido Trains UK would be adding Manning Wardle L Class 0-6-0STs to its OO gauge range, and although these models have not yet been released, the manufacturer has announced two more liveries.

One is South Eastern & Chatham Railway lined green, referring to the fact that this company did possess some Manning Wardle 0-6-0STs, albeit of different classes to the model. The other is lined blue with the name *Hawthorn*, due to the popularity of this 'what if' livery and name *Bramble* being applied by Rapido to a model of an SECR O1. The RRPs for both models are £149.95 for DCC ready and £259.95 for DCC sound-fitted versions.



Scalefour Society all set for Scaleforum 2025

Over the weekend of 21 & 22 September, the Scalefour Society will be holding its largest showcase of 4mm finescale modelling: Scaleforum 2025.

The show will take place at Cressex Community School at Holmers Lane, High Wycombe HP12 4QA and will be open from 10:30-17:30 on Saturday and 10:00-16:00 on Sunday, with entry priced at £12.00 for adults but free for children.

Layouts will include *Cheddar*, *Coombe Wharf, Forge Mill Sidings, Hedley Hope, Nottingham Goods*, *Seaton*, *Mostyn*, *Flintcombe*, *Brettell Road, Hepton Wharf, High House Colliery, Rolvenden*, *Ruyton Road* and the *Bramsden* diorama.

There will also be trade stands and demonstrations covering trackwork, control systems, Computer Aided Design, conversion of ready-to-run stock and locos, couplings, getting the most from plasticard, and scenery and weathering techniques. For more details, see the Societies & Clubs pages in this issue or visit:

https://www.scaleforum.org

In brief

Peco open day at Invicta Model Rail in Sidcup

Peco will be holding an open day at the Invicta Model Rail shop in Sidcup, South East London, on Saturday 6 September, with the event taking place from 10:00-16:00 and with free admission.

The address of the store is Communications House, 130 Station Road, Sidcup DA15 7AD and for those attending it will be a chance to see the latest announcements from Peco, a chance to view live demonstrations of products and to discuss them with Peco representatives.

As well as Peco products, Invicta Model Rail is also a stockist of Hornby, Bachmann, Gaugemaster and most other leading brands of models and accessories. For further details see the Societies & Clubs pages in this issue or visit:

www.invictamodelrail.com

Paul Towers legacy goes on with Little ByG Show

Readers may be aware that the late Paul Towers – who died in January and was a former editor of *Model Railway News* and an OO9 pioneer (see obituary in March issue) – held an annual exhibition at Borth y Gest, near Porthmadog, called the Little ByG Show.

Fellow modeller Paul Holmes will be continuing the Towers legacy by organising a Little ByG Show on Saturday 16 & Sunday 17 August from 10:30-16:00 at the church hall underneath St Cyngar's Church, at 1 Pilot Houses, Borth-y-Gest, Gwynedd LL49 9TU.

Layouts will include *Pula* (O9); *The Creamery* (O-16.5); *Crosby IOM* (OOn3); in OO9, *Chwarel Dinorwic Fach*, *Nantmor*, two layouts built by Thomas Williams, and *A Smorgasburg Trio of layouts – a stack of OO9*; and *Poldeen* (N).

MBE for Statfold Chairman

Graham Lee, the Chairman of Statfold Narrow Gauge Museum Trust, has been made a Member of the Order of the British Empire (MBE) in the 2025 King's Birthday Honours List. The award has been made in acknowledgment of Mr Lee's exceptional commitment to the railway industry and his significant charitable work over many decades. The museum will be staging this year's Warley Model Railway Club annual show, taking place on Saturday 11 & Sunday 12 October. For further details, head to the museum website:

www.statfold.com

Coming next month

Oct. 2025 –

Out Thursday 11 Sept.



plus all the regular features ...

SAVE 50p ON THE OCTOBER RM!
Use the coupon printed on p34a of this issue to save 50p on the cover price of the October 2025 edition of RAILWAY MODELLER, when purchased from a Peco stockist.

TMC and EFE Rail project to create Thompson BZ vans in OO





The Model Centre (TMC) has revealed it is producing models of Thompson BZ six-wheel brake and parcels vans in OO, with manufacturing partner EFE Rail providing the new tooling.

After the Second World War, six-wheeled vehicles became increasingly rare on the UK rail network, but the BZ vans were a notable exception built to a London & North Eastern Railway Thompson design – Diagram 358 – continued by BR.

First entering service in 1950, in all 80 BZs were built. Numbered E70647E to E70726E, from the 1950s through to the late 1970s, they were a familiar sight in many local and express parcels trains for transporting parcels and agricultural produce. Examples were photographed on Southern, Western and London Midland Region metals, so modellers can justify running them outside Eastern Region settings.

Measuring 32' in length and 8' 11¼" wide, BZ vans were rated to carry loads of up to five tons and another rare feature was the positioning of their springs behind the axle guards. Although they lacked corridor connections, they were used as parcels vans marshalled into East Coast Main Line express trains in the early to mid-1960s, and with other non-passenger carrying coaching stock (NPCCS) vehicles in parcels use from the mid-1960s to late 1970s.

In 1973, around 70 BZs remained in service, but by 1977 that number had dropped to just nine, with the final survivors withdrawn by 1979. One grounded body and three underframes remain in preservation, while the sole complete and restored example is E70654E at the Great Central Railway, which was used for reference in the production of the model.

There will be eight livery variants, with E70666 in BR lined crimson, E70702E in BR crimson, E70715E & E70700E in BR maroon, E70654E in BR lined maroon and E70689, E70678E & E70709 in BR blue.

TMC states that the project is at an advanced stage, with the tooling complete and livery samples under review. Delivery of the models is expected in early 2026. The RRP is £47.95 for single vans, but there are bundle discounts for modellers buying more than one vehicle of £93.95 for two and £136.95 for three.

www.themodelcentre.com

Minerva Model Railways reveals GWR cattle and ale vans in four liveries for O gauge

Minerva Model Railways has revealed it is producing a series of finescale ready-to-run, injection-moulded O gauge models of the Great Western Railway Diagram W8 cattle vans. This follows on from GWR Minks, gunpowder vans and open wagons that Minerva has already released.

The movement of cattle around the UK was an important source of revenue for all railway companies and continued into the late 1960s. The GWR built thousands of cattle wagons and the W8 was its first design to be built with a higher arc roof, a style which was perpetuated for subsequent diagrams.

Many of these vans survived into the early BR period, some used and lettered as Ale Vans to carry beer casks.

The Minerva model will offer both the early and late types of central doors and will be fitted with DC3 brakes, including representations of vacuum gear. The roof will be removable, and the interior partition will be adjustable as per the prototype. The model will be available in four liveries: 1903 Great Western, 1923 GW, BR fitted bauxite and a separate livery for Ale Vans. Different numbers will be offered for each livery.

The model will have a plastic injection-moulded body and chassis, metal-tyred wheels on shouldered axles fitted in compensated axleboxes, sprung buffers and hook drawgear



with three-link couplings. A removable ballast weight will be fitted to the underside of the floor to ensure good running.

The likely price of the models will be £72.00 per vehicle plus postage and orders of five or more will receive a £7.00 discount on each wagon. The models are expected to be released in early 2026 but will only be available direct from Minerva Models via mail and telephone order (sales@minervamodelrailways.co.uk or telephone 02920 531246), through the Minerva website or from the Minerva Models stand at model railway shows. Advance orders are being taken. For further details visit:

www.minervamodelrailways.co.uk

Iconic Rail releases Glyn Valley Tramway coach kits in O-16.5

Narrow gauge model manufacturer Iconic Rail – run by modelmaker Graham French and which also makes models of Corris Railway prototypes – has announced its latest models of four-wheel carriages from the Glyn Valley Tramway in O-16.5/NG7.

Iconic Rail has previously released a kit for a GVT Third class closed coach and has now added a model of a Third class open coach. With both types the models feature an injection-moulded body, a 3D-printed roof and underframe



and include such items as brass handles and handrails, metal roof stanchions, metal wheels, bearings and transfers – but not couplings, choice of which is left to the modeller.

Each of the carriage types is priced at £35.00 and for further details visit:

www.iconicrail.co.uk

Societies & Clubs

The following announcements are included in good faith from information provided by the organisers. As cancellations are sometimes inevitable, anyone travelling to a listed live event should contact the organiser first. The publishers cannot accept any responsibility for cancellations or errors. RAILWAY MODELLER is published on the second Thursday of the preceding month, and notifications sent via email to **clubs@railwaymodeller.co.uk** are required six weeks prior to publication date. Entries must include the organiser's email or website and/or a telephone number.

NOVEMBER 2025 issue deadline: SEPTEMBER 1st

LIVE EVENTS

Until Saturday 30 August
MAKING TRACKS 200
CHESTER, Cheshire
Organiser: Pete Waterman OBE & the Railnuts.
Venue: South Transept, Chester Cathedral, St Werburgh Street, Chester CH1 2DY.
Open: Mondays to Saturdays 1000-1600
Admission: adults (incl Gift Aid benefiting historic cathedral) £5.00, otherwise £4.50; children (aged 6-17) incl Gift Aid £1.00, otherwise 90p; children aged 5 and under free. Book in advance via website https://chestercathedral.ticketsolve.com/ticketboothshows/1173660372/events/428688541 Entry free on Sundays but the layout will not be operating that day.
Amenities: parking in Delamere Street or New Chester Market car parks. Park and ride system in place in Chester. Nearest Blue Badge parking is at Frodsham Street, Chester CH1 3JJ and the cathedral can be accessed without any steps from this car park. Chester railway station is around 1.2 miles away with bus stops and taxi rank. Chester bus exchange is a short walk. Refreshments in cathedral's historic Café 1092.
Features: this year's model railway, in the cathedral nave from Thursday 24 July until Saturday 30 August by the team who gained the Guinness World Record for the largest portable model railway, is 72' long and features Watford Junction. Visitors can have a go at driving the trains. For Railway 200, the layout will see trains based on prototypes from 1820s to present day.
Website: www.chestercathedral.com/events/event/making-tracks-200
Facebook: www.facebook.com/makingtracksmodeltrains/?locale=en_GB

Saturday 16 August
BEER, Devon
Event: Layouts Old and New Exhibition.
Organiser: Pecorama.
Venue: Gallery Lecture Theatre, Pecorama, Underleys, Beer, Devon EX12 3NA.
Open: 1000-1600
Admission: incl in Pecorama special 50th anniversary entry prices: adults £7.25, concessions (ages 3-17 & 65+) £6.25, family (x4) £24.95, family (x5) £29.95, under 2s free, dogs £1.00. Quote RM50 for discount. Extra Beer Heights Light Railway train rides £4.00.
Amenities: parking, refreshments, disabled access (hilly, unsuitable for 3-wheel scooters).
Features: marking Railway 200, exhibition of layouts in O, OO, OO9 & HO gauges at Pecorama art gallery and lecture theatre. Layouts range from clockwork to fully digital as well as completely new, to show how railway modelling has evolved over time. Also a layout for visitors to drive. Tickets also include main Pecorama model railway exhibition, Beer Heights Light Railway and gardens.
Website: www.pecorama.co.uk

Saturday 16 August
MILTON KEYNES, Buckinghamshire
Organiser: Silverfox DCC Model Railway Club.
Venue: Oakgrove Secondary School, Venturer Gate, Milton Keynes MK10 9JQ.
Open: 1000-1600
Admission: adults £10.00, U16s free.
Amenities: free parking, disabled access, refreshments.
Features: 35 layouts plus 16 traders.
Contact: Gareth Homersley, 07974 310197.
Email: ghomersley@aol.com
Website: www.silverfoxdcc.co.uk
Facebook: www.facebook.com/SilverfoxDCC/

Saturday 16 & Sunday 17 August
CARNFORTH, Lancashire
Event: Model Railway Weekend.
Organiser: Carnforth Heritage Visitor Centre.
Venue: Carnforth Station, Warton Road, Carnforth, Lancashire LA5 9TR.
Open: both days 1000-1600
Admission: adults £4.00, children free. Event is a fundraiser for Carnforth Heritage Visitor Centre in its continued work to secure the future of this famous station, location for many scenes in 1945 movie *Brief Encounter*.
Amenities: there is parking and the station is served by trains from Manchester, Lancaster, Skipton, Leeds, Preston, Grange-over-Sands and Barrow-in-Furness. Refreshments available in the *Brief Encounter* Refreshment Room. The Snug Micropub open Sunday afternoon.
Features: at least 9 layouts, plus trade support with stalls on the covered platform, as well as the centre's souvenir shop.
Contact: Organiser Robin Brogden, 07967 743126 or call the station heritage visitor centre on 01524 735165.
Website: www.carnforthheritage.co.uk
Facebook: https://www.facebook.com/people/Carnforth-Heritage-Visitor-Centre/61567700408245/?_rdr

Saturday 16 & Sunday 17 August
CRICH, Derbyshire
Event: Model Tram and Railway Exhibition.
Organiser: National Tramway Museum.
Venue: National Tramway Museum, Crich Tramway Village, Crich, nr Matlock, Derbyshire DE4 5DP.
Open: both days 1000-1730 (last admission to museum site 1600).
Admission: pre-booked online museum admission (at least 24hrs in advance): adults £23.00, children (aged 4-15) £14.00, family (2+ up to 3 or 1+ up to 4). On arrival tickets: adults £25.00, disabled adults £19.00, children £15.00, disabled children £13.00, family £55.00. Free admission for one carer per disabled person.
Amenities: car and coach parking. Free return admission for 12 months on full-priced tickets. Access ramps & lifts, 'smoothway' for wheelchairs and buggies & disabled toilets, but unfortunately disabled-accessible tram is awaiting replacement. Refreshments.
Features: 9 layouts incl: *Hampshire Hill Interurban Trolley, Blackpool's Golden Mile Tramway* and Hornby Railway Collectors' Association representation of a period toy shop display layout with Hornby Dublo three-rail system on the lower level and a 'new in 1959' two-rail system on the elevated section. Visitors can operate a vintage Travelling Post Office and watch mailbags being collected and dropped off at speed. Other museum attractions include vintage electric tram rides, tram depot, workshop viewing area, George Stephenson Discovery Centre, sculpture trail, indoor & outdoor play areas, etc.
Contact: 01773 854321.
Website: www.tramway.co.uk
Facebook: www.facebook.com/crichtramwayvillage/

Saturday 16 & Sunday 17 August
HAYLE, Cornwall
Organiser: Hayle Railway Modellers.
Venue: Hayle Day Care Centre, Commercial Road, Hayle TR27 4DE.
Open: Saturday 1000-1700
Sunday 1000-1600
Admission: adults £5.00, U14s free.
Amenities: parking, refreshments.
Features: layouts plus trade support.
Contact: www.haylerail.co.uk/contact-us.html or Martin Scane (Secretary), 07977 550051.
Website: www.haylerail.co.uk
Facebook: www.facebook.com/haylemrc1993/

Saturday 16 & Sunday 17 August
LOUGHBOROUGH, Leicestershire
Event: SVMRC 2025 Exhibition.
Organiser: Soar Valley Model Railway Club.
Venue: Loughborough Grammar School.
Open: Saturday 1000-1700
Sunday 1000-1600
Admission: adults £10.00, U16s £5.00, family (2+3) £25.00. Includes free show guide.
Amenities: free parking. Disabled access. Refreshments.
Features: *Hillport Goods, Rogersfield, Shagbats* (O); *Friday Bridge, Hartburn* (EM); *Alderford, Bottom of the Barrel, Brief Encounter Monochrome, Cardon Junction, Copper Wort, Dagnell End, Dunsford Road, Fair T' Middlin, Five Mile House, Lochgorm, Ruston and Hornsby Ironworks, St Seeb, The Hot Track Steel Works, Thomas Interactive Layout, Titfield Station Filmset, Torrey Combe, Witham* (OO); *Bails Wharf* (OO & 009); *Quarry End* (009); *Lottonbirge, Megsdorf* (H0); *Bregstadt* (TT:120); *BNSF Metra Chicagoland, Loch Tat, Meden Vale, North Road, Pothole City, USA Modular* (N). Demos & traders.
Contact: Robert Howker, Exhibition Manager, 0116 3484979 (evenings & weekends).
Email: moggythetrucker@live.co.uk
Website: www.svmrc.co.uk
Facebook: www.facebook.com/groups/774588029408517/?locale=en_GB

Saturday 16 & Sunday 17 August
PICKERING, North Yorkshire
Event: Pickering Model Railway Show.
Organiser: Scarborough & District Railway Modellers.
Venue: Memorial Hall, Potter Hill, Pickering YO18 8AA.
Open: Saturday 1000-1700
Sunday 1000-1530
Admission: adults £7.00, acpd children free.
Amenities: wheelchair-friendly venue. Refreshments available.
Features: 10 working layouts in various scales plus demonstration and trade support.
Email: roland@sdrmweb.co.uk
Website: www.sdrmweb.co.uk/Pickering_2025.php
Facebook: www.facebook.com/profile.php?id=100068266645527

Saturday 16 & Sunday 17 August
ROSS-ON-WYE, Herefordshire
Event: Ross-on-Wye Model Exhibition 2025.
Organiser: Rotary Ross-on-Wye.
Venue: John Kyrle High School Sports Hall, Ledbury Road, Ross-on-Wye HR9 7ET.
Open: Saturday 1000-1700
Sunday 1000-1600
Admission: adults £6.00, children £5.00, family (2+2) £14.00.
Amenities: free parking. Disabled parking & level access. All day catering.
Features: 20-plus layouts along with demonstrations & 7 traders.
Contact: Brian Cole, 01594 543330.
Email: brian.sylvia@me.com
Website: www.rotary-ribi.org/clubs/homepage.php?ClubID=619
Facebook: www.facebook.com/RossOnWyeRotary/

Saturday 16 & Sunday 17 August
ST ANDREWS MODEL RAIL 2025
ST ANDREWS, Fife
Organiser: East Neuk Model Railway Club.
Venue: St Andrews Town Hall, Queen's Gardens, St Andrews, Fife KY16 9TA.
Open: Saturday 1000-1730
Sunday 1030-1730
Admission: adults £6.00, children £3.00, family (2+2) £15.00 (cards accepted).
Amenities: St Andrews Park & Ride (on western edge of the town) allows visitors to park their cars and take a bus into the town centre. Venue has disabled parking (fees payable), and is fully accessible. Nearest railway station is Leuchars, on the Edinburgh to Dundee & Aberdeen line approx. five miles from St Andrews – take Stagecoach bus No.99, which also runs to Dundee city centre, or a taxi. Buses X60 & X59 run from Edinburgh to St Andrews Central Bus Station, a short walk from the town hall venue.
Features: around 10 layouts, some with a local Scottish flavour and others visiting from England, plus demonstrations and five trade stands. There will also be a Lego layout that children can have a go operating.
Contact: 07552 122484.
Email: Contact@eastneukmrc.co.uk
Website: www.eastneukmrc.co.uk
Facebook: www.facebook.com/eastneukmrc

Wednesday 20 August
BISHOPS LYDEARD, Taunton, Somerset
Event: Club Layouts Open Day.
Organiser: Taunton Model Railway Group.
Venue: Bishops Lydeard Station, Platform 1, West Somerset Railway, Taunton TA4 3RU.
Open: 1000-1630
Admission: small charge (note children must be accompanied).
Amenities: free parking. Refreshments.
Features: two finescale OO layouts, *Bath Green Park* and *Tamerig New*.
Email: secretary.tmrg@hotmail.com
Website: www.tauntonmodelrailwaygroup.co.uk
Facebook: www.facebook.com/tauntonmodelrailwaygroup

Saturday 23 August
BEER, Devon
Event: Drive a Model Train.
Organiser: Pecorama.
Venue: Gallery Lecture Theatre, Pecorama, Underleys, Beer, Devon EX12 3NA.
Open: 1000-1600
Admission: incl in Pecorama special 50th anniversary entry prices: adults £7.25, concessions (ages 3-17 & 65+) £6.25, family (x4) £24.95, family (x5) £29.95, under 2s free, dogs £1.00. Quote RM50 for discount. Extra Beer Heights Light Railway train rides £4.00.
Amenities: parking, refreshments, disabled access (hilly, unsuitable for 3-wheel scooters).
Features: bank holiday weekend event when visitors can operate the Swiss RhB-themed DCC layout *The Andeer Line* (HOm) – instructions given. Tickets also include Pecorama model railway exhibition, a ride on the Beer Heights Light Railway and gardens.
Website: www.pecorama.co.uk

Saturday 23 August
BUDE, Cornwall
Event: Bude Model Railway Exhibition.
Organiser: Launceston Model Rail Group.
Venue: The Parkhouse Centre, Bude, Cornwall EX23 8LD.
Open: 1000-1600
Admission: adults £4.00, acpd children free.
Amenities: there are two pay & display car parks behind venue. Disabled parking on site plus level access. Refreshments.
Features: this is the first time this event has been organised by Launceston Model Rail Group and it will include a range of dc and DCC layouts, including *Red Card Yard* (O); *3 Rail* (OO); Vanessa Brookham's *Four Seasons* (009); *Ashwater, Holsworthy* (N); plus club layouts in gauges O, OO & N, and trade stands.
Contact: Alan Barriball, 07974 893172.
Email: Alan and Sally Barriball via furzepark@hotmail.com

Saturday 23 & Sunday 24 August
GAINSBOROUGH, Lincolnshire
Organiser: Gainsborough MRS.
Venue: Florence Terrace, Gainsborough, Lincolnshire DN21 1BE.
Open: both days 1330-1730 (last admission 1630).
Admission: adults £5.00, children £4.00, family (2+2) £15.00.
Amenities: limited accessibility for disabled.
Features: open days with O gauge East Coast Main Line layout in operation. Opportunity to

see how the LNER was run in the heyday of steam, with dozens of trains, formed from over 180 locomotives and over 400 items of rolling stock running on half a mile of track.
Contact: B Hodgkinson, 07943 182520.
Email: gmrscontact@gmail.com
Website: www.gainsboroughmodelrailway.co.uk

Saturday 23 & Sunday 24 August
BORDER RAIL 2025
HAWICK, Scottish Borders
Organiser: Hawick & District Railway Society.
Venue: The Auld Baths, Hawick TD9 7DP (in Bath Street, off Commercial Road at turn-off for the Sainsbury's store).
Open: Saturday 1000-1700
Sunday 1000-1600
Admission: adults £6.00, concessions £5.00, children £2.50.
Amenities: there is free parking nearby within 2 mins walk of venue. Light refreshments.
Features: nine-plus model layouts in O, OO & N gauges. Also model & photo displays, trade stands, static exhibits and Campaign for Border Rail stand.
Contact: 01450 374363.
Facebook: www.facebook.com/HandDRS/

Saturday 23 & Sunday 24 August
SEDGEMOOR RAIL 2025
HIGHBRIDGE, Somerset
Organiser: Burnham & District MRC.
Venue: King Alfred School, Burnham Road, Highbridge, Somerset TA9 3EE.
Open: both days 1000–1600
Admission: adults £8.00, acpd children free.
Amenities: ample free car parking, step-free access & Country Bumpkins catering.
Features: layouts incl: *Backdoor Quay, Biscdale, Bridge Street N gauge, Brewery Lane MPD, Burnham-on-Sea, Calderbridge, Cheddarton, Clifford Chamber Street, GLR TT:120, Lambourn, Ledbetter Junction, Modular N gauge: 4 layouts in one, Newton Heath Works, North Cornwall Brewery, Rocket, Rolstone, Rowington for Shrewley, Stonehaven, Tetbury, Waveybridge, Woodlands*. Plus 10 trade stands.
Website: www.bdmrc.co.uk
Facebook: www.facebook.com/profile.php?id=100086744415846

Saturday 23 & Sunday 24 August
INVERNESS MODEL RAILWAY EXHIBITION
INVERNESS, Highlands
Organiser: Inverness and District MRC.
Venue: Leonardo Hotel (formerly Jurys Inn), Millburn Road, Inverness IV2 3TR.
Open: Saturday 1000-1700
Sunday 1000-1600
Admission: adults £5.00, accompanied children £2.00, family (2+2) £10.00.
Amenities: venue is close to A9, and in easy reach of rail station by bus. Plenty of parking which is free. Disabled access. Refreshments available at the hotel and nearby.
Features: 8 layouts in O, OO & N gauges along with trade stands and Peco demonstration.
Contact: Exhibition Manager, 07495 778117.
Email: idmrcexman@gmail.com
Website: www.invernessmrc.org.uk
Facebook: www.facebook.com/invernessmrc

Saturday 23 & Sunday 24 August
MODEL RAILWAY EXHIBITION CORRIS RAILWAY & MUSEUM 2025
MACHYNLLETH, Powys
Organiser: Corris Railway Society.
Venue: Y Plas, Plas Grounds, Pentrerhedyn Street, Machynlleth SY20 8ER.
Open: both days 1000-1630
Admission: adults £5.00, children £2.00, family £12.00.
Amenities: there is car parking nearby and venue is around half a mile south of Machynlleth railway station. Craft shop and café on site.
Features: an exhibition with a diverse mixture of 16 layouts in various scales, with some live steam and at least one where children can try their hand at 'driving' the trains, which will be open over two days of the August Bank Holiday weekend. Also trade stands, a Corris Railway sales outlet and a stand raising funds for the 2' 3" gauge railway's southern extension project. Train services will also be running on the Corris Railway itself, located about four and a half miles drive, or T2 bus ride, away along the A487 in the Dulas Valley and running from Corris to Maespoeth in Gwynedd.
Contact: 01654 761701.
Email: enquiries@corris.co.uk
Website: www.corris.co.uk/timetable-and-special-events/
Facebook: www.facebook.com/thecorrisrailwayofficial/

Sunday 24 August
BROXBOURNE, Hertfordshire
Event: Modelling Extravaganza.
Organiser: Hoddesdon Model & Railway Club.
Venue: Club Site, Mill Lane, Broxbourne, Herts EN10 7AX.
Open: 1000-1600
Admission: adults £5.00, children free.
Amenities: free parking at Broxbourne Riverside (Old Lido Site) off B194 Nazeing New Road, EN10 6QS. Follow footpath from car park, under railway line to club site. Venue is 5 mins walk from Broxbourne railway station. Refreshments.
Features: layouts in SM32 gauge, G scale, 0, OO & N gauges plus radio-controlled model trucks, model boats in pool & 5" gauge train rides for children. Sales stand and tombola.
Contact: 07708 579822.
Website: www.hoddesdonmrc.org.uk
Facebook: www.facebook.com/groups/284371651769291/?locale=en_GB

Sunday 24 August
STALHAM, Norfolk
Organiser: Broadland Model Railway Club.
Venue: Stalham Poppy Centre, Recreation Rd, Stalham, Norwich NR12 9BH.
Open: 1000-1530
Admission: adults £5.00, acpd U16s free.
Amenities: free parking, disabled access, refreshments & children's playground.
Features: show with layouts in various scales, including guest layouts, plus loco doctor and club sales stand, trade support.
Contact: Exhibition Manager John & Becky Larkson via email address below.
Email: broadlandexhibition@gmail.com
Website: www.broadlandmodelrailwayclub.co.uk

Sunday 24 August
UFFCULME, Devon
Organiser: Culm Valley Model Railway Club.
Venue: Old Well Garden Centre, Waterloo Cross, Uffculme, Cullompton EX15 3ES.
Open: 1000-1600
Admission: Free but donations welcome.
Amenities: garden centre with parking located close to Junction 27 of M5 just off A38. 'Railway Room' is adjacent to top car park.
Features: *Tiverton Junction* (30' long OO gauge model) and *Soldor*, home to a little blue engine, driven by visitors. Club layouts.
Website: www.cvmrc.weebly.com/tiverton-junction.html

Sunday 24 & Bank Holiday Monday 25 August
HEATH PARK, Cardiff
Organiser: Cardiff Model Engineering Society.
Venue: Heath Park Miniature Railway, King George V Drive East, Cardiff CF14 4AW.
Open: 1300-1700.
Admission: £2.80 (card payment only), children aged 3 & under free (must be accompanied on rides). No dogs except service dogs.
Amenities: refreshments, gift shop.
Features: miniature railways (steam and electric trams), model and garden railways.
Website: www.heathparkminiaturerailway.co.uk

Bank Holiday Monday 25 August
HARROGATE, North Yorkshire
Organiser: Harrogate Model Railway Group.
Venue: Constance Green Hall, St Aidan's School, Oatlands Drive, Harrogate HG2 8JR.
Open: 1000-1600
Admission: adults £7.00, children £2.00, family (2+2) £15.00.
Amenities: free parking. Local buses serve area. Nearest railway station is Hornbeam Park, approx 15 mins walk away. Easy access for those with impaired mobility. Cafeteria.
Features: layouts incl: *Arcadia Pen, Grafty Green, Karolina Falls* (O); *Kinleith Paper Mill* (P4); *D E Minimis* (EM); *Coniston MMRC, Knaresborough Viaduct, Manorlea, Padsbridge, Pateley Bridge, The Brick* (OO); *East Brook, Waterhouses & Longnor* (009); *Canalside Ironworks* (9mm gauge); *Glenellen, Stamford East* (N); plus HMRG Test Track (OO & N), demos and trade stands.
Email: contact-us@harrogate-modelrailway-group.org.uk
Website: www.harrogate-modelrailwaygroup.org.uk
Facebook: www.facebook.com/groups/106781309718829

Wednesday 27 August
BISHOPS LYDEARD, Taunton, Somerset
Event: Club Layouts Open Day.
Organiser: Taunton Model Railway Group.
Venue: Bishops Lydeard Station, Platform 1, West Somerset Railway, Taunton TA4 3RU.
Open: 1000-1630
Admission: small charge (note children must be accompanied).
Amenities: free parking. Refreshments.
Features: two finescale OO layouts, *Bath Green Park* and *Tamerig New*.
Email: secretary.tmrg@hotmail.com
Website: www.tauntonmodelrailwaygroup.co.uk
Facebook: www.facebook.com/tauntonmodelrailwaygroup

Thursday 28 August
WELLING, KENT CHARITY TOY AND TRAIN FAIR
WELLING, Bexley, Kent
Organiser: Alan Bone, with main sponsor Cade Construction, 020 8311 9020.
Venue: Falconwood Community Centre, 32 Falconwood Parade, The Green, Welling DA16 2PG.
Open: 1700-2130
Admission: adults £1.50, acpd children free. Proceeds to Assoc of Bexley Charities '78.
Amenities: free level parking. Bus No.B16 from Welling & Falconwood rail stations stops outside venue. Refreshments available.
Features: sales stands with model trains (Hornby, Bachmann, Dapol, Farish, Fleischmann) & spare parts; plus transport ephemera, books, stamps, sci-fi, tinplate, die-cast vehicles, Dr Who, Star Trek & film memorabilia.
Contact: 020 8310 5018.
Email: mail@johnsalt.plus.com
Website: https://bexleych.wixsite.com/bexley-charities-78

Friday 29 August - Sunday 31 August
STEAM & DIESEL GALA, MODEL RAILWAY EXHIBITION PLUS GARDEN RAILWAY SHOW
WELSHPOOL & LLANFAIR CAEREINION, Powys, Mid Wales
Organiser: Welshpool & Llanfair Light Railway.
Venue: The Station, Raven Square, Welshpool SY21 7LT, Llanfair Caereinion station SY21 0SF & Caereinion Leisure Centre, Llanfair Caereinion SY21 0HW (latter Saturday 30 August only).
Open: Friday 1300-1700.
Saturday & Sunday 1000-1700
Admission: adult Friday or Sunday Gala Rover £30.00, Saturday Rover (including Garden Railway Show) £37.00, Saturday Garden Railway Show entry only (available on door) £6.00; child (aged 5-15) Friday or Sunday Gala Rover £5.00, Saturday Gala Rover (including Garden Railway Show) £7.00, Garden Railway Show entry only £3.00; U5s, free entry. Note: No WLLR members' concessionary travel.
Amenities: free parking (though this is limited at Welshpool Raven Square station) and free shuttle minibus between Llanfair Caereinion station and the Garden Railway Show venue taking place on Saturday only. Note that Welshpool Cambrian Line station, served by Transport for Wales trains from Shrewsbury to Aberystwyth & Pwllheli, is 0.8 miles from the WLLR Raven Square station. Several WLLR carriages are adapted for wheelchair users.
Features: gala event train services on the 8½-mile-long, 2' 6" gauge Welshpool & Llanfair Light Railway plus road steam & vintage vehicles. Model railway exhibition at Welshpool Raven Square station will include: *Over the Top* (1:32); *Mary Jane's Mushroom Farm* (Gn15); *Dinas Mawddwy* (EM); *Bishops Castle 1932, Eastgate Harbour, Hornby Dublo, Pen y Bont (Tanat Valley)* (OO); *Cheviot Railway, Fidlas Quay, Melin Dolrhyd, Spirit of Welshpool, Tan Y Fron* (OO9); *Oasis Camp* (HOe); *Matts Farm* (Brio). Plus on Saturday only the annual Garden Railway Show in Llanfair Caereinion, now being run by the WLLR itself, will include: *Stately Manor* (7/8th scale); *16mm Association Modular Layout, Indian Hill Railway, Pentre, Pen y Drws, Norton Yard/Hill Farm* (16mm scale); *Gala Day, Lewiston* (G scale); plus trade stands.
Contact: 01938 810441.
Email: info@wllr.org.uk
Website: www.wllr.org.uk/events/steam-gala/
Facebook: www.facebook.com/WelshpoolSteamRailway/ www.facebook.com/groups/24031556083107031/

Saturday 30 August
MARCH, Cambridgeshire
Event: Late Summer Model Railway Show Joint Fundraising Day.
Organiser: March & District Model Railway Club & March St Mary's Church.
Venue: St Mary's Church & Hall, Wisbech Road, Westry, March, Cambs PE15 0BA.
Open: 1000-1600
Admission: adults £5.00 (cash only please), acpd U16s free.
Amenities: free but limited parking. Stagecoach bus No.33 from March & Peterborough passes nearby. Disabled facilities. Refreshments.
Features: 10 layouts in scales Gn15, 0, NG7/0-16.5, 00, 009 & N. Traders & club stand.
Email: manddmrc@gmail.com
Website: www.mdmrc.net/post/remember-30th-august-2025-to-have-a-good-day-at
Facebook: www.facebook.com/groups/mdmrc/

Saturday 30 August
TADWORTH, Surrey
Event: Tadworth Autumn Model Railway Exhibition.
Organiser: North Downs Model Railway Circle.
Venue: The Good Shepherd Church Hall, Station Approach Road, Tadworth KT20 5AE.
Open: 1000-1700
Admission: adults £6.00, seniors/disabled £5.00, U16s £3.00 (with all profits going to Good Shepherd Church).
Amenities: free parking. Refreshments.
Features: 27 layouts including: *Itchen Bottom* (7mm Finescale); *Corngreaves Halt* (O); *Atherington, Canal, Coombe Bissett, Derby Arms, Good Shepherd, Llangurig, Midgeholme, Rievaulx* (OO); *Cobnor* (009); *Five Mile Siding, Lafayette Spring, Willis Bluff* (HO, USA), *Neumarkt* (HO German); *TT Demo* (3mm scale); *Lakeside* (N) plus *Angle Crossing, Coedlei, Dulcote, Hampton Eight, Llanengan, Manuden, Oregon, Ribblesford Midland, Sticky End*. Also traders.
Contact: Stuart Robinson, 07758 458827.
Email: stuart.robinson27@ntlworld.com
Website: www.ndmrc.info/Home/Tadworth.htm

Saturday 30 & Sunday 31 August
BEER, Devon
Event: Tinplate and Clockwork Extravaganza
Organiser: Pecorama.
Venue: Gallery Lecture Theatre, Pecorama, Underleys, Beer, Devon EX12 3NA.
Open: 1000-1600
Admission: incl in Pecorama special 50th anniversary entry prices: adults £7.25, concessions (ages 3-17 & 65+) £6.25, family (x4) £24.95, family (x5) £29.95, under 2s free, dogs £1.00. Quote RM50 for discount. Extra Beer Heights Light Railway train rides £4.00.
Amenities: parking, refreshments, disabled access (hilly, unsuitable for 3-wheel scooters).
Features: helping to mark Railway 200, this special exhibition showcases very early examples of model trains and model railway equipment in clockwork and tinplate which are being demonstrated by a group from Somerset. Tickets also include the main Pecorama model railway exhibition, a ride on the Beer Heights Light Railway and entry to the gardens.
Website: www.pecorama.co.uk

Saturday 30 & Sunday 31 August
expoEM SUMMER 2025
WAKEFIELD, West Yorkshire
Organiser: The EM Gauge Society.

Venue: Kettlethorpe High School, Kettlethorpe Hall Drive, Standbridge Lane, Sandal, Wakefield WF2 7EL.
Open: Saturday 1030-1700
Sunday 1000-1600
Admission: adults £11.00, concess £9.00.
Amenities: no parking on school site but visitors can use parking by the 3G pitch across the road. Disabled access. Refreshments available.
Features: flagship event of EM Gauge Society in the North. Layouts incl: *Halifax King Cross, The Wantage Tramway* (P4); *Barnard Castle, Chop Gate, Merthyr Riverside, Minories, Orfe Quay, Steeple Bumpleigh, Swan Street* (EM); *Elidir* (009). EMGS Test Track, with DCC, demos and trade support.
Email: info@emgs.org
Website: www.emgs.org/events/expoem-autumn-2025/
Facebook: www.facebook.com/emgauge/?locale=en_GB

Wednesday 3 September

BISHOPS LYDEARD, Taunton, Somerset
Event: Club Layouts Open Day.
Organiser: Taunton Model Railway Group.
Venue: Bishops Lydeard Station, Platform 1, West Somerset Railway, Taunton TA4 3BX.
Open: 1000-1630
Admission: small charge. Children must be acpd.
Amenities: free parking. Refreshments.
Features: two finescale OO layouts, *Bath Green Park* and *Tamerig New*.
Email: secretary.tmrg@hotmail.com
Website: www.tauntonmodelrailwaygroup.co.uk
Facebook: www.facebook.com/tauntonmodelrailwaygroup

Wednesday 3 September

SALTASH, Cornwall
Event: Club Open Day.
Organiser: Saltash Model Railway Club.
Venue: Burraton Community Centre, Grenfell Avenue, Saltash PL12 4JB.
Open: 1500-2100
Admission: free.
Amenities: ample parking. Refreshments.
Features: club members will be there to chat and club layout *Wearde* will be running, along with the club's test track, so bring something to run. Examples of modelling interests ranging from O to N, plus 3D printing.
Contact: Phil Tombs, 07577 032078.
Email: Neil Sullivan via email address stationmaster@sully.org.uk

Saturday 6 September

BECCLES, Suffolk
Event: Open House Running Day.
Organiser: Norfolk & Suffolk Narrow Gauge Modellers.
Venue: Barsham & Shipmeadow Village Hall, B1062, Barsham, Beccles, Suffolk NR34 8HA.
Open: 1030-1600
Admission: adults £3.00, U16s free.
Amenities: off the B1062 approx 2 miles out of Beccles. Turn in by red phone box. Car parking by hall and overflow on paddock next to hall. Light refreshments available.
Features: narrow gauge layouts incl: *Little Ease* (1:16 scale); *North Level Railway* (O-16.5/NG7); *Raven Hill* (O9); *Ironbridge, New Walmington Pier, Reeds Beck Waterworks* (009); *Chipeta* (HOn3) plus trade stands and demonstration.
Contact: Richard Doe, 01502 471760.
Email: nsngm@yahoo.co.uk
Website: www.nsngm.org.uk
Facebook: www.facebook.com/nsngmgroup/

Saturday 6 September

BEER, Devon
Event: Drive a Model Train.
Organiser: Pecorama.
Venue: Gallery Lecture Theatre, Pecorama, Underleys, Beer, Devon EX12 3NA.
Open: 1000-1600
Admission: included in Pecorama special 50th anniversary entry prices: adults £7.25, concessions (ages 3-17 & 65+) £6.25, family (x4) £24.95, family (x5) £29.95, under 2s free, dogs £1.00. Quote RM50 for discount. Additional Beer Heights Light Railway train rides £4.00.
Amenities: parking, refreshments, disabled access (hilly, unsuitable for 3-wheel scooters).
Features: event when visitors can operate the Swiss RhB-themed DCC layout *The Andeer Line* (HOm) – instructions given. Tickets also include Pecorama model railway exhibition, a ride on the Beer Heights Light Railway and gardens.
Website: www.pecorama.co.uk

Saturday 6 September

BRIDLINGTON MODEL RAILWAY SHOW
BRIDLINGTON, East Yorkshire
Organiser: Trainshed Bridlington Model Railway Group.
Venue: Bridlington Club for Young People, Sports Centre, Gypsey Road, Bridlington YO16 4AY.
Open: 1000-1600
Admission: adults £7.00, acpd children free.
Amenities: free parking. Wheelchair-friendly venue. Refreshments available.
Features: layouts including: *Garside* (Gauge 1); *Builders Yard, Napier Road* (O); *Rectory Farm Sidings, Serendipity, Skell Ghyll, West Street Station* (OO); *Americana, La Camrienne, Megsdorf* (HO); *Alexander Yard, Coal Hill Yard* (N). Plus trade support.
Contact: David Harrison, 07811 254080.
Email: bridmodelrail@hotmail.co.uk
Website: www.bridmodelrail.org.uk
Facebook: www.facebook.com/bridrailmodellers/

Saturday 6 September

REDHILL, Surrey
Organiser: East Surrey N Gauge.
Venue: Earlswood Baptist Church, St Johns Road, Redhill RH1 6DZ.
Open: 1000-1600
Admission: adults £3.00, children aged over 10 £1.00, children aged 10 and under free, family £6.00.
Amenities: free on-street parking. Disabled access. Refreshments.
Features: 9 N gauge layouts, incl. modular layouts in N Club International (German), N-Mod (British), and Johannes mini-modules format, and UK, German and Japanese layouts. Plus club second-hand sales stands.
Contact: Jon Bartlett, 07954642387.
Email: barthyd@pobox.com
Website: https://esngclub.com https://esngblog.com

Saturday 6 September

SIDCUP, South East London
Event: Peco Open Day.
Organisers: Invicta Model Rail & Peco.
Venue: Invicta Model Rail, Communications House, 130 Station Rd, Sidcup DA15 7AB.
Open: 1000-1600
Admission: free.
Features: go along and see the latest announcements from Peco with live demos on the day and a chance to discuss with Peco representatives. Invicta Model Rail is also a stockist of Hornby, Bachmann, Gaugemaster and most other leading brands.
Contact: 0208 302 7774.
Email: invictamodelrail@btconnect.com
Website: www.invictamodelrail.com
Facebook: www.facebook.com/story.php/?story_fbid=1014270814036577&id=100063610030514&_rdr

Saturday 6 September

TaD-RAIL 2025
WING, Leighton Buzzard, Bedfordshire
Organiser: Tring & District Model Railway Club.
Venue: Cottesloe School, Aylesbury Road, Wing, Near Leighton Buzzard LU7 0NY.
Open: 1015-1630
Admission: adults £6.00, children £3.00, family (2+2) £14.00.
Amenities: free parking. Disabled access. Refreshments available.
Features: 14 layouts plus a train simulator and trade & society stands.
Contact: 01525 850703.
Email: r.longman@btinternet.com
Website: www.tringmrc.co.uk
Facebook: www.facebook.com/groups/859221597534235/

Saturday 6 & Sunday 7 September

ALN VALLEY RAILWAY MODEL RAILWAY EXHIBITION ('Model RailEx 2025')
ALNWICK, Northumberland
Organiser: Aln Valley Railway.
Venue: Lionheart Station, Lionheart Enterprise Park, Alnwick, Northumberland NE66 2EZ.
Open: both days 1030-1600
Admission: adults £5.00, children aged over three £3.00.
Amenities: free on-site parking. X15 bus stop is nearby (10 minutes walk) or catch X18 or X20 bus to 'The Oaks' from Alnmouth railway station, then venue is a 15-min walk away. Café, shop and playground for children.
Features: 15 layouts incl: *Glenburn, Havntacloo Junction* (O); *Gernigoe's End, Lockton Downs, Moira Street Goods, Salcombe* (OO); *Potato Harvest* (009); *Heaviton, Rising Beck, Witsend* (N); *Schläbelsringen* (German N: CONTINENTAL MODELLER Sept 2021); *Termouth* (T); plus Lego Trains and Tomy Trains displays. Trade support. Steam train & miniature railway rides (separate charges apply) and museum.
Contact: 01670 459546.
Website: www.alnvalleyrailway.co.uk
Facebook: www.facebook.com/AlnValleyRailway/

Saturday 6 & Sunday 7 September

EDINBURGH MODEL RAILWAY EXHIBITION
EDINBURGH
Organiser: Edinburgh & Lothians Miniature Railway Club.
Venue: George Watson's College, Edinburgh EH10 5EG.
Open: Saturday 1000-1500
Sunday 1000-1600
Admission: advance adult tickets £7.59, advance child (age 5-15) tickets £2.71, U5s free, advance family ticket (2+2) £16.26. Buy advance tickets via www.ticketsource.com/booking/select/ewjwbpggpygm
On the day tickets: adults £8.00, children £3.00, family (2+2) £18.00.
Amenities: on-street parking (free at weekends) in Polwarth area. Only those with accessibility needs can park on school grounds. Nearby bus stops at Polwarth Parish Church (8 mins walk) and Holy Corner (10 mins walk) with services from central Edinburgh. Venue is fully accessible for all and has on-site café.
Features: layouts and traders. Demos by Model Electronic Railway Group (MERG) & N Gauge Society – Forth and Clyde Group.
Website: https://elmrc.org.uk/elmrc-exhibition/
Facebook: www.facebook.com/EdinburghLothianMRC

Saturday 6 & Sunday 7 September

LIVERPOOL MODEL RAILWAY EXHIBITION 2025
LIVERPOOL, Merseyside
Organiser: Liverpool Model Railway Society.
Venue: Old Christ Church, Waterloo Road, Liverpool L22 1RE.
Open: Saturday 1000-1700
Sunday 1000-1630
Admission: adults £6.00, acpd children free.
Amenities: free on-street parking in local area. Classic bus will run from Merseyrail Northern Line's Waterloo station to the exhibition. Venue is close to bus stop. Refreshments incl. sandwiches, snacks, cakes & drinks will be available.
Features: variety of exhibition standard layouts including: *J. Tracey and Sons, Loch Dour, Loch Syd, New Rothbury, Wheybach Wen* (OO); *Clogher Station* (OOn3); *Elidirfach, Turtle Bay* (009); *29th Street Wharf* (HO); *Furka Oberalp* (HOm); *Gresten* (HOe); *Gwladys St Goods* (N); plus *Bismarcke & Dock* and trade support.
Contact: 07745 866836.
Email: info@lmrs.org.uk
Website: www.lmrs.org.uk
Facebook: www.facebook.com/liverpoolmodelrailwaysociety/

Saturday 6 & Sunday 7 September

GUILDEX 2025
STAFFORD, Staffordshire
Organiser: Gauge O Guild.
Venue: Bingley Hall, Stafford Showground, Weston Road, Stafford ST18 0BD.
Open: Saturday 0930-1700
Sunday 0930-1600
Admission: Guildex one-day ticket: members & members' partners £15.00, all other visitors £20.00; Guildex two-day ticket: members & members' partners £20.00, all other visitors £25.00. For advance tickets see https://www.gaugeoguild.com/events/guild_shows.aspx?id=26
Amenities: County Showground is 3 miles east of town on A518. Extended free parking (satnav ST18 0BD). Drivers using M6 should exit at Jct.14 and follow signs for Showground. Venue is 4 miles from Stafford railway station – a free bus service will operate both days (timetable on Guild website when confirmed). Disabled access and full catering facilities.
Features: 7mm scale layouts incl: *Arun Quay, Dalnottar Riverside, East Midlands O Gauge Test Track, Harbourne St Mary, Hassell Harbour Bridge*, Liverpool and West Lancashire O Gauge Group (LAWLOGG) Test Track, *Manchester Hardwick Bridge, Prospect Road, Selby, St Georges Wharf, The Basin* (O-16.5), The Guild Modular Layout (with scenic section *Colinwood* displayed as work in progress by the St Neots Club, supported by Peco), *Whaplode, Woodhill Goods*. Plus demos, trade and society stands. Event is proud to be celebrating Railway 200.
Contact: 01594 545676.
Email: enquiries@gaugeoguild.com
Website: www.gaugeoguild.com/events/guild_shows.aspx?id=26

Sunday 7 September

BURTON MODEL RAILEX 2025
BURTON UPON TRENT, Staffordshire
Organiser: Burton Railway Society.
Venue: Scout Headquarters, Station Road, Rolleston on Dove, Burton upon Trent DE13 9AB.
Open: 1000-1600
Admission: adults £5.00, acpd children free.
Amenities: venue is a five-minute drive from the A38 from Tutbury with free parking. Exhibition is on two floors with disabled access via a lift. Refreshments available.
Features: 14 layouts including: *Brinkley Town, Britannia Mill, Brushaven, Burdock, Corwenna, Coton Park Wagon Repair Facility, Derwent Road, Heol-Y-Cyw, Letty Lane Yard, Rollestone, Slate Mine, St Mary, The Brewery* plus demonstrations & trade support.
Contact: Jeff Howard, 07425 140292.
Website: www.burtonrailwaysociety.co.uk
Facebook: www.facebook.com/groups/983919855440158/

Sunday 7 September

RAMSGATE, Kent
Event: Ramsgate Tunnels Model Railway Exhibition
Organiser: Canterbury and District Model Engineering Society.
Venue: Ramsgate Tunnels, Marina Esplanade, Ramsgate, Kent CT11 8FH.
Open: 1000-1600
Admission: entry is free but there will be a charge for rides on the miniature railway.
Amenities: paid car park on Marina Esplanade, plus free on-road parking on cliff road above the site – reached via large number of steps or ramp to seafront. Otherwise site has good disabled access and is 5 mins walk from Ramsgate Royal Harbour. Refreshments.
Features: exhibition on area of seafront where Harbour Station used to stand, and in the adjacent Ramsgate Tunnels, a museum in the old LCDR and Ramsgate Tunnel Railway tunnel, including wartime public air raid shelters. In the tunnel there will be a model railway exhibition with 10 layouts and traders. Event will also feature miniature steam and engineering society stands outside, including a ride-on railway.
Email: secretary@cdmes.org.uk
Website: www.cdmes.org
Facebook: www.facebook.com/CanterburyDistrictModelEngineering Society/

Saturday 13 September

BEER, Devon
Event: Lynton & Barnstaple 009 Exhibition.
Organiser: Pecorama.
Venue: Gallery Lecture Theatre, Pecorama, Underleys, Beer, Devon EX12 3NA.
Open: 1000-1600
Admission: incl in Pecorama special 50th anniversary entry prices: adults £7.25, concessions (ages 3-17 & 65+) £6.25, family (x4) £24.95, family (x5) £29.95, under 2s free, dogs £1.00. Quote RM50 for discount. Extra Beer Heights Light Railway train rides £4.00.

Amenities: parking, refreshments, disabled access (hilly, unsuitable for 3-wheel scooters).
Features: in the month marking 90 years since the closure of North Devon's 1' 11½" gauge Lynton & Barnstaple Railway, the Dartmoor OO9 Railway Group will be operating layouts depicting stations on the line. Tickets also include main Pecorama model railway exhibition, a ride on the Beer Heights Light Railway – with special Diesel Day when home engines *Jimmy* and *Ben* will be joined by visiting diesel locos – and entry to the gardens.
Website: www.pecorama.co.uk

Saturday 13 September
RAILEX EAST
CAMBRIDGE, Cambridgeshire
Organiser: 31A Cambridge Model Railway Club.
Venue: Cambridge Regional College, Kings Hedges Road, Cambridge CB4 2QT.
Open: 1000-1600 (last admission 1530)
Admission: adults £7.00, acpd children £3.00 (all children must be accompanied by an adult and in groups of 2 or more children and at least 1 adult, 1 child will be admitted free).
Amenities: large free parking area. Full access for disabled visitors. Refreshments.
Features: layouts including: *Fen End Pit* (16mm scale); *Dunwich Tramway, Hobbs Warren* (O); *Appleton Dene* (O-16.5); *Whitley* (EM); *Helland Wharf, Morfrail, Providence Colliery, Rails Through Histon* (OO); *Tidley* (OO9); *Donnersbachkogel* (HO/HOe Austrian). Plus trade and society stands.
Email: Neil Chapman, club secretary, via secretary@cambridge31a-mrc.org.uk
Website: www.cambridge31a-mrc.org.uk

Saturday 13 September
HEYWOOD, Lancashire
Event: Open Day.
Organiser: Heywood Model Railway Group.
Venue: Unit 4, River Street, Heywood, Lancashire OL10 4AB.
Open: 1000-1600
Admission: £3.00 per adult, acpd children free. Donations welcome.
Amenities: free parking, Wheelchair access. Refreshments available.
Features: open day for club test tracks in N, OO9, OO and O gauge. Run own locos. Shop.
Contact: Phil Evans by emailing: phil_evans@sky.com
Website: https://www.hmrg.net/

Saturday 13 September
OLNEY, Milton Keynes
Organiser: Olney Model Railway Club.
Venue: The Olney Centre, High Street, Olney MK46 4EF.
Open: 1030-1600
Admission: adults £5.00, acpd U15s free.
Amenities: free parking in town within easy walking distance of venue, which has disabled access. Refreshments available.
Features: new venue and layouts incl: *Billingham Street, Cwm Bach* (O); *Tonys Forest* (O-14); *Victoria* (EM); *Granddad's Train Set* (Hornby Dublo 3-rail); *Bucklebury Lane, Daisyfield Yard, Kyle of Tongue, Southdale* (OO); *Quarry End* (OO9); *Sorrento Park* (TT:120 USA); *Liddle Town, Three Bridges* (N). Trade stands.
Contact: Malcolm Haynes, 07752 683619.
Email: malcolm@olneymrc.org.uk
Website: www.olneymrc.org.uk/2025-exhibition

Saturday 13 September
SOUTH CROYDON MODEL RAILWAY SHOW
SOUTH CROYDON, South London
Organiser: Christopher Dean & 7th/12th Croydon Scout Group.
Venue: St Paul's United Reformed Church, Croham Park Avenue, South Croydon CR2 7HF (opposite Old Whitgiftian Rugby Ground).
Open: 1000-1600
Admission: adults £6.00, children £3.00, families (2+2) £15.00. All proceeds to be divided between local charities.
Amenities: street parking available in adjacent roads. Regular bus and London Tramlink services pass nearby. Venue has disabled access. Hot and cold food available.
Features: layouts in O, On30, EM, OO, HO & N plus second-hand stall and trade support.
Contact: 07956 520959.
Email: tinkerscorner@aol.com
Website: www.stpaulsurc.org.uk
Facebook: www.facebook.com/p/Croydon-Model-Railway-Society-100084407896822/

Saturday 13 September
STOCKPORT, Greater Manchester
Event: Romiley Model Railway Show 2025.
Organiser: Romiley Methodist Railway Modellers.
Venue: Romiley Methodist Church, 77 Stockport Road, Romiley, Stockport SK6 3AA.
Open: 1030-1630
Admission: by donation for Action for Children.
Amenities: on-site parking for those with limited mobility only. Romiley station and bus stops are 400 metres from venue.
Features: several hands-on/drive-it-yourself layouts for young at heart of all ages, alongside more traditional hands-off layouts, and a trader.
Contact: Mark Howarth, Exhibition Secretary, using email below.
Email: pickupgoods@hotmail.com
Website: www.rmrmclub.com

Saturday 13 & Sunday 14 September
FAVERSHAM, Kent
Event: Model Railway Exhibition 2025
Organiser: Faversham Model Railway Club sponsored by Doug's Model Trains & Tools.
Venue: The Abbey School, London Road, Faversham, Kent ME13 8RZ.
Open: Saturday 1000-1630
Sunday 1000-1600
Admission: adults £7.00, children (5-16) £3.00, U5s free (cash preferred).
Amenities: free on-site parking. Nearest railway station is Faversham – venue is accessible from station concourse by walking under subway and then continuing for around 10 mins, or by taking a taxi. Refreshments available.
Features: layouts including: *Stodmarsh, Wapping Wharf* (O); *Batou Scie.* (On30); *Essex Brick, Millfield, Shunting Puzzle, Smallbox Colliery, Swaleford, The Lady Killers, Thomas Themed* (OO); *Halden Lane, Scallywag Corner, That Dam Railway* (OO9); *Stevens Point Service* (HO); *Wilmington* (TT); *Burnham on Sea, Flatlands, Headcorn Halt, Holt Street, Melton Mowbray, Oaklands, Shillingstone, Staffordshire Potteries* (N). Trade support & society stands.
Website: www.favershammrc.org.uk/2025.html
Facebook: www.facebook.com/FavershamModelRailwayClub/

Saturday 13 & Sunday 14 September
INTERNATIONAL N GAUGE SHOW
LEAMINGTON SPA, Warwickshire
Organiser: Meridienne Exhibitions Ltd.
Venue: Warwickshire Event Centre, Nr Leamington Spa – on the junction of the A425/B4455, visitor car park CV31 1FE.
Open: Saturday 1000-1700
Sunday 1000-1600
Admission: adults £14.50, senior citizen (aged 65-plus) £13.00, children aged 5-14 inclusive £6.00. Tickets (valid for one day) are available via website www.ngaugeshow.co.uk from mid-April. Tickets will also be available on the day from the ticket office.
Amenities: visitor entrance is off A425 Southam Road. Follow signs directing you to 'Visitor Entrance' and use postcode CV31 1FE. (The exhibitor entrance is off the B4455 Fosse Way. If in this category follow the signs to the 'Fosse Way Entrance' and use CV31 1XN. There is no entry for visitors at the Fosse Way entrance.) There is a free visitor car park plus designated parking area for Blue Badge holders. Note there is limited daily parking on site for motorhomes – no overnight parking. Saturday only Exhibition Link Bus runs every 30 minutes from Leamington Spa railway station – check show website. Disabled facilities. Restaurant & coffee shop.
Features: N gauge layouts with modern, steam, Continental & American themes, incl: *BNSF Metra Chicagoland, Braemuir Harbour, Brocolitia, Castle Rise, Chaddesley Corbett, Chrilvinton Town, Denby Road, Donge Farm, East Anstey, Edrom, El Cremallera, Fontaine Quarry, Haversham Central, Hawes Junction, Heathbury, Low Fell, Maun Valley Junction, Mereley, Muhlenfelder, Nazareth Portland, Rothley, Sellraintal, Singen, Two Seasons, Udford Wood Halt, Vintage N Gauge, Westwick.* Trade & society stands incl 2mm Gauge Assoc., Diesel & Electric Modellers United (DEMU), Leamington & Warwick MRS, N Gauge Society, Worldwide Group of N Gauge Society.
Contact: 01926 614101.
Email: info@meridienneexhibitions.co.uk
Website: www.meridienneexhibitions.co.uk/events/the-international-n-gauge-show/clubs-and-layouts
Facebook: www.facebook.com/MeridienneEx/

Saturday 13 & Sunday 14 September
LEIGH FESTIVAL OF MODEL RAILWAYS & TRANSPORT MODELLING 2025
LEIGH, Greater Manchester
Organiser: Leigh Model Railway Society.
Venue: Leigh Sports Village, Leigh Leisure Centre, Sale Way, Leigh, Greater Manchester WN7 4JY.
Open: Saturday 1000-1700
Sunday 1000-1600
Admission: adults £8.00, U15s have free entry with every paying adult.
Amenities: free parking. Free vintage bus service from Leigh bus station to venue and back. Disabled access. Café and raffle.
Features: 30-plus layouts including: *The Big Thomas One, Libomy Alp* (G); *Newchapel Junction, Dalry Road* (O); *Bryncrug Sidings* (O-16.5/NG7); *Ashdan Junction, Bodmin Generally, Bridge Road, Bridgewater, Bucks Lane, Georgemas Junction, Goodley Lane 2, Kings Road TMD, Kids Drive It* (OO); *Fryup, Fallgate, Mynydd Tatws Newydd* (OO9); *Bryford County Terminal USA, Bad Kissen* (HO); *Auswiss* (HO & HOm); TT:120 layout to be announced; *Nine Mills, Enngage Junction, Llwyn Grug* (N); plus planes, cars, trams, boats, Scalextric & Lego. Also 20-plus traders.
Email: lmrs.secretary@gmail.com
Website: www.leighmodelrailwaysociety.wordpress.com/exhibition-2023-2/
Facebook: www.facebook.com/LeighMRS/

Saturday 13 & Sunday 14 September
DARLINGTON MODEL RAILWAY CLUB EXHIBITION 2025
NEWTON AYCLIFFE, County Durham
Organiser: Darlington MRC in association with Railway 200, S&DR 200 & Accurascale.
Venue: Oakleaf Sports Complex, School Aycliffe Ln, Newton Aycliffe DL5 6QZ.
Open: both days 1000-1600
Admission: adults £8.00, U16s free.
Amenities: free parking. Venue is around 0.7 miles from Newton Aycliffe railway station. Sports complex has good access for people with disabilities and offers a wide range of meals and drinks in its lounge bar.
Features: this year's exhibition marks 200 years since the Stockton & Darlington Railway opened on 27 September 1825, with layouts based on lines in the UK and around the world, including Austria, Switzerland and Thailand. Historic pictures will be scattered through the venue to mark the bicentenary. Trade support.
Contact: info@DarlingtonMRC.co.uk
Website: www.railway200.co.uk/activity/darlington-model-railway-club-exhibition-2025
Facebook: www.facebook.com/p/Darlington-Model-Railway-Club-100041630905166

Saturday 13 & Sunday 14 September
SWANSEA MODEL RAILWAY EXHIBITION 2025
SWANSEA, South Wales
Organiser: Swansea Railway Modellers Group sponsored by Oxford Diecast, Ray Heard & WW Scenics.
Venue: LC Swansea, Oystermouth Road, Swansea SA1 3ST.
Open: Saturday 1000-1700
Sunday 1000-1600
Admission: adults £10.00, acpd children £1.00 (note dogs are not allowed in venue).
Amenities: adjacent public car parks. Swansea rail and bus stations are half a mile away. Full disabled access and toilets. The LC has a Costa coffee café with hot meals and snacks.
Features: over 20 layouts incl: *St Bryan's, Thornley WRD* (O); *Mettoy Trains* (vintage O, made in Swansea); *Hope under Dinmore, Llawryglyn* (EM); *Brief Encounter, Artist's Valley, Museum of Transport, Farbine Road, Dilwyn, Upper Bank, SRMG Juniors* (OO); *Penllynbach* (OO9); *Beijiao, Bremen Trams, Norge* (HO); *Heybridge Wharf* (3mm); *Hells Glen, Newvaddon Parkway, Ashfield, Moors View, Cwmfelin Parkway* (N). Traders and society stands.
Contact: Martin Evans, 07884 183395.
Website: www.srmg.org.uk
Facebook: www.facebook.com/SRMGTrains/

Sunday 14 September
HEATH PARK, Cardiff
Organiser: Cardiff Model Engineering Society.
Venue: Heath Park Miniature Railway, King George V Drive East, Cardiff CF14 4AW.
Open: 1300-1700.
Admission: £2.80 (card payment only), children aged 3 & under free (must be accompanied on rides). No dogs except service dogs.
Amenities: refreshments, gift shop.
Features: miniature railways (steam and electric trams), model and garden railways.
Website: www.heathparkminiaturerailway.co.uk

Sunday 14 September
UFFCULME, Devon
Organiser: Culm Valley Model Railway Club.
Venue: Old Well Garden Centre, Waterloo Cross, Uffculme, Cullompton EX15 3ES.
Open: 1000-1600
Admission: Free but donations welcome.
Amenities: garden centre with parking located close to Junction 27 of M5 just off A38. 'Railway Room' is adjacent to top car park.
Features: *Tiverton Junction* (30' long OO gauge model) and *Soldor*, home to a little blue engine, driven by visitors. Club layouts.
Website: www.cvmrc.weebly.com/tiverton-junction.html

Saturday 20 September
IPSWICH, Suffolk
Event: Club Open Day
Organiser: Ipswich Railway Modellers Association.
Venue: Ipswich Rly Modellers Assoc., Welton House, 40a Norfolk Road, Ipswich IP4 2HB.
Open: 1000-1500
Admission: free.
Amenities: Parking on site is limited to disabled badge holders only. Refreshments.
Features: visitors can walk around and view IRMA's many layouts in N, OO and O, and its three new layouts under development. Learn more about club membership or choose pre-owned items.
Email: ipswichrma@gmail.com
Website: www.irma.org.uk
Facebook: www.facebook.com/IpswichRailwayModellersAssociation/

Saturday 20 September
KETTERING, Northamptonshire
Organiser: Kettering & District MRS supported by Mawson Models & Keith's Models.
Venue: All Saints Church, William Street, Kettering NN16 9RR.
Open: 1000-1600
Admission: adults £6.00, concessions £5.00, children £3.00, U10s free, family (2+2) £15.00.
Amenities: free parking. Disabled access. Refreshments available.
Features: 15 layouts plus trade stalls.
Website: www.kdmrs.webador.co.uk
Facebook: www.facebook.com/ketteringanddistrictmodelrailwayclub/

Saturday 20 September
LICHFIELD, Staffordshire
Organiser: Trent Valley Model Railway Society.
Venue: Life Church, Lichfield, Netherstowe, Lichfield, Staffordshire WS13 6TS.
Open: 1000-1600
Admission: adults £6.00, acpd children £2.00, family £12.00.
Amenities: parking and disabled access. Heritage bus rides covering both stations (timetable on website). Refreshments.
Features: around 16 layouts plus traders and large-scale models from Sutton Coldfield Model Engineers.
Email: trentvalleymodelrailwaysociety@gmail.com
Website: www.TVMRS.org.uk
Facebook: www.facebook.com/tvmrs/

Saturday 20 & Sunday 21 September

BALA LAKE RAILWAY MODEL SHOW
BALA, Gwynedd
Organiser: Bala Lake Railway.
Venue: Ysgol Godre'r Berwyn (Bala School), Ffrydan Rd, Bala, Gwynedd LL23 7RU.
Open: both days 1000-1600
Admission: adults £7.00, concessions £6.00, children £2.00 (one child can enter free with each adult), Bala Lake Railway members £3.00.
Amenities: limited free parking. Free shuttle bus will connect with Bala Lake Railway. Hot & cold food and drinks from school cafeteria.
Features: layouts including: *Gaddhill, Indian Hill* [live steam] (SM32); *Gants Hill* (1:35 scale narrow gauge); *Cog Road, Wood Street* (O); *Henmore Creamery, Rhiw Goch* (O-16.5); *Morfa Mawr* (EM); *Bottom of the Barrel, Glanrafon, Kilburn, Penhelig, Phoenix Road* (OO); *Tan-y-Coed, Teifi Gorge, Silff Ffenestr* (OO9); *Amlwch, Boston & Maine, Llanuwchllyn, Millhouses* (N). Plus numerous trade & society stands.
Contact: 01678 540666.
Website: www.bala-lake-railway.co.uk/events
Facebook: www.facebook.com/BalaLakeRailway/

Saturday 20 & Sunday 21 September

BLACKPOOL & NORTH FYLDE MRC 42ND ANNUAL EXHIBITION
BLACKPOOL, Lancashire
Organiser: Blackpool & North Fylde MRC.
Venue: Blackpool 6th Form, Blackpool Old Road, Blackpool, Lancs FY3 7LR.
Open: Saturday 1000-1700
Sunday 1000-1600
Admission: adults £8.00, concessions £7.00, acpd U16s free.
Amenities: on-site parking and easy disabled access. Refreshments available.
Features: layouts in G to N plus demos, club sales stall and trade support.
Website: https://livewyre.wixsite.com/bnfmrc/annual-exhibition
Facebook: www.facebook.com/p/Blackpool-North-Fylde-MRC-100066398330690/

Saturday 20 & Sunday 21 September

COVENTRY, West Midlands
Event: Heritage Open Weekend.
Organiser: Coventry Model Railway Club.
Venue: Unit 3, Coventry Canal Basin Warehouse, Leicester Row, Coventry CV1 4LH.
Open: both days 1000-1600
Admission: free.
Amenities: access to club room is via Canal Basin entrance and is then up three flights of narrow stairs so unfortunately there is no wheelchair access. Refreshments available.
Features: event coinciding with Heritage Open Weekend around Coventry, with six layouts on show in 00, N & 009, plus special exhibits for children. Also a chance to talk to members about the club & hobby.
Email: secretary@coventrymodelrailwayclub.org.uk
Website: www.coventrymodelrailwayclub.org.uk
Facebook: www.facebook.com/coventrymrc/

Saturday 20 & Sunday 21 September

SCALEFORUM 2025
HIGH WYCOMBE, Buckinghamshire
Organiser: Scalefour Society.
Venue: Cressex Community School, Holmers Lane, High Wycombe HP12 4QA.
Open: Saturday 1030-1730
Sunday 1000-1600
Admission: adults £12.00, acpd children free.
Amenities: parking, disabled access, refreshments.
Features: 14 layouts including: *Bramsden, Brettell Road, Cheddar, Coombe Wharf, Flintcombe, Forge Mill Sidings, Hedley Hope, Hepton Wharf, High House Colliery, Mostyn, Nottingham Goods, Rolvenden, Ruyton Road, Seaton* (P4); *Ewe* (OO). Plus demonstrations and trade support focusing on 4mm finescale.
Email: enquiries@scalefour.org
Website: www.scalefour.org
Facebook: www.facebook.com/ScalefourSociety/

Saturday 20 & Sunday 21 September

TROON, South Ayrshire
Event: Ayr MRG Annual Show
Organiser: Ayr Model Railway Group.
Venue: Walker and Concert Hall, South Beach, Troon KA10 6EF.
Open: Saturday 1000-1700
Sunday 1000-1600
Admission: adults £7.00, children £4.00, U5s free, family ticket (2+2) £16.00.
Amenities: street parking nearby (some metered). Troon railway station is half a mile away. Bus service from Ayr stops outside. Teas, coffees & food on-site supporting local RNLI.
Features: 16 layouts in G, O, OO and N, including layouts of special interest to children, plus demonstrations and trade & society stands.
Email: ayrmodelrailwaygroup@btinternet.com
Website: www.ayrmrg.co.uk
Facebook: www.facebook.com/ayrmrgsandgate/

Saturday 20 & Sunday 21 September

TUNBRIDGE WELLS, Kent
Event: Model Railway Show
Organiser: Spa Valley Railway.
Venue: Tunbridge Wells West Station, Nevill Terrace, Tunbridge Wells TN2 5QY.
Open: both days 1000-1700
Admission: adults £16.00, children £8.00, seniors £15.00 (includes train travel).
Amenities: car parking nearby & wheelchair access. Exhibits at all stations & unlimited train rides. Light refreshments available.
Features: 30 layouts, incl: *England's Dark Satanic Mills, Tunbrick Wells, Upperton, The Paystow Branch, Brook Street, Ensthorpe, Harland Castle, Daleside, Travelling to Wedded Bliss, Brunswick, Oakbourne, Quarry Falls, Merrybrook Parkway, Oxley Heath, Horsebridge Wharf, Kinlochewe, Scarlington, Dublingham Goods Station, The LB&L Line, Out West, White Meadow Quarry, Roast Green Road Depot, Hornby Dublo, Larger and Lime Works, Lockbourne Ohio, West Green MPD, Moor Boxes.* Plus trade support.
Contact: Richard Arding, 07507 182763.
Email: richard.arding@spavalleyrailway.co.uk
Website: www.spavalleyrailway.co.uk
Facebook: www.facebook.com/SpaValleyRailway/

Saturday 20 & Sunday 21 September

WIMBORNE, Dorset
Event: WAMRC Wimborne Exhibition.
Organiser: Wessex Association of Model Railway Clubs.
Venue: The Hamworthy Club, Magna Road, Wimborne BH21 3AL.
Open: Saturday 1000-1700
Sunday 1000-1600
Admission: adults £7.00, acpd U16s free.
Amenities: free car park, disabled access (except for squash court area). Restaurant & bar.
Features: 14-plus layouts in O, OO, 009 and N gauges, with themes including GWR steam, narrow gauge, dirty diesels and Agatha Christie. Demos and trade & society stands.
Email: chairman@wamrc.com
Website: https://wamrc.co.uk

Sunday 21 September

WISBECH, Cambridgeshire
Organiser: Wisbech Model Railway Club.
Venue: Parson Drove Village Hall, 63 Main Road, Parson Drove, Wisbech PE13 4LA.
Open: 1000-1600
Admission: adults £4.00, acpd U16s £2.00, acpd U5s free.
Amenities: free parking, disabled access. Refreshments and toilets on site.
Features: layouts incl: *Castle Hill, Emneth, Burma Railway, Edale, Lower Tyldesley and Weston Road*. Plus demonstrations, traders and a prize draw including a donation from Dapol.
Contact: 07798 767890.
Email: wisbechmrc1@gmail.com
Facebook: https://www.facebook.com/groups/480494708795233

Saturday 27 September

DARTMOUTH RAILWAY 200 EVENT
DARTMOUTH, South Devon
Organiser: Dartmouth Team Steam.
Venue: Guildhall, Victoria Road, Dartmouth, Devon TQ6 9RY & Dartmouth Visitor Centre, Engine House, Mayors Avenue, Dartmouth, Devon TQ6 9YY.
Open: 1000-1600
Admission: free but donations welcome.
Amenities: car parks (fees apply) around Dartmouth or travel by Dartmouth Steam Railway from Paignton to Kingswear and then ferry across the Dart. Buses from Totnes, Kingsbridge, etc. Guildhall is fully accessible, as is most of Visitor Centre and Engine House.
Features: marking actual 200th anniversary of opening of the Stockton & Darlington Railway with model layouts, exhibits, films, oldest surviving Newcomen atmospheric steam engine (invented 1712 by Thomas Newcomen, born in Dartmouth in 1663), ride-on train, children's activities, railway history and more. Layouts will include South Devon Model Railway Society's *Bradley Bottom* and a nostalgic *Brixham Station* layout. Dartmouth Museum will showcase its Hulse models depicting stationary steam engines from 1712-1806, and Newton Abbot Library its model railway books collection.
Contact: 01803 834224.
Email: visitorcentre@exploredartmouth.co.uk
Website: www.exploredartmouth.co.uk/event/railway-200-celebrating-steam-in-dartmouth/

Saturday 27 September

EARLEY, Reading, Berkshire
Event: LVMRC Exhibition
Organiser: Loddon Vale Model Railway Club.
Venue: St Peter's Church Hall, Church Lane, Earley, Reading RG6 1EY.
Open: 1000-1630
Admission: adults £6.00, children £2.00, family (2+2) £13.00.
Amenities: limited parking plus limited disabled access (show is over two floors and unfortunately there is no disabled access to the upper floor). Refreshments available.
Features: 11 layouts plus trade stands.
Contact: Chris Marsh, 07972 115816.
Email: ex.man.lvmrc@gmail.com
Website: www.lvmrc.co.uk
Facebook: https://www.facebook.com/Loddonvalemrc/?locale=en_GB

Saturday 27 & Sunday 28 September

DORKING, Surrey
Event: Autumn Exhibition 2025.
Organisers: Dorking & Horsham Model Railway Clubs jointly.
Venue: The Ashcombe School, Ashcombe Road, Dorking RH4 1LY.
Open: Saturday 1000-1700
Sunday 1000-1600
Admission: adults £5.00, children £3.00, family (2 plus up to 3) £10.00.
Amenities: free on-site parking plus wheelchair access. Rail and bus stations are 5 mins walk away. Refreshments available.
Features: selection of layouts, interactive layout for children plus trade stalls.
Email: exhibitions@horshammrc.org.uk
Websites: www.dadmrc.co.uk www.horshammrc.org.uk

Saturday 27 & Sunday 28 September

LYDNEY, Gloucestershire
Event: Lydney Model Railway Show.
Organiser: Forest of Dean Model Railway Club.
Venue: The Dean Academy, Lydney, Gloucestershire GL15 5DZ.
Open: Saturday 1100-1700
Sunday 1000-1600
Admission: adults £5.00, children £3.00, family (2+2) £12.00.
Amenities: free parking and the venue is fully accessible. Venue is a 15-minute walk from Lydney railway station. On-site café.
Features: 20-plus layouts in various scales from G to N plus traders selling new and second-hand model items, accessories and books.
Contact: 01594 835935.
Website: www.fodmrc.org.uk

Saturday 27 & Sunday 28 September

RAILWAY 200 AUTUMN GALA
MARTINHOE CROSS, North Devon
Organiser: Lynton & Barnstaple Railway.
Venue: Woody Bay Station, Martinhoe Cross, Parracombe, Devon EX31 4RA.
Open: see railway website for updates.
Admission: see railway website for details.
Amenities: free parking at Killington Lane & disabled parking at Woody Bay station. Café & barbecue at Woody Bay. Restored L&BR Chelfham station, 4½ miles from Barnstaple (see RM August issue) also open to visitors.
Features: marking Railway 200 and 90th anniversary since closure of the 1' 11½" gauge Lynton & Barnstaple Railway by the Southern Railway on 29 September 1935. Intensive train service on relaid section of the L&BR with visiting guest locos *Chaloner*, *Peter Pan* and from Westonzoyland. *Woody Gate* 16mm scale garden railway in operation plus 7¼" gauge ride-on railway. Model layouts in marquee in adjoining grounds of Moorlands Hotel plus sales stands.
Contact: 01598 763487.
Email: enquiries@lynton-rail.co.uk
Website: www.lynton-rail.co.uk
Facebook: www.facebook.com/Lynton.Barnstaple/

Saturday 27 & Sunday 28 September

STAFFORD RAILWAY CIRCLE ANNUAL MODEL RAILWAY EXHIBITION 2025
STAFFORD, Staffordshire
Organiser: Stafford Railway Circle Ltd.
Venue: Bingley Hall, Stafford Showground, Weston Road, Stafford ST18 0BD.
Open: Saturday 1000-1700
Sunday 1000-1630
Admission: adult advance tickets £16.00, on the door tickets £18.00; children aged 5-16 £5.00; family tickets (2 adults + up to 3 children) in advance £32.00, on the door £36.00.
Amenities: County Showground is 3 miles east of the town on A518. Extended free parking (satnav ST18 0BD). Free bus service from Stafford station. Disabled access and catering.
Features: layouts incl: *Allerby, Blandings Parva, Blowers Green Wagon Works, Kensington Addison Road, Kingsbury, Old Elm Park, Peasevern Yard, Ullapool, Woodhill Goods* (O); *Frecclesham, Weedram Distillery* (7mm scale); *Pwllheli, Underhill Road and Yard* (P4); *Lochty, Roundtree Sidings, Shwt, Westcliff* (EM); *Albert Street Parcels, Bampton, Barrihandie, Brief Encounter Monochrome, Crinan, Doe Hill, East Quay, Fairwood Junction, Gracetown Bank, Helston, Hogsmeade, Loch Syd, Tellindalloch in Autumn, Temple Bridge, Titfield – The Next Chapter, Whiteacres, Witham* (OO); *Bond Lane* (OO9); *Bear Creek, Eight Dollar Canyon, Marmagne* (HO); *Ballyconnel Road, Bluish Moor, Exebridge, Foxbury* (3mm scale); *Doe Lea, Middle Elmton, St Andrews and Guard Bridge, Smalldale Quarry* (N); *Ashwood, Caddenford, Clun Castle, Trivago*. Traders & miniature train rides.
Contact: Terry Robinson, 07825 917857.
Email: tcr.robinson@icloud.com
Website: www.staffordrailwaycircle.org.uk/exhibition
Facebook: www.facebook.com/StaffordRailwayCircleLTD/

Saturday 27 & Sunday 28 September

STICKNEY, Lincolnshire
Organiser: Boston Model Railway Society.
Venue: Stickney Village Hall, Hall Lane, Stickney PE22 8BG.
Open: Saturday 1000-1700
Sunday 1000-1600
Admission: adults £4.00, children £2.00, family (2+3 maximum) £10.00.
Amenities: venue is 7 miles north of Boston on A16. Free car parking and good disabled access. Hot and cold drinks and food.
Features: layouts incl: *Shagbats* (O); *Byway MPD, Gracetown Bank, Humberside TMD, End of the Line* (OO); *St Judes Bay* (OO/OO9); *Holcombe Beach* (TT:120); *Belle Isle, Kitdale View, North Colton, Wits End* (N); Trade stands incl. 3D Printing for Charity (profits split between Lincs & Notts Air Ambulance & LIVES). Raffle & tombola.
Email: Christoper Ellerby via christopherellerby@hotmail.co.uk
Website: www.bostonmrs.50webs.org/Exhibitions.html
Facebook: www.facebook.com/BostonMRS/

Sunday 28 September

UFFCULME, Devon
Organiser: Culm Valley Model Railway Club.
Venue: Old Well Garden Centre, Waterloo Cross, Uffculme, Cullompton EX15 3ES.
Open: 1000-1600
Admission: Free but donations welcome.
Amenities: garden centre with parking locat-

ed close to Junction 27 of M5 just off A38. 'Railway Room' is adjacent to top car park.
Features: *Tiverton Junction* (30' long OO gauge model) and *Soldor*, home to a little blue engine, driven by visitors. Club layouts.
Website: www.cvmrc.weebly.com/tiverton-junction.html

MEETINGS

Thursday 21 August – 1930
Marlow & District Railway Society
'An Evening with a Proud Railwayman 1954-1993' by Gerald Daniels.
Venue: Bourne End Community Centre, Wakeman Rd, Bourne End, SL8 5SX or on Zoom.
Entry: free for members, £3.00 non-members.
Details: www.mdrs.org.uk or call Martin Stoolman on 07954 849390.

Thursday 21 August – 1400
South East Essex Railway Society
Visit to Braxted Bakery Railway (2' gauge).
Venue: Homefield House, Witham Road, Little Braxted CM8 3ET.
Entry: £20.00.
Details from: www.seers-rail.org/programme.html or seers.rail@gmail.com

Tuesday 26 August – 2000
Gauge O Guild
'Templot 3D Plug & COT (Chair on Track)' – evening with John Jones.
Venue: presentation by Zoom.
Entry: register for your place via the front page of the Gauge O Guild website.
Website: www.gaugeoguild.com

Thursday 28 August – 1930
South East Essex Railway Society
Test-Track night – N, TT, OO, O and 1 – help to set up from 1900 welcome as always.
Venue: Friends' Meeting House, 18 Dundonald Drive, Leigh on Sea, Essex SS9 1NB.
Details from: www.seers-rail.org/programme.html or seers.rail@gmail.com

Monday 1 September – 1930
Peak Rail Association (Sheffield Branch)
'The Colour Rail Journey' by Paul Chancellor.
Venue: The Farm Road Sports & Social Club, Farm Road, Sheffield S2 2TP.
Entry: £5.00.
Contact: Dave Sharp, 0114 274 5478
Email: davidsharpsheffield@gmail.com
Website: www.peakrail.co.uk/sheffieldbranch

Thursday 4 September – 1930
GCR Society (Sheffield branch)
'The Glory of York' by Steve Armitage.
Venue: The Farm Road Sports & Social Club, Farm Road, Sheffield S2 2TP.
Entry: £4.00.
Contact: Bob Gellatly, 07519 011213
Email: gcrs@talktalk.net
Website: www.gcrsociety.co.uk

Thursday 4 September – 1930
Lutterworth Railway Society
Cine film by Peter Stoddart.
Venue: The Pavilion, Recreation Ground, Coventry Rd, Lutterworth LE17 4RB.
Entry: members £2.00, non-members £5.00.
Contact: Alan Bilton, 01455 207996 or mobile 07771756013.
Website: www.lutterworthrailwaysociety.co.uk

Monday 8 September – 1930
Lincoln Railway Society
'The San Francisco Cable Cars' by Tom Ingall.
Venue: St Hugh's Church, Harewood Crescent, North Hykeham, Lincoln LN6 8JG.
Entry: £4.00. Non-members welcome.
Contact: Publicity Member, 01522 698085.
Email: grahamlightfoot1948@gmail.com

Thursday 11 September – 1930
South East Essex Railway Society
Test-Track night – N, TT, OO, O and 1 – help to set up from 1900 welcome as always.
Venue: Friends' Meeting House, 18 Dundonald Drive, Leigh on Sea, Essex SS9 1NB.
Details from: www.seers-rail.org/programme.html or seers.rail@gmail.com

Friday 12 September – 1900
Stephenson Locomotive Society
'All change at Grantham: photographs from the 1960s' presentation by John Clayson.
Venue: The Conference Room, 1st floor (access via Black Swan Court Yard), Newcastle Arts Centre, 67 Westgate Road, Newcastle upon Tyne NE1 1SG.
Details from: www.slsnewcastle.org.uk

Tuesday 16 September – 1400
Stephenson Locomotive Society
'Northern Rails East Of The Pennines' presentation by Steve Armitage.
Venue: Langdon Square Community Centre, Coulby Newham TS8 0TF.
Details from: 01429 270591.

Tuesday 16 September – 1930
The Leicester Railway Society
'Doncaster to Hull via Goole' by Stephen Gay.
Venue: The Braunstone Civic Centre, 209 Kingsway, Leicester LE3 2PP.
Entry: £5.00.
Contact: Brian Holland, 0778 570 7573
Email: bryanholland60@aol.com
Website: www.leicesterrailwaysociety.com

Wednesday 17 September – 1930
The Grimsby & Cleethorpes Railway Group
'The Old Dalby Test Track' and 'Railways from both sides of the fence' by Jason Cross.
Venue: The No.1, Station Approach, Cleethorpes DN35 8AX.
Entry: £3.00.
Contact: Stuart Blackbourn 01472 505853 or 0774 596 1538
Email: sc.blackbourn@ntlworld.com

Thursday 18 September – 1930
Lutterworth Railway Society
LRS Model Running Evening.
Venue: The Pavilion, Recreation Ground, Coventry Rd, Lutterworth LE17 4RB.
Entry: members £2.00, non-members £5.00.
Contact: Alan Bilton, 01455 207996 or mobile 07771756013.
Website: www.lutterworthrailwaysociety.co.uk

Thursday 18 September – 1930
Marlow & District Railway Society
Rail Industry Update by Mark Hopwood (MD GWR).
Venue: Bourne End Community Centre, Wakeman Rd, Bourne End, SL8 5SX or on Zoom.
Entry: £3.00 non-members, free for members.
Contact: Martin Stoolman, 07954 849390.
Website: www.mdrs.org.uk

Thursday 25 September – 2000
South East Essex Railway Society
'150 years of the London Underground' presented by Adrian Wright.
Venue: Friends' Meeting House, 18 Dundonald Drive, Leigh on Sea SS9 1NB.
Details from: www.seers-rail.org/programme.html or seers.rail@gmail.com

CLUB NEWS/ NOTICES

Bedfordshire 16mm Narrow Gauge Modellers meet on the first Sunday of the month 1030-1600 at Eaton Bray Village Hall, near Dunstable. New members welcome. Two layouts for 16mm live steam and electric locos in 32mm and 45mm gauges. Go along, visit www.bag16mm.org.uk or email membership@bag16mm.org.uk

Berkshire N Gauge Society meets at 1900 on Thursdays at West London Aero Club, White Waltham Airfield, Maidenhead SL6 3NJ. New members welcome. Email: tornado.gr.1@hotmail.co.uk or percy.richard1946@gmail.com

Bilton Grange Model Club is a recently formed group based in east Hull, with most members interested in model railways in OO, Tri-ang TT gauge and also spreading their wings into O gauge. There are also members interested in military modelling, aircraft, tanks and ships and a small contingent are into Warhammer. The group meets every second Tuesday in the month from 1900-2100 at the Bilton Grange Community Association building opposite The Grange pub in Grange Road, east Hull. The club aims to expand its membership and is keen to invite like-minded modellers to go along and receive a warm welcome, with free tea, coffee, soft drinks and biscuits as well as advice on skills of the hobby and how to improve models. In the first instance, contact club chair on 07748 406806 or email biltongrangemodelclubb@yahoo.com

Bridgend Model Railway Group – formerly Bridgend Model Railway Club – meets weekly on Thursdays at 1900 upstairs at the Laleston Gardener's Club, Cliff Cottage, Wind St, Laleston CF32 0HN. Group has two layouts in 7mm and one in 4mm. Visitors are welcome to come along for a chat and tea/biscuits. Visit www.bridgendmodelrailwaygroup.co.uk or email bridgendmodelrailwaygroup@protonmail.com

Group for anyone interested in railway modelling and/or railways meets in **Bubwith Leisure Centre bar, Main Street, Bubwith, Selby YO8 6LX** at 1930 on the last Monday of each month. Email: steve.grantham1@btinternet.com

East Sussex Gauge O Group – Interested in modelling O gauge or 7mm narrow gauge? This group's meetings at Pett Village Hall (just outside Hastings) are held on the 2nd Friday of each month from 1900-2000. The test track can run both fine and coarse scale two or three-rail, dc or DCC rolling stock. See Gauge O Guild website or email mikeh.reeves@tiscali.co.uk

Haverfordwest Model Railway Club, formerly Pembrokeshire Model Railway Club, meets weekly on Wednesdays at 1915 upstairs at Haverfordwest Menshed, at The Old Print Works, Castle Square, Haverfordwest SA61 2AA. Attend meetings or join. Visit www.facebook.com/groups/1448793075977538/ or email: wordpress@pmrc.welshbrook.com

After a 77-year history, Hull Miniature Railway Society has a change of name to **Hull Model Railway Society CIO**. The Charity Commission for England & Wales has granted the group the status of a Charitable Incorporated Organisation (CIO), including special government permission to retain 'Society' within the group name. Secretary Graham Armstrong would like to thank Paul Jones (Warley MRC), Ian Partington (Seaton Carew MRC) and Hull CVS for their invaluable advice and support during its charity application.

Kingsway Model Railway Society welcomes new members when it meets every Tuesday from 1900-2100 at the Kingsway Centre, 130 Kingsway, Wellingborough, Northants NN8 2HF. The society's annual exhibition is on Sunday 3 August. For further details about the club and how to join, visit website www.kmrs.org.uk, visit Facebook Kingsway Model Railway Society or send an email to secretary@kmrs.org.uk

Launceston Model Railway Group holds drop-in meetings on the third Saturday of each month from 1000-1400 at St Stephen's Church Hall, Roydon Road, Launceston PL15 8HL. All ages welcome but children must be accompanied. O, OO and N layouts in dc and DCC. Refreshments and a chat. Call 07974 893172 or email Alan & Sally Barriball at: furzepark@hotmail.com

Leyland Model Railway Club meets at Hillthorpe Farm, Knoll Lane, Little Hoole PR4 4TB every Monday and Wednesday (except Mon bank holidays) from 1900-2200. Layouts in OO and N plus others being built. Call 07796 130295.

Morecambe & Heysham Model Railway Club meets at 9 Morecambe Street West, Morecambe LA4 5HE on Tuesdays and Thursdays from 1900-2100 and open days on second Saturday of each month from 1000-1600, with last admission at 1530. Small admission charge but children enter free. Club has one O gauge and two OO layouts, one with DCC tracks. Also an N gauge layout for exhibitions and an 0-16.5 layout. Venue has a disabled accessible toilet and a kitchen for drinks and snacks on open days. Contact Gerry Blaikie on 01524 425523.

The **New Forest Model Railway Society** will be offering 3 months free membership to the club for those visiting the 50th anniversary exhibition at Brockenhurst Village Hall SO42 7RY on Sunday 30 November, and also to readers of RAILWAY MODELLER. The free membership offer will run until the end of February 2026, with no obligation to join the club. The club members meet Tuesday evenings at the Brockenhurst Village Hall, with layouts in N and OO, in both analogue and DCC. Visit www.nfmrs.org

In mid-March, **Northampton and District Model Railway Club** moved to a new venue. Members now meet at Roade Village Hall, Bailey Brooks Lane, Roade, Northampton NN7 2LS on Friday evenings from 1900-2200. The new site allows more space to put out and work on layouts. Club welcomes enquiries from new members. For details visit www.ndmrc.org

North Wales Small Scale Model Railway Club (formerly N Gauge Society North Wales Group Conwy) meets at the Sea Cadets Hall, Deganwy, Conwy, on the first and third Monday of the month all year. Meetings start at 1830-1900 or thereabouts. Telephone 07796 640131 or email oakleygrange@hotmail.co.uk

Poole and District Model Railway Society has opened a larger clubroom off Poole High Street. Includes OO gauge *Sterte Bay* (under construction), British/American N gauge layout and OO & N test track. Bring locomotives and/or stock to try out. Workshop and refreshment area. Tuesdays 1900-2200. See www.pdmrs.com

Romiley Methodist Railway Modellers meet from 1400 onwards every Wednesday in clubroom behind Romiley Methodist Church. Wide range of layouts in N to O gauge. See rmrmclub.com or contact rmrmhonsec@yahoo.com

Seaton Carew Model Railway Club welcomes new members and enthusiasts, meeting on the third and fifth (where applicable) Saturday of every month at Salvation Army Hall, Park Road, Hartlepool TS26 9HT from 1200-1700 with OO and N gauge layouts plus OO, TT and N gauge test tracks. Drop in for a chat and a coffee. All welcome (U16s should be accompanied by an adult). See https://seatoncarewmrc.byethost8.com or email contact.scmrc@gmail.com

Sidmouth Model Railway Group welcomes enthusiasts to its meetings and has layouts (N, OO and O) in progress for all wishing to be part of an active group. Visit www.sidmouthmrg.com or email: sidmouthmrg@gmail.com

Tamar Valley Model Railway Club meets at Bere Alston Bowling Club, Bedford Street, Bere Alston, Yelverton, Devon PL20 7DZ, on the third Wednesday of each month, January to November, and on the second Wednesday in December, 1000-1600. Launceston & Cornwall N Gauge Enthusiasts will also be attending from August. Working layouts in N, OO, OO three-rail and O. Members can purchase tea, coffee & home-made cakes at each meeting, and order cooked meals at lunchtime. For more details contact Les Whaley on 07972 333202.

West Midlands N Gauge Club is in its 30th year and is seeking new members. The club meets on the 1st and 3rd Saturdays in the month at Tipton Green Methodist Church, Park Lane West, Tipton DY4 8LD, 1400-1700, including coffee and cake. There are four working layouts for members to utilise and two exciting new projects are under way. So go along and meet the group's friendly members. For photos and further details visit www.wmngc.co.uk

Wisbech Model Railway Club, formed in 2005 by Brian Baylis, is marking 20 years of modelling history. Members meet on Thursdays at 1900-2100, now relocated to the ground floor of Wisbech Social Club and Institute, 15 Hill Street, Wisbech PE13 1BA (through the front door to the left – same club but more space and no staircase). New and returning members of all skill levels welcome; U16s must be acpd by a parent or guardian. Two N gauge club layouts and OO gauge layout, all in dc. Contact chairman Jack Daniels at jack_daniel5@icloud.com or layout manager Richard on 07702 644066.

RAILWAY MODELLER

Opportunity Yours

Classified Advertisements

TO BUY, SELL OR EXCHANGE THROUGH THE COLUMNS OF GREAT BRITAIN'S BEST SELLING MODEL RAILWAY MAGAZINE

See order form on page 39a for advertising rates and conditions
If, when responding to advertisements, you have a query which needs a reply, please enclose a stamped, self-addressed envelope.
Replies to box numbers should be sent to:
Peco Publications, Beer, Seaton, Devon EX12 3NA

Trade

Retailers' Announcements

YORK – MONK BAR MODEL SHOP LTD. *2 Goodramgate (by Monk Bar)*. Large selection of new model railways, Scalextric, plastic kits, diecasts, etc. *Tel: 01904 659 423.*

HULL – EAST YORKSHIRE'S ONLY SPECIALIST model railway shop. Model Railways bought, sold and exchanged. *53A MODELS, 430 Hessle Road, Hull.* (Closed Mondays). *www.53amodels.co.uk. Tel: 01482 227 777.*

COLWYN BAY, CLWYD MODELS. Opening times: Thursday, Friday + Saturday 10-1pm, 2-5pm. Second hand model railway books, videos, layouts, diecast bought, sold and exchanged. *447, Abergele Road, Old Colwyn, Colwyn Bay LL29 9PR Tel: 01492 518 709, keith@clwydmodels.co.uk*

PLUS DAUGHTERS OF BASILDON ESSEX. N gauge specialist for the UK, Continental and American Modeller. New and second hand, bought, sold or exchanged. *PLUS DAUGHTERS, 8 Britannia Court, Burnt Mills Industrial Estate, Basildon, Essex, SS13 1EU. Tel: 01268 726 211 www.plusdaughters.co.uk*

DINGWALL (ROSS-SHIRE)-SPORTS & MODEL SHOP, 66 High Street, Dingwall, IV15 9RY. PLASTICS-METALS-SCENICS. OO and N scale, PECO, Hornby, Bachmann, Metcalfe, Wills, Ratio & Dapol. *Tel: 01349 862 346.*

SWANAGE MODEL RAILROADING CENTRE – N GAUGE TO G SCALE. Good selection of Preowned models in N, OO and O gauge. Open Wednesday, Thursday and Saturday 9.30 to 2pm. *Other times by appointment please, call John on 07956 973 072.*

CANADA and USA. Narrow Gauge Model Railway Supply Canada serving narrow gauge modellers in Canada and the USA. OO9 track, points, guidebooks, tools, and accessories. *ngmrsc.ca*.

Trade Sales Products

O GAUGE ETCHED KITS. Locomotives, Carriages and Wagons. Connoisseur Models on line catalogue, www.jimmcgeown.com or send 2nd class address label for free printed catalogue. 1 Newton Cottages, Nr Weobley, Herefordshire, HR4 8QX.

LOCOMOTECH MOTORIZING KITS FOR PECO AND SOUTH EASTERN FINECAST TURNTABLES. Standard (3.5rpm) £29.99, Deluxe (2 rpm) £39.99, U.K. postage £3.90. 12V motor. Enclosed all-metal gearbox. Reviewed by Railway Modeller May 2016. More information and order online at www.locomotech.co.uk Telephone orders: 01903 871149 – afternoons only.

NEW WEBSITE: www.zetlandmodelrailways.co.uk Good quality second-hand North American, Continental & British, "O", "HO", "OO", "N" & "Z" scales. *Email Bob@zetlandmodelrailways.co.uk*

OVER 1000 OO GAUGE LOCO, COACH AND WAGON KITS, many no longer in production. Etched brass, white metal and plastic kits from over 20 Manufacturers and covering various Railway Companies. Also hundreds of items by Hornby, Bachmann, Dapol and others. *Tel: 01444 413723 email: andrew@wmcollectables.co.uk Website: www.wmcollectables.co.uk*

Trade Sales Books

RAILWAY MODELLER BACK NUMBERS – for more information on which issues are available, please contact: *Technical Advice Bureau, PECO, Underleys, Beer, Seaton, Devon, EX12 3NA, England, telephone: 01297 20580*. Please see website for prices.

Trade Services

DECALS AND 3D-PRINTED COMPONENTS FOR LOCOS, ROLLING STOCK, SIGNALS AND BUILDINGS. Scales 2mm to 16mm. Plus fully custom decal and component (3D-printed and etched metal) design and production service. *See www.aardstorm-models.com*

KIT BUILDING SERVICE, LOCOS, ROLLING STOCK, QUALITY WORK AT REASONABLE PRICES. *Contact: JOHN NOWELL, 28 Victoria Road, Tuebrook, Liverpool, L13 8AW. Tel: 0151 259 5957, email: johnnowell@blueyonder.co.uk www.tuebrooktrains.co.uk*

Wanted (Trade)

This section is reserved for the use of traders only.

WE VALUE YOUR USED MODEL RAILWAYS very highly. Best prices paid for good condition modern 00 and N Gauge second hand items. Send us your list of surplus items in any gauge or make (s.a.e. please) for our quotation by return post. We also buy tinplate of all kinds, Dinky Toys, Corgis and Lesneys. We will travel anywhere to collect. *RAILWAY ROUNDABOUT, The Walnut Tree, Egremont Street, Glemsford, Suffolk, CO10 7SA. Tel: 01787 280 452, email: bill.railwayroundabout@gmail.com*

MODEL RAILWAYS WANTED – cash waiting for British & American N & OO/HO scales plus Continental HO model railway equipment. British and American 0-Scale also considered along with interesting items of railwayana. (Closed Mondays). *53A Models, 430 Hessle Road, Hull. 01482 227 777. www.53amodels.co.uk*

AIRFIX/FROG/REVELL and other makes of unmade Second-hand plastic kits wanted. Aircraft especially wanted. Any quantity. *KINGKIT, Unit 8, Cedar Court, Halesfield 17, Telford, TF7 4PF. Tel: 01952 586 457.*

WANTED – TRAIN COLLECTIONS O, OO, N. Always calling in areas SOMERSET, DEVON, CORNWALL, S-WALES, WILTS, HAMPSHIRE, most places in UK covered. Will dismantle layouts any size. Interested in British N gauge Farish, Minitrix, Peco, OO Bachmann, Hornby, Mainline, Lima, Wrenn, Tri-ang. Damaged, scrap locos, Peco points, track work, buildings, cars, people, books, diecast, EFE buses. Cash paid, friendly service offered. *R.FOSTER 15 Rosebery Avenue, Yeovil, Somerset BA21 5LW. Tel 01935 424165 email russelltrains@aol.com*

MODEL RAILWAYS ALWAYS WANTED, including Hornby, Lima, Bachmann, Dapol, Modern Image, OO, O, N gauge, kits and kit built. Send lists or give me a call. *BARRY JONES, 28 Marine Crescent, Worthing, BN12 4JF. Tel/Fax: 01903 244 655.*

WE CARE A GREAT DEAL MORE! We realise that your collection large or small is a prized possession, so we will always give our highest price, we will respond quickly to receiving your list and collect, dismantle and remove your items efficiently because we care. Whatever you have to sell from single items to large collections. Give us a call and prepare to be amazed! S&J MODELS. *Tel: 01606 872 786 email: sjmodels@tiscali.co.uk website: www.sandjmodelrailways.co.uk*

THINKING OF SELLING YOUR MODEL RAILWAY COLLECTION? If so contact me for an immediate evaluation, distance no object, collections large or small. *PAUL CULL, telephone: 01302 481 274 or mobile: 07767 356 890 or send list to: The Bungalow, Dentons Green Lane, Kirk Sandal, Doncaster, DN3 1JP, email: simonecull06@tiscali.co.uk*

HORNBY & BASSETT-LOWKE O GAUGE TRAINS, wagons, coaches and accessories. Anything considered. Top prices paid for single items and/or complete collections. *Tel: 01993 840 064 (Oxon) 0797 991 0760.*

ALWAYS WANTED BY TRI-ANGMAN-collections, layouts, seeking, Tri-ang, Hornby, Dublo, Wrenn, Bachmann etc. Will collect across most of the UK. More than fair prices paid. *Tel: 07966 333 605. email: Laurence@tri-angman.co.uk www.tri-angman.co.uk*

MODEL RAILWAY COLLECTIONS URGENTLY REQUIRED – SMALL & LARGE, any scale and any condition. British, European and American collections all required. Nationwide collections, distances no object. Contact us today for a quick and friendly service. *Telephone: 01302 371 623, mobile: 07526 768 178, email: anoraksanonymous@googlemail.com*

WANTED WANTED MODEL RAILWAYS, ALL MAKES, ALL SIZES from N Gauge, 00 scale to G Scale and larger, will travel all UK. We also dismantle layouts, over 35 year's experience. *Send lists to DEREK BARNETT, 6 Vale Gardens, Penkridge, Staffs, ST19 5LQ. Tel: 01562 750 076 daytime, or text me 07721 333 521 anytime and I will ring you back, email footplate@btconnect.com*

WANTED TOP PRICES PAID! BUY-SELL-EXCHANGE ANY GAUGE, MAKE OR AGE. Also Specialists in diecast Lorries, cars, buses and railwayana. Friendly, fast, professional service from our family run business, established for over 40 years. "We are a real shop not just a phone number" Distance no object, from single items to lifetime collections, instant settlement by your preferred payment method. See our main advert. Deal with confidence from a name that you can trust. *Rails of Sheffield 21/29 CHESTERFIELD ROAD, SHEFFIELD, S8 ORL. Tel: 01142 551 436 www.railsofsheffield.com*

WANTED – COLLECTIONS OF TRAINS FROM THESE AREAS:- North Wales, Cheshire, Merseyside, Manchester, and Lancashire. Also Diecast. If you really want the best price then send me or email me your list. *Tel 07511 899314 Email gambiacat@tiscali.co.uk*

BATH BRISTOL MELKSHAM TROWBRIDGE SHEPTON WANTED: Model Railway & Model Car Collections. Railways: All Gauges & Makes. Hornby, Dublo, Triang, Bachmann, Wrenn etc. Mid & Large collections always needed. Metal & Plastic Kits. Live Steam. 45MM, Mamod etc. Model Cars: Dinky, Corgi, Matchbox EFE etc.
I am a retired, personal, hobbyist/dealer.
Contact Roger: telephone 01225 360 037, mobile: 07752 222 645
Email: rogersmith200@hotmail.com

MODEL RAILWAY FULL OR PART COLLECTIONS AND RELATED ITEMS PURCHASED. Also 1960's-90's toys including TV-Film related toys, Matchbox, Corgi, Dinky, model kits, Action Man. *PAULS TRAINS, telephone: 01276 682 313 – Surrey, Sussex, Berkshire, Hampshire.*

Auctions

UK TOY AND MODEL AUCTIONS LTD. We are pleased to announce that our next auction will take place on Monday 1st September from 11am. This will be an INTERNET ONLY AUCTION plus our usual commission and phone bids. To include a nice collection of LBG, plus a selection of diecast models, model railways by Hornby, Bachmann, Wrenn, Hornby Dublo and O gauge. Our buyers premium 16% plus Easylive charges. *For further information please visit our website www.uktoyauctions.com. Phone 01270 652773, 07484 670385.*

Business for Sale

WELL RESPECTED MODEL LIGHTING RANGE FOR SALE. For sale due to pending retirement is this highly profitable and expandable model range. This is perfect as a small stand alone business or as a "bolt-on" for an established business. Currently part time there is scope for increased sales. *For more information Tele: 01274 817344 or Email: stephen.wilson@modelitltd.co.uk*

Private

Property for Sale

Cut the expense of moving house by advertising your property in the RAILWAY MODELLER or CONTINENTAL MODELLER for just 15p a word its great value for money!!

Private Sales

WRENN MINT BOXED LOCOMOTIVES – W2214 0-6-2T LMS RED, W2216 0-6-2T, BR 69550 (both vertical armatures), W2222 Devizes Castle, W2227 LMS Stoke on Trent. £300 including postage. *JOHN N BROADLEY, 8 Stephensons Walk, Endyke Lanes, Cottingham, East Yorkshire HU16 4QG, email johnnbroadley@gmail.com*

HELJAN O GAUGE CL26 DIESEL, GREEN UNNUMBERED BOXED, Kadee couplings, excellent PP&I free. £300. *JOHN N BROADLEY, 8 Stephensons Walk, Endyke Lanes, Cottingham, East Yorkshire HU16 4QG, email johnnbroadley@gmail.com*

CLOCKWORK HORNBY SET GAUGE '0' [Made in Liverpool, England c.1924 on] Boxed No.501 LNER Green with key and boxed tender, both in very fine condition. LMS box van + timber wagon + 'ESSO' tank wagon + GN wagon c.1924 + 'Trinidad Lake Asphalt' tipper wagon [all unboxed but in fine condition] + BR Insulated van White, boxed + mint/boxed LMS brake van. Total 7 vehicles. No.1 GOODS DEPOT excellent boxed. Oval of 2' radius clockwork track in average condition, including 2 LH points, 1 RH points + 3 special wire connectors + 44 plain black track connection clips + 45deg and 90deg flat crossings. All packaged in 2 strong cardboard boxes with lids and carrying holes. £200 o.n.o. + carriage at cost. *John N Broadley, 8 Stephenson's Walk, Endyke Lane, Cottingham, East Yorkshire, HU16 4QG, e-mail johnnbroadley@gmail.com*

R.T.R. 00-GAUGE GOODS STOCK, 3-LINK COUPLINGS, HORNBY, BACHMANN, DAPOL – MANY SPECIALITIES FROM BURNHAM, WESSEX ETC . . . Mainly *S.R./SUSSEX. S.R. coaches, Hornby, Bachmann, Birdcage, Maunsell, Pullman, L.S.W.R. etc . . . Email list rodbradley619@gmail.com*

Private Sales Books

RAILWAY MODELLER, 200 – £10, MODEL RAILWAY, 100 – £10
Telephone: 0161 654 0406 (North Manchester)

Wanted Private

(This column is reserved for readers who are private Model Railway enthusiasts or collectors and require items purely for their own personal use).

TRIX TWIN AND TRIX EXPRESS. Avid collector. TTRCA No26, anything will be considered. Please phone anytime, will collect. *Tel: 01736 754 200. Mobile: 07478 059 249.*

RAILWAY PHOTOGRAPHS – original 35mm slides (or negatives) any railway subject, steam to blue diesel era. Good price for quality material. *JOHN TURNER, 01482 227 777 or 01652 632 370 (evenings).*

N OR OO GAUGE, British outline Model Railways sought by collector, Wrenn, Hornby, Bachmann, Farish etc. Will travel to collect. *Tel: 01702 461 214 after seven, 07399 73 44 94, daytime. Send lists to: psdavis17@talktalk.net*

HORNBY O GAUGE LMS Princess Elizabeth & Southern L1. Both 20 volt electric. *Tel: 01993 840 064 (Oxon) or 0797 991 0760.*

WANTED TRIANG TT AND LONE STAR TREBLE O LECTRIC BY PRIVATE COLLECTOR. Good price paid, will travel. *Tel: 01980 862 387 or email: hamptonrob1951@outlook.com (Wiltshire).*

WRENN 1966 TO 1992 – items wanted by collector preferably boxed, single or complete collections. *Please telephone: 0773 0957 800/01582 401 053 or visit my website www.wrennspecialist.co.uk*

KIT ITEMS, WHITEMETAL, BRASS OO & O, DJH, Wills, Millholme, Alan Gibson etc. Engines, coaches, wagons, unmade, part made, engines working or not. Kit spares – will travel. *Tel: 01302 481 274, mobile: 07767 356 890, email: simonecull06@tiscali.co.uk*

O GAUGE WANTED – LOCOS, ROLLING STOCK, ACCESSORIES, TRACK/POINTS, SPARES AND BUILDINGS. Large or small collections purchased. *Tel 01302 481274, Mob. 07767 356 890.*
Email: simonecull06@tiscali.co.uk

Swapmeets • Sales • Fairs

The following announcements are included in good faith from information provided by the organisers.
As cancellations are sometimes inevitable, anyone travelling a long distance should telephone before doing so.
All advertisements include the organiser's town and telephone number.
The publisher of RAILWAY MODELLER cannot accept any responsibility for cancellations or errors.

August 2025

23 August (Sat) 10.30am-2pm
DEESIDE LEISURE CENTRE Chester Road, Queensferry, Deeside CH5 1SA. Admission £2.50, accompanied children under 16 free. Large cafe, free car parking. TONY OAKES FAIRS.
Tel: 01270 652 773.

28 August (Thurs) 17.00pm to 21.30pm
WELLING, KENT CHARITY TOY AND TRAIN FAIR, Falconwood Community Centre, 32 Falconwood Parade, The Green, DA16 2PG. Adults £1.50, accompanied children free. In aid of the Association of Bexley Charites '78. Sponsor: CADE CONSTRUCTION: 020 8311 9020. *Organiser: ALAN BONE.*
Tel: 020 8310 5018.

September 2025

6 September (Sat) 10.30am-2.30pm
BRECON – Brecon Market Hall, 4 Market Street, Brecon LD3 9DA
For bookings contact DAVID on 07967 681 080 jacko17356@icloud.com

6 September (Sat) 10am-2.30pm

EWELL (Nr Epsom) TOY & TRANSPORT BAZAAR, Bourne Hall, Spring St, Ewell, Surrey, KT17 1UF**.** Buses 293 and 406 stop at the spring. Five minutes from Ewell West Station. Bus & Rail Models, books, photos, DVD's, vinyl, maps, timetables, tickets, memorabilia. Admission £3 u16 free with adult. No Dogs.

Tel: 07949 356 706 e-mail: ttbazaars@btinternet.com

6 September(Sat) 10.30am-3pm

SANDOWN PARK – 500 STALLS, Europe's No1 Toy Collectors Fair, Sandown Exhibition Centre, Sandown Park Racecourse, Esher, Surrey, KT10 9AJ. Adults £7.50, Senior Citizens £7, Children £2. Hundreds of stalls selling everything you want in model railways, come and see why Sandown is Britain's best loved toy show.

Tel: 01604 846 688 www.bpfairs.com

7 September (Sun) 10am – 2pm

SPALDING, Springfields Events & Conference Centre, Camelgate, Spalding, PE12 6ET. Adults £3.50 (16+), Seniors £3, accompanied children free. Catering and Free Parking. J & J Fairs.

Tel: 01522 880 383 www.j-jwebbtoyfairs.com jandjfairs@gmail.com

7 September (Sun) 10.30am-2.30pm

YEOVIL, SOMERSET (SWAPMEET). Yeovil Railway Centre, Yeovil Junction Station, BA22 9UU.

Tel: 01935 421 107.

9 September (Tue) 6.30pm – 8.30pm

HOOK TOY & TRAIN FAIR. Community Centre, Ravenscroft Rd, Hook RG27 9NN. Free parking, café, easy access from M3 & Hook railway station. Admission £1.

stevedevizes@aol.com 07732 330 305.

13 September (Sat) 10am-2.30pm

ENFIELD TOY & TRANSPORT BAZAAR, St Stephens Church Hall. EN1 2EY.
Buses 329 and W8 stop right outside. Ten mins from Bush Hill Park Station. Bus & Rail Models, books, photos, DVD's, vinyl, maps, timetables, tickets, memorabilia. Admission £3 u16 free with adult. No dogs.

Tel: 07949356706 e-mail: ttbazaars@btinternet.com

14 September (Sun) 9.45am-1.15pm

RAYLEIGH ESSEX, The Sweyne, Park School, Sir Walter Raleigh Drive, off London Road, SS6 9BZ. Adults £2.50, under 16 free, refreshments on site. KRJ VINTAGE TOYFAIRS.

Tel: 07977 646 386 & 07889 901 729

14 September(Sun) 10.30am-3pm

WALSALL WOOD – Oak Park Active Living Centre, Coppice Road, Walsall Wood,
Details: Transtar Promotions.

Tel: 01922 643 385.

16 September (Tues) 6.30pm-8.30pm

ROYAL WOOTTON BASSETT TOYFAIR, Memorial Hall, SN4 8EN. Our quarterly (third Tuesday) evening fair on the edge of Swindon. Free parking. Home cooking. Just £1 entry.

stevedevizes@aol.com 07732 330 305.

21 September (Sun) 10.30am-3pm

BOLTON STADIUM – MORE THAN 250 STALLS. The Premier Suite, Bolton Stadium, Bolton, Lancashire BL6 6JW. Adults £4.50, Senior Citizens £4, Children £1. OO and O gauge for sale from dozens of specialist dealers.

Tel: 01604 846 688 www.bpfairs.com

21 September (Sun) 10.30am-2pm

KIDDERMINSTER, Kidderminster Harriers Social and Supporters Club, Stadium Close, Hoo Rd, Kidderminster DY10 1NB. Admission £1.50. TONY OAKES FAIRS.

Tel: 01270 652 773 & 07825 631 323.

27 September (Sat) 10.30am-2pm

LUDLOW RACECOURSE Bromfield, Ludlow, Shropshire SY8 2BT, (off A49), admission £2. TONY OAKES FAIRS.

Tel: 01270 652 773 & 07825 631 323.

28 September (Sun) 9.45am-1.15pm

BROMLEY – Bromley High School, Blackbrook Ln, BR1 2TW. KRJ VINTAGE TOYFAIRS.

Tel: 07977 646 386 & 07889 901 729

28 September (Sun) 10am – 1pm

LOSTWITHIEL TOY FAIR, Lostwithiel Community Centre PL22 0HE

Admission £2 per Adult, U16 Free.

Email: auctionfindssouthwest@gmail.com

28 September (Sun) 10.30am-3pm

NEC BIRMINGHAM 550 STALLS, Hall 18, The National Exhibition Centre, Birmingham, B40 1NT. Free parking for all Toy Fair visitors. Adults £10, Senior Citizens £9.50, Children £2. Hundreds of stalls selling everything you want in model railways, don't miss Britain's biggest Toyfair.

Tel: 01604 846 688 www.bpfairs.com

30 September (Tues) 5pm-8pm

GARSTANG TOYFAIR – Catterall Memorial Hall PR3 0HR (at junction of A6 and A586. Refreshments, £1 entry. EMANUEL FAIRS.

Tel: 0756 477 3121.

Opportunity Yours

RM Classified Advertisement Order Form — last date for receiving copy for December 2025 issue is 8th September.
Please insert the following advertisement under the section headed: .....

PLEASE NOTE: If you do wish to renew an existing advert, phone, write, fax or email within 3 months of the original advert being placed.

MINIMUM CHARGE £4.20 (£3.50 + 70p VAT) (per advert).
Prices below do not include VAT. Please add 20% VAT to total.
Rates per word: Private 15p, Trade 35p, Swapmeets 65p.
Box number £5.50 extra.

Tick if a box number is required ☐

Advertisements without a box number must include your name, address or telephone number. Standard abbreviations (LMS, META, 0-6-0), normal hyphenations (O-gauge, 2-rail, pre-war) and prices count as one word. Telephone numbers, whether exchange or all figure, count as two words.

CONDITIONS OF ACCEPTANCE
All copy is subject to our approval. We reserve the right to request amendments.
Scale or gauge should be mentioned when referring to models. Swapmeets and other events must include a telephone number at which the organiser can be contacted.
Advertisers are expected to acknowledge all enquiries that enclose an SAE (even if the item has already been sold).
Advertisers are reminded of the Trade Descriptions Act and must avoid misrepresentation of goods offered. The Business Advertisements (Disclosure) Order 1977 requires all who sell goods in the course of a business to indicate this clearly in the advertisement.

I enclose cheque/PO for £.....
(made payable to Peco Publications).
It is unwise to send coins or banknotes either in payment for the advertisement or goods.

Name .....

Address .....

.....

.....

..... Post code .....

Please send this completed form and remittance to:

Classifieds Department
Peco Publications, Beer, Seaton, Devon, EX12 3NA
Alternatively you can email: classifieds@peco.co

This form may be copied to save cutting the page

White Rose Modelworks
Unit 10, The Craft Yard,
Bedale Station, BEDALE,
North Yorkshire DL8 1BZ
Tel: +44 (0)1677 422444

Check our new website:
www.whiterosemodelworks.co.uk
Email your enquiries:
info@whiterosemodelworks.co.uk



Modular Lasercut Baseboards
40 Standard Sizes to Suit Your Space & Needs
Control Shelves and Backscenes
Unique Plug and Latch System for Easy Joining





Lasercut Helixes in 4 Standard Sizes
Also Stretchered & Bespoke Helixes



Tracklaying, Electrics and Scenics
Control Systems for DCC & Analogue

Available in Kit format, Assembled Baseboards or fully Electrified and Sceniced Layouts

If you are interested in American Railroads remember Hampsthwaite meeting 1st Sunday in the odd months



THE HOBBY GOBLIN
54 Hamil Road, Burslem, Stoke-on-Trent, Staffordshire ST6 1AU
OPEN: Tues - Fri 10.00am-4pm
Sat 10am-1pm
T: 01782 818433
Email: thehobbygoblin-uk@hotmail.com
www.thehobbygoblin.co.uk
Decoder and sound fitting, repairs and servicing, weathering and renumbering, layout advice and construction.

CAISTOR LOCO
8 Market Place, Caistor, Lincs LN7 6TW
Tel: 01472 859990
For all your Model Railway Needs
Opening Hours: Mon, Tues, Thurs 10 till 3
Fri 10 till 3 Sat 10 till 3
Hornby • Parkside • Smiths • Peco • Cambrian
Metcalfe • Bachmann • Coopers • Mail Coach
Wills • Farish • Springside • Ratio • Railmatch Paint
Knightwing • Faller • Knoch • Javis • Woodlands
Kadee • P. D. Marsh and many more
~ Mail order welcome ~



BESPOKE MODEL ARCHITECTURE
Peter Bond
professional modelmaker & railway enthusiast
supplier to Hornby
find Sussex Modelmakers on facebook, or call 02392 474100, or email peter@sxmod.co.uk

SIGNALS MODEL SHOP
10 High Street,
Midsomer Norton, Somerset BA3 2LE.
www.signalsmodels.com
Mon to Sat from 10am 01761 402484
Stockists of Bachmann, Hornby, PECO, Humbrol, Noch, Graham Farish, Metcalfe, Gaugemaster, Wills, etc. PLUS Second-hand
FREE PARKING less than 5 mins walk

C&M Models
1 Crosby Street, CARLISLE CA1 1DQ
The place to get your beautiful models
(Sorry, but Fay is not available at the moment)



Tel: 01228 514689
Email: sales@candmmodels.co.uk
Website: www.candmmodels.co.uk
Hours: Tues to Sat 10am to 4.30pm



Visiting the Isle of Wight?
Two floors of
locomotives, wagons, coaches, buildings, scenery, electrics, figures, cars and more!
N/OO9/HO/OO/On30/G
UPSTAIRS DOWNSTAIRS
Pier Street - Sandown - PO36 8JR
01983 406 616 - www.udiow.com



Layout Building - Custom Buildings
Lasercut Baseboard Kit System
www.modellayoutservices.co.uk
Tel: 07976 217624

TRIDENT TRAINS
Wed – Sun
10.00-5.00
We stock
HORNBY – BACHMANN
GRAHAM FARISH – DAPOL OO & N
PECO – RATIO – WILLS
RAILMATCH PAINTS – HUMBROL – PLASTRUCT – JAVIS
WOODLAND SCENIC – OXFORD DIECAST – METCALFE OO & N
SUPERQUICK – TCS DECODERS – LENZ DCC – GAUGEMASTER
TRACKSETTA 00 & N + MUCH MORE.
No10, The Craft Arcade, Dagfields Craft Centre
Crewe Road, Walgherton, Nantwich, Cheshire CW5 7LG
01270 842 400
www.tridenttrains.co.uk



KINGS LANGLEY JUNCTION 20 MODELS
Hornby, Bachmann, Peco, Gaugemaster, Airfix, Humbrol, etc.
Second hand bought and sold, collections purchased.
51 High St, Kings Langley, Herts WD4 9HU.
¾ mile from M25, Junction 20
MON–FRI 10am – 6pm, SAT 10am – 5pm, SUN 10.30am – 1.30pm
TEL: 01923 517930
FREE PARKING

Millennium Models
Hornby Bachmann Peco Gaugemaster
Javis Dapol Metcalfe Classix Oxford
Track Design Service and DCC Advice
New / Second-hand – P/E considered
67 Queen Street, Morley, Leeds
LS27 8EB Tel: 0113 2189286
www.millenniummodels.co.uk

Stockton Modeller
WE DO MODEL RAILWAY REPAIRS 'OO' and 'N' GAUGE
8 Three Tuns Wynd, Stokesley, Middlesbrough TS9 5DQ.
Tel: 01642 616680
www.stocktonmodeller.co.uk

PARRS Model Railways
Have everything for the Railway Modeller, Bachmann, Peco, Ratio, Wills, Hornby, Metcalfe, Superquick and Gaugemaster.
252 London Road South,
Kirkley, Lowestoft NR33 0BE.
Tel: 01502 565695
Mail Order Welcome

Milnsbridge Models
Bachmann Peco Gaugemaster Metcalfe
Very large selection of second hand, British N, British OO. Also, HD 2 & 3 rail
20% OFF
'N' and 'OO' Locos with this advert
162 Armitage Road, Milnsbridge, Huddersfield HD3 4JW
Tel: 01484 640007

Roxey MOULDINGS

50 YEARS OF FINESCALE KITS



ALBION MODELS

Following the retirement of John Birch, I am pleased to announce that I have acquired his respected range of LBSCR etched brass locomotive kits in 4mm/00 scale and 7mm/0 gauge. All etched in Brass and nickle silver with castings in whitemetal or lost wax brass.

4mm/00 Kits Wheelsets available UK P&P £5.00 each
4mm A1/A1X to order only

4L21.....LBSCR/SR/BR A1/A1X 0-6-0T.....£97.00
4L22.....LBSCR/SR B1 0-4-2 Gladstone....£140.00
4L23.....LBSCR/SR D1 0-4-2T.....£97.00
4L24.....LBSCR/SR/BR E1 0-6-0T.....£97.00
4L26.....LBSCR/SR/BR E5 0-6-2T.....£97.00
4L27.....LBSCR/SR/BR E6 0-6-2T.....£97.00

7mm/0 Gauge Kits Wheelsets available
UK P&P £11.00 per kit

7L22.....LBSCR/SR B1 0-4-2 Gladstone....£320.00
7L23.....LBSCR/SR D1 0-4-2T.....£285.00
7L24.....LBSCR/SR/BR E1 0-6-0T.....£285.00
7L25.....LBSCR/SR/BR E5 0-6-2T.....£285.00
7L26.....LBSCR/SR/BR E6 0-6-2T.....£285.00



4mm/'00' Etched Brass Accessories

4A107 Loop Carriage Door Handles (120)...£3.00
4A108 Tee Carriage Door Handles(120).....£3.00
4A109 SR Loco Headcode Discs (16).....£3.00
4A110 Diesel Headcode Discs.....£3.00
4A111 Screw Link Couplings (4 Pairs).....£3.00
4A112 Working Scissor Gangway (1 Pair)...£8.50
4A113 Pullman Gangway (1 Pair).....£8.50
4A115 GWR Coach Grab Rails (84).....£3.00
4A117 LSWR Coach Grab Rails (72).....£3.00
4A118 SECR Coach Grab Rails (90).....£3.00
4A119 LBSCR Coach Grab rails (60).....£3.00
4A120 SR Coach Grab Rails (63).....£3.00
4A121 SR Van B Window Grilles (Set).....£3.00
4A122 SR Bogie Luggage Van Grilles.....£3.00
4A123 Droplight Window Grilles (15).....£3.00
4A124 SR CCT/PMV Window Bars (2).....£3.00
4A130 Wagon Load Shackles (12) £3.00
4A135 Side Chain Hooks & Eyes(6 sets).....£3.00
4A143 Carriage Vee Hangers (2 Sets).....£3.00
4A270 LCDR Wagon Floor & W Irons £5.50
4A271 LCDR Bolster Floor & W Irons.....£5.50
4A272 P.O. Wagon Floor & W Irons.....£5.50
4A273 P.O. Wagon Floor & W Irons.....£5.50
4A274 LBSC Ballast Floor & W Irons.....£5.50
UK P&P £3.50 per order

Romford/Markits Accessories



A huge range kept in stock from Handrail Knobs and Airhorns to Crankpins and Outside Cranks. **7mm** as well as **4mm.**
See the website for details.

12 Volt Motors

NEW 1833 replacement.
TV18-33 18 x 33mm. 2mm Shaft £24.00
TV12-27 12 x 27mm 1.5mm Shaft...£24.00
P&P £3.50 per order

Roxey Online Shop

www.roxeymouldings.co.uk

SOUTHWARK BRIDGE Kits & Bits
MOTORS, GEARS and GEARBOXES
MARKITS/ROMFORD/SLATERS Wheels & Accessories **For Price List send C5 SAE**

EXHIBITIONS See Website for details.
Prices inc VAT @ 20% E&OE **Now on Facebook**

ROXEY MOULDINGS

58 Dudley Road, Walton-on-Thames,
Surrey KT12 2JU Tel:01932 245439
Website: roxeymouldings.co.uk
Email: dave@roxeymouldings.co.uk
VISA/Mastercard/Maestro accepted

CONNOISSEUR MODELS

– 0 Gauge Quality Etched Kits –
– Locos, Carriages & Wagons –

www.jimmcgeown.com

or Send S.A.E. For Printed Catalogue
1 Newton Cottages, Nr Weobley, HR4 8QX

THE RAILWAY SHOP

33 Broad Street Blaenavon, Torfaen NP4 9NF
01495 792263

Bachmann – Hornby – Peco – Dapol – Wills
Ratio – Gaugemaster – Kadee – Metcalfe – Heljan
all at discount prices Mail order welcome

NEW • NEW • NEW
Basil Jayne – 7 Plank Wagon
£13.50 + £2.85 p&p
NEW • NEW • NEW

Open Weekdays 10.30–5.00 Sat. 10.30–4.00
Profits support the Pontypool & Blaenavon Railway

HORNBY DUBLO, WRENN AND TRI-ANG MOTOR REPAIRS

Motors rewound & remagnetized.
Tri-ang wheels re-profiled for code 100.
Any age any gauge of model loco serviced.

SCALESPEED
Ash Hollow, Ludlow Road, Morville, Bridgnorth, Shropshire WV16 5NB
Tel: 07946 714391 & 01746 714986
E-mail: scalespeed@yahoo.com
www.scalespeed.co.uk

ALPHAGRAPHIX

www.alphagraphixkits.co.uk



Choose from our huge range of card kits for architecture, railways and tramways in 4mm & 7mm scales plus 7mm scale etched brass locomotive and carriage kits.
Send 6x 2nd Class Stamps for ILLUSTRATED CATALOGUE
48 Grosvenor Road, Ettingshall Park, Wolverhampton WV4 6QY

Celebrating 40 years in business

THE TRAIN SHOP



Geoff and Janet Jefferson
• Hornby Railways • Scalextric •
• Bachmann 'OO' & N gauge •
• Peco • Diecast • Thomas The Tank •
Plus much more in store
One of the largest stocks of model railways Scalextric and accessories in the north of England

41 Eastborough, Scarborough YO11 1NH
Tel/Fax: (01723) 354019 Mob: 07759 914730
info@trainshopscarborough.co.uk

PECO WILLS HORNBY RATIO dapol METCALFE



SPORTS & MODEL

www.sportsandmodelshop.co.uk
66 High Street Dingwall IV15 9RY
01349 862346

RICHARDSONS

OF FELTHAM
6-7 Rochester Parade, High Street, Feltham, Middx. TW13 4DX 020 8890 4399/9946
E-mail: sales@richardsons-retail.co.uk
www.richardsons-retail.co.uk
'N' GAUGE 'HO/OO' and 'O' GAUGE
Graham Farish Locos, Rolling Stock and Buildings, Peco Track, Rolling Stock and Buildings
Hornby, Peco, Superquick, Gaugemaster Controllers, Scenic Materials.
BACHMANN STOCKISTS
HOBBIES PRODUCTS AND MUCH MORE

RAILWAYSCENICS

Secure online ordering of components and materials for model railway enthusiasts

Visit our website to see our ever expanding range of over 3800 products!

♦ LEDs ♦ Switches ♦ Connectors ♦ Craft Tools ♦ Silverline Tools
♦ Baseboard Accessories ♦ Plastic Sheet ♦ Scenic Scatters
♦ Ballast ♦ DCC Wiring Kits ♦ Static Grass Applicator Kits

See our own brand of over 280 downloadable texture and sign sheets in all scales

14 Woodsage Drive, Gillingham, Dorset SP8 4UF
T: 01747 826269 • E: sales@railwayscenics.com
www.railwayscenics.com

Bespoke and trade enquiries please call Nigel Julian on
07971 741478 or 01332 781795
email: airframed@btinternet.com



AirFramed

Bespoke Glass Display Cases
www.airframed.co.uk

OO gauge, O gauge, Gauge 1 and Gauge 3 cases with mirrored or clear back wall.
Prices start from £35.00 plus p&p.
Bespoke sizes made to order.
Prices on application.

00/EM/P4



CHIVERS FINELINES

RC474 - MDO Mineral Wagon Kit.
This kit is designed to make a 4mm scale model of a BR MDO 21t mineral wagon (Dia 1/170) which were built from 1950. Suitable for 00/EM/P4. Comes with two axlebox options. **£10 + p&p**
All kits require Wheels, Bearings & Coupling.
P&P: UK £3.80 2nd Class - Overseas Available.

MANY MORE KITS ONLINE - WWW.CHIVERSFINELINES.CO.UK

CHURCH STREET MODELS

Tues (Oct-Mar), Wed-Sat 9.30-17.00

NEW WEBSITE



Closed 31 May

www.churchstreetmodels.co.uk

Bachmann 009 Ffestiniog Sale
391-130 0-4-0STT Linda Green.....£170.00

Bachmann 00 Sale
35-411 47012 BR Blue.....£191.20
35-418 47004 RF Construction.....£191.20
35-413 47828 BR Intercity.....£191.20
35-415 47711 BR Large Logo.....£191.20

UK P&P from £4.95
Stockists of 00, 009 & N Gauge
10A Church Street, Basingstoke, Hants RG21 7QE
01256 358060

SPRINGSIDE MODELS

Painted Head and Tail Lamps in 4mm Scale

DA1-5 GWR White Body	£5.45	DA1-10 GWR White Body	£9.95
DA2-5 GWR Red Body	£5.45	DA2-10 GWR Red Body	£9.95
DA3-5 SR.White Body	£5.45	DA3-10 SR.White Body	£9.95
DA4-5 LMS White Body	£5.45	DA4-10 LMS White Body	£9.95
DA4A-5 LMS Black Body	£5.45	DA4A-10 LMS Black Body	£9.95
DA4B-5 M.R Maroon	£5.45	DA4B-10 M.R Maroon	£5.95
DA5-5 LNER White	£5.45	DA5-10 LNER White	£9.95
DA6-5 Guards Van Black	£6.15	DA6-10 Guards Van Black	£10.25

DA7 Railway hand signal lamps – pack of 6 only £5.95
DA19-5 BR. White.....£5.45 DA19-10 BR. White.....£9.95
DA99-5 Modern Image.....£5.45 DA99-10 Modern Image.....£9.95
DA20 Tail Lamps (all Red Jewels) **State Region** Packs of 5 .....£5.45

Painted Head and Tail Lamps in 2mm Scale

No1 GWR White body No2 GWR Red body No3 BR White
No4 LMS Black body No5 LMS White body Packs of 5 .....£5.45
Tail Lamps also available **State Region** Pack of 5.....£5.45

Painted Head and Tail Lamps in 7mm Scale

No15 GWR Red Body Pk 5 .....£10-25
No16 GWRWhite Body Pk 5 .....£10-25
No21 LMS White Body No22 LMS Black Body
No23 Midland Maroon Body No25 BR White Body
No88 Modern Image White Body
No89 SR White Body No 90 LNER White Body
No17 Guards Van Black body £11.25
Tail Lamps are available in packs of 5 @ **£10.25** please state region

Hand-Painted 4mm/00 Figures

DA52 Locomotive Crew Driver, Fireman, Guard **£9.95**



DA53 Locomotive Crew Driver, Fireman, Guard **£9.95**



DA54 Locomotive Crew Driver, Fireman, Guard **£9.95**



DA55 Locomotive Crew Driver, Fireman, Guard **£9.95**



DA105 Locomotive Crew Three Firemen **£9.95**



DA77 Modern Image Three Seated Drivers **£9.95**



DA74 Standing Passengers Set of 5 **£14.25**



DA85 Seated Passengers Set of 5 **£13.50**







4mm / 00 White Metal Kits to enhance the interior of any signal box including lever frames, block signalling instruments, stove, arm chair, signal man pulling lever, warning bells, level crossing open gear, signal wire adjusters plus full assembly and painting instructions

DK1 Signal Box Interior Detail Kit for large box.....£18.50
DK6 Signal Box Interior Detail Kit for small box £11.95
DA72 Extra levers 17 + 1 lever base.....£7.95

White Metal Steam Roller Kits 4mm/00 Scale



RV74 Aveling and Porter Steam Roller with Living Van and Water Cart **£32.25**



RV56 Wallace and Stevens Steam Roller with Living Van and Water Cart **£32.25**

Vintage Tractor Kits 4mm / 00 Scale £12.75 each



RVT65 Fordson E27N



RVT69 Ferguson T20



RVT70 Fordson Model N



RVT99 Porsche Junior



RVT81 International TD6



RVT79 Ford Dexta 2000

Machinery Kits all cast in metal/wire supplied 4mm / 00 Scale



FM1 Fergie Plough **£8.95**



FM2 Massey Manure Spreader **£13.25**



FM9 Ransome Plough **£13.25**



FM3 Cambridge Rolls **£8.95**



FM8 Tine Cultivator **£13.25**



FM5 Wilder Harrow **£8.95**

We accept payment by cash, cheque, debit and credit cards. Post and Packing is £4.50 on orders under £50 and free on orders over £50 UK only. Overseas email us for shipping cost

Email: springsidemodels@outlook.com
www.springsidemodels.com

Springside Catalogue's N and 4mm. Springside 7mm only. Dornaplas Plastic Kits 2mm and 4mm. All Catalogue's are £4.95 each and are post paid

SPRINGSIDE MODELS
PO Box 533,
Newton Abbot TQ12 9JF
Mobile: 07720 939094

IT'S NOT A TREE



IT'S A BUSCH

Busch scenic items are distributed exclusively in the UK by

GOLDEN VALLEY HOBBIES

www.goldenvalleyhobbies.com

TRADE ENQUIRIES: 01981 241237

www.Topp Trains.co.uk

Shop for the railway model enthusiast

Wide range of stock in 00, 009, N and 0 gauge ❖ Bachmann ❖ Peco ❖ Dapol ❖ Hornby ❖ Gaugemaster ❖ Sets ❖ Locos ❖ Rolling Stock ❖ Track ❖ Accessories ❖ Scenery ❖ Paints ❖ Buildings ❖ Tools ❖ Friendly advice

Free parking. Near A34 bus route. 1m from town centre. 1.5m from M6 J14. 28, Marston Rd. Stafford ST16 3BS

Call Mike or Steve 01785 247883 or find us on Facebook

RHUDDLAN MODELS

- Model Railways
- Die Cast Models
  Corgi – Dinky – Matchbox
- Plastic Kits
  Airfix – Revel – Etc

NEW AND USED ITEMS BOUGHT AND SOLD

HIGH ST, RHUDDLAN

01745 590048

www.rhuddlanmodels.co.uk

MALC'S MODELS

48 Bath Street, Ilkeston, Derbyshire DE7 8FD.

Telephone: 07786 896807

All gauges of model railways. British, Garden Railways.

New & Secondhand

Also stockists of Airfix, Revel Kits & Die Cast Models.

Mon–Sat 9.30am–4.30pm
Closed Wed & Sun

Credit Cards Accepted

www.malcsmodels.co.uk
e-mail: malcolmgrubey@btinternet.com

Pooleys Puffers

Model Railway Supplies, New & Second Hand Bought & Sold

Diecast Models, kits & accessories

Tel: 0191 4910202 Mobile: 07976 519178

www.pooleyspuffers.com email: pooleyspuffers@btopenworld.com

382a Jedburgh Court, Team Valley Trading Estate, Gateshead, Tyne & Wear NE11 0BQ

Opening times: Thurs–Sat 10am–4pm CLOSED Sun–Wed & Bank Holidays

W M COLLECTABLES

FOR QUALITY COLLECTABLE AND PRE-OWNED MODEL RAILWAY ITEMS IN MOST GAUGES. LOTS OF READY TO RUN, KIT-BUILT AND KITS AVAILABLE ON THE WEBSITE WITH MUCH MORE STILL TO COME.

T: 01444 413723
E: andrew@wmcollectables.co.uk
www.wmcollectables.co.uk

COMPASS MODEL RAILWAYS

On the East Sussex / Kent Border

Stockists of Hornby, Bachmann, Peco, Dapol, Gaugemaster, Woodland Scenics, Metcalfe & many more
Large stocks of Pre-owned locomotives & rolling stock.
Locomotive repair and DCC fitting service including non DCC ready.

www.compass-house.co.uk **modelrailways@compass-house.co.uk**

Compass House, High Street, Rotherfield, East Sussex, TN6 3LH 01892 852968

MARCWAY POINTWORK

60 years

MAKERS OF QUALITY POINTWORK IN GAUGES 1, O, SM32, OO, HO, EM, TT ETC. FOR 60 YEARS – INSIST ON OUR PROFESSIONAL WORKMANSHIP. SAE FULL LEAFLET OR PHONE 01709 542951 FOR TECHNICAL INFORMATION – MAKER

RENOWN FOR QUALITY

R.T.R. Ranges in:

GAUGE 1, 0, SM32, 00 & EM

SAE or Phone for leaflet
01709 542951
www.marcway.co.uk

ALSO AVAILABLE

Flat Bottom 0 Gauge Points
with 124FB or 148FB Rail

American 0 Gauge Points
with 124FB or 148FB Rail

American S Gauge Points
with Code 100FB Rail

American H0n3 Gauge Points

H0 Points matching Peco Streamline
with Code 100FB or 75FB Rails

Phone Marc on
01709 542951

S M P **MARCWAY**
Bullhead Flexible Tracks



Injection moulded finely detailed and proportioned to capture bullhead trackwork of the British Steam era.

O Gauge NS Track Box of 10 yards £79.95
OO Gauge (J) NS Track Box of 10 yards.....£49.95
OO Gauge (K) PB Track Box of 10 yards £49.95
EM Gauge (L) NS Track Box of 10 yards £49.95
EM Gauge (M) PB Track Box of 10 yards ...£49.95
Also P4 (4 types) Track Box of 10 yards £51.00

Marcway & SMP on **www.marcway.net – carriage extra**

MARCWAY SCALE MODELS

Vast selection combined with friendly, helpful service & professional advice

HORNBY & SCALEXTRIC MAIN AGENTS
Peco – Bachmann – Farish – Dapol – Gaugemaster etc.
Secondhand Equipment Bought & Sold in all gauges G to Z.

598–600 ATTERCLIFFE ROAD SHEFFIELD S9 3QS
www.marcway.net & .co.uk
OPEN 10.15–3.30 Closed Wed & Sun
0114 2449170
2 MILES FROM M1 JUNC 34
200 yds from Attercliffe Tram Stop

BOOKS

Most in-print titles supplied – send title and publisher

Having trouble finding that book over 9000 in stock. If we have not got it and it's in print we should be able to get it.
We can also obtain and supply books on most subjects other than railways.
Some titles discounted, some post free in UK
All orders £35 plus post free in UK

BOB PEARMAN BOOKS

8 Ffolkes Place, Ructon Holme, Kings Lynn, Norfolk PE33 0AH

Tel/Fax: 01553-810673 (24 hrs). E-mail: pearman.books@idnet.com Web: www.pearman-books.com

Most cards also PayPal



6 Station Road, Stanley, Co. Durham DH9 0JL

Tel: 01207 232545

Mon/Tues/Friday/Sat 09.30-17.00
Thurs 11.00-17.00. Closed Wed/Sun.

FULL AND COMPREHENSIVE DCC FITTING SERVICE

DETAILING AND WEATHERING OF RTR MODELS

www.durhamtrainsofstanley.co.uk

YOUR LAYOUT BUILT

TO ANY SCALE TO EXHIBITION STANDARD TO YOUR OWN SPECIFICATION OR REQUIREMENTS

WITH 40 YEARS PROFESSIONAL EXPERIENCE OUR SERVICE INCLUDES:

BASEBOARDS; TRACKWORK (PECO OR HANDBUILT); WIRING CONTROL PANELS; SCENICS; BUILDINGS.

Send SAE with your details or give us a ring on **01509 880659**

LITTLE JEM PRODUCTS

5 Seymour Road, Burton-on-the-Wolds, Loughborough, Leics. LE12 5AH

ONLINE SHOP

LENDONS

Over 70 years in business
Est. 1944

Suppliers of Model Railway Locomotives, Coach & Wagon Stock, Accessories and Parts for all popular gauges. Hornby, Bachmann, Peco, Graham Farish. Scenery building stock from Javis, Wills, Ratio, Gaugemaster & European ranges.

Massive range of Hornby British and International spares

Massive range of locomotives, coaches and wagons.
Please email for enquiries **sales@lendons.co.uk**

192 Fidlas Road, Llanishen, Cardiff CF14 5LZ

029 2075 2563 9am-5pm **www.lendons.co.uk**

BRANCH LINES

DAPOL KIT PACKAGE DEALS



Each package deal contains the Dapol plastic kit, our etched n.silver chassis kit, our body detailing (or interior) kit, Mashima motor, Romford gears, wheels and all screws, wire, etc. to complete.

Railbus p/deal with full interior	**£64.50**
Drewry '04' diesel complete p/deal	**£86.50**
BR Mogul & tender complete p/deal	**£119.50**
City of Truro complete p/deal	**£121.50**

Most parts available separately.

NUCAST PARTNERS

Branchlines in conjunction with Chargelynn Ltd have acquired the former NUCAST kit range and these will be sold under the **NUCAST PARTNERS** name. For further details contact: **Brian at Branchlines on 01373 822231 or Dave at NuCast on 01342 822270.**

12V DC ELECTRIC MOTORS MASHIMA MOTORS STILL IN STOCK

MASHIMA OPEN FRAME MOTORS: 9/16 **£17.25**, 9/20 **£18.25**, **10MM FLAT CANS:** 10/15 **£18.00**, 10/20, 10/24 **£18.50** each, **14mm FLAT CANS:** 14/20, 14/24, 14/26, 14/28, 14/30 **£22.50** each, **BIG FLAT CANS:** 18/30, 18/33 **£24.00** each, **CANON:** 18/33 flat can **£26.00**, **HANAZONO OPEN FRAME:** H.17, H.19, H.21 **£14.50** ea., H.1024 **£15.25**, **MINI OPEN FRAME: £21.00**, **FINNEY & SMITH MINI OPEN FRAME:** 8.5/14.5 **£16.75**, **FAULHABER CORELESS MOTORS:** 8/16 (8 volt) **£41.00**, 10/16 **£43.50**, 12/19* **£41.00**, 16/16* **£40.00**, 16/24* temp n/a. (*Portescap replacement motors).

TENSHODO 'SPUD' MOTOR BOGIES

WB 24.5, 26, 28.7 and 31 with 10.5mm disc wheels **£35.00**, WB 35/10.5mm disc **£38.00**, WB 35/12mm disc **£39.00**, WB 35/14mm disc **£39.50**, 10.5 or 11.5mm spoked wheels - please add **£3.50**.

P.O. BOX 4293, WESTBURY BA13 9AA
(TEL & FAX: 01373 822231)
E-mail: sales@branchlines.com

Cat's SSAE + £1 (in stamps) extra or £2.50 C.Card and PLEASE STATE INTERESTS.
P&P: UK £2.50 (value under £30), £4.50 (£30 to £60), £6.00 (over £60) per order.
Overseas orders P&P at cost, minimum £5.00.
VISA, MASTERCARD, SWITCH/MAESTRO, SOLO EXPORTS WORLD WIDE
Hours: now variable, closed at weekends

JOHN DUTFIELD FOR MODEL RAILWAYS

Stockists of CAVALEX and ACCURASCALE, Peco, Bachmann, Hornby, Graham Farish, Dapol and Gaugemaster + a wide selection of scenics, kits, glues, tools and accessories, etc.

Opening hours 9am-5.30pm Mon, Tues, Thurs, Fri and Sat. Closed all day Wed, Sun and Bank Holidays

WARDS YARD, 133 SPRINGFIELD PARK ROAD
CHELMSFORD, ESSEX CM2 6EE
Tel: 01245 494455

NOW STOCKING HORNBY TT:120

All major credit and debit cards accepted Gift Vouchers available. Second-hand available.
Email: heatherwilkinson@btconnect.com **www.johndutfieldmodelrailways.co.uk**

EAST SOMERSET MODELS

THE RAILWAY STATION,
CRANMORE, SHEPTON MALLET,
SOMERSET, BA4 4QP

We carry comprehensive stocks from the major manufacturers
Bachmann - Farish - Dapol - Accurascale - Rapido UK - Peco
We also hold a wide range of accessories, vehicles and scenic materials
Saturdays 10:30am-3:30pm and Sundays 11:00am-2:00pm
(Please check our Website/Facebook Page for latest opening times)

Telephone: 01749 880651 - www.esmodels.co.uk - Email: mail@esmodels.co.uk

IAN KIRK O GAUGE

Plastic Coach kits 50+ types

For list/details see website or contact Ian
www.iankirkmodels.co.uk
10 North Street LESLIE Fife KY6 3DJ 01592620105

NEW
AXLEBOX BEARING
CUTTING TOOL
Cooper-Craft Lineside Kits

PayPal

H&A MODELS

19 Keats Way, Higham Ferrers, Northants NN10 8DQ
Email: sales@hamodels.net
Tel: 01933 355531
Mobile: 07969 535699 - 07481 681001

VISA MasterCard

Coach & Wagon Kits • Wheels • Decals • Wagon Loads • Paint & Sundries
Parkside Models • Dundas Models • Cambrian • Slaters • Ian Kirk • Red Panda • Dapol • Kadee • Ratio • Peco
Bullfrog Snot • Modelmaster • Old Time Workshop • Labelle Oils • Alan Gibson • Romford • Seuthe • Smiths
Evergreen Strip • Cooper-Craft • COMING SOON ex Kirk & Mailcoach 4mm Coach Kits
Order on line at: www.hamodels.net or ring us (same day or next day despatch)
Precision Paint & Carrs now available to purchase on Line and Mail Order
Complimentary EM & P4 wheel swops for 4mm Parkside Kits purchased from us

INDEXES

PLEASE SEND SAE FOR DETAILS OF AVAILABILITY AND CHARGES:

PECO TECHNICAL ADVICE BUREAU, BEER, NR SEATON, DEVON EX12 3NA.

Stockists of Hornby, Bachmann, Peco, Javis, Metcalfe Kits, Slaters, DCC Concepts, Oxford Models and much more







JACKSONS MODELS
016973 42557
33 New Street, Wigton CA7 9AL
www.jacksonsmodels.co.uk



www.KEEN-SYSTEMS.com
UK Postage £3.00 any quantity. Visa and Mastercard

16 Elm Drive, Market Drayton, Shropshire, TF9 3HE
Phone 01630 478125
shop@keen-systems.com



Buckeye Coupler
5 Pairs £2.50

Close Coupling System. **1 pair £4.90** **4 pairs £16.50**



DCC Uncoupler £22.50



For use in none motorised tenders.
Controlled by an accessory lead on a DCC decoder.



THE 009 SOCIETY

Monthly magazine
Secondhand Sales
Local Area Groups
Exclusive Kits



Join the world's largest small scale narrow gauge modelling association, supporting 009, H0e, 00n3 and many other combinations.

Please visit our website or send Large Letter stamp or 1 IRC to:
Membership Secretary, 60 Lingwood Avenue, Christchurch, BH23 3JU

www.009society.com

Possibly Hampshire's Largest Stockist of Model Railways, Diecast, Books, Magazines, Scalextric and much more...

Full range of model railway products from the leading manufacturers including:

Hornby, Bachmann, Dapol, EFE Rail, Graham Farish, Heljan, Oxford Rail, Peco, Ratio, Wills, Superquick, Metcalfe, Gaugemaster, Parkside, Railmatch, Rapido, Woodland Scenics and many, many more.

DCC equipment from Zimo, DCC Concepts, ESU, Gaugemaster, Hornby and Bachmann. Sound decoders from South West Digital & Zimo (Youchoos sound files).

Also stockists of Die cast models including: EFE, Oxford Die-Cast & Classix.

Modelling materials & tools including Vallejo, AK & MIG.

accurascale OFFICIAL STOCKIST

Wide selection of books and magazines.



The **Famous Trains** model railway centre is in Derby's Markeaton Park, near the main car park off the Markeaton Island where the A38 from Burton crosses the A52 from Ashbourne. The Allestree bus from Derby city centre calls near the University, a ten-minutes' walk from our building.



Famous Trains has the largest OO-scale model railway in the East Midlands with up to 20 active trains. Other model railways at **Famous Trains** have gauges 3 to Z! Our Gift Shop is worth visiting, too.

We open every Saturday, Sunday and Monday; adult £3; child £1.50; family £6. Good value! Good fun! **www.famoustrains.org.uk**



C&L FINESCALE
TRACK BUILDING SYSTEMS
Office hours: 10.30 to 16.00 Monday to Friday. Closed Saturday and Sunday
Et Cetera, 208 Barnett Wood Lane, Ashtead, Surrey KT21 2DB
Tel: 01372 458604
Visit website to view the full range of 2mm, 4mm and 7mm products www.clfinescale.co.uk

MSE WIZARD MODELS 51L
MAINLY TRAINS
COMET MODELS
Manufacturers and suppliers of kits and bits for locomotives, carriages, wagons, signals and lineside items, including Sprat & Winkle and DG autocouplings.
Stockists of Alan Gibson and Markits wheels and sundries.
An expanding range of modelling materials including plastic sheet, wires and tubes.
Over 2,600 products, most now with live stock levels on the website.
Payment by card or BACS only – no cheques or postal orders
UK Tracked P&P £5.40, Airmail at cost.
WIZARD MODELS LTD
PO Box 70, BARTON upon HUMBER DN18 5XY
Phone 01652 635885 (Mon–Fri 0900–1630)
E-mail andrew@modelsignals.com
Shop online at www.wizardmodels.ltd



Brand new from Brian Hart, the full story of the LB&SCR's Brighton and Uckfield line to Tunbridge Wells and Oxted, completed in 1890 and forming an outstanding network of lines linking Sussex, Surrey and Kent.
How the line came about during the Victorian era through to its planned electrification and then shock truncation is all thoroughly researched, and the text is interwoven with a rich mixture of everyday occurrences throughout the line's history, all bringing the narrative to life.
Featuring over 400 illustrations, including many hitherto unpublished photographs, all recalling and evoking the wonderful Uckfield Line throughout the years of steam and into the modern era.
Laminated hardback, 296 pages on high quality art paper, £29.95 plus P&P, £4.25 within the UK.
Order direct from Wild swan or your favourite bookseller, the book will be in stock in the Bluebell Railway bookshop too.
Order direct from website at:
www.wildswanbooks.co.uk
Email: simon@wildswanbooks.co.uk
WILD SWAN BOOKS LIMITED
Studio 4, Tollbridge Studios, Toll Bridge Road, Bath BA1 7DE
Tel: 01225 462332

DUNDAS MODELS
MILLIE STREET KIRKCALDY
FIFE SCOTLAND KY1 2NL
Telephone: 01592 640896
Website: www.dundasmodels.co.uk
Email: sales@dundasmodels.co.uk
Visit our Illustrated Website to see the complete range of Dundas Models 009 Kits and the products from 40 other 009 and NG Suppliers. A vast and varied selection of Narrow Gauge Products, RTR, Kits, Peco Track, Buildings, Accessories & Books. All at competitive prices.


DM59 Festiniog Railway Bogie Luggage, Brake/Third Coach No. 10

£2.00 for our 009 Catalogue (post free). UK Post & Packing £3.00 per order. Overseas postage at cost (VAT deducted from Overseas Orders).
VISA PayPal AMERICAN EXPRESS MasterCard

ENWINS 3D MODELS
Rapido Trains UK Agents


Holcroft 009 engine sheds


Dressed slate wall sections in 009


Station Shelter (TT120/00/009/7mm)


Narrow Gauge Water Tower/ Coaling Stage (009/7mm)

Tel: 07523 410247
Web: www.enwinsmodels.co.uk
Email: info@enwinsmodels.co.uk

Trains4U.com
27 St. David's Square, Fengate, Peterborough, PE1 5QA Tel: 01733 895989
EXCLUSIVE OO HOA HOPPERS Revolution trains


Unbranded Cemex Livery
2 twin-packs available at £91.95 per pair
Due Summer 2023 - call or email to reserve
Open Tue - Sat 10:00-5:00, Sun 10:30–3:30, closed Mon
e-mail: info@Trains4U.com Follow us on:

TOWNSTREET
MODEL ARCHITECTURE AT ITS FINEST
From the stonecast range that brings realism to your layout.
A selection of our other kits include:

Citadel Station	£97.50
North Light Engine Shed	£69.50
LNWR 'Coal Hole'	£55.00
Large Signal Box	£52.00
Concrete Ash Plant	£69.50
Concrete Coaling Plant	£69.50
Louvre Roof Engine Shed	£69.50
Stone Stations	from £49.50
Brick Stations	from £39.50
Brick/Stone Water Tower	£22.50
Brick/Stone Goods Shed	£49.50
Brick/Stone Engine Shed	from £43.50
Brick/Stone Signal Box	from £39.50
Sand House	£36.50

PLEASE ADD £4.60 P&P
60 page "OO" catalogue. Full of buildings, bridges, platforms and ideas for your layout £3.80 post free
"OO" NEW STONE VIADUCT £99.00
(additional arches available at £30.00 each)


TOWNSTREET
6 KIRKHILL, BLENCARN,
Nr. PENRITH, CUMBRIA CA10 1TZ
MAIL ORDER ONLY PLEASE
MON TO FRI 2–8pm
Tel: 01768 88456

ESR Electronic Components Ltd
Monday to Friday 08:00 - 17.00 Tel: 0191 251 4363
- Antex Precision Soldering Iron
- Model XS with PVC cable
- 25W 230V
- RRP £40.88
- FREE Solder



£32.65
Code: MRO-430 inc UK delivery & VAT
Prices shown Include VAT
Station Road, Cullercoats,
Tyne & Wear. NE30 4PQ
sales@esr.co.uk www.esr.co.uk

Thunderbolt Models

Open on 5th July 2025

New Shop

at

Unit 30 Heart of the Shires, A5 Watling Street Nr Weedon
Northants NN7 4LB

To stay up to date with progress, events and more
Visit our facebook page Thunderbolt Models or
www.thunderboltmodels.shop

Contact
Tel: 07851 731629
E: sales@thunderboltmodelsltd.com

HAMPSHIRE MODELS

OPENING:
Mon, Tue, Thu, Fri
9am–4pm
Wed
9am–12 noon

PECO · BACHMANN · GRAHAM FARISH by BACHMANN · dapol · GAUGEMASTER · METCALFE · HORNBY · FLEISCHMANN · Roco · PIKO

01256 406604
enquiries@hampshiremodels.co.uk
www.hampshiremodels.co.uk

For all your modelling needs from 'N' gauge through to 'O' gauge, both new and pre-owned.

Unit 31,
Basepoint Business Centre,
Stroudley Road, Basingstoke RG24 8UP
www.hampshiremodels.co.uk

JOHN SUTTON MODELS

I sell Garden Railway items including
Live Steam Locomotives,
N Gauge and 009.
I also buy similar items.

You can contact me via:

Johnsuttonmodels.co.uk
Johnsutton3@sky.com
07798 924575

Features:
- Servicing
- Repairs
- Spares
- DCC Fitting
- Sound Fitting

LP RAILS & REPAIRS LTD

Incorporating
BR Lines & Farish N Spares

N Gauge Specialist
in Servicing,
Repairs & Spares

00 Gauge Also Repaired

Service Charge £19.50
Per Loco + Parts + VAT
Authorized by Bachmann

Limited Company No. 15891861
Vat No. 473274087





Contact Me:
0116 2121741
www.lprails.co.uk
48 Heddington Way
Leicester
LE2 6HF

Sunningwell Command Control Ltd

Always looking to bring you the best in DCC systems and support

Blackstone Models

SCC are proud to stock and support
the full range of Soundtraxx's
UK Econami decoders



SCC LTD.
PO Box 381, Abingdon SO OX13 6RB
Tel: 01865 730455
Email: info@scc4dcc.co.uk Website: www.scc4dcc.co.uk

LORD AND BUTLER

2000 sq ft model railway showroom

CARDIFF

FREE PARKING



The Old Warehouse The Pumping Station
Penarth Rd Cardiff CF118TT
OPEN Mon - Sat 10-4.30 Sunday CLOSED
029 2066 7225 info@lordandbutler.com lordandbutler.com



H & M

Specialist
Spares & Repairs
07 393 484 370
www.Handem.uk

It's never been easier to build your own controller!
With Complete PWM Kits and Modules.
Fast Delivery & Low Prices
www.smoothflow.uk



HOWES MODELS LTD

85+!
1939-2025

UNIT 16B, STATION FIELD INDUSTRIAL ESTATE, ROWLES WAY, KIDLINGTON, OXFORD OX5 1JD
01865 848000, Open 09:00-16:00 Mon-Fri; closed Sat/Sun

HOWES THIS FOR SOUND!
PROBABLY THE BEST AVAILABLE
AND NOW THE BEST FOR LESS
PRICE ONLY £109.99!

Hundreds of hours have been invested by our experts to ensure you receive what we believe to be the best UK sounds available. We can supply ESU Loksound decoders with our sound files and can also re-blow your ESU LOKSOUND decoders if you are unhappy with the sounds on them – our 're-blow' service is only £12.00 plus return postage charge.

These are the latest LOKSOUND 5 decoders!
BR diesels, electrics, multiple units & steam –
huge choice – just visit us on-line to see our full selection!

Sound decoder with speaker - **£109.99** for ESU/Howes V5.0 plus £4.99 delivery (UK).
Please remember that we offer a decoder fitting service, phone for details.
All our sounds can be offered for 'O' gauge models but *may* require a different decoder, depending on current draw - please phone for details.
ESU/Howes **XL** decoders for all **Heljan 'O' diesels**; are available at £219.99 inc speaker.
Wanted Model Railway Collections Best prices paid, contact us for details.

www.howesmodels.co.uk

Micromotor.EU



Coreless motors, 300+ upgrade kits, flywheels, gears
UK distribution: **Peter's Spares** or your favorite model railway shop. www.petersspares.com

All Figures are supplied unpainted



Edwardian Gent & Post Box
Available in
N, TT, OO & O scales
From £4.99



1960s Policemen
Available in N, TT, OO & O scales
From £5.49



1960s bathing Beauties
Available in N, TT, OO & O scales
From £4.99

WWW.SMARTMODELS.CO.UK
Smart Models, Unit 302, Jarrow Business Centre, Rolling Mill Road, Jarrow, Tyne & Wear NE32 3DT
Tel:- 0191 4283307 Mobile:- 07957 124317 Email:- info@smartdesign-u-need.com



THE SIGNAL BOX

1 ALBION STREET, ANSTEY, LEICS. LE7 7DD
Tel: 0116 236 2901
e-mail: signalboxanstey@gmail.com
Our Shop is open Tuesday–Saturday 9.30am–5.00pm.

ROLLING STOCK SPECIAL OFFER:
Buy 2 & get 3rd HALF PRICE
Buy 4 & get 5th FREE
(New items only)

MODEL RAILWAYS
In 'OO' and 'N' gauges we carry comprehensive stocks from all major suppliers plus a large range of second-hand.
We supply Digital Controllers and Decoders and offer a decoder fitting service (free on DCC ready locomotives purchased from us).
Repairs and servicing carried out.
www.signalboxanstey.co.uk

PLUG-IT
NO SOLDERING CONNECTING SYSTEM

MODELIT Ltd, 5 HENACRE WOOD COURT, QUEENSBURY, BRADFORD. BD13 2LJ
Tele: 01274 817344 (mail order only - no visitors)
Postage up to £30.00 value £4.00, over £30.00 £5.00
www.modelitltd.co.uk
Model Lamps for "N" & "00"

PLUG-IT STARTER SET
POWER SUPPLY with PLUGIT-IT LEAD
SEE OUR WEBSITE FOR MORE INFORMATION
SEE OUR WEBSITE FOR MORE LIGHTS
EXTENSION LEAD
DISTRIBUTION LEAD
The basics to get started, with how to use instructions and suggestions
£39.99
00 or N

AUDIO SOUNDS Bring your layout to life with our audio sounds. Each with 4 pre-loaded sounds includes speaker and matrix keyboard. Connects to PLUG-IT or any 12v dc supply



Pasture - cow and sheep
Church - clock chime and bell peels
Steam - various whistles
Diesel - various horns
£19.99 each
Suitable for all scales

BUILDING & WALL LAMPS
Interior (pack of 2) £4.99 00 or N
Pendant (pack of 2) £3.99 00 or N
Swan Neck 00 £3.99
NEW
Floodlight 00 £2.99
Gas/Electric 00 £2.99
Gas Lamp 00 £4.99
CLOSED FOR HOLIDAY 5th SEPT - 8th Nov 2025

N Gauge Society

PTA/JTA/JUA Iron Ore Tippler Kit.
Available in prototypical packs of five.
Includes etched brake wheels and ladders.
Transfers also available, offering six different liveries.
Just one of over 65 rolling stock kits available exclusively to members.



For introductory pack giving details of membership benefits, plus a free sample Journal, send £3 (UK Only) to: Dept RM, 52 Gainsborough Road, Wallasey, Merseyside CH45 8PT
www.ngaugesociety.com

Model Trains & Accessories – We Sell All Makes, Models & Accessories
Also Die Cast – Radio Controlled – Toys – etc.

RAILWAY CONDUCTOR

T: 01327 439736 M: 07961 757094
Email: jonathan@therailwayconductor.co.uk
www.therailwayconductor.co.uk
Unit 2, The Old Dairy Craft Centre, Upper Stowe, Nr Weedon off A5, Northamptonshire NN7 4SH.

OPEN 7 DAYS A WEEK
• Mon to Sat 10.30-5.00 • Sun 11.00-4.00
out of hours please call mobile – thanks

NEW AND USED OO AND N GAUGE. BOUGHT AND SOLD.

Mail order available by phone or visit us online.
All major credit and debit cards accepted.
We accept PayPal through our online shop.
We now do Repairs and Servicing and we build layouts.

Visit → scalescenes.com
Download → Print → Build

NEW Add on pack
Includes houses, alternative wall textures and structural elements. ONLY £2.29

NEW Row of Shops
Beautifully captures the character and proportions of a typical small row of town shops. ONLY £7.99



Highly detailed shop backs and yards
Large range of N and OO kits and texture sheets
Buy once unlimited prints
20 2005 – 2025 scale scenes

LIGHT RAILWAY STORES

Custom etched nameplates, number plates and works plates for all scales, configured for your models.



Use code **RM10** at checkout for 10% off all custom etching!

www.lightrailwaystores.co.uk
PO Box 297, Bexhill-on-Sea, TN40 9HF

OSBORN'S MODELS



TEL: 01237 423453 7 HONESTONE ST, BIDEFORD, N.DEVON, EX39 2DL WWW.OSBORNSMODELS.COM

NARROW GAUGE THE 7MM ASSOCIATION

Want to model in O scale but don't have the space?

Narrow Gauge is the answer!



The 7mm Narrow Gauge Association provides help and advice, full colour magazine, and much more. For more information, go to:

www.7mmnga.org.uk



SMOOTHLY DOES IT with Tracksetta®

OO/HO GAUGE

OOT60 60"/1524mm
OOT48 48"/1219mm
OOT42 42"/1067mm
OOT36 36"/915mm
OOT30 30"/762mm
OOT24 24"/610mm
OOT21 21"/533mm
OOT18 18"/457mm
OOT10 10"/254mm long

FOR KINK-FREE TRACKWORK AND FLOWING TRANSITION CURVES

N GAUGE

NT36 36"/915mm
NT30 30"/762mm
NT24 24"/610mm
NT21 21"/533mm
NT18 18"/457mm
NT15 15"/381mm
NT12 12"/305mm
NT9 9"/228mm
NT10 10"/254mm long

FULL DETAILS IN THE PECO CATALOGUE

PRITCHARD PATENT PRODUCT CO. LTD.
Tel: 01297 626204 • www.peco-uk.com

EUROPEAN TINY TOWNS

NEW European Tiny Towns

An indoor attraction showcasing tiny villages and towns set in beautiful landscapes, along with moving trains. Featuring lots of humorous details and 'hidden' surprises!

www.model-village.co.uk

SIMON'S TRAINS.COM

Train-Sets, Locos, Rolling Stock, Accessories, Airfix kits, Balsa Wood, Glue Paint, Tools, Magazines, Figures, Point Motors, Decoders, Wire and more!

Open 10am to 4pm Tuesday to Saturday

Call us on 01409 255510 or email to sales.simonstrains@gmail.com

6 Bank House, Chapel Street, Holsworthy, Devon, EX22 6AR

FAREHAM
& District Model Railway Club CIO

FAREHAM RAILEX 2025

PROUDLY PRESENTS

FAREHAM RAILEX

Fareham Leisure Centre,

Park Lane, Fareham, PO16 7JU

Sat, 4th Oct 1000 ~ 1700
Sun, 5th Oct 1000 ~ 1600

Admission: £12 on the day / £10 in advance
Accompanied Children Free (under 16's)

Large number of layouts booked, Demonstrations &
Full Trade Support by National & Local Names

Free parking for up to 3hrs
On-site catering
@farehammrc
Fareham & District Model Railway Club
www.fareham-mrc.org.uk/railex

Free Heritage Bus Service from Fareham
Railway Station to the Leisure Centre
(courtesy of SDTHT)

Supported by

RON LINES www.ronlines.com
HARRISON-BROWN MODELS
BOOKLAW PUBLICATIONS
TMC

YouChoos
DCC Sound
next generation digital sound



NEW RailRunner

Layouts
Locomotives
Accessories
Track Plans
Programming



Available on the App Store
Available on Google Play

Z21
ECoS
PIKO Smart
XpressNet
LocoNet
WiThrottle
DigiKeijs
YaMoRC
PiSPROG
DCC-EX

Universal Mobile WiFi Throttle

01380 530530
www.YouChoos.co.uk info@youchoos.co.uk



MonkBar
Model Shop
Established 1963

O, OO, TT & N Gauge
Model Railways & Accessories



Peco TT:120 Twin Pack 'Ripponden Industrial Society' £39.99

Visit us in York!
Located just 2 minutes away from York Minster at Monk Bar!

Open
Monday - Saturday
9am - 5pm
Only 2 minutes away from York Minster

2 Goodramgate
York - YO1 7LQ
01904 659423
info@monkbarmodelshop.co.uk

Stockists of Hornby, Bachmann, Graham Farish, Peco, Dapol, Gaugemaster, Ratio, Wills,
Woodland Scenics, Metcalfe, Oxford Diecasts, Base Toys, EFE
Accurascale, Rapido and many more

monkbarmodelshop.co.uk

Trainsporters
MODEL TRANSPORTATION

The *innovative* solution to
storing and transporting your
model railway stock



As used by manufacturers:

Accurascale
Bachmann
Cavalex
Dapol
Hornby
Minerva
Murphy Models
PRMRP
Tower Models

SEE OUR WEBSITE FOR TOUR DATES
TRAINSPORTERS.COM

- Exceptional quality
- We use Really Useful's Boxes
- Ideal for storage, club events, and exhibitions
- Free shipping on 2 or more boxes
- Available for O, On30, OO, HO & N Gauge

Tel: 0333 4040 811 www.trainsporters.com


SHERWOOD FORESTER
THE RED DRAGON
GREAT NORTHERN
THE MAYFLOWER
THE UNKNOWN WARRIOR
IF YOU WANT QUALITY.....
FOX TRANSFERS LTD • TEL +44 (0)116 319 4950 (DEPT RM)
Dept RM, Unit 5, Priory Business Park, Wistow Road,
Kibworth, Leicestershire LE8 0RX, ENGLAND callers by appointment
email: mail@fox-transfers.co.uk web: www.fox-transfers.co.uk
Fox
TRANSFERS AND ETCHED PLATES


BUGGLESKELLY STATION
Scale Models by Tom Marshall
VISIT US AT THE FOLLOWING SHOWS
(see website for changes or additional dates)
16th-17th Aug Loughborough MRE, LE11 2AQ
14th Sept OXRAIL 2025, Kidlington, OX5 2LG
19th-20th Sept Rapido Railex, Kent, ME16 8LW
4th-5th Oct Fareham Railex, Hampshire, PO16 7JU
25th-26th Oct GBMRS, Gaydon, CV35 0BJ
1st-2nd Nov Spalding MRE, Lincs, PE12 6ET
ADD A COMEDY CAMEO TO YOUR LAYOUT
Mrs Wilberforce's House
UNIQUE ROLLING STOCK
SRNI Brake Van
Walmington Gas Works
Buggleskelly Bacon
S. Laurel Co Removals
Will Hay Appreciation Soc.
Turnbotham Round
Model making legend
Bob Symes
NEW FOR 2025
Our unique figures are available unpainted or hand painted in scales from 1:160 up to 1:12, including all major modelling scales.
Railway Modeller readers get 10% off all figures with the code
RM10WYT
Characters from Oh, Mr. Porter!
Morecambe & Wise
Laurel & Hardy
www.buggleskellystation.com


Go Digital
RAILWAY MODELLER
Now includes access to the full set of Railway Modeller back issues!
Works on your PC, Mac, laptop, iPhone, iPad, Kindle Fire and Android devices.
Same content as the magazine
Great space saving solution
Download/view on the day of publication – no more waiting for the postman
Never miss an issue – even when you're away from home
View every issue since Oct 1949
www.peco-uk.com
Subscribe Today! only £34.99 per year
Just follow the link:
https://peco-uk.com/pages/publications-digital-editions
or scan this QR code


Sharge UK
OO GAUGE TRACK CLEANING TANKERS
Would you like to be able to switch on your layout and your trains run instantly?
Well with a Sharge UK 'OO' track cleaning tanker you can. It does exactly what it says, cleans your track without any hassle. It has the advantage of cleaning under tunnels and hard to get at areas too. Easy to use.
Try one today, at a cost of £117.50 think of all the time it will save you.
• Each unit individually made in Scotland
• Leak proof valve & filler cap
• Will work in any direction • Controllable drip rate
• Bogies are fitted with NEM pockets
• Pads don't drag on points
• Available in White, Blue, Green and Black
Comes with needle & syringe for easy filling, plus allen key and enough material for 5 pads.
MAKES A PERFECT GIFT, but please remember it does need cleaning fluid to work.
Available only from Sharge UK. We don't supply anyone else.
Tel: 07855 280605
www.model-trainstrack-cleaner.co.uk

ORGANISED BY THE 7TH/12TH CROYDON SCOUT GROUP

PROCEEDS TO LOCAL CHARITIES

SOUTH CROYDON MODEL RAILWAY SHOW!

All aboard for a day of miniature marvels! Explore an exciting range of model railway layouts in 'N', 'HO', 'OO', 'EM', 'On30' and 'O' gauges, browse the second-hand stall, and check out our trade support. There's plenty to keep the kids entertained with fun activities, plus tasty refreshments to purchase!

Saturday
13 September, 2025

10:00AM - 4:00PM

St Paul's URC, Croham Park Ave, South Croydon, CR2 7HF

£6	£3	£15
Adults	Children (U16)	Family (2+2)

Buses (64 & 433) stop right outside the venue, and Lloyd Park tram stop is a 7-min walk. Free parking is available nearby, with South Croydon station a 12-min walk away.

www.stpaulsurc.org.uk 07956 520959 tinkerscorner@aol.com

RON LINES



* Hornby
* Bachmann
* Graham Farish
* Peco
* Expo Tools
* Electrical Components



Large stocks of pre-owned railways, a selection of which is on our website.

We also purchase your unwanted railways, whether it's a single item or collection, anything considered.

Whether you're a novice or an expert
We are always happy to help!

So why not visit us today or give us a ring!

Tel: 02380 772 681 www.ronlines.com

342 Shirley Road, Southampton, SO15 3HJ.

Open Mon - Sat 11am - 4pm

Illustrated Catalogues Inc. Post
OO, 009 (1/76th).....£7 in colour
N (1/148th).....£6 in colour
O (1/43rd).....£5.50 in colour
TT Available

LANGLEY MODELS

Mail Order By Return P+P £4.90 Unpainted metal kits – glue with epoxy glue (£7) Trade/Shops Welcome

166 Three Bridges Road, Crawley, Sussex RH10 1LE
Tel: 01293 516329 www.langleymodels.co.uk



OO SCALE
Wide Lock Gates £29.30
Narrow Lock Gates £23.60
72ft Narrowboats From £41.55; 9 available
Taxi Boat £22.35, Swans & Ducks £6.25
Lifebelt & Stands £5.90
Loads of other kits in our catalogue/website.



8 assorted Walking Women	£8.20	Painted War Memorial	£13.05
8 assorted Walking Men	£8.20	Painted Gardeners (4 figs and equipment)	£15.90
4 Lineside Men digging,bolt greaser bolt tightener pair	£5.50	Painted Blacksmith and equipment	£47.90
4 Lineside men set 2 3 track straighteners + pickaxe	£5.50	Painted 4 Soldiers Marching	£12.10
4 Seated lying down drunks	£5.50	Painted 1 Officer for Above	£3.40
4 drunks/wino's dancing, pukeing, peeing and sleeping	£5.50	Painted 1 Mounted Officer	£6.85
6 1950's Station figs guards fat controller porter etc	£7.20	Painted 6 Sitting Figures	£17.35
6 ass Gravediggers. Pick, shovel and lamp holders	£7.20	Painted 6 x Standing Figures set 1	£17.35
Canadian Canoe and 2 paddling figs	£7.85	Painted 6 Standing Figures set 2	£17.35
Canadian Canoe padding and resting figure	£7.85	Painted 6 x Standing figues set 3	£17.35
3 Deep-sea Divers, 2 helpers, compressor	£7.70	Painted Punch & Judy Tent and Figures	£20.50
3 x Kids/ R.C. Toys, 1 adult launching plane	£7.20	Painted 4 Sheep	£8.95
6 kids, 4 with skateboards, 2 rollerskates	£7.20	Painted Shepherd, Sheepdog and 4 Ass Sheep	£14.10
1 x Windsurfer and figure	£5.90	Painted Single River Punt	£6.25
3 Surfers, 2 surfing one waxing board	£7.20	Painted Funeral Scene	£14.90
4 Hunting figs & 2 'gun dogs' with pheasant	£7.20	Painted 6 Assorted Dogs	£10.20
6 Assorted People with Umbrellas	£7.30	Painted Newspaper vendor and paper box	£7.70
8 Assorted Ambulance/Paramedics	£8.65	Painted 2 Freisan Cows (patched brown/white	£8.95
2 Assorted Mobility Scooters and Figs	£7.55	Painted 2 x Highland Cattle	£9.50
Council/Municipal Figure and rubbish cart	£5.80	Painted White Wedding scene (8 figs)	£26.10
Cider/Fruit Press Figure and demijohns	£7.20	Painted 8 Closed Sacks (dry goods flouretc)	£10.20
C.C.T.V. Cameras (3 wall and 1 post mounted)	£6.00	Painted 6 x Working Action figures set1	£17.35
5 Policemen in various positions	£6.25	Painted 6 x working figures set 2	£17.35
Assorted Agricultural Tools & Equipment	£5.25	Painted Wharfside Figures	£17.35
Ass Industrial Tools & Equipment	£5.25	Painted 2 Wooden Barrels Weathered	£6.10
Platform Machines (tickets chocolate weighing scales)	£7.20	Painted Lifebelts and Stands	£11.00



Crazy Golf Set £17.90
Seats and sitting figures £4.30
N Scale



Hansom Cab	£5.60	Painted Loading Gauge	£6.85
Gypsy caravan, horse & figures	£12.80	Painted 2 x Station Seats with 2 figures	£6.85
Morris Commercial Van 1 ton 1950's	£7.35	Painted Yard Crane	£9.30
Shand Mason horse drawn fire engine	£12.80	Painted Crossing Gates (4)	£10.90
Leyland Beaver flatbed lorry 1949-70's	£10.55	Painted Single Crossing Gates (2)	£8.70
Leyland Beaver 3 way Tipper 1949-70's	£10.80	Painted Telephone box x 1	£5.60
Coal cart – horse drawn	£7.60	Painted Pillar Boxes 2 off	£5.60
Brewery Dray – horse drawn	£7.85	Painted Single head Traffic Light x 4	£8.90
Railway Delivery lorry 5 ton 2 horse	£7.85	Painted Twin head Traffic Light x 4	£9.00
Ruston Bucyrus19RB face shovel '37-55	£19.95	Painted Police Telephone box	£6.85
19-RB dragline/clam bucket/demo '37-55	£29.65	Painted AA Box	£6.85
AEC Mercury Tractor & low loader 50's	£12.05	Painted Bus Shelter and Bus Stop	£9.65
AEC Mercury tractor & flatbed trailer 50's	£10.55	Painted 5 Ass Farm Figures	£13.40
AEC Mercury 3 way Tipper 1950's	£10.80	Painted Ballast Boxes (two wooden boxes)	£7.05
AEC Marshall/Mammoth Major flatbed	£10.80	Painted trackside relay boxes	£6.95
Leyland Beaver & low loader 1947	£12.05	Painted War Memorial	£7.85
22-RB Face Shovel Crane 55 onwards	£20.10	Painted 2 Plain Horses (unharnessed)	£7.70
22-RB Dragline/Demolition Crane '55 on	£29.65	Painted Loco Crew	£5.15
22-RB Lattice Crane & Fly Jib '55 on	£31.30	Painted Swans & Ducks x 4 each	£8.30
225hp Bulldozer Circ 1960's	£15.90	Painted Waterfowl 10 x Swans, ducks, geese	£10.45
Preistman Hydraulic Excavator	£19.95	Painted Washing Line & Figure	£9.10
Barber Green Agregate Loader	£16.85	Painted Wild Animals	£9.00
Austin LD Ambulance	£8.30	Painted Assorted Seagulls x 8	£8.45

Peter's Spares

MODEL RAILWAYS LTD

EST 2009

OVER 14,000 DIFFERENT ITEMS IN STOCK



* New & Used Hornby Spare Parts
* Our own spare parts made in China
* Locomotives and Rolling Stock
* Plastic Kits, Paints, Tools & Glues
* Digital Decoders & Controllers
* Locomotive Detailing parts
* Mega Steam Smoke Fluid
* Tracks & Train Sets
* Repair Specialists
* Mail Order
* We have it all at Peters Spares

NEED HORNBY SPARES?

Talk to Peter's Spares – over 4000 different Hornby and Dapol Spares in stock

Pre-Order your Accurascale, Bachmann, Dapol, EFE Rail, Graham Farish & Hornby Rapido Trains with us

DON'T FORGET WE SELL:
Locomotives, Rolling Stock, Scenics and much more!

BACHMANN BRANCH-LINE
HORNBY

NEW & USED MODEL RAILWAYS
Specialists in Model Trains since 1994 – Servicing, Repairs & DCC Decoder Fitting
2J Brighouse Business Village, Riverside Park, Middlesbrough, Cleveland TS2 1RT

PECO
GRAHAM FARISH by BACHMANN
dapol

Tel: 01642 909794
Open Mon-Sat 10am-5pm
Web: www.petersspares.com
Email: sales@petersspares.com

HELJAN
GAUGEMASTER

8A, Sapper Jordan Rossi Park
Otley Road, Baildon
West Yorkshire
BD17 7AX

1950 - 2025
CELEBRATING 75 YEARS OF
FRIZINGHALL MODELS & RAILWAYS
THE MODELLER'S CHOICE

Tel: 01274 747447
WWW.MODELRAILSHOP.CO.UK
Email: shop@fmrdirect.co.uk

SUMMER SALE – BIG REDUCTIONS

SEE MORE AT: WWW.MODELRAILSHOP.CO.UK

Code	Description	RRP	Now
8656	Heljan Class 86 BR Blue 86034 Double Arrow FYE	199.95	120.00
924501	Rapido APT-E Train Pack - DCC Sound Fitted	479.95	375.00
31-490	Bachmann Class 410 4-BEP 4-Car EMU BR (SR) Green	499.95	350.00
31-496	Bachmann Class 158 2-Car DMU 158761 BR Prov Exp	329.95	235.00
31-496SF	Bachmann Class 158 2-Car DMU 158761 BR Prov Exp	429.95	310.00
31-502ASF	Bachmann Class 158 2-Car DMU 158901 BR WYPTEMetro	429.95	310.00
31-511ASF	Bachmann Class 158 2-Car DMU Arriva Wales Rev'd	429.95	310.00
31-520	Bachmann Class 159 3 Car DMU 159013 BR Network S/E	379.95	240.00
32-510	Bachmann BR Std 5MT King Leodegrance Lined Black E/C	194.99	140.00
32-612A	Bachmann Class 90 90041 Freightliner Green	229.95	165.00
32-614	Bachmann Class 90 90019 Penny Black Rail Exp Systems	229.95	165.00
32-620	Bachmann Class 90 90048 Freightliner Grey [W]	229.95	165.00
32-852B	Bachmann BR Standard 9F & Tender 92010 BR Bl Early	229.95	165.00
32-852BSF	Bachmann BR Std 9F & BR1F Tender 92010 BR BL Early	329.95	235.00
32-859BSF	Bachmann BR Standard 9F & Tender 92184 BR BL Late	329.95	235.00
32-861A	Bachmann BR Std 9F& BR1G Tender 92090 Black LC	229.95	165.00
32-861ASF	Bachmann BR 9F& BR1G Tender 92090 Black LC	329.95	235.00
32-875A	Bachmann LMS Fairburn Tank 2245 LMS Black (Original)	169.99	125.00
35-302	Bachmann Class 37/0 Split H/code D6710 BR Green LC	249.95	180.00
35-306	Bachmann Class 37/0 Centre H/c D6829 BR Green SYP	249.95	180.00
35-307	Bachmann 37/0 Centre H/code Br Int Freight Assoc	249.95	180.00
35-310	Bachmann Class 37/0 Centre Headcode Colas Rail	249.95	180.00
35-310SFX	Bachmann Class 37/0 Centre Headcode Colas Rail	379.95	270.00
35-337SFX	Bachmann Class 37/4 Refurb 37423 Sir M Morrison	374.95	265.00

Code	Description	RRP	Now
35-412	Bachmann Class 47/7 Lady Diana Spencer BR S/Rail	239.95	170.00
35-414	Bachmann Class 47/4 47435 BR Blue	239.95	170.00
35-415SFX	Bachmann Class 47/7 Greyfriar Bobby Blue Lg Logo	369.95	265.00
35-419	Bachmann Class 47/3 Tinsley Traction Depot BR RF	239.95	165.00
35-430	Bachmann Class 47/3 47376 Freightliner 1995 Grey W	254.95	180.00
35-430SF	Bachmann Class 47/3 47376 Freightliner 1995 Grey W	354.95	250.00
35-430SFX	Bachmann 47/3 47376 Freightliner 1995 Grey W	384.95	275.00
39-735ADC	Bachmann BR Mk2F DBSO (Refurb.) BR I/c (Swallow)	149.95	105.00
39-736DC	Bachmann BR Mk2F DBSO (Refurbished) Anglia	149.95	105.00
E83025	EFE Class 143 2-Car DMU 143622 BR Tyne & Wear PTE	249.95	185.00
E86015	EFE L SWR Cross Country 3-Coach Pack BR (SR) Green	224.95	165.00
R30011	Hornby ScotRail, Class 153, 153377 - Era 11	152.49	115.00
R30045	Hornby Colas Rail Class 47 Co-Co 47749 City of Truro	96.99	79.00
R30098	Hornby GWR, Class 43 HST 'Castle' Train Pack - Era 11	362.99	275.00
R30099	Hornby East Coast Trains, Class 43 HST Train Pack E 10	362.99	275.00
R30156	Hornby BR, Class 60, Co-Co, 60001 Steadfast - Era 8	223.99	150.00
R30157	Hornby BR, Class 60 Co-Co 60002 Capability Brown	223.99	150.00
R3716	Hornby BR MN 4-6-2 35022 Holland America Line	229.99	160.00
R3830	Hornby BR, Thompson Class A2/2 60501 Cock' North	229.99	165.00
R3980	Hornby BR Class W1 Hush Hush Streamlined 60700	254.99	195.00
R3999X	Hornby LMS Princess Royal 4-6-2 Victoria flickering f/b	259.99	175.00
391-125SF	OO9 Hunslet 0-4-0ST Blanche Penrhyn Lined Black E	289.95	210.00
MT2001	OO9 Minitrains Contractor Loco Black	127.50	100.00
MT2051	OO9 Minitrains Plymouth Black Chassis & Green	134.75	100.00

We Buy Model Railway Items/Collections - Part Exchange or Cash
Servicing & Repairs - DCC Sound Fitting - DCC Decoder Fitting - Weathering - Buying Advice
OFFICIAL STOCKIST SOUND FILES SUPPLIED BY YOUCHOOS & DIGITRAINS
FREE POSTAGE over £225 (UK mainland only)
See more at WWW.MODELRAILSHOP.CO.UK
OPENING HOURS: MONDAY to SATURDAY 10.00 - 4.30

WANTED

Model Railway & Collectables

We buy all makes, all gauges, live steam, aeroplane kits, boats, tanks, radio controlled, die cast and more.

Top prices paid for your models
Swift payment made on collection

LITTLEWORTH MODELS

1. Contact us for a valuation
2. We make an offer
3. Bring, send or collect
4. Payment made

01778 594604 or **07578 708785**
contact@littleworthmodels.co.uk

Find out more and get a **FREE valuation** at
www.littleworthmodels.co.uk

Est. 2007 18+ years trading in collectables
Collection made in person from across the UK
We carefully dismantle your displays for you
Honest valuations and fair offers given

Littleworth Models • 26a Meadowgate • Bourne • Lincolnshire • PE10 9EZ • United Kingdom

Rheilffordd Llyn Tegid — Bala Lake Railway



Model Railway Show 2025

Saturday 20th and Sunday 21st September, 10.00 - 16.00

Ysgol Godre'r Berwyn - Bala School, Ffrydan Rd., Bala, Gwynedd LL23 7RU

25+ Layouts Standard & Narrow Gauge Live Steam

BACHMANN COLLECTORS CLUB



Trade and Society Stands Refreshments Free Parking
Adult £7 Concession £6 Child £2 (1 child free per adult)
Vintage Bus connection to Lake Railway: trains on Sat & Sun
All dogs are welcome at the Railway. Only Guide Dogs are allowed at the School.



01678 540666
www.bala-lake-railway.co.uk

INVICTA MODEL RAIL
www.invictamodelrail.com







Invicta Model Rail Ltd,
130 Station Road, Sidcup, Kent DA15 7AB
Tel: 0208 302 7774

native lighting

15% READERS DISCOUNT
Use code: Rail15





We have the right light for you!

Do you need a lighting solution that improves visibility and ease of use? Find the perfect light or magnifier for your model-making needs at **www.native-lighting.com**



Follow us on:

Quality Finescale O Gauge RTR

Some of our range of locomotives and rolling stock

www.minervamodelrailways.co.uk

Email: sales@minervamodelrailways.co.uk | Tel: (UK) 02920 531246



SR USA 0-6-0 tank – In stock
£390 DC, £445 DCC, £525 Sound



GW 56xx, 5 liveries
£360 DC, DCC, £505 DCC sound



GWR N32 Coal wagons
S C livery now available
£62.50-£67.50

MINERVA MODEL RAILWAYS



GW/BR Siphon Gs
6 liveries
Al £190 each



BR Class 14 DH
£305 DC £440 DCC sound



GW 8750/57xx/Riveted tank 0-6-0
£265 DC, £335 DCC, £405 DCC sound

Postage extra for all models
Check our website or Facebook pages for news and updates on future models

Fully tested and guaranteed for 5 years

MORLEY CONTROLLERS

60 Years BTVR ESTABLISHED 1959

EXPERIENCE THE ULTIMATE IN CONTROLLER TECHNOLOGY

VORTRAK ZERO TEN

- 2 x 5mtr hand held controllers
- OO/HO/N/OO9 gauge (1 amp per track)
- 2 x 12V DC accessories
- Four track

£174.90
FREE POSTAGE



VORTRAK ZERO TEN 'CRAWLER'

- Perfect companion for all the small shunter type locomotives being manufactured
- Slowest speeds ever plus all the benefits of the Vortrak Zero Ten

Our controllers do not have any type of feedback, inertia or PWM therefore fully suitable for coreless motors.

CDU FOR POINT MOTORS ON-BOARD

Each controller has state-of-the-art design, offering very best performance capability. Slow and fast speeds are superb. Internal seperate transformer for each track from 220/240 AC mains.

SAFE & SECURE CHECKOUT · VISA · MasterCard · Square

www.morleycontrollers.com
jet@morleycontrollers.com ☎ 01704 533 116
PO Box 501, Southport, PR9 9ZL

Made in the UK

BURE VALLEY MODELS www.burevalleymodels.com

HORNBY

R30086	Railroad Plus BR Peppercorn A1 60103 Tornado'	£125.00
R30140	BR M7 Class 30244	£169.00
R30350SS	LNER P2 Earl Marischal with Steam Generator	£225.00
R30358	BR Early Class B1 61379 Mayflower	£190.00
R30360	BR Thompson Class L1 E9011 Green	£150.00
R30361	BR Thompson Class L1 67735 Black	£150.00
R30362	BR Early Britannia 70001 Lord Hurcomb	£190.00
R30363	GWR Class 6000 King Stephen	£180.00
R30364	BR Class 6009 King Charles II	£180.00
R30376	RailRoad GWR 'County of Merioneth' Train Pack	£144.00
R30377	RailRoad MR Class 4P Compound Train Pack	£144.00
R30388	S&DR 200th Anniversary Locomotion No 1 1925	£148.00
R30422	Dublo LNER A4 Dominion of New Zealand 4492	£275.00
R30433	RailRoad BR Late B17 Darlington 61652	£116.00
R30445	Birth of Railways 200 Pack Locomotion Rocket Lion	£320.00
R3731	BR H Class 31177	£128.00
R3734	LNER J36 Class 65235 Gough	£150.00
R3735	ROD J36 Class, 0-6-0, 5662	£150.00
R3763	SR H Class 1552	£128.00
R3859	BR Class J36 65330 Ltd Edn	£150.00
R3963	Greater Anglia Class 755/3 Flirt 3 Car Pack	£320.00
R3963A	Greater Anglia Class 755/3 Flirt 3 Car Train Pack	£320.00
R3974	LNER Thompson Class A2/3 511 Airborne	£190.00
R3977	BR Thompson Class A2/2 60502 Earl Marischal	£210.00

BACHMANN

31-741A	MR 1532 (1P) Tank 1370 LMS Black	£140.00
31-741B	MR 1532 (1P) Tank 1295 LMS Black	£140.00
31-742A	MR 1532 (1P) Tank 58051 BR L/Black Early	£140.00
31-742B	MR 1532 (1P) Tank 58056 BR L/Black Early	£140.00
31-743	MR 1532 (1P) Tank 58066 BR L/Black British Railways	£140.00
31-743A	MR 1532 (1P) Tank 58040 BR L/Black British Railways	£140.00
32-002B	GWR 49XX Hall 4953 Pitchford Hall BR Lined Black Early	£152.00
32-004A	GWR 49XX Hall 5900 Hinderton Hall GWR Lined Green	£152.00
32-008	GWR 49XX Hall 4936 Kinlet Hall BR Lined Green Late	£152.00
32-084A	GWR 56XX Tank 5684 GWR Green (GWR)	£112.00
32-085A	GWR 56XX Tank 6619 BR Black Early	£112.00
32-137B	GWR 4575 Prairie Tank 4584 BR Black Early	£128.00
32-141	GWR 4575 Prairie Tank 5542 GWR Green Shirtbutton	£128.00
32-198	GWR 8750 Pannier Tank 3650 GWR Green Shirtbutton	£99.50
32-204A	GWR 8750 Pannier Tank 8791 GWR Green Great Western	£99.50
32-205B	GWR 8750 Pannier Tank 9600 BR Lined Black Early	£99.50
32-215A	GWR 57XX Pannier Tank 7752 GWR Green (GWR)	£99.50
32-227C	LMS Fowler 3F (Jinty) 16564 LMS Black	£108.00
32-231B	LMS Fowler 3F (Jinty) 47406 BR Black Early	£108.00
32-232A	LMS Fowler 3F (Jinty) 47298 BR Black Late	£108.00
32-510	BR Std 5MT 73118 King Leodegrance Black Early	£156.00
35-026A	GWR 94XX Pannier Tank 9481 BR Black Early	£132.00
35-027A	GWR 94XX Pannier Tank 9463 BR Black Late	£132.00
391-135K	OO9 Hunslet Linda Ffestiniog Railway Midnight Blue	£195.00

HORNBY · GAUGEMASTER · BACHMANN BRANCH-LINE · PECO

Shop open 7 days a week 9am to 16.30pm
Aylsham Station, Norwich Road, Aylsham, Norfolk, NR11 6BW
01263 733858 shop@bvrw.co.uk
Postage £5.00 per order to UK destinations. All major credit cards accepted
NB: Cheques made payable to Bure Valley Railway

SEPTEMBER 13-14 TH | SATURDAY 13TH, 10AM - 5PM
SUNDAY 14TH, 10AM - 4PM

Swansea Model Railway Exhibition 2025

• LAYOUTS • TRADERS • DEMOS • SOCIETIES •



ADULTS - £10.00
CHILDREN - £1.00
CHILDREN UNDER THE AGE OF 16 MUST BE ACCOMPANIED BY AN ADULT

LC SWANSEA
OYSTERMOUTH RD
SA1 3ST

SPONSORED BY
OXFORD DIECAST
& RAY HEARD

FOR MORE INFORMATION VISIT SRMG.ORG.UK/2025-SHOW

PHOENIX PRECISION

The Following kits are currently in stock.

Kirk L.N.E.R. Coaches single coaches £30.00 each
Some twin sets are currently available in limited quantities priced at £58.00/set.
See the website (www.phoenix-paints.co.uk/products/lner-coaches) or 'phone for details
The rest of the single coaches together wih the remaining artic sets will follow later this year

METRO MODELS

The Metro Models Sub-Surface stock should be available by the beginning of September.
This consists of the CO-CP stock, R stock, A60/62 Metropolitan line stock, C69/77 Circle line stock and the D78 District line stock.
Kits will consist of a 3d printed body, 3d printed floorpan/interior, whitemetal or resin trucks, brass handrail wire and glazing material. Pricing is expected to be about £70.00 for a single Dummy car and between £100 and £110 for a motorised car.

RADLEY MODELS

Various parts of the Radley Models Range are now almost ready for reintroduction.
These include the Acton Wheel Carrier, the 1935 Streamlined unit, District E stock, District H Stock, District F stock, Acton Shuttle , Acton Shunter, Metropolitan Camel Back and BTH locomotives and some of the 'standard' tube stock.
Kits will consist of either a resin body and floor with resin or whitemetal trucks, wire and glazing or a multimedia kit consisting or resin body with a whitemetal or 3d printed floor and resin or whitemetal trucks, wire and Glazing.
See www.phoenix-paints.co.uk/products/tube-stock for further details

Meet us in Person at

Gauge 'O' Guildex - 6/7th September 2025, Bingley Hall, Stafford Showground, ST18 0BD.
Mid Essex MRC - 20th September 2025, Bishops Hill College, Rayleigh Road, CM13 1BD.
Please be aware that we will only be taking a small stand to both shows - DO NOT assume that we will have what you want. PLEASE ORDER ALL PAINT

Visit our online shop at www.phoenix-paints.co.uk
Phoenix Precision Paints Ltd.
sales@phoenix-paints.co.uk **01268 730549**
Opening Hours- Mon, Tues, Thurs & Fri 10.00 - 16.00 Closed Wed, Sat, Sun & Bank Holidays

THE MODEL RAILWAY SHOP
www.themodelrailwayshop.co.uk

FOR ALL YOUR MODELLING NEEDS

THE MODEL RAILWAY SHOP • UNDERLEYS • BEER • NR SEATON • DEVON • EX12 3NA
Email help@themodelrailwayshop.co.uk Call 01297 306035 to order or discuss your requirements Online at www.themodelrailwayshop.co.uk

PECO TRACK

BULLHEAD

SLU 1180 ..... £61.10
SLU1188 ..... £35 75
SLU1189 ..... £35.75
S;LU1190 ..... £64.90
SLU1194 ..... £26.80
SLU 1195 ..... £25.40
SLU 1196 ..... £25.40
SLU 1198 ..... £39.00

CODE 100 INSUL/ ELECTROFROG

SL 100 BOX OF 25 YDS ..... £105 / £4.50EA
SL 80 ..... £42.80
SL86 ..... £18.25
SL87 ..... £18.25
SL88 ..... £17.45
SL89 ..... £17.45
SL90 ..... £47.25
SL91 ..... £14.20
SL92` £14.20
SL93 ..... £12.00
SL94 ..... £14.95
SL95 ..... £15.50
SL96 ..... £15.50
SL97 ..... £13.25
SL98 ..... £13.25
SL99 ..... £35.95

SETRACK 00

ST240 ..... £14.95
ST241 ..... £14.95
ST244 ..... £19.95
ST245 ..... £19.95
ST247 ..... £14.75
ST250 ..... £14.50

O GAUGE POINTS

SLE 786BH £75.00
SLE787BH £75.00
SLE790BH £125.90
SLE791BH £63.20
SLE792BH £63.20
SLE794BH £64.75
SLE797BH £54.90
STU 750 ..... £56.20
STU 751 ..... £56,20
ST700 £8.00/BOX £63.50
ST 725 £8.75/ BOX £69.50
SL700BH £9.25 EA /BOX £110

N GAUGE SETRACK

ST5 ..... £11.65
ST6 ..... £11.65
ST44 ..... £19.40
ST45 ..... £19.40
ST50 ..... £13.50
ST51 ..... £13.50

N GAUGE CODE 80

SL300 BOX OF 25 ..... £96/EACH £4
SLE 386 ..... £15.50
SLE 387 ..... £15.50
SLE 388 ..... £15.50
SLE 389 ..... £15.50
SLE 391 ..... £13.80
SLE 392 ..... £13.80
SLE 393 ..... £13.85
SLE 394 ..... £13.85
SLE 395 ..... £14.75
SLE 396 ..... £14.75
SLE 397 ..... £13.95

FINESCALE CODE 55

SL/E380 ..... £51.90
SLE383 ..... £85.99
SLE386 ..... £16.25
SLE387 ..... £16.25
SLE388 ..... £16.25
SLE389 ..... £16.25
SL/E390 ..... £53.50
SLE391 ..... £13.85
SLE392 ..... £13.85
SLE393 ..... £13.80
SL/E394 ..... £15.20
SLU 395 ..... £14.75
SLU 396 ..... £14.75
SLE 397 ..... £13.95
SLE 399 ..... £40.65



DAPOL O GAUGE

14 TON PETROL TANKERS

7F-058 / 59 ..... £44.50
7F 063 / 062 anchor mounted £46.50
7F 064 45T TTA £74.00

BRAKE VANS

7F 100 Southern Brake vans £60.00
7F 200 BR/LNER brake vans £71.50
7F 300 BR/GWR brake vans £79.95

PLANK WAGONS

5 /7 /8 plank wagons £38.50

BOGIE BOLSTER / TURBOT £59.00

CONFLATS

Container £54.00
Without container £39.00

VANS

12t /meat/insulated £43.50

VEA/VANWIDE £49.50

HELJAN O GAUGE WAGONS

35t tanks £76.00
Dogfish/catfish £85.00

DAPOL O GAUGE

DAPOL O GAUGE

Terriers 4 liveries £205
14xx and panniers £195
Lionheart Panniers £295
LMS & BR Jinty £191.25
Sentinel 0-4-0 ..... £150
Southern B 4 ..... £190
Class 08 ..... £210
B R standard Cl 3 ..... £495
Various liveries J94 ..... £225

COACHES

B R mk1 blue/grey, maroon, green & chocolate/cream £169
Autocoach various £210
Heljan track inspection coach £259
Suburban B Set (2 coaches) £375
Stroudley 4 wheel coaches £95

OXFORD HORNBY DAPOL PECO

HELJAN O GAUGE

Class 05 ..... £295
Class 17 ..... £375
Class 20 ..... £499
Class 26/27 ..... £425
Class 31 ..... £439
Class 33 ..... £435
Class 37 split box £565
Class 37 centre £395
Class 40 ..... £445
Class 45 ..... £495
Class 47 ..... £569
Class 50 ..... £499
Class 56 ..... £499
Class 60 ..... £599
Class 73 ..... £595
Class 55 Deltic £495
R H 0-4-0 ..... £165

Dogfish & Catfish £85
2 or more purchased – post paid

NEW DAPOL VANS ALL £43.50

LMS BR brown LMS brown or grey
GW12T VAN
GREY123254/123522 /112788 PARTO/BR bauxite
FRUIT A GW 134412/ BR bauxite
GW MOGO GREY 126342 /126336
SR VAN BROWN 48977/ S49091 parto



Free Delivery over £150

THIS MONTH IN CM



CONTINENTAL MODELLER
Digital Only Edition

For your PC, Mac, laptop, iPhone, iPad or other Android device including Kindle Fire.

Subscribe Today!

Free trial before you buy!

Just follow this link:
www.pecopublications.co.uk /digital-only-subscription.html

- **Same content as the magazine including the adverts**
- **Access back issues from January 2011 onwards**
- **Great space saving solution**
- **Download/view on the day of publication – no more waiting for the postman**
- **Never miss an issue – even when you're away from home**



ONLY £39.99 a year

Technical Advice Bureau
Peco Publications & Publicity Ltd,
Beer, Devon EX12 3NA, England
Tel: 01297 21542

S&DR FRINGE

A great two day event for all railway modellers with something for everyone

200 Years of Train Travel Since 1825

The Gauge O Guild

GUILDEX
Stafford 2025
6-7 September

Saturday 9.30-17.00 Sunday 9.30-16.00


Selby. *Photo by Steve Robinson*

Bingley Hall, Stafford Showground, Weston Road ST18 0BD

Advance tickets:
One day: Members £15 Public £20
Two day: Members £20 Public £25
All children under 16 yrs £1.00

PLENTY OF FREE PARKING
BUS TRANSFERS FROM THE RAIL STATION

O gauge layouts • Demonstrators • Society stands • Test tracks
•Trade stands • Competition and Seminars

The biggest annual event in O gauge

buy tickets online: https://www.gaugeoguild.com/onlinesales/ticketsales.aspx

The Scalefour Society
present:



Scaleforum 2025
an exhibition of the best in 4mm finescale railway modelling.

The Cressex Community School, Holmer Lane
High Wycombe, HP12 4UD
what three words: chat.range.churn
Saturday 20 September 2024 10.30 to 17.30
Sunday 21 September 2024 10.00 to 16.30
Entry: £12, society members £10
see www.scalefour.org for details

Layouts - Demonstrations - Traders

Image: Mostyn, by the Barrowmore Model Railway Group

THE E.M. GAUGE SOCIETY

EM

1955 2025

70TH ANNIVERSARY

ANNIVERSARY 70 YEARS 2025

expoEM Summer

A showcase of the best in 4mm Railway Modelling

KETTLETHORPE HIGH SCHOOL
Standbridge Lane, Sandal, Wakefield, WF2 7EL

Saturday 30th August 2025 10.30am to 5.00pm
Sunday 31st August 2025 10.00am to 4.00pm

Layouts include:

Barnard Castle (EM) • Chop Gate (EM)
Elidir (009 Guest Layout) • Halifax King Cross (P4)
Hartley Bank Screens (EM) • Merthyr Riverside (EM)
Minories (EM) • Orfe Quay (EM)
Steeple Bumpleigh (EM) • Swan Street (EM)
The Wantage Tramway (P4)

Whether you model in OO, EM or P4 there will be inspirational layouts, 'show you how' demonstrations by some of our leading modellers and a varied range of specialist traders. Plus our very own trade stand and members' sales

2 day visitor ticket £11.00 Members £9.00

(your ticket is valid for both days)

Accompanied Children under 14 – free!



Wantage Tramway
Photo Robin Gay

An event not to be missed!

Within easy reach of M1 exit J39 and Wakefield Railway Stations. On-site parking at venue. SatNav: WF2 7EL.

For details see **www.emgs.org**
or contact **exposummer@emgs.org**

LEVEL ACCESS

ONE OF THE LEADING SHOWS DEDICATED TO ALL THINGS N GAUGE

THE INTERNATIONAL N GAUGE SHOW

THE SHOW FOR THE RAILWAY MODELLER

SATURDAY 13th & SUNDAY 14th SEPTEMBER 2025

Saturday 10am – 5pm **Sunday** 10am – 4pm

WARWICKSHIRE EVENT CENTRE







Over **25 layouts** on show... Modern, Steam, American, and Continental
...the best of N Gauge.



See major manufacturers & nearly **40 specialist suppliers** showcasing the latest models & products in one place.

Tickets can be purchased in advance via our website.

£14.50 Adult
£13.00 Senior Citizen (65+ yrs)
£6.00 Child (5-14 yrs)

Tickets will be available to purchase on the day of your visit also from the ticket office.

Meridienne Exhibitions cannot process any telephone bookings. If you have event specific enquiries, please call 01926 614101.

Please make sure you visit our website for the latest information prior to your visit.

Meridienne Exhibitions LTD

Exhibition Link Bus on Saturday 13th only
Please see our website for full details.

www.ngaugeshow.co.uk

WARLEY MODEL RAILWAY CLUB
FOUNDED 1966

WARLEY MODEL RAILWAY CLUB

IN CONJUNCTION WITH

THE STATFOLD NARROW GAUGE MUSEUM TRUST

STATFOLD COUNTRY PARK

WARLEY AT STATFOLD MODEL RAILWAY SHOW

Statfold Country Park off the B5493 (M42 Jct 11) Tamworth, Staffordshire

Saturday 11 & Sunday 12 October 2025

33 top class Layouts from gauges Nm to O



60 Trade, Society, and Tech Zone exhibitors



Historic Narrow Gauge Museum to explore



Unlimited free train rides on Statfold's two NG lines



Pre-booked tickets*

Adult	£17.50
Child/Senior	£15.00
Carer	£10.00
Family	£57.50

At the gate
(subject to availability on the day)

Adult	£19.50
Child/Senior	£17.00
Carers (pre-notified)	£12.00
Family	£65.50

1000 - 1700 hrs both days
Choice of refreshment outlets on site
Free car parking

Centrepiece Locomotive



Admission includes the Model Railway Show, the Statfold Narrow Gauge Museum, unlimited free train rides, permanent displays, access to the new-this-year National Fairground Museum (token purchase to ride) and selected family attractions.

WARLEY AT STATFOLD MODEL RAILWAY SHOW

With special thanks to our Sponsors

Trains4U Peterborough's model and hobby specialists
SQUIRES Model & Craft Tools
PECO
BACHMANN Europe plc Quality Since 1833

*** Full event details and ticket purchase via –**

www.thewarleyshow.co.uk

(Redirects to the Statfold Country Park secure ticketing site)

RAILWAY MODELLER Go Digital

Now includes access to the full set of Railway Modeller back issues!

Subscribe Today! only £34.99 per year



Works on your PC, Mac, laptop, iPhone, iPad, Kindle Fire and Android devices.

- Same content as the magazine
- Great space saving solution
- Download/view on the day of publication – no more waiting for the postman
- Never miss an issue – even when you're away from home

www.peco-uk.com

Just follow the link:

https://peco-uk.com/pages/publications-digital-editions

or scan this QR code

View every issue since Oct 1949



APPLICATORS • GLUES & ADHESIVES • STATIC GRASS FIBRES
GRASS TUFTS • STORAGE SOLUTIONS • TREE MAKING KITS

PRO-GRASS
LAYERING SYSTEM®

The Pro Grass Layering System from WWScenics is a fully comprehensive and carefully designed static grass scenery system comprising applicators, glues and static grass fibres.

Starter Set
The perfect introduction to the system, contains a PRO-GRASS Micro-Applicator, Basing Glue, Layering Spray, D-Baller Tool and a selection of grasses.



Applicators
Designed to allow the modeller to apply grass fibres with ease and effectiveness. There is an ideal applicator for every area of your layout, whether it be a wide open space or a tight corner. Plus, no power cables to get in the way.



Glues and Adhesives
Our basing glue and layering sprays will help you achieve incredibly realistic landscapes without having to wait for the glue to dry between layers. Also available - Track Ballast Glue and Tree & Bush Foliage Spray.



Static Grass Fibres
A comprehensive range in a choice of realistic finishes and various sizes to suit any layout. Comes in 1000ml or 500ml containers or handy refill bags.



TRUE ORGANIC LOOK

CHOICE OF COLOURS

WWSCENICS

Now distributed to model shops by PECO

FULL DETAILS IN THE NEW WWSCENICS LEAFLET AVAILABLE FROM YOUR LOCAL PECO RETAILER

STAFFORD 2025

Model Railway Exhibition

27th & 28th September

Sat.: 10.00-1700 Sun.:10.00- 16.30

Staffordshire County Showground ST18 0BD

BOOK ONLINE & SAVE!

ADULTS £16 CHILD £5 FAMILY £32



- More than 50 Layouts
- More than 55 Traders, Clubs & Demonstration
- Free Parking
- Free Bus From Stafford Station
- Miniature Train Rides
- Full Catering Facilities

200 Years of Train Travel Since 1825

DISCOUNT TICKETS NOW ONLINE!

ticketebo

SUPPORTED BY:

BRM British Railway Modelling · World of Railways · accurascale · Key Publishing Model World · Featuring Hornby magazine

staffordrailwaycircle.org.uk/exhibitions

Clark RAILWORKS

By Ellis Clark Trains

3 LIVERIES

£325

PER SET OF FOUR

OO GAUGE QUAD ART COACHES

Quad Art Coaches

AVAILABLE NOW



ORDER TODAY

clarkrailworks.com/collections/quad-arts

CLARKRAILWORKS.COM | INFO@ELLISCLARKTRAINS.COM | 01756 701451



Darstaed

Pullman Coaches

FINESCALE RTR O GAUGE

Available Now

Head to ellisclarktrains.co.uk for more information or to order today.

Presented by
Ellis Clark Trains

£399 EACH

£375 EACH WHEN ORDERING 3 OR MORE

Ellis Clark
TRAINS

25 YEARS
EXPERIENCE

Sell Your Collection

TRUST OUR EXPERTS

SCAN TO
ENQUIRE

CUSTOMER FRIENDLY, DOWN TO EARTH APPROACH

ABOUT US

For over a decade, Ellis Clark Trains has been purchasing model railways, die-cast vehicles and railwayana – including some of the largest single-owner collections the market has seen.

We travel widely to value collections but can also make offers based on lists sent to us via email or post. With specialist knowledge of 7mm finescale O gauge as well as Continental and American models, we purchase all scales from all eras.

You'll find us friendly, professional and down-to-earth, and we'll work with you to understand your needs. So give us a call or drop us an email to discuss the next step in finding a new home for your trains.
And in case you're wondering... Albert is the dog.



Contact us today
We'd love to hear from you

info@ellisclarktrains.com | **01756 701451** | ellisclarktrains.com

KJB MODELS

NEW & SECONDHAND MODEL RAILWAY DEALER

The Old Railway Tavern
Station Road, Hensall
Yorkshire DN14 0QJ
TEL: 01977 525861
E: enq@kjbmodels.co.uk

www.kjbmodels.co.uk

HAVE YOU GOT A MODEL RAILWAY COLLECTION TO SELL?

We specialise in lifetime collections

Top prices paid

Fast, friendly service

GET IN TOUCH TODAY!
CALL 01977 525861



You can send us your items, or we can come to you.



WE ARE OPEN

- TUESDAY - FRIDAY: 10:00am - 4:30pm
- SUNDAY: 1:00pm - 4:00pm

- FREE large car park - Family run business -
- We stock ALL the major brands -

IDEAL FOR TRAINSPOTTING...

Next to the railway line with all Drax freight traffic, and 2 mins from the East Coast Mainline

We're opening our factory doors with our new

PECO TOURS

A wonderful insight into how and where your favourite model railway products are manufactured

- 1.5hr guided tour of the three PECO factory units
- Entry to Pecorama with a free train ride
- Lunch onboard Orion our historic Pullman car
- Q&A with PECO senior management
- A unique souvenir wagon (**worth £29.95**)
- 10% discount off PECO products in The Model Railway Shop
- A goodie bag (**worth £12.95**)
- Refreshments throughout the day









Book yours...

Just **£65.00** or **£120.00** for two

www.peco-uk.com/tours

Made in the UK

WE TRAINS.

PECO & Pecorama are in the beautiful village of Beer, on Devon's Jurassic Coast.

SUBSCRIBE TODAY!

SAVE UP TO £129.00!

When you subscribe to the printed edition of **RAILWAY MODELLER**, you will also get FREE access to the **COMPLETE BACK CATALOGUE**, with easy-search benefits of Britain's #1 railway modelling magazine, dating right back to 1949!

WORTH £34.99 PER YEAR



1949 ..... 1959 ..... 1969 ..... 1979 ..... 1989 ..... 1999 ..... 2009 ..... 2019 .....

RAILWAY MODELLER



Photo: Gwyndy Bank, a OO-9 model railway by Callum Willcox.

SUBSCRIBE & SAVE NOW!

Access to the Complete Digital Archive is only available to subscribers of the printed version of Railway Modeller magazine.
Access to all digital content including the Complete Digital Archive is only available while your subscription is active.

BRITAIN'S No.1 MODEL RAILWAY MAGAZINE!

SUBSCRIBE & SAVE!

6 Months £30 UK ONLY
Includes free access to the Digital Edition worth £17.49
SAVE UP TO £26.00

12 Months £50 UK ONLY
Includes free access to the Digital Edition worth £34.99
SAVE UP TO £62.00

24 Months* £95 UK ONLY
Includes free access to the Digital Edition worth £69.98
SAVE UP TO £129.00

RM Subs 08.25

OVERSEAS
12 Months £90 including postage



Plus!

When you subscribe choose from one of these FREE METCALFE OO/HO CARD KITS

STONE PLATFORM SHELTER

SMALL COUNTRY COTTAGE



Made exclusively by METCALFE

OO HO

OO HO

www.pecopublications.co.uk

OR CALL 01297 626 203

Digital archive only available via our website and Exact Editions. The Digital Edition is available for your PC, Mac, tablet or mobile device.

65a

A

Accurascale, Irish Railway Models
www.irishrailwaymodels.com *25a*

AirFramed Bespoke Glass Display Cases
www.airframed.co.uk *39a*

Alphagraphix (M) *39a*

Alton Model Centre **B** *41a*

B

Babbacombe Model Village *45a*

Bachmann ..... *6a, 7a, 8a & 9a*

Peter Bond *38a*

Branchlines (M) *40a*

Buggleskelly *47a*

Bure Valley Models, Aylsham, Norfolk
www.burevalleymodels.com *51a*

Bala Lake Exhibition *50a*

C

Caistor Loco, Lincs **F** *38a*

Cheltenham Model Centre **A** ..... *4a & 5a*

Chivers Finelines *39a*

Church Street Models, Basingstoke
www.churchstreetmodels.co.uk **B** *39a*

Clark Railworks *59a*

C & L Finescale Track Building Systems
www.finescale.org.uk **F** *42a*

C&M Models, Carlisle
www.candmmodels.co.uk **F** *38a*

Compass Miniature Railways *40a*

Connoisseur Models ***www.jimmcgeown.com*** **C** *39a*

Continental Modeller Digital *54a*

D

DCC Train Automation *28a*

Digitrains *21a*

The Double O Gauge Association *38a*

Dundas Models, Fife ***www.dundasmodels.co.uk*** *42a*

Durham Trains of Stanley **F** *40a*

John Dutfield, Chelmsford **B** *41a*

E

East Somerset Models **A** *41a*

Ellis Clark Trains
www.ellisclarktrains.com ..... *60a & 61a*

EM Gauge Society *55a*

Enwins Models *42a*

ESR Electronic Components Ltd, North Shields
www.esr.co.uk *42a*

F

Famous Trains *41a*

Fareham & District *46a*

Features ..... *2a & 3a*

Footplate *27a*

Fox Transfers (M) *47a*

Frizinghall Models & Railways
www.modelrailshop.co.uk *49a*

G

Gaugemaster ***www.gaugemaster.com*** **B** ..... *26a & OBC*

Gauge O Guild *54a*

Golden Valley Hobbies
www.goldenvalleyhobbies.com **B** *40a*

Grandad's Train Shop, Snaith, East Yorkshire
www.grandadstoyshop.co.uk *38a*

H

H & A Models (M) *41a*

Hampshire Models, Basingstoke
www.hampshiremodels.co.uk *43a*

Handem UK *43a*

Harburn Hobbies *30a*

Heljan ***www.heljan.dk*** *24a*

Hereford Model Centre **D** *16a*

The Hobby Goblin, Burslem, Stoke-on-Trent **D** *38a*

Hornby Hobbies *17a*

Howes Models/Railmatch Paints, Kidlington **D** *43a*

I

Invicta Model Rail, Sidcup, Kent **B** *50a*

J

Jacksons Models & Railways *41a*

Junction 20 ..... *38a*

K

KATO *22a*

Keen Systems (M) *41a*

Kernow Model Rail Centre, Camborne
www.kernowmodelrailcentre.com **A** ..... *14a & 15a*

Ian Kirk *41a*

KJB Models *62a*

L

Langley Models **B** *48a*

Lendons of Cardiff ***www.lendons.co.uk*** **C** *40a*

Little Jem Products (M) *40a*

Littleworth Models *49a*

Locomotion Models *29a*

Lord & Butler *43a*

LP Rails *43a*

M

Malc's Models, Ilkeston **D** *40a*

Marcway Models & Hobbies, Sheffield **F** *40a*

Meridienne Exhibition *55a*

Metcalfe Models & Toys (M) ..... *18a & 19a*

Micromotor *44a*

Millennium Models, Morley, Leeds **F** *38a*

Milnsbridge Models *38a*

Minerva Models
www.minervamodelrailways.co.uk *50a*

Modelit Ltd ***www.modelitltd.co.uk*** *44a*

Model Layout Services
www.modellayoutservices.co.uk *38a*

MonkBar Model Shop, York **F** *46a*

Morley Controllers
www.morleycontrollers.com **F** *51a*

N

N Gauge Society *44a*

Narrow Planet *44a*

Native Lighting *50a*

O

Osborn's Models, Bideford
www.osbornsmodels.com **A** *45a*

009 Society *41a*

P

Parr's Lowestoft **E** *38a*

Bob Pearman Books (M) ***pearman-books.com*** **E** *40a*

PECO *31a*

PECO *32a*

PECO *33a*

PECO *34a*

PECO Factory Tours *63a*

PECO Shop *52a*

PECO Tracksetta *45a*

PECO WWScenics *57a*

Pennine Models *53a*

Peters Spares, Middlesbrough **F** *48a*

Phoenix Precision Paints Ltd
www.phoenix-paints.co.uk *52a*

Planet Industrials *44a*

Pooleys Puffers *40a*

R

Rails, Sheffield ***www.railssheffield.co.uk*** **F**
..... *7a, 8a, 9a, & 41a*

Railway Conductor *44a*

Railway Modeller Digital *56a*

Railway Modeller Subscriptions ..... *64a & 65a*

Railway Scenics ***www.railwayscenics.com*** *39a*

The Railway Shop, Blaenavon **C** *39a*

Rapido Trains *20a*

Recreation 21 ***www.rue-d-etropal.com*** *38a*

Revolution Trains *23a*

Rhuddlan Models *40a*

Richardsons, Feltham, Middlesex
www.richardsons-retail.co.uk **B** *39a*

Ron Lines Model Railways, Southampton **B** *48a*

Roxey Mouldings (M) *39a*

S

Scaleforum *54a*

Scalescenes.com *44a*

Scalespeed *39a*

Scale Model Scenery *6a*

Sharge UK *47a*

7mm Narrow Gauge Association *45a*

Signal Box, Anstey **D** *44a*

Signals Model Shop, Somerset **A** *38a*

Simon's Trains, Devon
www.anythingnarrowgauge.co.uk **A** *45a*

Smart Models *44a*

South Croydon MRC *48a*

Sports & Model Shop, Dingwall, Scotland **G** *39a*

Springside Models
www.springsidemodels.com *39a*

Stafford Railway Circle *58a*

Statfold Exhibition *56a*



Stockton Models *38a*

Sunningwell Command Control
www.scc4dcc.co.uk *43a*

John Sutton Models *43a*

Sutton's Locomotive Workshop/ZIMO
www.railexclusive.com ..... *inside back cover*

Swansea MRC *52a*

T

This Month in Continental Modeller *53a*

Thunderbolt Models *43a*

TMC-Direct
www.tmc-direct.com ..... *10a, 11a, 12a & 13a*

Topp Trains, Stafford **D** *40a*

Tower Models, Blackpool
www.tower-models.com *30a*

Townstreet (M) *42a*

Trains4U.com, Peterborough
www.Trains4U@btconnect.com *42a*

The Train Shop, Scarborough *39a*

Trainsporters *46a*

Trident Trains, Walgerton, near Nantwich **F** *38a*

U

Upstairs Downstairs, Isle of Wight
www.udiow.com **B** *38a*

W

White Rose Model Works **F** *38a*

Wild Swan *42a*

Wizard Models (M) ***www.wizardmodels.ltd*** *42a*

WM Collectables *40a*

Y

You Choos *46a*

Z

Zimo DCC Decoders
www.zimo-digital.co.uk ..... *inside back cover*

(M) Denotes Mail Order only.

THE DEFINITIVE 4mm:1ft SCALE MODEL OF THE
BRITISH RAIL CLASS 25 DIESEL



NEW
EXTRA MODELS ADDED DUE TO DEMAND - SEE WEBSITE OR CALL US

Thank you for your patience. Please accept our apologies for not having models available for immediate sale and despatch as we work through our massive back order list as each consignment arrives at our workshop. We recommend placing pre-orders to avoid disappointment as several versions are already sold out.

DON'T BE TEMPTED BY 'BIG' BRANDS OR 'FLASH' SALES! THESE ARE OUR REVIEWS...

"THE PERFECT CLASS 25 - IT LOOKS SUPERB!"

Quite the best digital sound we have ever experienced in a diesel model. The Class 25 looks superb and has such brilliant play value, you just want to run it." *MRJ No. 304*

"THE BEST CLASS 25 WE HAVE EVER SEEN!"

The attention to detail, assembly, livery choices, running and especially the sound make this the best Class 25 we have ever seen. Is it the definitive model? We think so... and you will agree when you see and hear one yourself!" *HM No. 207*



Illuminated instruments



Finescale wheel options



Incredible bulkhead detail



Fuel tank and sump



Rivetted roof panels



Miniature snowploughs

ORDER OUR 'EARLY BODY' CLASS 25/1 TODAY
BOILER-FITTED CLASS 25/2 STILL AVAILABLE

With the new **Sutton's Locomotive Workshop Class 25** in the process of being despatched and earning rave reviews, we are delighted to announce the follow-up. The 'early' bodystyle **Class 25/1** is a much requested model filling the obvious gap between the previous Class 24 and our most recent release. Using our smooth-running chassis and unbeatable DCC sound system, it is the ideal stable-mate for the 'flat-sided' Class 25/3. The new models are already progressing through production and are expected to ship at the end of this year.



NEW D7595 British Railways Green



NEW 25 042 British Rail Blue



NEW D 5195 British Rail Blue (Early)



NEW 5184 British Rail Blue (Early)



NEW D 5231 Green (Yellow ends)



NEW 25 043 Green (Yellow ends)

NO DEPOSIT REQUIRED - RESERVE YOUR SLW MODELS TODAY

Call 01780 470086 or visit www.railexclusive.com

Browse our webshop for all the Class 25 specifications and livery options plus access to a link for the downloadable information flyer

SLW is proud to be 100% British owned

INFINITY ∞

MODEL RAILWAY CONTROL [and beyond]

GAUGEMASTER



Wireless Analogue Control

No Decoders Required

www.gaugemaster.info/NotDCC

These products are available from your local model shop, or, in case of difficulty, direct from ourselves.
Gaugemaster Controls Ltd., Ford Road, Arundel, West Sussex, BN18 0BN, United Kingdom - +44 (0) 1903 884321 - hello@gaugemaster.com. E&OE.

@gaugemaster @gaugemaster @gaugemaster_controls @gaugemaster_controls

www.gaugemaster.com