

WIN £1,500
MODEL GIVEAWAY!

Offering date October 25 2014

FREE



**WORKSHOP
KIT INSIDE!**

PART TWO

HORNBY

Issue 88 **October 2014** USA \$12.50 • CAD \$11.99 • AUS \$10.95 • **UK £3.95**

magazine

REVIEWED...



- Hornby's new 'P2'2-8-2
- Hatton's BR Garratt
- Heljan's Class 128
- Dapol'O'milk tanker



HOW TO...



- Build an overbridge
- Run in new models
- Form passenger trains
- Digital control basics

PREVIEW



PLUS Full feature
on Acton Parkway

Oakenshaw

West Yorkshire in the twilight of steam



UPDATE

» **EXCLUSIVE! HATTON'S '00' GWR 'KING' PROJECT**
» **BACHMANN REVEALS '00' LNWR 'COAL TANK'!**



9 771753 246052

10 >

New from Hornby!

BR 2-BIL 2 Car Electric Multiple Unit Train Pack – R3257



Yours for just £130.25

Southern Railway gave the designation 2-BIL to the DC third rail electric multiple units built during the 1930s. The formation was a 2-car set: MBTL-DTCL, and were called 2-BIL (2-car Bi-Lavatory stock) because each set had two lavatories, one in each car. They were built to work long distance semi-fast services on the newly electrified lines from London to Eastbourne, Portsmouth and Reading. Between 1935 and 1938, a total of 152 sets of the Class 2-BIL were built in 4 batches and were numbered 2001 - 2152.



In the early years of WWII, Southern Regions suffered considerable damage due to its proximity to the coast, including the loss of some 2-BIL units. The remaining units stayed in service and passed to the newly formed British Railways in 1948 where they were re-classified as Class 401 and continued in service on BR

Southern Region until all the units had been withdrawn.

The only 2-BIL unit to survive was No. 2090, formed of carriages No. 10656 and No. 12123 and is currently on display at the National Railway Museum, Shildon.

Designed in the UK

The set No. 2019, represented here, consisted of Brake No. 10585 and Composite No. 12042, which was outshopped in October 1936. On the 18th May 1942 during WWII, the unit was damaged in an explosion at Brighton Station. After repair, the unit remained in service until the 3rd January 1970. The set was scrapped by J Cashmore Ltd, Newport in May 1970.

Key features include:

- Length: 510mm
- Entered Service 1935
- Class: 2-BIL
- Designer: Southern Railway
- DCC Ready
- Sprung Buffers
- Pristine Finish



GUARANTEE OF SATISFACTION

If any item you order fails to give complete satisfaction, please return it within 7 days of receipt of goods, in the original packaging for a replacement or full refund. Terms and conditions apply. Please see website for more information.

Limited stock available of this memorable train pack, so don't miss out – order today!

To order call:

01843 233 519

quoting ref: **HORNBY**

or visit **www.hornby.com/2bil**

(Telephone order lines are open 8am-5pm Monday to Friday)



Alternatively, fill in the order form below and post to:
FREEPOST RSCT-KYXL-RSJK, Hornby Hobbies, Margate, Kent CT9 4JX



| Item | Quantity | Price | Total |
|--|----------|-------------|-------|
| R3257– BR 2-BIL 2 Car Electric Multiple Unit Train Pack | | £130.25 | £ |
| FREE UK Postage | | FREE | |
| (For international delivery charges, please visit the Hornby website.) | | Order Total | £ |

Name (Mr / Mrs / Miss / Ms) _____

Address _____

Postcode _____ Tel _____

Email Address _____

I enclose my cheque / postal order for £ _____ payable to **'Hornby Hobbies'**

Or please charge my Credit / Debit Card ☐ VISA ☐ MasterCard ☐ Maestro ☐ American Express ☐

Card Number

Start Date / Expiry Date / Issue Number (if applicable)

Security No. Signature _____

HORNBY Orders should be despatched within 10 days. Please allow 28 days for delivery.

Detailed scale model. Not suitable for children under 14 years. Please refer to safety notes in enclosed instruction leaflet. Colours and contents may differ from those illustrated. Please retain these details and the address for future reference.

EXCLUSIVE FIRST EDITIONS

Limited Editions with Endless Appeal

LONDON TRANSPORT



31512
RM ROUTEMASTER

FIRST EASTERN NATIONAL



20456
BRISTOL VR3

PLYMOUTH CITYBUS



36708
SLF DART SERIES 2 1 DOOR BUS

SOUTHDOWN



38113
BRISTOL VRT

NORTH WESTERN PREMIER



20647
PLAXTON POINTER DART

BRISTOL NBC



29704
LEYLAND OLYMPIAN

KONECTBUS



17229
LEYLAND NATIONAL MK1 LONG

WESTERN NATIONAL



38112
BRISTOL VRT

BUS EIREANN



36707
SLF DART SERIES 2

LONDON BRICK COMPANY



37602
AEC ERGO 2 AXLE FLATBED

SHEFFIELD TRANSPORT



35212
AEC SWIFT 6 BAY BUS

GREATER GLASGOW



23805
ALEXANDER ATLANTIAN

PICCADILLY LINE



80403
1959 TUBE TRAIN DRIVING CAR 'A'

LONDON TRANSPORT



34303
AEC 2RT2 BUS

Exclusive
First
Editions

For EFE Stockists Or To Buy Direct Stop Off At
exclusivefirsteditions.com

Exclusive
First
Editions

HORNBY magazine

October 2014

Editor: Mike Wild
Assistant Editor: Mark Chivers
Senior Designer: Steve Diggle
Sub-editor: Andrew Roden
Contributors: Evan Green-Hughes, Trevor Jones, Brian Stephenson, Tim Shackleton, Nigel Burkin, Graham Gaches, Paul Chetter, Julia Scarlett, Guy Craddock, Nathan Bridge, Derek Shore, Graham Gatehouse and John Wiffen.

EDITORIAL ADDRESS

Hornby Magazine, Key Publishing,
 PO Box 100, Stamford, Lincolnshire PE9 1XQ
Tel: 01780 755131
Email: hornbymagazine@keypublishing.com
Website: www.hornbymagazine.com

ADVERTISING

Advertising Manager: Matt Tipton
Email: matt.tipton@keypublishing.com
Telephone: 01780 755131
Mobile: 07876 898074
Sales Executive: Nicola Lee
Email: nicola.lee@keypublishing.com
Telephone: 01780 755131
Advertising Production: Cheryl Thornburn
Tel: 01780 755131 **Fax:** 01780 757261
Email: cheryl.thornburn@keypublishing.com

ADVERTISING ADDRESS

Hornby Magazine, Key Publishing Ltd,
 Po Box 100, Stamford, Lincolnshire. PE9 1XQ

SUBSCRIPTIONS/MAIL ORDER

Manager: Ann Petrie
 PO Box 300, Stamford, Lincolnshire, PE9 1NA, UK
Tel: 01780 480404
Fax: 01780 757812
Email: Subscriptions - subs@keypublishing.com
Email: Mail Order - orders@keypublishing.com

PUBLISHING

Publisher: Adrian Cox
Managing Director: Adrian Cox
Commercial Director: Ann Saundry
Marketing Manager: Martin Steele
Chairman: Richard Cox
Webmaster: Simon Russell
Registered Office: Units 1-4, Gwash Way Industrial Estate,
 Ryhall Road, Stamford, Lincolnshire PE9 1XP

PRINTING

Precision Colour Printing Ltd, Haldane, Halesfield,
 Telford, Shropshire. TF7 4QQ.

DISTRIBUTION

Seymour Distribution Ltd.,
 2 Poultry Avenue, London. EC1A 9PP
Tel: 020 7429 4000

Having difficulty obtaining your copy of Hornby Magazine?
 Please contact the subscriptions team using the details above.



© Key Publishing Ltd 2014

All rights reserved. No part of this magazine may be reproduced or transmitted in any form by any means, electronic or mechanical, including photocopying, recording or by any information storage and retrieval system, without prior permission in writing from the copyright owner. Multiple copying of the contents of the magazine without prior written approval is not permitted.

Material sent to the Editor, whether commissioned or freely submitted, is provided at the contributor's own risk; Key Publishing Ltd cannot be held responsible for loss or damage howsoever caused.

The opinions and views expressed by authors and contributors within Hornby Magazine are not necessarily those of the Editor or Key Publishing.

We are unable to guarantee the bona fides of any of our advertisers. Readers are strongly recommended to take their own precautions before parting with any information or item of value, including, but not limited to, money, manuscripts, photographs or personal information in response to any advertisements within this publication.

HORNBY is a registered trade mark of Hornby Hobbies Limited and is used under licence.



Audit Bureau of Circulation 35,415
 newsstand and digital sales.

Hornby Magazine is published on
 the second Thursday of each month
 preceeding the cover date.


ISSN 1753-2469

ISSUE
88

BIGGER SAVINGS
on subscriptions Turn to **p74**
 www.hornbymagazine.com

HORNBY
 magazine

Find your
FREE
KIT between
 p66-67



WE SHOW YOU HOW!

34

BUILDING BRIDGES

Nigel Burkin shows you how to create the perfect scene break using a simple plastic brick arch bridge kit.

38

RUNNING IN

Tim Shackleton show how a period of running-in really can benefit the performance of your fleet.

60

WHEEL ANNAH

Part three – Nigel Burkin ballasts and paints the track, starts the landscaping process and plans where buildings will go on his compact 'N' gauge shunting layout.

66

KIT INSTRUCTIONS

How to assemble the second in our series of exclusive **FREE** Scalescenes kits, a factory workshop.

92

DCC

Paul Chetter shows how digital control and 'stay alive' capacitors can have a fundamental effect on how a model operates using Hornby's long standing 0-4-0 chassis as the basis.

p92



p38



p66

50 ACTON PARKWAY



REVIEWED INSIDE



p76

- 76** Hatton's 'OO' gauge BR Garratts
- 78** Hornby's RailRoad 'P2' debuts
- 80** Heljan's fourth Class 128 DMU
- 82** Dapol's new 'O' gauge milk tanker
- 84** Hornby's 'Northern Belle' pack
- 86** New 'Schools' from Hornby

Inside...

7

EDITORIAL

Mike Wild considers how new funding methods could take the hobby in a new direction.

8

UPDATE

New tank locomotives dominate the news together with announcement of a new 'King' for 'OO' from Hattons. Rapido Trains' prepares its APT-E for tooling and DJ Models' proposed 'OO' Class 71 project gathers pace while we reveal the latest images of our new diesel brake tender...

16

OAKENSHAW

Redditch Model Railway Club looked to 1950s West Yorkshire for inspiration when planning this stunning 'OO' gauge exhibition layout.

28

GREAT ELECTRIC TRAIN SHOW 2014

As final preparations are made for *Hornby Magazine's* second Great Electric Train Show, Mike Wild previews this not-to-be-missed event at the Heritage Motor Centre on October 11/12.

42

TRAIN FORMATIONS

Secondary passenger trains were the bread and butter operations for the railway and Mark Chivers presents a selection of train formations you can model using readily available 'OO' gauge products.

48

HORNBY POST

Readers' views and observations from the *Hornby Magazine* postbag.

50

ACTON PARKWAY

Nathan Bridge reveals how Halifax Model Railway Club recreated a slice of the contemporary West Coast Main Line in 'OO', with impressive results.

72

£1,500 MODEL GIVEAWAY!

Your chance to win one of 16 prizes in our bumper prize draw.

76

REVIEWS

We showcase the latest new releases including the most recent 'OO' gauge LMS Beyer Garratt from Hatton's, Hornby's RailRoad 'P2' 2-8-2 for 'OO' and six-wheel milk tanker in 'O' from Dapol, colourful Class 128 diesel units from Heljan in 'OO' and a raft of new releases from Hornby.

98

SNUG END

Set in the North West during the 1960s, Graham Gatehouse explains how his 'OO' gauge shunting puzzle was prompted by a competition in *Hornby Magazine*.

108

STAFF PROJECTS

With trackwork complete and ballasting in progress, Mark Chivers' 'OO' gauge Scottish depot project also gains a name.

110

RAILWAY REALISM

Evan Green-Hughes takes a look at the steam-age railway roundhouse and traces the history of these unique structures.

114

SHOW GUIDE

Hornby Magazine's comprehensive guide to forthcoming events.

TTCDIECAST.COM

FORMALLY LOUGHBOROUGH MODEL CENTRE

ARE RUNNING SHORT OF SECOND HAND STOCK!!

**We are looking for collections of
any size, to help refresh our 2nd
hand stock levels**

**We can arrange collection from all over
the UK and arrange instant transfers
or cash on collection**

***Give us a call on 01332 343 943 during shop hours, send us a
list to chris@ttcdiecast.com Or take your models to our shop
in Derby, for instant valuation and payment.***

***Want 10% more than we offer? Take a credit note instead
of cash (or part cash, part credit note), for use in our shop or
online at ttcdiecast.com***



WWW.TTCDIECAST.COM
LOUGHBOROUGH MODEL CENTRE (DERBY)



WELCOME

THE EDITOR'S PAGE



THIS MONTH sees Kernow Model Rail Centre join forces with DJ Models to operate its 'crowd sourcing' operation to produce the 'OO' gauge Class 71 electric announced in July (HM87).

The 'crowd sourcing' route is controversial and not without risks – but it does open up new doors for model manufacturing and a new way of thinking. Throughout model railway history, except in a few isolated cases, manufacturers or individuals have taken on the costs of new projects, but those costs are immense and we should never underestimate the financial burden of producing new toolings.

'Crowd sourcing' changes that position as it puts would-be owners of a new product in the driving seat – they put their money up front, it's held in a secure account and used as required through the manufacturing process to fund drawing work, engineering prototypes, livery samples and everything in between.

In its original press release on the Class 71 DJ Models stated that 'crowd sourcing' of funds for the project would also speed its progress and that we could potentially see the first production models arriving with customers in 12 to 18 months time. In the world of model production that's fast!

Of course 'crowd sourcing' won't work for everything and there will always be plenty of room for the traditional method of model production. However, what it really opens up is opportunities to produce more esoteric locomotive designs which would potentially be a greater risk to a manufacturer without the certainty of support from the model community.

The Class 71 has to be a success for this method to work in the future – any problems during its production could make future 'crowd sourcing' projects fragile, as shown by the technology sector where products have either not been completed or not to the required standards. However, such is the promise of an 'OO' gauge Class 71 that myself and Mark have already placed our orders with KMRC as we want this model to succeed.

There are other models using similar schemes too with the Rapido Trains/

Locomotion Models APT-E (HM86) and the Bachmann/Locomotion Models Ivatt 'Atlantic' (HM87) requiring a £50 deposit up front, committing you to purchase of the product. The '71' is the first ready-to-run British outline locomotive to use 'crowd sourcing' in full.

August has been another busy month with two new tank engine projects revealed through Kernow Model Rail Centre and Bachmann with the GWR '1361' 0-6-0ST and LNWR 'Coal Tank' respectively. Plus, as this issue closed for press the first Hornby RailRoad models of the Gresley 'P2' 2-8-2 were beginning to reach the shops in small numbers.

This issue is packed full of news, features and new model reviews plus we've also put together a full preview to our Great Electric Train Show which takes place on October 11/12. We hope to see you there! Happy modelling!

Mike Wild
Mike Wild
Editor

THIS MONTH

MODEL GIVEAWAY

72

We've put together a huge model giveaway this month with 16 prizes with a total value of £1,500 to be won.

REVIEWS

76

All the latest products including the first review of Hornby's 'P2' 2-8-2, Hattori's BR Garratt 2-6-0+0-6-2, Dapol's new milk tanker and much more.

HOW TO...

Our team has been hard at work putting together a series of step by step guides to help you get more from your layout. This month's features include running in, bridge building, train formations and more...

PREVIEW

28

GREAT ELECTRIC TRAIN SHOW
OCTOBER 11/12 2014
The Great Electric Train Show is just a few weeks away. We preview this busy event.

WIN £1,500 FREE MODEL GIVEAWAY! WORKSHOP KIT INSIDE!

HORNBY magazine

Issue 88 October 2014 USA \$12.50 CAD \$11.99 AUS \$10.95 UK £3.95

REVIEWED...

- Hornby's new 'P2' 2-8-2
- Hattori's BR Garratt
- Helljans Class 128
- Dapol's 'O' milk tanker

HOW TO...

- Build an overbridge
- Run in new models
- Form passenger trains
- Digital control basics

PREVIEW

GREAT ELECTRIC TRAIN SHOW

PLUS Full feature on Acton Parkway

UPDATE

EXCLUSIVE! HATTORI'S 'OO' GWR 'KING' PROJECT
BACHMANN REVEALS 'OO' LNWR 'COAL TANK'!

Oakenshaw
West Yorkshire in the twilight of steam

FREE WORKSHOP KIT INSIDE! PART TWO

OAKENSHAW

16

Modelling the North West in the 1950s and 1960s, Oakenshaw is the Redditch club's atmospheric take on Yorkshire in the days of steam.

OAKENSHAW

16

Modelling the North West in the 1950s and 1960s, Oakenshaw is the Redditch club's atmospheric take on Yorkshire in the days of steam.

UPDATE

8

Three brand new models have been announced with Hattori's revealing plans for a GWR 'King' 4-6-0, Bachmann an LNWR 'Coal Tank' and Kernow a GWR '1361' 0-6-0ST...

Bachmann reveals 'COAL TANK' PROJECT for 'OO'

ON August 30 Bachmann a new 'OO' gauge model of the Webb 'Coal Tank' 0-6-2T for release in 2016.

The London and North Western Railway 'Coal Tank' was introduced in 1881 with 300 being built by 1897. They were designed for heavy mineral trains in South Wales and Cumberland. One of the class, 1054, has been preserved and is now in the care of the Bahamas Locomotive Society. It is in working order at the Keighley and Worth Valley Railway.

Research and development of the 'Coal Tank' model has already been completed and tooling work is expected to start late this year. Production is



Second brake tender sample arrives

As this issue closed for press the second engineering prototype of Hornby Magazine's ready-to-run 'OO' gauge diesel brake tender arrived. The sample is currently being evaluated by the Hornby

Magazine and Dapol teams.

This updated sample features brand new bogie toolings together with numerous improvements and adjustments to the body and an increase in weight to enhance

the models stability on the track.

On release the brake tender will be available with four different identities: B964038E in BR green (Cat No. HM010), B964064 in BR green with small yellow warning

panels (HM011), B964112 in BR green with small yellow warning panels (HM012) and BR blue with yellow panels (HM013).

Livery artwork is currently in preparation.



estimated to take 18 months.

On release the locomotive will be made available in three liveries: LNWR plain black as 1054 (Cat No. 35-050), LMS black as 7841 (35-051) and BR black as 58900 (35-052). The 'Coal Tank' will be offered DCC ready with a 6-pin decoder socket. Prices have yet to be confirmed.

Bachmann Public Relations Manager Dennis Lovett says: "We are grateful to the custodians of the sole remaining example, the Bahamas Locomotive Society, and to the Keighley and Worth Valley Railway for assistance in bringing this project to fruition."

● Visit www.bachmann.co.uk for more information.



Heljan Class 40 due October

The brand new 'O' gauge ready-to-run model of the English Electric Class 40 from Heljan is expected to arrive in the UK in early October.

Priced at £649 each two main production models are being released together with a third exclusive to Tower Models.

The main production models will be finished in BR green with small yellow warning panels (Cat No. 4050) and BR blue with full yellow ends (4051). Each will be released without names or numbers and feature twin motors, working lights, fans



and sprung couplings and buffers. The body tooling models the disc headcode Class 40s only.

The Tower Models exclusive Class 40 will be finished in original BR

Heljan's 'O' gauge Class 40 is now expected to arrive in the shops during early October.

green without yellow warning panels (Cat No. 4052) and is available to order through www.tower-models.com

● Visit www.heljan.dk for more information.

Class 68 gets laser treatment

Dapol's Class 68 diesel locomotive took another step closer to production in 'OO' and 'N' gauge during July when the company laser scanned the prototype at Direct Rail Services' (DRS) Carlisle Kingmoor Depot. 25 of the Vossloh diesel-electric locomotives are being built for DRS, with the first examples being tested ahead of squadron service.

Laser scanning has allowed Dapol to capture the complex curves and flowing lines of the prototype accurately, with all data now in China being translated into CAD files before tooling work can begin. Dapol hopes to have engineering samples of the new Class 68 for evaluation later this year.

● Visit www.dapol.co.uk for more information.



INVICTA CCT VANS ON THE WATER

Invicta Model Rail's new 'OO' gauge ready-to-run BR four-wheel Covered Carriage Truck (CCT) arrived with the Kent based shop in the first week of September.

The new release, which is available exclusively through Invicta, is being released in six liveries covering BR maroon, BR blue, BR Express Parcels, Railway Technical Centre red and blue, departmental yellow and Red Star parcels. Each vehicle is priced at £29.99 with the weathered Express Parcels vehicle priced at £31.99.

Orders are being taken now for the CCTs through www.invictamodelrail.com

KMRC plans GWR '1361' 0-6-0ST for 'OO'

KERNOW Model Rail Centre (KMRC) has announced the GWR '1361' 0-6-0ST as its next ready-to-run 'OO' gauge model, which will be made by DJ Models.

Built by the Great Western Railway at Swindon in 1910, five of the locomotives were built for use in docks and on lightly laid branch lines in the West Country. They were unusual for GWR tank engines in that they featured an outside cylinder arrangement and Allen valve gear.

In service for over 50 years, withdrawal began in 1961 and by the following year all were out of use. One locomotive, 1363, survives with the Great Western Society at Didcot and is currently under restoration.

The new toolings will cater for all

the variations that existed between the locomotives allowing KMRC to produce faithful models of all five including 1361 in BR black with late crests (Cat No. K2201), 1362 in BR black with early crests (K2202), 1363 in GWR green with 'shirtbutton' emblem (K2203), 1364 in Great Western green livery (K2204) and 1365 in weathered BR black with late crests (K2205).

All models will be DCC ready featuring 6-pin DCC decoder sockets with prices set at £124.99 for pristine models and £134.99 for weathered versions. A £10 discount per model is applied to pre-orders. A £5 donation from the sale of each model will be made to the Great Western Society's 1363 Restoration Team.

● Visit www.kernowmodelrailcentre.com for more information.



GWR 1361 class 0-6-0ST No 1365 on shed pilot duty at St Phillips Marsh in September 1961. A. Baldwyn/Rail Archive Stephenson.

RAIL EXCLUSIVE CLASS 47s NEAR SELL-OUT

Pre-production livery samples of Rail Exclusive's forthcoming 'OO' gauge Class 47 diesel locomotives in Direct Rail Services (DRS) livery have arrived from ViTrains for evaluation. Rail Exclusive says models of 47813 *Solent* and 47853 *Rail Exclusive* in DRS blue livery have already sold out, while a small number of 'Northern Belle' umber and cream liveried twin-packs containing 47790 *Galloway Princess* and 47832 *Solway Princess* are still available.

These new exclusive models feature a revised cooler group, removal of the bodyside footsteps and water filler plates, factory-fitted stainless steel grilles and revised cab ends.

● For more information, visit www.railexclusive.com

ZIMO DCC SOUND DECODER OFFER

Zimo has launched a limited time offer on its large scale DCC sound decoder. Suitable for large 'O' gauge steam and twin-motored diesel locomotives, the MX695KV provides a 10watt audio output and can handle a 6amp current draw. Priced at £169, saving £37, the offer also includes a free 'stay alive' Goldcap unit and is available from Zimo stockists.

● Visit www.railexclusive.com for more details.



EXCLUSIVE!

Hatton's to produce new 'OO' GWR 'KING'!

HATTON'S has revealed it is working with DJ Models to produce a brand new ready-to-run model of the GWR 'King' 4-6-0 for 'OO' gauge as a follow up to its highly popular LMS Beyer, Garratt 2-6-0+0-6-2.

The class of 30 'King' 4-6-0s were introduced in 1927 to a Collett design. All were constructed at Swindon Works and they were intended for the heaviest expresses on the Great Western Main Line from London to the West. The fleet survived in tact until the introduction of diesel hydraulics with the last being withdrawn in 1962. Three have been preserved including 6000 *King George V* which is part of the National Collection.

Hatton's new model is expected to be released in late 2015 or early 2016 with a specification which includes a tender mounted 21-pin DCC decoder and speaker enclosure, NEM coupling pockets, five-pole coreless motor, detail variations, close coupling between the locomotive

and tender and a detailing pack to include lamps and headcode reporting numbers.

Laser scanning is to be used in creation of the new 'King' and Hatton's has stated that it is aiming for "levels of detail only previously seen on high quality brass locomotives." In total 14 versions will be produced (see panel, right) covering GWR green, BR lined blue and BR lined green liveries and a range of locomotive names. These identities include models of all three preserved locomotives – 6000 *King George V*, 6023 *King Edward II* and 6024 *King Edward I*.

Detail variations in the tooling will cater for single and double chimney locomotives, original and modified steam pipes, lubricator position, lubricator covers, original and late style cylinder cover, tapered and parallel buffers and locomotives with and without cab roof vents.

The price for Hatton's 'King' has been set at £179 with a pre-order price of £169. Orders can be placed through www.ehattons.com

THE DETAILS

| Locomotive | Livery | Chimney | Cat No. |
|------------------------------|---|---------|---------|
| 6000 <i>King George V</i> | GWR lined green, WR roundel | Single | HK01 |
| 6019 <i>King Henry V</i> | GWR lined green, GWR shield | Single | HK02 |
| 6021 <i>King Richard II</i> | GWR lined green, shirtbutton | Single | HK03 |
| 6029 <i>King Edward VIII</i> | GWR unlined green, G W crest | Single | HK04 |
| 6018 <i>King Henry VI</i> | GWR lined green, G W crest | Single | HK05 |
| 6001 <i>King Edward VII</i> | BR lined green, British Railways | Single | HK06 |
| 6027 <i>King Richard I</i> | BR lined green, British Railways | Single | HK07 |
| 6028 <i>King George VII</i> | BR lined blue, early crests | Single | HK08 |
| 6023 <i>King Edward II</i> | BR lined black, early crests (as preserved) | Single | HK09 |
| 6009 <i>King Charles II</i> | BR lined green, early crests | Single | HK10 |
| 6017 <i>King Edward IV</i> | BR lined green, late crests | Double | HK11 |
| 6026 <i>King John</i> | BR lined green, late crests | Double | HK12 |
| 6005 <i>King George II</i> | BR lined green, late crests (weathered) | Double | HK13 |
| 6024 <i>King Edward I</i> | BR lined green, late crests (as preserved) | Double | HK14 |

Hatton's has announced it is working with DJ Models to produce a brand new 'OO' gauge model of the GWR 'King' 4-6-0. In 1957 6000 *King George V* stands at Wolverhampton Stafford Road. www.railphotoprints.co.uk



Full steam ahead for... SWINDON RAILWAY

THE SWINDON RAILWAY Festival hosted by STEAM – the Museum of the Great Western Railway returns on September 13/14 and is once again sponsored by *Hornby Magazine*.

This annual event has a Great Western Railway (GWR)/BR Western Region slant and this year is no exception with well known Western themed layouts including Dave Spencer's 'OO' gauge Penrhos (HM24), Horfield Group's 4mm scale Horfield (HM80) and John Greenwood's 2mm finescale Wenford Bridge Goods Depot.

The *Hornby Magazine* team will be there, together with recently refreshed North Cornwall Railway

inspired 'OO' gauge layout Ashland (HM51). This layout has been in storage for two years and has been refreshed with DCC control and sound fitted locomotives. Other highlights include Cliff Parsons' stunning LNER 'OO' gauge Gresley Beat and Pete Waterman with his Just Like The Real Thing 'O' gauge models.

A range of traders will be at the exhibition including Cheltenham Model Centre, Invicta Model Rail, Kernow Model Rail Centre, Ian Allan Bookshop, Lionheart Trains, Picture Pride Displays, Train-Tech, Squires Tools and many more. The *Hornby Magazine* stand will be there too with special show-only offers on subscriptions

THE DETAILS

| | |
|-----------------|---|
| Event: | Swindon Railway Festival |
| When: | September 13/14 |
| Where: | STEAM - the Museum of the Great Western Railway, Fire Fly Avenue, Swindon SN2 2EY |
| Times: | Sat 10am-5pm, Sun 10am-5pm |
| Website: | www.steam-museum.org.uk |
| Prices: | Adults £10, concessions £8.50, children £7.50, family (2+1) £25, family (2+2) £30 |

and a range of exclusive limited edition models and accessories.

Open from 10am both days, the ticket price also covers full access to the museum and its extensive collection of GWR locomotives, rolling stock and artefacts that

form the backdrop to the event and also includes a new exhibition, A Railway at War, looking at the role of the GWR and its staff during the First World War.

● For more information visit www.steam-museum.org.uk



Kernow oversees Class 71 'crowd sourcing'



Class 71 E5000 enters Broadstairs with a Charing Cross-Margate working in the summer of 1961. Through 'crowd sourcing' a 'OO' gauge model of the Class 71 will become a reality. Gordon Edgar/www.railphotoprints.co.uk.

KERNOW Model Rail Centre (KMRC) has reached agreement with DJ Models to operate a 'crowd sourcing' enterprise on its behalf to fund development work and production for the recently announced 'OO' gauge Class 71 electric locomotive (HM87). This is believed to be the first time a 'OO' gauge locomotive has been funded this way in the UK and will allow work to start almost immediately.

KMRC will be handling the administration, taking advanced

orders and releasing funds to DJ Models when required to further the project. All models will be charged in full when the order is placed with all monies securely held in a dedicated account. There will be an option to cancel at any time prior to receiving the finished product for a full refund. Should the project not proceed KMRC says all monies will be refunded in full.

Four exclusive models make up the initial batch of releases with each limited to just 300 examples as E5003 in BR green with small

yellow warning panel (Cat No. OO71001), E5004 in plain BR green (OO71002), 71009 in BR blue (OO71003) and 71013 in BR blue (OO71004). The specification calls for a heavy chassis, coreless motor, directional lighting, etched grilles, wire handrails, sprung and a 21-pin DCC decoder socket. Prices are set at £125 for each of these initial releases and will include a special launch certificate.

Visit www.kernowmodelrailcentre.com for more information about the Class 71 project.

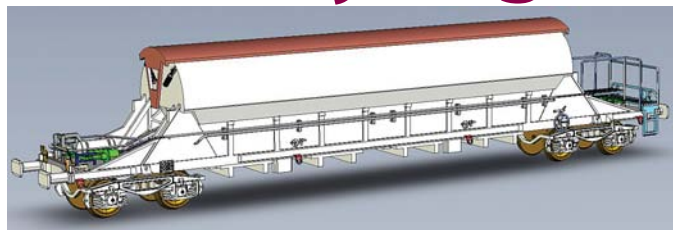
FESTIVAL

THE LAYOUTS

| Layout name | Scale | Layout name | Scale |
|---------------------|-------|----------------------|--------|
| Ashland | 'OO' | Horfield | 'OO' |
| Ashwood Basin | 'O' | Lelant | 'O' |
| Awdrey St Nicholas | 'OO' | Penrhos | 'OO' |
| Bont Faen | 'O' | Purgatory Peak | 'On30' |
| Broadwater Junction | 'N' | Runswick Bay | 'O' |
| Chesil Exchange | 'O' | Stamford East | 'N' |
| Coldrennick Road | 'O' | Tiltdown | 'O' |
| Dolgoch Diorama | 'OO9' | Wansbeck Road | 2mm |
| Fryupdale | 'EM' | Wenford Bridge Goods | 2mm |
| Gresley Beat | 'OO' | Yeoton Wharf | 3mm |
| Headingley Depot | 'OO' | | |
| Headingley Station | 'N' | | |



Kernow prepares new china clay wagons



Kernow Model Rail Centre has received the latest CAD/CAMs for its exclusive 'OO' gauge models of the PBA Tiger bogie china clay wagon. This is the latest model to be manufactured by DJ Models' facility in China, with the tooling owned by KMRC.

Sixteen versions of the PBAs will be produced, split between the English China Clay International white livery and Tiphook Rail blue livery, each with a choice of four

pristine and four weathered finishes.

The prototypes were built by Fauvel-Girel in 1982 for use on West Country china clay flows and could be seen operating to and from the Potteries as well as regular Speedlink forays to Scotland.

Prices are set at £44.99 each for pristine and £49.99 each for weathered versions, a £5 discount per model is available for pre-orders.

● Visit www.kernowmodelrailcentre.com for full details.

'N' SR vent van nears production

Engineering samples of Bachmann's new 'N' gauge 12ton SR ventilated van have arrived for evaluation. Two body types are being toolled to offer 2+2 and even planking styles, while the chassis will be available with or without tie-bar.

Three models will be available initially as 12ton SR vent van with even planking in SR brown (Cat No. 377-425), 12ton SR vent van with 2+2 planking in BR grey (377-426) and 12ton



SR vent van with 2+2 planking in BR bauxite (377-427).

Prices are set at £15.75 each with a release expected during January/February 2015.

● Visit www.bachmann.co.uk for more details.


APT-E TOOLING GETS UNDERWAY

Rapido Trains expects to start tooling for its new 'OO' gauge model of the Advanced Passenger Train – Experimental (APT-E) in September – and an early sample could be on display at the Warley National Model Railway Exhibition in November, the company says.

The company has released images of the latest CAD/CAMs together with a 3D mock-up of the 'OO' model used to test tilt and curve capabilities for the new unit.



● Visit www.rapidotrains.com/uk for more information.



GAUGEMASTER.com

The Online Home of The Engine Shed

| DCC CONTROL | ANALOGUE CONTROL | POINT CONTROL | TRACK | SCENICS | SCENICS |
|--|--|--|---|--|---|
| DCC CONTROL | ANALOGUE CONTROL | POINT CONTROL | TRACK | SCENICS | SCENICS |
| DIGITAL CONTROL SYSTEMS | DCC-DO Twin Track O Scale £159.95 DCC-DF Twin Track Feedback £99.95 | POINT CONTROL STARTER SET GMC-PCSET Point Control Starter Set £49.95 Contains Mains Powered CDU, 3 x Point Motors, 3 x Reels of 10m Wire & 3 x Toggle Switches | OO SCALE FLEXIBLE TRACK | STARTER PACK | GM164 Light Green Lichen (80g) £4.75 GM165 Dark Green Lichen (80g) £4.75 GM166 Assorted Lichen (80g) £4.75 |
| DCC01 Prodigy Express System £149.95 | GMC-DS Twin Track Simulation £164.95 GMC-DSZ Twin Track Simulation Z Scale £174.95 GMC-TS Three Track Simulation £174.95 GMC-TSZ Three Track Simulation Z Scale £184.95 | MAINS POWERED POINT CONTROL SYSTEM GMC-PCU1 Point Control Unit £114.95 GMC-PCU2 Slave Unit for PCU1 £52.95 | GM60 600mm Flexible Track (24) £59.95 GM90 900mm N/Silver Flexible Track (100) £299 GM91 900mm Steel Flexible Steel (100) £175 GM93 900mm N/Silver Blk Flexi Track (24) £79.95 GM94 900mm N/Silver Bm Flexi Track (24) £79.95 GM95 900mm Steel Flexible Track (24) £47.95 GM97 900mm N/Silver Bm Flexi Track (100) £299 GM19 Code 100 (OO) Rail Joiners (24) £2.45 | GM194 Scenic Starter Pack £26.95 | FOLIAGE GM150 Fine Light Green Foliage (30g) £3.05 GM151 Fine Dark Green Foliage (30g) £3.05 GM152 Fine Mid Green Foliage (30g) £3.05 GM153 Fine Light Brown Foliage (30g) £3.05 GM154 Fine Brown Foliage (30g) £3.05 |
| DCC02 Prodigy Advance2 System £279.95 | GMC-Q Four Track £169.95 GMC-QZ Four Track Z Scale £179.95 | CAPACITOR DISCHARGE UNITS GMC-CDU Capacitor Discharge Unit £13.95 GMC-MCDU Mains Powered CDU £24.95 | OO SCALE TRACK ACCESSORIES GM45 OO/HO Re-Railer £5.35 GM54 OO Buffer Stop £1.75 BPGM54 OO Buffer Stop (5 Pack) £8.25 | GENERAL SCENIC MODELLING PRODUCTS GM100 Mod Roc (2.75m) £4.45 GM119 Fine Plaster of Paris (1kg) £5.75 | STANDARD TREES GM180 Plum Trees (3) £6.95 GM181 Plum Trees in Blossom (3) £6.95 GM182 Fruit Trees (3) £6.95 GM183 Apple Trees (3) £6.95 GM184 Birch Trees (3) £6.95 |
| DCC03 Prodigy Advance2 Wireless System £479.95 | PANEL MOUNT CONTROLLERS | POINT MOTORS GMC-PM1 Motor with Built-In Switch £5.25 GMC-PM2 Motor No Switch £4.95 GMC-PM4 Motor Latching Mechanism £6.25 | GM55 OO Lit Buffer Stop £6.95 GM56 OO Buffer Stop Lights (Pack of 2) £9.95 GM13 Pair of Leads (Joiners/Bare Wire) £4.45 GM66 Hobby Type Track Pins 10mm £2.50 GM67 Extra Long Track Pins 15mm £2.50 | GRASS & GRAVEL MATS GM20 Spring Grass Mat 100cm x 75cm £7.95 GM21 Summer Grass Mat 100cm x 75cm £7.95 | VALUE TREES GM128 Spring Tree Assortment (10) £9.95 |
| DECODERS | GMC-100 Single Track £34.95 GMC-100.O Single Track O Scale £44.95 GMC-100LGB Single Track G Scale £54.95 GMC-U Single Track Simulation £42.95 GMC-UF Single Track Feedback £37.95 GMC-UO Single Track Simulation O Scale £57.95 GMC-UDF Twin Track Feedback £52.95 GMC-UDS Twin Track Simulation £57.95 GMC-UTS Three Track Controller Sim. £67.95 GMC-UQ Four Track £79.95 GMC-UQZ Four Track Z Scale £84.95 | UNCOUPLERS GMC-EM1 N Electro Magnetic Uncoupler £8.95 GMC-EM2 Coupling Adaptor Fret (20) £4.95 GMC-TLU OO Tension Lock Uncoupler £10.95 | N SCALE FLEXIBLE TRACK GM92 730mm N/Silver Flexible Track (100) £199 GM96 730mm N/Silver Flexible Track (24) £54.95 GM18 Code 80 (N) Rail Joiners (24) £2.35 | MEADOW MATS GM140 Meadow Mat - Spring 6mm Grass £8.75 | BULK TREES GM120 Deciduous Trees (25) £19.95 GM121 Mixed Trees (25) £19.95 GM122 Fir Trees (25) £19.95 GM123 Small Fir Trees (50) £29.95 GM124 Deciduous Trees (25) £19.95 GM125 Spruce Trees (25) £19.95 |
| DCC ACCESSORIES | HANDHELD CONTROLLERS GMC-HH Single Track Feedback £37.95 GMC-HH Single Track Feedback £39.95 GMC-W5 Single Track Simulation £59.95 | TRACK | N SCALE TRACK ACCESSORIES GM46 N Re-Railer £2.95 GM53 N Scale Buffer Stop TBA BPGM53 N Scale Buffer Stop (Pack of 5) TBA | GM141 Meadow Mat - Meadow 6mm Grass £8.75 GM142 Meadow Mat - Spring 12mm Grass £11.75 GM143 Meadow Mat-Meadow 12mm Grass £11.75 GM147 Meadow Mat - Beige 6mm Grass £8.75 GM148 Meadow Mat - Beige 12mm Grass £11.75 | MAKE YOUR OWN TREES GM195 Seafoam for Tree Making £20.50 GM156 Light Green Scenic Leaves (50g) £3.55 GM157 Mid Green Scenic Leaves (50g) £3.55 GM158 Dark Green Scenic Leaves (50g) £3.55 |
| DCC11 Prodigy Extension Plate £36.95 DCC13 Prodigy Adv2 Wireless Walkaround £174.95 DCC14 Prodigy Adv2 Backlit Walkaround £125.95 DCC40 Auto Reverse Module £39.95 DCC49 Prodigy DCC Booster Unit 8 Amp £169.95 DCC51 Prodigy Wireless Conversion Set £259.95 DCC55 Prodigy Wired Computer Interface £52.95 DCC60 Spare plug for Prodigy £3.25 DCC61 Medium NEM 652 Socket (5) £7.95 DCC62 Prodigy Universal Lead (2m) £4.95 DCC63 Prodigy Adv Power Supply Unit £24.95 DCC71 Prodigy Decoder Tester £9.95 DCC72 8 to 21 Pin Adaptor £4.50 DCC73 25mm JST 9 Pin Short Harness (2) £4.25 | MAINS POWERED TRANSFORMERS GMC-M1 Output 2 x 16v AC £47.95 GMC-M1DC Output 2 x 12v DC £52.95 GMC-M2 Output 1 x 18v AC (2.5a) £52.95 GMC-M3 Output 1 x 24v AC (1.25a) £52.95 GMC-M4 Output 2 x 12v AC (1.25a) £52.95 GMC-M5 Output 1 x 12v AC (5a) £84.95 GMC-M6 Output 1 x 24v AC (2.5a) £84.95 GMC-M12S Output 1 x 22v DC (5a) £99.95 | ELECTRONIC HIGH FREQUENCY TRACK CLEANERS FOR DC (ANALOGUE) USE ONLY | OO GREY BALLASTED UNDERLAY SYSTEM GM114 OO/HO Granite Ballast (500g) £3.45 | STATIC GRASS SYSTEM | FLOWERS GM139 Flowerbeds £11.95 |
| ANALOGUE CONTROL | WALL MOUNTED TRANSFORMERS GMC-WM1 Output 1 x 16v AC or 12v DC £18.95 GMC-WM2 Output 1 x 9v DC (0.6a) £18.95 | AXLE-HUNG TRACK CLEANING PADS | OO BROWN BALLASTED UNDERLAY SYSTEM | GM196 Static Grass Starter Set £9.95 GM193 Puffer Bottle £4.65 GM169 Static Grass Glue (250ml) £6.95 GM170 Spring Grass Flock (30g) £3.05 GM171 Summer Grass Flock (30g) £3.05 GM172 Moorland Grass Flock (30g) £3.05 GM173 Meadow Grass Flock (30g) £3.05 GM174 Woodland Floor Grass Flock (30g) £3.25 | BRICKWORK GM30 Plain Stone Wall Grey £9.25 GM31 Grey Stone Wall & Buttresses £9.25 GM32 Grey Stone Wall & Arches £9.25 GM197 Stone Tunnel Wall £7.75 GM198 Single Tunnel Mouth & Walls £14.95 GM199 Double Tunnel Mouth & Walls £19.95 |
| MAINS POWERED CONTROLLERS | OPEN TRANSFORMERS | TRACK TESTER | GM111 OO/HO Brown Ballast (500g) £3.45 GM112 Mid Green Scatter (50g) £2.95 GM103 Dark Green Scatter (50g) £2.95 GM105 Spring Green Scatter (50g) £2.95 GM108 Earth Brown Scatter (50g) £2.95 GM109 Black Scatter (50g) £2.95 GM110 Red/Brown Scatter (50g) £2.95 GM112 Imitation Coal (50g) £2.95 GM116 Grey Tarmac Scatter (50g) £2.95 | GM136 Spring Grass Tufts £10.95 GM137 Summer Grass Tufts £10.95 GM138 Flowering Grass Tufts £11.95 | BACKSCENES GM700 Large Valley Backscene £7.95 GM702 Large Countryside Backscene £7.95 GM703 Large Open Field Backscene £7.95 |
| GMC-COMBI Single Track Controller £39.95 GMC-100M Single Track £84.95 GMC-100MZ Single Track Z Scale £104.95 GMC-100MO Single Track O Scale £84.95 GMC-10LGB Single Track G Scale £99.95 GMC-10LGBSF Single Track G Scale Fan £164.95 GMC-P Single Track Simulation £99.95 GMC-PO Single Track Simulation O Scale £99.95 | MODULES GMC-SS1 Super Shuttle Unit £32.95 GMC-SS1LGB Super Shuttle Unit G Scale £44.95 GMC-SS2 Station Stop Unit £37.95 | GM37 OO/HO Track Cleaning Pads (3) £5.50 GM39 N Track Cleaning Pads (3) £5.50 | N GREY BALLASTED UNDERLAY SYSTEM GM115 N Granite Ballast (500g) £3.45 GM118 N Granite Ballast (200g) £2.25 GM201 N Flexible Ballasted Underlay (5m) £22.95 GM205 N Point & Crossing Ballasting Kit £7.95 | GM195 Static Grass Starter Set £9.95 GM193 Puffer Bottle £4.65 GM169 Static Grass Glue (250ml) £6.95 GM170 Spring Grass Flock (30g) £3.05 GM171 Summer Grass Flock (30g) £3.05 GM172 Moorland Grass Flock (30g) £3.05 GM173 Meadow Grass Flock (30g) £3.05 GM174 Woodland Floor Grass Flock (30g) £3.25 | GM704 Large Valley Backscene £7.95 GM705 Large Cloudy Sky Backscene £7.95 GM706 Large Industrial Backscene £7.95 GM707 Large Housebacks Backscene £7.95 GM708 Large Pretty UK Town Backscene £7.95 GM751 Small Valley Backscene £4.95 GM752 Small Countryside Backscene £4.95 GM753 Small Open Field Backscene £4.95 GM754 Small Village Backscene £4.95 |
| GMC-D Twin Track £94.95 GMC-DZ Twin Track Z Scale £109.95 | | GM52 Multi Scale Track Tester £4.95 | N BROWN BALLASTED UNDERLAY SYSTEM GM113 N Brown Ballast (500g) £3.45 GM211 N Flexible Ballasted Underlay (5m) £22.95 GM215 Point & Crossing Ballasting Kit £7.95 | GM160 Light Green Hedgerow (1m) £6.75 GM161 Dark Green Hedgerow (1m) £6.75 | GM755 Small Cloudy Sky Backscene £4.95 GM756 Small Industrial Backscene £4.95 GM757 Small Housebacks Backscene £4.95 GM758 Small Pretty UK Town Backscene £4.95 |

THOUSANDS OF ITEMS ARE IN STOCK NOW. E & OE.
WE CAN DELIVER POST FREE TO MOST UK ADDRESSES



HIGHWAYS



OO SCALE WIDE ROAD SYSTEM

GM370 80mm Wide Tarmac Road (1m) £6.95

GM371 80mm Wide Universal Curves (2) £6.95

OO SCALE NARROW ROAD SYSTEM

GM375 68mm Wide Tarmac Road (1m) £6.95

GM376 68mm Wide Universal Curves (2) £6.95

N SCALE ROAD SYSTEM

GM390 40mm Wide Tarmac Road (1m) £6.95

GM391 40mm Wide Universal Curves (2) £6.95



TINY SIGNS

OO SCALE REPLICA SIGNS

TS009E BR (Eastern) Station Signs £1.95

TS009M BR (Midland) Station Signs £1.95

TS009NE BR (N Eastern) Station Signs £1.95

TS009S BR (Southern) Station Signs £1.95

TS009SCOT BR (Scottish) Station Signs £1.95

TS009W BR (Western) Station Signs £1.95

TS0021 Street Names £1.95

TS0022 BR Modern Image Station Signs £1.95

TS0023 Cornish Riviera Boards 1 £1.95

TS0024 Cornish Riviera Boards 2 £1.95

TS0025 Early Station Signs £1.95

TS0026 GWR Poster Boards £1.95

TS0027 LMS Poster Boards £1.95

TS0028 LNER Poster Boards £1.95

TS0029 Southern Poster Boards £1.95

TS0030 BR Poster Boards £1.95

TS0040 BR (Target) Sevenoaks/Oxford £1.95

TS0041 BR (Midland) Preston/Rugeley £1.95

TS0042 BR (Western) Truro/Taunton £1.95

TS0043 BR (Eastern) Hitchin/Grantham £1.95

TS0044 BR (NE) Durham/Morpeth £1.95

TS0045 BR (Scottish) Falkirk/Cranleigh £1.95

TS0046 BR (Southern) Woking/Axminster £1.95

TS0059 Carriage Prints £1.95

TS0060 Modern Image Road Signs £1.95

TS0067 Pub Signs £1.95

TS0070 Old Time Road Signs £1.95

TS0072 Pre-Grouping Travel Posters £1.95

TS0073 GWR Travel Posters £1.95

TS0074 LMS Travel Posters £1.95

TS0075 LNER Travel Posters £1.95

TS0076 Southern Travel Posters £1.95

TS0077 BR Travel Posters £1.95

TS0078 BR Modern Image Travel Posters £1.95

TS0079 Trackside Notices £1.95

TS0081 Enamel Advert Signs 1 £1.95

TS0082 Enamel Advert Signs 2 £1.95

TS0083 Enamel Advert Signs 3 £1.95

TS0084 Enamel Advert Signs 4 £1.95

TS00131 French Travel Posters
TS00132 French Travel Posters
TS00133 German Travel Posters
TS00134 German Travel Posters
TS00137 London Transport Posters
TS00138 London Transport Posters
TS00139 London Transport Posters

N SCALE REPLICA SIGNS

TSN9E BR (Eastern) Station Signs £1.95

TSN9M BR (Midland) Station Signs £1.95

TSN9NE BR (N Eastern) Station Signs £1.95

TSN9S BR (Southern) Station Signs £1.95

TSN9SCOT BR (Scottish) Station Signs £1.95

TSN9W BR (Western) Station Signs £1.95

TSN21 Street Signs £1.95

TSN22 BR Modern Image Station Signs £1.95

TSN23 Cornish Riviera Boards 1 £1.95

TSN24 Cornish Riviera Boards 2 £1.95

TSN25 Early Station Signs £1.95

TSN67 Pub Signs £1.95

TSN71 Road Signs £1.95

TSN79 Trackside Notices £1.95

TSN81 Enamel Advert Signs 1 £1.95

TSN82 Enamel Advert Signs 2 £1.95

TSN83 Enamel Advert Signs 3 £1.95

TSN84 Enamel Advert Signs 4 £1.95

TSN91 GWR Travel Posters £1.95

TSN92 LMS Travel Posters £1.95

TSN93 LNER Travel Posters £1.95

TSN94 SR Travel Posters £1.95

TSN95 BR Travel Posters £1.95

TSN96 Modern Travel Posters £1.95

OO SCALE REPLICA SIGNS

TS05 Trackside Notices LNER £2.50

TS06 Trackside Notices Midland £2.50

TS07 Trackside Notices SR Area £2.50

TS08 Trackside Notices GWR £2.50

TS09E BR (Eastern) Station Signs £2.95

TS09M BR (Midland) Station Signs £2.95

TS09NE BR (N Eastern) Station Signs £2.95

TS09W BR (Western) Station Signs £2.95

TS025 Early Station Signs £2.50

TS059 Carriage Prints £2.50

TS09E Enamel Advert Signs £2.50

TS097 Enamel Advert Signs £2.50

TS098 Enamel Advert Signs £2.50

TS099 Enamel Advert Signs £2.50

TS0103 GWR Travel Posters Small £2.50

TS0105 LNER Travel Posters Small £2.50

TS0112 BR Travel Posters Large £2.50

KESTREL DESIGNS

GM401 Plastic £4.25

GM402 Shop £4.25

GM403 Bungalow £4.25

GM404 Church with Porch £4.25

GM405 House/Shop Unit with Glazing £4.25

GM406 Two Shop Unit with Glazing £4.25

GM407 Four House Unit £4.25

GM408 Country Station £4.25

GM409 Country Station Buildings £4.25

GM410 Island Platform with Flat Canopy £4.25

GM411 Flat Canopy £4.25

GM412 Small Signal Box £4.25

GM413 Farm Rail Fencing Brown £4.25

GM414 Farm Rail Fencing White £4.25

GM415 Farm Rail Fencing Poles £4.25

GM416 Windows Doors & Guttering £4.25

GM417 Platforms (2) £4.25

GM418 Platform Yard Huts £4.25

GM419 Weighbridge & Office £4.25

GM420 Coal Office £4.25

GM421 Level Crossing/Keepers Cottage £4.25

GM422 Four Greenhouses £4.25

GM423 Two Domestic Garages £4.25

GM424 Water Tower £4.25

GM425 Corner Shop £4.25

GM426 Corner Shop £4.25

GM427 Three Storey Townhouse £4.25

GM428 Three Storey Town Shop £4.25

GM429 Modern Station £1.95

GM430 Modern Station Waiting Room £1.95

GM431 Station Masters House £1.95

GM432 Pair Pre War Semi Det. Houses £1.95

GM433 Boilerhouse & Chimney £1.95

GM434 Stable Block £1.95

GM435 Cow Shed £1.95

GM436 Barn £1.95

GM437 Farm House £1.95

GM438 Steel Footbridge £1.95

GM439 Modern Industrial Unit £1.95

GM440 Modern Fire Station £1.95

GM441 Platforms Wide (2) £1.95

GM442 Platform Ramps Wide (2) £1.95

GM443 Goods Shed £1.95

GM444 Town Station £1.95

GM445 Old Factory with Chimney £1.95

N GAUGE VALUE KIT SETS

GM42000 Station Set £1.95

GM42001 Town Set £1.95

GM42002 Suburban Set £1.95

GM42003 Farm Set £1.95

TOOLS

GM59 OO/HO Locomotive Wheel Cleaner £34.95

GM47 N Gauge Wheel Cleaner £34.95

GM51 Spare Pads for GM50 £17.95

GM49 Spare Pads for GM47 £17.95

GM619 Precision Lubricator £4.75

GM667 Superfine Oil Pen w/Teflon Particles £5.75

GM668 Electrical Contact Oil Pen £5.75

GENERAL MODELLING TOOLS

GM08 Modelling (115ml) £6.95

GM26 Track Rubber £2.95

GM27 Jammed Track Rubber £2.95

GM600 A2 Cutting Mat £4.95

GM601 A3 Cutting Mat £4.95

GM602 A4 Cutting Mat £4.95

GM603 A5 Cutting Mat £4.95

GM604 Round Nose Pliers £6.75

GM605 Flat Nose Pliers £6.75

GM606 Side Cutters £6.75

GM607 Half Round Pliers £6.75

GM608 Bent Nose Pliers £6.75

GM609 S/S Steel Tweezers (4) £5.75

GM610 Double Ended Pin Vice £9.75

GM611 Sawset 1 w/ Scalpel Handle £3.50

GM613 Trim-away Knife £4.95

GM614 S/S Scalpel & Blades £5.50

GM615 Plastic Scalpel & Blades £5.50

GM616 Cutting Knife & 5 Blades £5.50

GM617 Pick-Up Tool £4.95

GM618 Magnifier Forceps £2.85

GM621 Locking Forceps Curved £2.85

GM624 Swivel Top Pin Vice £4.05

GM625 Curved Tweezer R/Action £2.55

GM626 Straight Tweezer R/Action £2.55

GM627 Blunt End Tweezer R/Action £2.55

GM629 Cutting Discs (10) £4.25

GM630 Screw Top Mandrels (3) £4.25

GM631 Slitting Discs (10) & Mandrel £5.65

GM632 Budget Needle File Set £2.85

GM633 Glass Fibre Pencil 4mm £3.55

GM634 4mm G/Fibre Refills (10) £3.55

GM635 2mm Glass Fibre Pencil £4.35

GM636 2mm G/Fibre Refills (5) £4.35

GM638 Cutting Brushes 0.6-2.0 £5.65

GM640 Archimedian Drill Stock £5.65

GM641 HSS Jbbers Drills 0.5 (5) £7.75

GM642 HSS Jbbers Drills 0.8 (5) £5.35

GM643 HSS Jbbers Drills 1.0 (5) £6.15

GM644 HSS Jbbers Drills 1.2 (5) £6.95

GM645 HSS Jbbers Drills 1.5 (5) £6.15

GM646 HSS Jbbers Drills 1.8 (5) £3.65

GM647 HSS Jbbers Drills 2.0 (5) £3.35

GM648 Microbox Drills 0.3-1.6 £5.65

GM649 Microbox HSS Twist Drill Bits 61-80 £7.15

GM650 HSS Jbbers Drills 0.3 (5) £7.15

GM651 HSS Jbbers Drills 0.4 (5) £5.65

GM652 HSS Jbbers Drills 0.6 (5) £6.95

GM653 HSS Jbbers Drills 0.7 (5) £3.05

GM654 HSS Jbbers Drills 0.9 (5) £2.75

GM655 Spare Blades for GM614 £7.45

GM656 Spare Blades for GM616 £17.25

GM660 Pick n Place Twin Pack £20.25

GM664 Economy Sprue/Plastic Cutter £6.66

GM666 Clip On Magnifying Eye Glass £12.25

GM669 Pin Pusher with Depth Stop £12.25

GM670 Deluxe Paintbrush Set £12.25

GM693 Value Model Railway Drill £12.25

GM695 Model Railway Screwdriver Set £12.25

GM696 Masking Tape 6mm x 18m (2) £2.75

GM697 Masking Tape 10mm x 18m (2) £2.75

GM698 Masking Tape 18mm x 18m (1) £2.75

RAZOR SAWS

GM672 Razor Saw Superfine £10.95

GM673 3 in 1 Saw Set £13.95

GM674 Razor Saw Fine £10.95

GM675 Razor Saw Medium £10.95

GM676 Aluminum Mitre Box £14.95

GM677 Fine Woodcraft Saw £10.95

GM678 Flush Cutting Saw £14.95

GM679 Universal Razor Saw £11.95

SOLDERING IRONS & BITS

GM680 15W 230V Soldering Iron £17.95

GM681 25W 230V Soldering Iron £17.95

GM682 40W 230V Soldering Iron £17.95

GM685 15W No.8 Tip £6.85

Oakenshaw

Redditch Model Railway Club looked to West Yorkshire in the 1950s for its latest exhibition layout which, as **GUY CRADDOCK** explains, draws inspiration from across the region.

PHOTOGRAPHY, TREVOR JONES.

BACK IN 2010 we had just more or less finished our latest project Dagnell End (HM34) and we were starting to plan the next big club project - a West Midlands prototype location - and so our club members decided we needed a quick project to keep us occupied whilst we finished the research into the new one.

The club is fortunate to have a number of exhibition layouts, one of which was Gorcott, a Settle and Carlisle line based model. This was built in the mid 1990s and was never that successful as an exhibition layout even though it lasted over 15 years and was exhibited at 25 shows including some of the big national events. It travelled over 2,000 miles in the process in the back of hire vans. In hindsight we made the boards of too light a construction and the track radii on the curves into the fiddle yard from the main layout were too sharp. The last public showing was the York 2009 exhibition and after three days of running the layout it was apparent we needed to do something. That 'something' turned out to be dismantling it over the Christmas 2009 holiday period and thus Oakenshaw was born out of the salvaged parts.

We actually designed Oakenshaw to a degree as we have gone along, which is not best practice, as most readers will appreciate. We based the trackplan around the one for Gorcott, which is pure Midland Railway in configuration. Oakenshaw incorporates the station buildings, goods shed, signalbox and some of dry stone walls from Gorcott. Unfortunately most of the rest of the old layout ended up in the bin.

NEW SETTING

Oakenshaw is based on the Aire Valley line close to Keighley. The era is late 1950s and early 1960s just after these former Midland Railway lines in the area had moved into the short-lived North Eastern Region of British Railways. This meant the railway colours became blue and a creamy white and the station signs had orange backgrounds. This creates a slightly different setting for a former Midland Railway station and very much typifies the end of steam era on British Railways.

We have surrounded the railway with a typical mill town of stone buildings. Ideas for the buildings have been drawn from a wide area of Yorkshire with prototypes from places such as Holmfirth, Keighley, Shipley and Wakefield. The locomotives and rolling »



STATISTICS

| | |
|-----------------|--------------------------------|
| Owner: | Redditch MRC |
| Scale: | 'OO' |
| Length: | 18ft |
| Width: | 10ft |
| Track: | Peco code 75 |
| Control: | Analogue |
| Period: | BR Midland Region, 1950s/1960s |

1 Right: A 'Peak' diesel leads an express formed of Thompson stock across the viaduct.

2 Below: BR '9F' 2-10-0 92136 crosses the viaduct at Oakenshaw with a heavy through freight.



stock are very much what would have been seen in the area at the time. Inspiration for the layout also came from a weekend we spent in Holmfirth exhibiting Arrowmouth in October 2009 at the model railway show in that town. The opportunity was taken to photograph a number of suitable buildings which have provided ideas for the layout. A similar process took place when we exhibited Dagnell End at the Wakefield show in November 2009 where we found a suitable chapel to model for the layout.

Oakenshaw as a name is synonymous with railways in the Yorkshire area, with a number of places taking the name. Our Oakenshaw bears no resemblance to any of them and the name has more to do with the club tradition of naming our layouts after places in and around Redditch. Our real Oakenshaw is a housing estate in the club's home town!

As with any project you need targets or goals and thanks to Paul Jones, the exhibition manager of the Warley show, we had one. He agreed to allow us to exhibit the layout unseen at this year's event on November 22/23 meaning we had four years to complete Oakenshaw and the target has

certainly focused our minds. Unlike Dagnell End (which was the subject of a similar deadline) this time we will be able to first exhibit the layout at our own club show on September 21/22 which will allow us to iron out any problems at our home exhibition.

The scale is 4mm:1ft using 'OO' gauge track. Being a club layout it was thought the use of any of the finer scales would present problems with members having to convert any existing stock. The key to the package we have created with Oakenshaw are the correctly formed and weathered trains for the era portrayed. This does not mean detailed locomotives pulling out of the box ready-to-run stock and a huge amount of effort has been made to ensure that every item of stock, be it a brake van, parcels van, box van or carriage, has a similar style to its appearance including weathering. Equally trains have been formed correctly for the period using prototype images for inspiration.

It seems strange with manufacturers now making it even easier with the variety available that there are still exhibition layouts where there is little regard shown for the stock running round the layout.

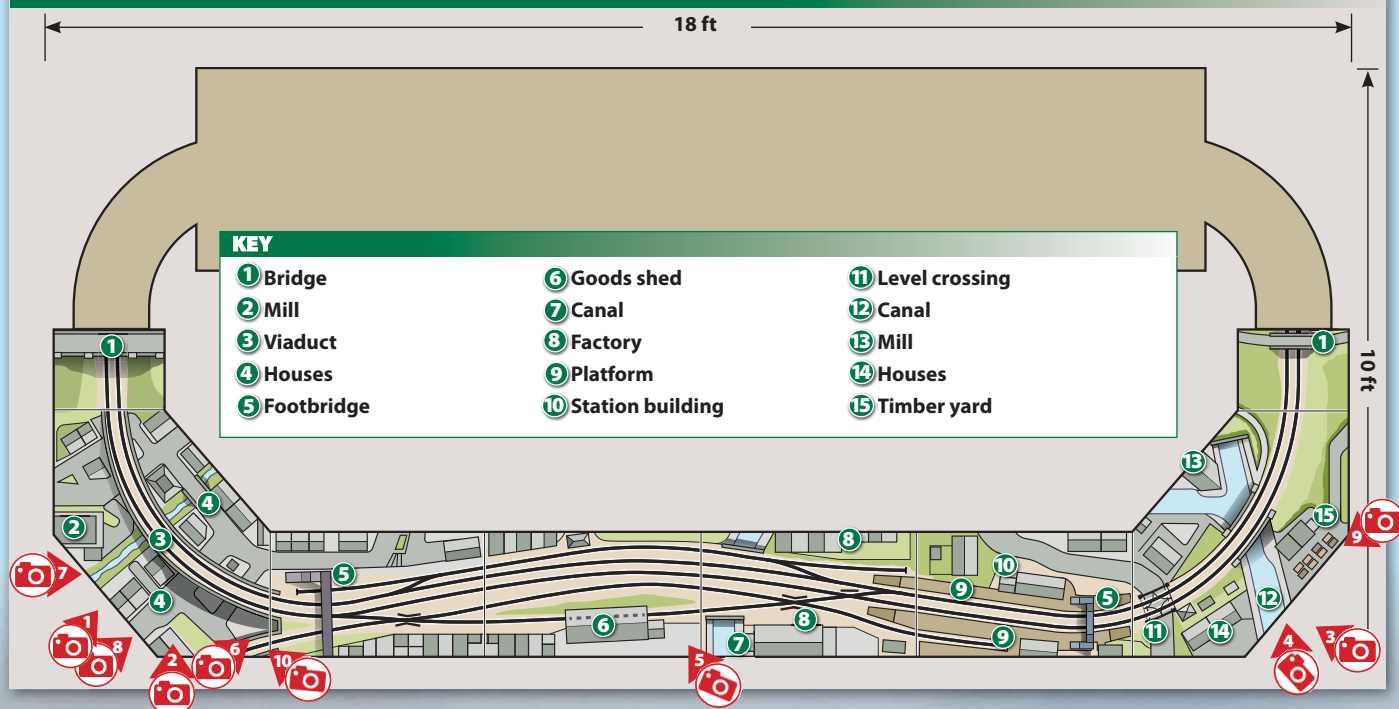
THE FOUNDATIONS

The baseboards are of a conventional solid top construction of plywood and chipboard. A chipboard sub-base which carries the track has been added three and half inches above the solid top. The result is a very firm and solid base for the railway. We make a simple jig out of a large flat piece of wood with battens around to get the corner joints square and built to a consistent size. The boards are joined together using pattern makers' dowels for alignment, which are incorporated in a metal rectangular plate. There are two of these in the ends of each board and the plates also incorporate a hole for a nut and bolt as well as the dowel. The dowels allow the layout to be assembled very quickly at shows with the track correctly aligned every time.

The entire track on the front of the layout on the scenic section is Peco code 75 laid on cork and then ballasted with fine granite chippings using diluted PVA glue in the conventional manner. The sleepers on the track immediately each side of the baseboard joint have been replaced with a copper-clad strip and the rail soldered to it for added strength. Once the track >>



OAKENSHAW TRACK DIAGRAM (NOT TO SCALE)



Barges traverse the canal as a pair of heavy freights, led by an '8F' 2-8-0 and '9F' 2-10-0, cross above.







was laid the rail sides were painted a rust colour and the whole formation has since been toned down using a variety of watered down acrylic colours.

During tracklaying a number of permanent magnets were installed under the track to operate automatic couplings on the trains. We have experimented with a number of coupling types including the Kadee coupling system. Kadee produces a large range of couplings, many of which simply plug into the coupling pockets on the latest ready-to-run stock. The permanent magnets we have used are a mixture of the Kadee standard permanent magnets and some we made up out of the magnets from door catches. The latter works as well as the Kadee version on totally straight track but on curves we have found it is better to use Kadee's own products. We also found that the Kadee coupler height gauge is a very good investment. Using the height gauge we made a simple coupling tester mounted on a short piece of timber at the end of a piece of track so the heights of couplings on all locomotives and rolling stock can be checked before use.

The fiddle yard used on this layout is the same one used behind Dagnell End and Chilcompton. We spent some time a few years ago creating this fiddle yard and it is made up of three 4ft x 3ft boards that pack face to face for transport and when set up provide a 16 road fiddle yard in a 12ft x 3ft area. This cuts down the use of storage space in the club room and also the cost of construction. This means that to build Oakenshaw it just required a new scenic front to the standard fiddle yard. The big disadvantage is we restrict the length of the layout to around 18ft and need to have common track centres for the joining of the main layout to fiddle yard.

BUILDINGS AND STRUCTURES

Every building on the layout is scratchbuilt. The smaller buildings are based around a thick card structure that is covered

in various plasticards. Virtually all of the windows we use either come from the plastic Dornaplas range made by Springside or from the Brassmasters range of etched brass windows and doors, the latter designed for use with the Scalescenes card kits. We have found the shop fronts and factory windows particularly good. There are a few bits from the Langley range, though we tend to use more of their white metal fittings.

The larger buildings have MDF as the bases and pieces of balsa as strengtheners. The art of scratchbuilding is very much getting the base structure right and the finishing of them such as weathering and details such as drainpipes. Within the club we are lucky to have a few members who are good at the skilled bits and a much larger nucleus of willing less skilled people to do the easier parts of construction. A number of those initially nervous members have developed their skills and confidence with practice. We always say to anyone not to be afraid of having a go as we only use card as a basis which we manage to get for nothing. After all, it can easily be scrapped and started again if construction doesn't go right.

The actual station buildings and goods shed are based on drawings of buildings in the David Jenkinson book *Rails Across the Fells* while the signalboxes are based on standard Midland Railway drawings. The main 'box on the layout is based on Dent on the Settle and Carlisle line and the smaller crossing 'box on the one at Oddingley in Worcestershire which is still in use today. These have been built using the same methods as the rest of the buildings.

At both ends of the layout bridges play an important part in setting the scene. The biggest is the five arch viaduct over the town. This has a chipboard track base with the remainder of the structure being constructed using a fairly thick plasticard which started life as a temporary shop sign. In the best endeavours of model railways we rescued it from the bin and »



Above: A pair of '9Fs' crosses the canal at Oakenshaw with a van train.



Left: A '4F' 0-6-0 leads a pick up goods through Oakenshaw as a Fowler '4P' 2-6-4T enters the station with a stopping train.



Right: A Stanier 'Jubilee' moves onto the curved viaduct with its through express.

HOW IT WAS DONE

Signals

We were determined to have working signals on the layout and started by using Model Signal Engineering components to assemble a variety of signal types representing both Midland Railway lower quadrant and LMS/BR upper quadrant or a mixture of the two. All are worked using small servo motors mounted under the baseboards to control the signal arm movement.





made use of it! The bridge that provides the scenic break is totally made of this plastic. Again, like the rest of the other buildings they are covered in various plasticards to create the final stone finish.

SCENERY

Whilst much of the layout is covered in either buildings or the railway we were keen to have some greenery on the layout. The scenery is supported on expanded polystyrene covered with plaster bandage with additional Polyfilla. When this is dry, the ground is painted using mixtures of green and brown poster paints. The scenic ground cover is then built up using chopped

foam compounds or scenic foliage to give the ground cover some depth. This is added in several layers over a period of days.


Something that has become a signature feature on our layouts is that of Rose Bay Willow Herb, which was very prolific on railway embankments. Each plant is individually made around a bristle from a broom. Coloured pieces of foam from the Green Scene range are stuck on and once dry parts are highlighted with poster paint and each one is individually 'planted' on the layout.

Salvaged from the Gorcott layout are the stone walls. We pioneered the construction method on Gorcott and have

used it on our other layouts including Arrowmouth. It has provoked much questioning at shows over the years.

There are several commercially produced wall sections on the market but when about 20ft was required for Gorcott, it would have worked out rather expensive. We therefore had to find some way of making them. After some thought and experimentation we hit upon the idea of using cork tiles. These were broken up into small random stones

of a suitable size and then individually horizontally laid to make up the wall. The tops were made from more suitably shaped tile pieces laid vertically. Once assembly was finished the whole wall was spray



Ivatt '4MT' 2-6-0 43106 fills the air with thick black smoke as it works hard through the mill town of Oakenshaw.

HOW IT WAS DONE

The backdrop

The backscapes provoke a fair amount of comment at exhibitions, as they are semi three-dimensional. This gives a very effective sense of depth without taking too much space. The pictures are taken from old calendars that we have collected over the years and downloaded pictures from the internet. Many hours were spent finding the right perspective and building the cuttings up to form a picture. The pictures are mounted on card and using two or three layers of these pictures with card spacers between them. Once these are made up careful painting of is done using poster paints to remove modern-looking items such as cars and so on. Before they are installed each section is matt varnished to remove the shine.

Electrics

Point control is via H&M point motors. Our club was fortunate in the 1970s to purchase vast numbers of these motors and we have found ways of making them more reliable, such as removing the wiper contact switch. The layout is wired for conventional analogue control via two control panels, one each for the Up and Down lines. Despite using Digital Command Control (DCC) for Dagnall End we received resistance from a couple of members to using it for this layout even though our next two layout projects will definitely be DCC.

painted with grey car undercoat paint as a base colour and then weathered.

We have experimented with a number of different methods of creating water features on our layouts. On Oakenshaw we required a number of sections of canal and a small stream. This time we used the Woodlands Scenics water in a bottle, which is basically a resin that you pour into the area you want the water and leave it overnight to set. It took a bit of experimenting and we started with one of the sections of canal. The base was created and painted with suitable acrylic colours and the water is poured. Of course, you have to ensure the whole area is sealed, otherwise - as

with our first attempt - some of the water escapes and ends up in a pool on the floor!

THE TRAINS

As with all of our club exhibition layouts all of the locomotives and trains are owned by the members. We have found this encourages members to want to provide stock for exhibition layouts and develop their own collections. All the locomotives and rolling stock used on the layout are a mixture of ready-to-run and kit built items, all suitably detailed and weathered to portray the era and location of the layout.

Being a Midland Region layout the locomotive fleet is drawn from the former »



The timber yard of Treefellas dominates the scene as a Stanier '8F' leads a block oil train through Oakenshaw.



A Midland '3F' 0-6-0 has charge of a milk train which includes vans from the Southern Region.

LMS roster with passenger traffic handled by the likes of 'Patriot', 'Royal Scot' and 'Jubilee' 4-6-0s working alongside Fowler and Stanier 2-6-4Ts too. 'Pacifics' are used sparingly on Oakenshaw as these were more common on major routes such as the West Coast Main Line, but we do have a couple of BR Standard 'Pacifics' on the roster including a 'Clan' 4-6-2.

On the freight side there is a wide variety of motive power spanning from Midland Railway designs right through to 'modern' – for the 1950s at least – BR Standard freight locomotives. These include Midland '3F' and '4F' 0-6-0s, the Ivatt '4MT' 2-6-0s, '8F' and 'WD' 2-8-0s and the essential BR '9F' 2-10-0s. A small number of diesels are also on the fleet for Oakenshaw including a Class 24 and 45 together with a Class 110 'Calder Valley' three-car DMU.

The formations vary from through express trains to short stopping trains while freight traffic is representative of the era with slow mineral trains running side by side with pick up goods, van trains and even milk trains. We also have a rake of 45ton TTA tankers representing one of the new block oil wagon flows which were introduced in the early 1960s.

MORE TO COME...

Whilst Oakenshaw is complete enough to exhibit we plan to continue to add detail to the layout. We also need to continue to perfect the layout's operation. Not wanting to lose the momentum in getting the layout ready for the Warley National Model Railway Exhibition, we have already started on our next project which is something totally different. The new layout is called Smallwood and is a 1970s set end to end layout, to be followed by the big West Midlands prototype layout, to be set in the same period. We hope to bring you the full story on both these layouts in future issues of *Hornby Magazine* too. Watch this space... [Hornby](#)



SEE IT AT...

> REDDITCH MODEL RAILWAY
EXHIBITION - SEPTEMBER 21/22

> WARLEY NATIONAL
MODEL RAILWAY EXHIBITION
- NOVEMBER 22/23



METCALFE

READY CUT CARD KITS

MAIL ORDERS:

Metcalfe Models, Bell Busk
Skipton, North Yorkshire, BD23 4DU

PHONE ORDERS:

01729 830072

POSTAGE

up to £19.99 - £2.50
£20 and over - £4.50
We are now only taking UK orders.

RAILWAY



Single Track Engine Shed

Available in 00 and N scale in either red brick or stone styles. A detailed kit both inside and out with fine laser cut components.

00 Red Brick / PO331 / £15.99
N Red Brick / PN931 / £10.99
00 Stone / PO332 / £15.99
N Stone / PN932 / £10.99

RAILWAY



Stone Wayside Station

One for Great Western fans, but will sit well in any small town or rural location.

00 / PO238 / £16.99
N / PN138 / £9.50

RAILWAY



Wayside Station Shelter

Designed to sit alongside PO238 Wayside Station
00 / PO239 / £11.99
N / PN139 / £9.50

RAILWAY



GWR Signal Box

Die cut card kit featuring fine laser cut components. Can be built either brick or stone.
00 / PO330 / £14.99

TOWN & COUNTRY



Semi-Detached Houses

A pair of inter-war Voysey style houses. This version only in 00, see online for N Scale version.
00 / PO266 / £12.50

TOWN & COUNTRY



Low Relief Cinema

Cinema and two shops. Ideal for high street backdrop scene.
00 / PO206 / £9.20
N / PN170 / £6.50

TOWN & COUNTRY



Service Station

Small garage facility with showroom, service bays and petrol pumps. Features plastic components. Cars not included.

00 / PO281 / £13.99

RAILWAY



Platform Kit

Can be built to any shape: curved, straight, islands, bays.

00 Red Brick / PO216 / £10.75
N Red Brick / PN110 / £8.25
00 Stone / PO235 / £10.75
N Stone / PN135 / £8.25

MINI KIT



Platform Underpass

Two stairways that disappear in to an imaginary subway. Only available in N Gauge.

N / PN816 / £5.50

RAILWAY



00 Scale version platform not included

N Scale version (4 bays)



Two-Bay Platform Canopy

A detailed laser cut canopy, ideal for all platforms. Add more kits to extend the length or width. **Important:** Requires use of Ultra Fine Glue Applicators.

00 / PO340 / £14.99
N / PN940 / £16.50

 Find us on Facebook


METCALFE

READY CUT CARD KITS

www.metcalfemodels.com

See our NEW kit below

RAILWAY



Above: Tapered retaining wall with PN147 Bridge. Ramp not included.

Tapered Retaining Walls

Part of our NEW modular kit range. This is ideal for running on to the PN144 walls or can be made into a ramp for use with the PN147 Bridge

N Stone / PN149 / £8.99
N Brick / PN148 / £8.99

RAILWAY



Mainline Station

A superb mainline station kit with lots of features and scope for expansion. With the addition of other Mainline kits, this can be created as a through-station or terminus.

00 / PO230 / £13.99
N / PN130 / £10.25



Visiting Skipton? You will find the full range of Metcalfe kits at Craven Model Centre, Mount Pleasant, Skipton High Street, BD23 1JZ

Follow us
@MetcalfemodelsT



RAILWAY

Pictured above



Retaining Wall

A sectional wall that can be extended with extra kits. Features laser cut top capping stones for crisp, clean finish.

N Stone / PN144 / £8.99
N Red Brick / PN145 / £8.99

00 VERSION DUE SEPT

RAILWAY

Bridge

Bridge designed to stand with retaining wall and tapered retaining wall. See left.

N Stone / PN147 / £11.99
N Brick / PN146 / £11.99



TOOLS

Glue Applicators

Ultra fine applicators for precise flow of liquid glue. Do not use with solvents. Pack of 3. MT907 / £3.50



RAILWAY



Parcels Office & Waiting Rooms

Two sets of buildings with platforms and canopies. 00 / PO231 / £12.99
N / PN131 / £9.99

RAILWAY



Island Platform Buildings

A set of waiting rooms for central platform. 00 / PO234 / £10.25
N / PN134 / £9.25

MINI KIT



GWR Benches

Pack contains four fine-detailed laser cut benches with GWR logo. Only in 00. 00 / PO501 / £5.75

MINI KIT



Picnic Tables

Pack contains three table with umbrellas. Note: Umbrella poles not included. Made from paper clips. Only in 00. 00 / PO510 / £5.50

RAILWAY



Footbridge

A platform to platform bridge which can be extended with the addition of extra kits. 00 / PO236 / £10.35
N / PN136 / £9.50

HORNBY
magazine

GREAT ELECTRIC

TRAIN SHOW

OCTOBER 11/12 2014

2014 PREVIEW

27 layouts from 'N' to Gauge 3 are taking part in the Great Electric Train Show including the Southampton Model Railway Society's stunning 'O' gauge layout Casterbridge. A BR '4MT' 2-6-0 leads a goods through the station while a '5MT' 4-6-0 waits to depart.

Trevor Jones/Hornby Magazine.

With just a few weeks to go until the *Hornby Magazine* Great Electric Train Show opens its doors, **MIKE WILD** previews this event and gives a full run down of the exhibits, demonstrators and traders booked to take part.



27 LAYOUTS, 30 trade stands, seven demonstrators and the stunning collection of the Heritage Motor Centre – Hornby Magazine's Great Electric Train Show is one of the modelling events of the year. This year the exhibition takes place on the weekend of October 11/12 and our team has been busy assembling an impressive line of exhibits to build on the success of last year's first Great Electric Train Show. We've also extended the floor space available to the show allowing more exhibits and a new dedicated Skills Zone to be introduced.

The venue for the event – the Heritage Motor Centre located near Gaydon in Warwickshire – has first class facilities and is within easy reach of Birmingham, Coventry, Leamington, Warwick, Banbury and the whole M40 corridor as it is just off Junction 12 of this major motorway. If you are travelling by public transport a free bus service will be operating between Leamington



Titheridge Junction from Bradford MRC is making its second ever outing at the Great Electric Train Show. Modelled in 'N' gauge it captures a slice of the Western Region in the 1970s. Mike Wild/Hornby Magazine.

railway station and the entrance to the show.

The Heritage Motor Centre offers a superb, modern, fresh and inviting atmosphere, and entry to the Great Electric Train Show includes complete freedom of the museum too which has huge displays of British cars, both road and race. There is onsite catering too and the museum and conference areas are fully accessible for disabled visitors.

THE LAYOUTS

This year's layout line-up covers a wide range of scales from 'N' gauge right through to Gauge 3. In total 27 layouts have been confirmed for the show and these include magazine favourites, high profile exhibition layouts and new layouts which haven't been seen in the region before. Topping the billing are the Southampton Model Railway Society's giant 'O' gauge continuous run layout Casterbridge (HM66), High Wycombe and District Model Railway Society's impressive 38ft long 'OO' gauge layout Hinton Parva (HM9) and the Horfield Model Railway Group's Horfield (HM80), but that's just the tip of the iceberg.

For modern traction fans we have Halifax MRC's Acton Parkway (see pages 50-57) and John Polley's widely recognised London Underground layout Abbey Road (HM39) while the BR blue era is represented in 'N' gauge by Geoff Buttler's Mytholm (HM77) and Bradford MRC's recently completed Titheridge Junction (HM83).

The BR steam and transition era is represented with a strong list of layouts including Bob Vaughan's delightful and compact Condicote (HM7), Duxbury from the Leamington and Warwick Model Railway Society (HM71), Peter Midwinter's Glen Gillie and Loch Inch (HM71), Peter Crichton's Holcombe Brook and Tottington (HM65), Crawley Model Railway Society's Wellbridge (HM12) and many more.

The ever popular Thornbury Hill by the Thornbury Hill Model Railway Group (HM63) will also be at the show and we've lined up a superb Triang Minic Motorways display via David Lyon. For younger visitors Anthony Clifton will be bringing Wheeler's Lane to the show, which is operated by push buttons.

More 'N' gauge layouts have been confirmed ➤





John Polley's ever popular Abbey Road will be representing London Underground operations.
Trevor Jones/Hornby Magazine.

SKILLS ZONE EXHIBITORS

| Name | Display |
|-------------------------|-------------------------------|
| Tim Shackleton | Weathering |
| Mick Bonwick | Weathering |
| Paul Chetter | DCC sound |
| Tim Horn | Laser cut baseboards |
| Hatton's Model Railways | 3D printing |
| 82G MRG | 'O' gauge locomotive clinic |
| DEMU | Diesel and electric modelling |

for the event, with Broadwater Junction from the Warley Model Railway club joining Gary Atkinson's Woodhead (HM87).

The weekend also represents the debut showing for *Hornby Magazine's* new Southern Region layout Twelve Trees Junction. This layout has been built over the last 12 months and is now nearing completion – its 34ft length making it the largest layout we've ever exhibited to



Layouts large and small are booked for the Great Electric Train Show. This is Hinton Parva, one of the big layouts, which is 38ft long! BR '8P' 71000 Duke of Gloucester races through the station with a TPO working as a '2P' 4-4-0 waits to depart with a stopping train. Chris Nevard/Hornby Magazine.

date. In a change to our plans, the Operation Build It! layout will now be a static display alongside Twelve Trees Junction as it is currently at the centre of a new project which will be making its debut at the Warley National Model Railway Exhibition in November.

For a full list of all the confirmed layouts for the Great Electric Train Show see Table 1.

THE SKILLS ZONE

New for the 2014 event is a dedicated Skills Zone. Building on the success and response to our demonstrators at the first Great Electric Train Show, this year we have seven dedicated demonstration stands in a special Skills Zone – and Greenscene and Ceynix Trees will be providing static grass and tree making demonstrations on their trade stands too.

For the Skills Zone we've collected together well known names from the magazine and the trade with a wide range of talents for show visitors to sample. Weathering experts Tim Shackleton and Mick Bonwick, both respected names in model railway weathering, will be on hand to discuss and demonstrate techniques >>

**FOR MORE IMAGES
GO ONLINE...**

GREAT ELECTRIC TRAIN SHOW.COM
HAS FULL DETAILS OF ALL THE
LAYOUTS, DEMONSTRATORS AND
TRADERS TAKING PART IN THE EVENT.
KEEP AN EYE ON THE HOME PAGE
FOR THE LATEST ANNOUNCEMENTS
IN THE RUN UP TO THE EVENT...

TABLE 1 – THE LAYOUTS

| Name | Scale | Period | Exhibitor |
|-------------------------------|---------|----------------|-------------------------------|
| Abbey Road | 'OO' | 1990s-2000s | John Polley |
| Acton Parkway | 'OO' | 2000s | Halifax MRC |
| Broadwater Junction | 'N' | 1950s-1960s | Warley MRC |
| Casterbridge | 'O' | 1950s-1960s | Southampton MRS |
| Condicote | 'OO' | 1950s | Bob Vaughan |
| Connaught Road | 'OO' | 1960s | Ralph Williams |
| Crewlisle | 'OO' | 1950s-1980s | Peter Goodman |
| Duxbury | 'OO' | 1960s | Leamington and Warwick MRS |
| Glen Gillie and Loch Inch | 'OO' | 1950s-1960s | Peter Midwinter |
| Hinton Parva | 'OO' | 1950s-1960s | High Wycombe and District MRS |
| Holcombe Brook and Tottington | 'OO' | 1960s | Peter Crichton |
| Horfield | 'OO' | 1950s-1960s | Horfield MRG |
| Knight's Hill | 'OO' | 1960s | Malcolm Briggs |
| Llangenydd | 'OO' | 1950s | Ken Jones |
| Minic Motorways | 'OO' | Vintage layout | Dave Lyon |
| Mullicombe | 'OO' | 1970s | Justin Adams |
| Mytholm | 'N' | 1970s-1980s | Geoff Buttler |
| Operation Build It! | 'OO' | 1950s-1960s | <i>Hornby Magazine</i> |
| Pixash Lane | 'OO' | 1960s | Chris Hopper |
| Snug End | 'OO' | 1960s | Graham Gatehouse |
| Thornbury Hill | 4mm | 1950s-1960s | Thornbury Hill MRG |
| Titheridge Junction | 'N' | 1970s-1980s | Bradford MRC |
| Twelve Trees Junction | 'OO' | 1950s-1960s | <i>Hornby Magazine</i> |
| Warton Road | Gauge 3 | Preservation | John Witts |
| Wellbridge | 4mm | 1950s-1960s | Crawley MRS |
| Whealers Lane | 'OO' | Mixed | Anthony Clifton |
| Woodhead | 'N' | 1950s-1980s | Gary Atkinson |



The Great Western Main Line is the subject of Horfield, modelled in 'OO' scale by the Horfield Model Railway Group. Trevor Jones/*Hornby Magazine*.

Crawley MRS will be exhibiting Wellbridge – its 4mm scale Southern Region layout. Chris Nevard/*Hornby Magazine*.





Geoff Buttler's Mytholm represents West Yorkshire in the BR blue era.
Mike Wild/Hornby Magazine.

TABLE 2 TRADERS

- ADM Turntables
- Aspire Gifts and Models
- Bachmann
- Ceynix Railway Trees
- Cheltenham Model Centre
- DC Kits/D&E Videos
- DCC Supplies
- Digitrains
- Don Bishop Photography
- Eileen's Emporium
- Ellis Clark Trains
- Golden Age Models
- Greenscene
- Grimy Times
- H&A Models
- Hornby Magazine
- Leamington and Warwick MRS
- Lord and Butler
- Modellers Mecca
- Modelmania
- P&D Marsh
- Phoenix Precision Paints
- Roger Carpenter Photographs
- Skytrex Ltd
- Steve Currin Books
- Ten Commandments
- Tootally Thomas
- TTC Diecast
- Wealistic Models
- WM Collectables

**ORDER YOUR
ADVANCE
TICKETS
GO ONLINE:**

WWW.GREATELECTRICTRAINSHOW.COM
TEL: 01780 480404

Hornby Magazine's new Southern Region layout Twelve Trees Junction is set to make its debut at the Great Electric Train Show. A Bulleid 'Q1' 0-6-0 leads a breakdown train through the station.

Mike Wild/Hornby Magazine.

THE HERITAGE MOTOR CENTRE

The Heritage Motor Centre – the venue for the *Hornby Magazine* Great Electric Train Show – is home to the world's largest collection of British cars and is located in a purpose built art deco building in the Warwickshire countryside. The museum is located just off junction 12 of the M40.

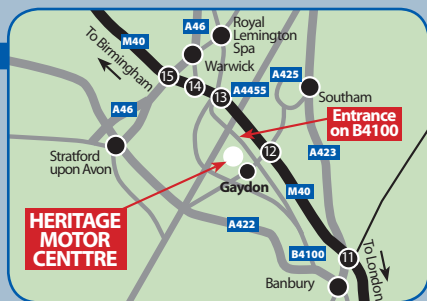
The centre opened in 1993 and was redeveloped as it is today in 2006 thanks to a Heritage Lottery grant of £1.3 million which allowed the museum to offer a much broader experience to visitors. The site includes a collection of more than 300 vehicles, archives and a vehicle restoration workshop.

The vehicle collection, which is entirely focused on British built cars, includes marques such as Austin, Morris, Mini, MG, Wolseley, Triumph, Aston Martin, Bentley and Morgan as well as British built cars from Vauxhall, Ford, Toyota and Honda. It includes road and race cars and up to 160 vehicles from the collection are usually on display - including the first Mini and E-Type Jaguar.

This year's exhibitions include 21 years of the Heritage Motor Centre and Aston Martin – a century of craftsmanship.

● www.heritage-motor-centre.co.uk has full details of the current museum and temporary exhibitions.





BY ROAD

The Heritage Motor Centre is located off Junction 12 of the M40 on the B4100 just outside the village of Gaydon. The museum is signposted from the motorway and ample free parking is available on site. Stewards will be there to assist with parking and spaces are available for disabled visitors. The postcode for satellite navigation devices is CV35 0BJ.

BY RAIL

Leamington Spa is the nearest station to the venue and is served by Chiltern Railways, CrossCountry and London Midland services from locations including London, Birmingham, Manchester, Bournemouth, Stratford, Worcester, Coventry, Oxford, Newcastle, Leeds and Southampton amongst others.

A complementary bus service will be available from Leamington Spa station to the Great Electric Train Show running on a regular basis on Saturday October 11 only.

for giving your models a realistic finish while DCC sound expert Paul Chetter will be on hand with his latest projects from the magazine and more.

Added to this we are proud to announce that Hatton's Model Railways will be putting on a demonstration of 3D printing technology in the Skills Zone while bespoke laser cut baseboard manufacturer Tim Horn will be showcasing his products and their assembly.

Not content with that, we have also lined up Diesel Electric Modellers United to promote diesel modelling together with the 82G Model Railway Group's 'Loco Clinic' dedicated to 'O' gauge modelling.

THE TRADE

Like the rest of the show, the list of traders for this year has continued to grow with new additions too including Golden Age Models, Modellers Mecca and more. Bachmann is a supporter of the Great Electric Train Show and will be at the event with a display of its latest products while offering the chance for readers to ask questions of the team first hand. Dapol's Head of Technical Operations Andy Forty will be on hand at the DCC Supplies stand to talk to visitors about Dapol's spares and repairs.

As well as this a wide range of trade stands including Cheltenham Model Centre, DC Kits, Ten Commandments, Lord and Butler, Grimy Times, H&A Models, Skytrex, Digitrains and Steve Currin Books and many more will be at the Great Electric Train Show.

For a full list of trade stands see Table 2.

THE DETAILS

| | |
|------------------------|--|
| Exhibition: | The Great Electric Train Show |
| Where: | Heritage Motor Centre, Banbury Road, Gaydon, Warwickshire CV35 0BJ |
| When: | October 11/12 2014 |
| Times: | Sat 10am-5pm, Sun 10am-4pm |
| Prices: | Daily advanced tickets: Adults/concessions £9, Children £7 (order by October 3) On the day: Adults £12, concessions £10, children £8 (under 5 free), Family (2+3) £34. Admission includes freedom of the Heritage Motor Centre. |
| Ticket hotline: | 01780 480404 |
| Website: | www.greatelectrictainshow.com |

FINAL COUNTDOWN...

As this issue goes on sale there are just four weeks to go until the Great Electric Train Show and we can't wait to open the doors. The stage is set for what looks to be another excellent weekend of railway modelling plus we're all excited to see all the highlight layouts from the pages of the magazine in the flesh as well as debuting our own new project. See you there! [JEDM](#)



BUILDING BRIDGES

The arch bridge is the perfect means of disguising the end of a scenic area. **NIGEL BURKIN** shows how he built a simple plastic kit for a brick arch bridge to disguise the end of a small scenic diorama.

BRIDGES and tunnels are favourite ways of concealing the change from scenic layout to off-stage areas such as fiddle yards. I opted for this time-honoured method for a small scenic diorama which features a single track main line running diagonally across a small baseboard, terminating against the backdrop where a bridge would provide the perfect view block.

A Wills Scenic Series kit for a simple single track arch bridge (Cat No. SS53) was the perfect

solution and a kit I am familiar with because it shares many common components with kit SS52 for brick retaining arches featured previously in *Hornby Magazine* (HM79).

The techniques used to build the bridge kit are similar, but not entirely the same. There are some important considerations to allow for including the width of the bridge, what will be crossing the bridge and how it is blended into the surrounding landscape. A kit of this nature should be assembled on a flat surface using an engineer's square to be

confident of a model that is true and level.

Three different adhesives and fillers were used to complete the kit. The main plastic sections were assembled together with 'Plastic Weld', a liquid solvent cement which does as the name suggests. When applied in sparing amounts along the join between two plastic parts, it softens the plastic so it literally sticks to itself becoming welded together. The bottle is supported in a simple stand to prevent it from tipping over and making a mess of the table top and damaging kit parts.

Redevelopment of a small scenic diorama for photographing locomotives and stock includes a simple brick arch bridge to disguise the point at which the track representing the main line would disappear from view. A farm road crosses the bridge detailed with textured surface and grasses.



TOOLS

- » Xuron Sprue cutters (optional)
- » Tweezers
- » Modelling knife and spare blades
- » Heavy duty knife, such as a Stanley knife
- » Steel ruler
- » Self-healing cutting mat
- » No. 1 paint brush for applying solvent cement
- » A selection of needle files for fine sanding
- » Micro brushes (optional)
- » Grade 600 wet and dry paper for cleaning kit parts or sanding boards in suitable grades
- » An accurate square (engineer's square)
- » Miniature spirit level

Avoid using too much solvent during kit construction because when styrene plastic, the most common plastic used in model kits, is flooded with solvent, it can become so soft that it will warp out of shape altogether. Softened plastic will take finger prints with ease and moulded detail can be lost through excess solvent application.

I find having a bottle of CA (Cyanoacrylate Adhesive) glue – or superglue if you prefer – to hand very useful for securing awkward pieces or to stick parts together which need an almost

instant bond, assisted with a CA glue accelerator. During the construction of the arch bridge, CA glue was used to tack the inner arch brick sheet to hold it in place before applying solvent cement.

Filler has a role to play too and that was applied along the join between the arch top brick and the arches to make a clean join. It can be used to reduce the definition of the brick work to give impression of repointed masonry to add variation to the model too. My preferred filler for plastic kit construction and remedial work is 'Squadron', commonly used in the scale and military modelling community.

PREPARATION

It is good practice to read through the instructions and undertake a dry run of the kit components before starting assembly with solvent cement. Examine where parts fit together and against moulded spigots. Look at how parts will need to be prepared to ensure that brick courses line up with each other. Clean up the edges of parts with wet and dry paper and look for moulding flash which will prevent parts from seating together correctly. The components moulded to the arch panels are not required for this model and should be carefully snipped away and the point at which the sprue joined the arch cleaned of any tags.

If you are new to kit construction of this kind, start by building up the pilasters, the short brick columns positioned at the end of the bridge parapets and the wing walls, to get a feel for things. Look at the brick courses carefully and ensure they line up during assembly.

Next, decide how wide the bridge is intended to be and cut the arch top infill from a piece of embossed brick card to the required width. Ensure that the brickwork will run across the arch correctly with the long side of the bricks at right angles to the arch (horizontal at the base of the arch) when it is assembled. Once the width of the bridge has been determined from the arch infill piece, the arch sides can be cut to size from the pair of brick sections provided in the kit.

Each moulded part is composed of thick sections making the construction stronger and less likely to warp. However, this presents you with the task of chamfering the edges of the arch sides down to match the brick arch pieces so the brick courses will line up without a distinct and unsightly edge at the corner. The easiest way of doing this is to pare down the edge of the arch sides evenly using a craft knife, file and finishing it with wet and dry paper. The same is done where the sides meet the arch

top infill piece. Finally, with the width of the bridge established, a bridge deck comprising of a strip of 60 thou plain styrene card may be cut to fit the bridge during construction. Allow for the roadway on either side of the bridge when measuring the length of the bridge deck.


INTO THE LANDSCAPE

Before fitting a bridge model permanently to a layout complete the tracklaying, painting and ballasting first, ensuring that the track passes through the centre of the arch. I could see some unrealistic gaps between the hard landscaping and the bridge when finishing the scene which had to be filled with scenery material to disguise them.

I used Woodland Scenics poly fibre and fine turf in green to create simple bushes which could be teased out and inserted into gaps between the hard shell and the bridge to create a seamless appearance. It was allowed to 'grow' over the capping of the wing walls to soften the outline of the structure. Along the base of the structure, grasses were applied to hide the gap between rail ballast and the lower edge of the brick work. The bridge must appear as if it has good solid foundations!

I finished the road to look like an unpaved farm lane by mixing silver sand in brown acrylic wall paint before applying it to the bridge deck. The effect of a slightly overgrown farm lane was enhanced with a smattering of static grass which was allowed to take root along the bottom of the pilasters and parapet walling!

One of the reasons why I had to take a little more care to blend the bridge into the landscape is that I made it removable. It is not glued to the diorama in any way. There is little actual contact between the hard shell and the structure which allows me to pull it off the layout and replace it with a different design of the same overall dimensions depending on the models I wish to photograph. The scenic treatment has to be applied to hide this gap, yet allow for the replacement of the model without too much disruption. Flexible scenery material such as Poly Fibre, foliage mat and Woodland Scenics 'Flowering Foliage' can be pushed aside and easily teased back into place during this operation.

To further complete the diorama and the brick arch bridge's place on it, I will complete the basic scenery together with weeds, bushes and shrubs over the rest of the diorama. Details will include a signal, fencing along the edges of the farm lane and a couple of trees, features that will be described in future articles. 



STEP BY STEP ASSEMBLING AND INSTALLING AN OVERBRIDGE



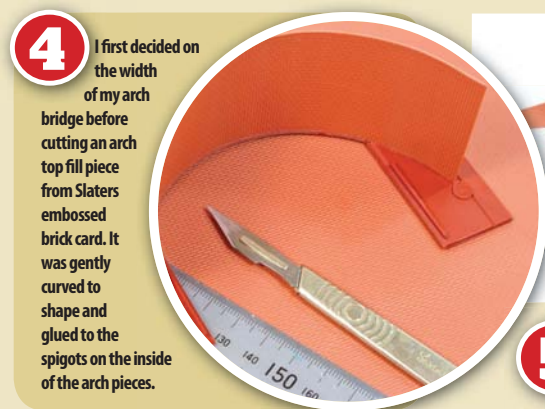
For around £12 the kit offers a large number of well defined and cleanly moulded components, enough to complete one arch bridge to cross a single line or narrow road. Four wing wall pieces are provided so both sides of the bridge can be detailed.



One feature of plastic kits in the Wills Scenic Series is the clean mouldings with excellent detail definition including brick courses on the brick arch kit. Once painted, the mortar lines will be easy to pick out with a thinned paint mix.



Xuron sprue cutters snip parts easily and neatly from the sprue, but if you don't have a pair of these then a sharp craft knife can be used too. Clean up the point on the mouldings where sprues were joined using wet and dry paper. The reveals and crown mouldings shown in this picture are not required.



4 I first decided on the width of my arch bridge before cutting an arch top fill piece from Slaters embossed brick card. It was gently curved to shape and glued to the spigots on the inside of the arch pieces.



5 Brick courses on the arch top infill piece are aligned so they run at right angles to the arch. The assembly was left to harden before adding the second arch moulding.



Arch sides are cut to size from the supplied brick panels and chamfered to match the arch mouldings. Care is taken to line up brick courses accurately and a square is used to ensure assembly is level and true.



Whilst the arch assembly hardens and solvent cement finally evaporates away, assemble the parapet mouldings off the model. They consist of two sides glued back to back with a capping of brick.



Assembly of the pilasters, which are neatly moulded with brick courses to the corners, is shown in this picture. Line up brick courses carefully for a neat finish. There is a neat capping stone to be applied to each pilaster.



Pilasters and parapet walling is added to the arch structure before the bridge deck of 60 thou styrene is fitted. Again, use a square to keep everything true!



10 The core structure is finished ready for test fitting to the diorama (or layout). Wing walls are assembled to it once the position of the bridge has been determined satisfactorily.



11 Positioning the arch bridge on the diorama to see how it is to be incorporated into the landscaping. Note the wing wall and pilasters prepared ready to be assembled to the model.

SCENIC MATERIALS

- Woodland Scenics materials including poly fibre, fine turf and scenic cement
- Landscaping materials including plaster cloth
- Plastic mesh and cardboard for landscape
- Static grass
- Fine silver sand
- Brown acrylic wall paint from a DIY or hardware shop

12



Once happy with the fit, landscaping was started using card and plastic mesh to support a hard shell of plaster cloth. Note how the mesh is cut to meet the wing walls.

13



Cheap masking tape is applied to the plastic mesh to prevent plaster from dripping through the supporting mesh structure.

14



Plaster cloth is applied in small pieces until the landscape becomes hard and strong enough to accept scenery. The small gap between the hard shell and the bridge wing walls is deliberate.

WHAT WE USED

- CA glue (superglue)
- Putty style filler
- Solvent cement
- Off-cuts of plain 40thou styrene card
- 60thou plain styrene card for the bridge deck
- Railmatch Acrylic paint colours: light and dark brick and mortar colours
- Anita Décor brick and stone mortar
- Embossed brick sheet

15

In the meantime, the arch bridge assembly is painted using a mixture of light and dark brick red and beige for the mortar which is thinned 20:1 with thinners so it flows easily into the brick courses.




16

Creating the link between nature and the man-made structure is achieved by hiding or filling unrealistic gaps between the bridge and the landscape with scenery material and ballast. Scenery consists of static grasses and poly fibre bushes with foliage of fine turf.



17

The project is completed with the bridge carefully blended into the surrounding scenery including some 'growth' over the left wing wall. An interesting little twist is that this bridge can be removed for further work and repairs if desired and made possible by the way in which the scenery was applied.



RUNNING IN




EVERY MODELLER gets a big hit from the moment they finally fight their way through the packaging and the eagerly awaited locomotive is there in front of them. I first experienced it getting on for 60 years ago and it's still a source of great joy today.

It's always tempting to put your brand-new locomotive on the track, couple it up to some suitable stock and send it on its way with no further attention. If it's to give off its best in performance, however, the model should really be properly prepared for service on your layout. With the current emphasis on electronics it's easy to forget that mechanical technologies still predominate in our hobby. With that comes the need for a film of efficient, effective lubricant to minimise wear on moving parts – and above all a proper period of running in.

Applied systematically, this process will enable the mechanical and electrical components to bed in properly, so the model visibly runs better. It also allow you to identify any minor glitches, the kind of things that digital technology can never fully iron out.

Even with today's high-quality models the difference a good running-in session – and proper lubrication – can make is remarkable. Engines run more smoothly, they start and stop better, they are quieter, they seem healthier all round. It's well worth doing, as I hope you will see.



Chris Walsh (producer of the Activity Media DVDs) has developed a design for a switchable rolling road. Each individual roller can be activated or isolated to check that pick-ups are working as they should. Here a Bachmann Class 37 is being set up ready for an extended running in session. The rollers are from the Bachrus range. Mick Bonwick.

ROAD TESTING

Having given the locomotive or multiple unit a quick visual checkover to see that all's well, a couple of minutes on the track will be sufficient for you to admire its looks and its capabilities and identify any major problems – engines that 'limp' badly, that run much better in one direction than the other, or make strange

noises and refuse to negotiate pointwork that has never been a problem before.

As a case in point, straight out of the box one engine unit on my Heljan 'Garratt' delivered a colossal 'thump' when running in reverse. A quick inspection revealed a coupling rod boss catching on a cab step that had become bent inwards in transit. A quick tweak and

Model locomotives work best with a period of running in. **TIM SHACKLETON** explores ways of making your models run better, right out of the box.

ROLLING ROAD MANUFACTURERS

| NAME | TELEPHONE | WEBSITE |
|------------------------|---------------|--|
| DCC Concepts | | www.dccconcepts.com |
| Bachrus | | www.bachrus.com |
| Direct Train Spares | 01282 438083 | www.directtrainspares-burnley.co.uk |
| Hornby | 01843 233500 | www.hornby.com |
| Buffers Model Railways | 01297 35557 | www.buffersmodelrailways.com |
| Wealistic Models | 0118 961 6471 | |



Even the very best models benefit from systematic running in. This Hatton's/Heljan Garratt is positioned on a set of DCC Concepts rollers for running in – the lack of support to the bogie wheels isn't a problem, but all driven wheels need to be supported during this process.


the problem was resolved, never to return.

Not long before, I'd bought a second-hand Hornby 2-6-4T whose pony truck derailed at every opportunity. Running bunker-first, though, there was no problem. A quick check with a back-to-back gauge (one of the most essential items in any modeller's tool kit) revealed the front wheels were out of gauge by more than a millimetre. All that was needed was to grip them between finger and thumb and pull them out a touch – another check with the back-to-back, and everything was fine.

A brand-new Bachmann Class 66, however, had a different and more complex problem. It ran in a very laboured way and although the motor was whirring away quite noisily, I could see that only one set of bogie wheels was turning – the other was basically being dragged along. Years ago I'd had exactly the same issue with an American model shipped over from the States and when I took the body off, I could see the cause at once – somewhere along the production line the boxed locomotive had taken an almighty shunt, and the plastic gear-tower cover clips had popped out. The component was rattling around inside the model and the cardan shaft carrying the worm gear had become dislodged.

Once the cardan shaft was realigned, with the gears meshed and the cover clipped back into place, the model ran perfectly. Thus forewarned, I took the body off my '66' and found exactly the same thing had happened. I

Take care when removing decoders from locomotives. They are robust enough to withstand normal handling but should never be forced.




restored the cardan shaft and gears, refitted the gearbox cover and the engine ran as smoothly as brand-new Bachmann models usually do.

REPAIR OR RETURN?

I always try and sort such things out myself but sometimes there are problems that can't be resolved and perhaps shouldn't be. If you get a poor runner, and you don't have a workshop full

The 21-pin decoder has been removed and is being replaced by a blanking plug so the locomotive will operate happily on straight DC during the running in process. This avoids any risk of damage to the delicate onboard electronics.



Left: It's incredible how much lubricant some Chinese factories seem to daub on to ready to run mechanisms. It is quite unnecessary. Over lubrication causes problems rather than solving them. Mick Bonwick.

Right: A wide variety of rolling road designs are available to assist with running in. This system supporting a Hornby Class 56 is supplied in the UK by Wealistic Models.

of tools and a lifetime of modelling experience to help you put things right, the model needs to go back to the shop for replacement. This is where buying over the counter will score hands-down over buying online – you may have got your model £5 cheaper than at the local model shop but they're not having to contact the dealer, arrange for the model to be returned and then waiting anxiously to see if they have another one in the same livery that works as it should.

A RUNNING ROUTINE

If you have a continuous run layout you can set your new model off round the circuit and leave it running at medium speed for as long as you like – perhaps overnight. However I feel you really ought to be there for at least the first half hour or so – it is not unknown for a locomotive that was initially smooth-running to slowly start to bind up and eventually overheat. In the worst case scenario, you can burn out the motor.

For maximum effectiveness you also need to vary the speed. My routine involves a half-hour spell at medium speed running forwards, followed by another half hour in reverse. After a five minute break (checking that the model feels cool – if it's hot to the touch then it's a sign that something might be wrong) I then crank the controller up to about 75-80% of maximum speed and do the same, forward and reverse. Finally the locomotive gets half an hour each way at a slow, steady plod. I never run a brand new model either flat out or at shunting speeds.

Once the initial running in period has been completed I let the model sit there to cool off and get its breath back. I always find that after a couple of hours' rest everything seems to have settled down and – after a check on the lubrication – the model is ready to enter service on your layout.

If you don't have a continuous run layout then the next best option is a rolling road. The system I use is the American Bachrus design which consists of matched pairs of free running rollers that clip on to a section of track and can be spaced out according to the wheelbase (and gauge) of the model involved. The two rollers on either side are insulated from one another so current can flow from the track and through to the locomotive's driving wheels. Most other designs of rolling road work on the same principle – there's not a lot to choose between

them in terms of their mechanical function but some definitely seem to be more stable than others. As ever, you get what you pay for.

I have six sets of Bachrus rollers and they will take anything I care to park on them. They are available for gauges from 'N' to 'G' and usually they stand on the test track beside my workbench. A Garratt or a Class 40 can simply sit there with its leading wheels hanging in space, but all driven wheels need to be supported at all times. Once set up I put the model on the rollers, check the wheels are sitting comfortably and then open up the controller. Following the procedure outlined above, I can then get on with things at my workbench while the model on the rolling road gradually runs itself in. I prefer to be there – the amount of time I spend in my railway room means this isn't normally an issue – because mishaps can and do happen. For reasons I've never understood, a locomotive once spontaneously shot off the rolling road and on to the workbench, and I've also had kitbuilt models begin to struggle as unforeseen mechanical problems started to make themselves manifest. These things are always frustrating but I feel it's best they emerge now rather than later, so they can be ironed out early on.

This running in process needn't be confined to brand new models. I find second-hand models often benefit from the treatment, especially if they've not seen much layout use. It's always a good idea to clean up and re-lubricate such models at the same time.

DCC ISSUES

My local model shop makes a tidy income out of replacing decoders that have been burnt out when over-excited owners have put their new locomotive on the track for the first time and plunged straight into an operating session.

The harsh truth is that you should never run a Digital Command Control (DCC) fitted model (especially one with a sound chip or smoke unit) without having run it in first on pure DC. This does mean having access to an analogue controller, but the vast majority of models with factory fitted DCC come with the chip set so it will also operate under DC control. This should – in theory at least – allow the process of running in to take place without any further adjustment. However it is best practice to isolate the decoder first and run in the model as if it were a straight

DC model. Tight spots can and sometimes do spell disaster – they cause sudden spikes of current that can destroy a sensitive decoder.

A modeller I know ignored this wisdom, and sound-fitted a BR '4MT' only to find that – though pre-owned – it had never been run before and it had a horrendous tight spot at about 50% of maximum speed! The decoder and speaker were removed in order to return it to DC mode (the sound decoder in this case wouldn't operate on DC) to try and get rid of the problem before reinstalling sound.

Fortunately the decoder wasn't damaged, but another friend wasn't so lucky. He'd attempted to replace the modest factory-fitted speaker supplied with the model – a Class 08, as I recall – with something with a bit more power. The decoder and speakers proved to be incompatible, an impressive cloud of smoke appeared when he tried to run the model, and the decoder is now only good for movement.

If you are planning to add a decoder whether it is a motor control or sound decoder to a locomotive yourself our advice is to carry out a running in procedure under analogue control first to check that all is well.

Sticky revolving fan mechanisms are another notorious source of difficulty. On straight DC this is an irritation rather than a genuine problem but with DCC you could be in trouble. Rather than risk a surge damaging your decoder, I'd suggest disconnecting the fans – on the real thing, they don't operate continuously in any case.

So the message is clear – always run in a model on straight DC, whether it comes DCC fitted or not. I suggest you give them between four and eight hours running before a chip is installed. You don't have to do any of this, of course, but the consequences can be expensive.

It is surprisingly simple to do. All DCC fitted models come with a blanking plate in the box. I remove the body, unplug the decoder and insert the blanking plate. The decoder isn't refitted until the locomotive is fully run in. There is no need to physically remove the decoder (unless it's a 21-pin version, of course). If it's an awkward shape or won't sit comfortably on top of the chassis, then make up a temporary support from styrene sheet to keep the metal bits and electronics apart. Then put the model on your rolling road or run it round your circuit as before.



OIL TO THE GOOD

Before or after running in (the choice is yours) you need to think about lubrication. Today's models come ready lubricated, often excessively so, and this can cause problems with oil and grease leaking out all over the track and especially the bodywork. Since running in may cause tiny particles of metal or plastic to flake off gears, brushes and suchlike, I'd suggest an oil change is sometimes a good idea.

Ready-to-run locomotives often suffer from lubricant seeping out of the mechanism. If you simply wipe it off the bodysides it will just come back and ruin the paint finish so we need to get to the heart of the problem. The first step is to give the body a thorough wash in household cleaner, followed by an invigorating bath in a dilute solution of ordinary vinegar. The acetic acid will help neutralize the chemicals that are causing the problem.

While the bodyside's soaking, we can partially dismantle the chassis to see where the problem lies. It's usually pretty obvious and the ironic thing is that with modern lubricants you simply don't need this quantity of grease. A tiny spot is perfectly adequate. I blast the geartrains with an isopropyl alcohol-based electronic cleaning solvent, before picking away at the grease with a wooden cocktail stick.

It's amazing how much gunk these solutions

can dislodge – and unlike WD-40 they don't damage plastics. Anything that remains can be gradually removed with a stiff brush dipped in the cleaning solvent. If you want to get serious, you could decant the cleaning fluid into an airbrush and crank up the pressure.


When it comes to relubricating, I've for many years relied exclusively on Nye lubricants in all my modelling applications – gummed-up 'pancake' motors, dust-attracting mechanisms and oil-soaked bodysides are very much a thing of the past for me. Compared with equivalent lubricants available through the hobby market, the difference Nye products make is remarkable in my view. A tiny amount is all you ever need. But even with these high-quality lubricants you still need to run in your mechanisms properly – once everything is sweet then a touch or two of the appropriate compound will keep things silky-smooth almost indefinitely. The Nye Lubricating Kit costs about ten times as much as the usual modeller's oils, but you'll rarely find a better illustration of the connection between value, performance and long-term benefit.

CONCLUSION

Proper, systematic running in has been a feature of my modus operandi for so long that I can't imagine not doing it. I will concede that some locomotives perform so well out of the box that, without using oscilloscopes and suchlike, it's difficult to see what improvement running in makes – although I'm sure it does.

However a great many more – and in some cases another example of the same model – derive considerable benefit from the process and the difference is usually obvious. Slight hesitations are ironed out, noise levels diminish, and locomotives become so much more controllable.

So, running in your models gives you a chance to identify problems, improve running and reduce the risk of damage to them – I don't think there's an argument against. **Hornby**



There is no point using cheap multi-purpose lubricant on expensive locomotives. The front bearings are being precision-targeted with a high-viscosity oil specifically designed for metal-on-metal applications.



Even elderly 'pancake' motors can benefit significantly from careful running-in and lubrication. The caked on grease on these Lima motor bogies will be washed off and replaced with a low-drag oil with a very light viscosity.

Secondary PASSENGER

The bread and butter passenger operations of the railway were secondary passenger workings that transported millions of passengers every year to and from work, towns and cities and everything in between. **MARK CHIVERS** puts together a selection of secondary passenger formations which you can replicate with ready-to-run rolling stock.



HAVING previously focussed on branch line passenger train formations (HM84), attention now turns to secondary passenger operations of the 1950s and 1960s, which whilst not as glamorous as express passenger services were a vital link for millions.

Secondary passenger trains encompassed branch line, main line suburban, long distance and cross-country stopping services. Many would start and terminate at major stations such as Birmingham, Cardiff, Glasgow, Leeds, Manchester, York and the London termini but there were many that purely provided a connection to and from express and other passenger services at main line stations across the network. Inevitably, many disappeared after the Beeching Report of 1963.

In steam days, secondary passenger services were identified by a single oil lamp positioned uppermost on the locomotive smokebox door. The Southern Region opted for a single white disc at the same position for its locomotives. Early diesel locomotive types would also display a single disc headcode at the uppermost point of the cab front, while later introductions featured four-digit headcode boxes to display the train reporting number. Again, the Southern Region continued to be slightly different,

opting for a two-digit headcode display for its multiple unit and diesel locomotive fleet.


Not surprisingly, a wide variety of 'OO' gauge motive power and rolling stock is available from the main model railway manufacturers to enable typical secondary passenger services from all regions of British Railways to be covered and there are plenty more locomotives in the pipeline, including Bachmann's forthcoming LMS Stanier 2-6-0, GWR '64XX' 0-6-0PT and LBSCR 'E4' 0-6-2T, Hornby's Peppercorn 'K1' 2-6-0, Holden 'D16/3' 4-4-0 and 2-HAL Electric Multiple Unit (EMU) as well as Kernow Model Rail Centre's LSWR Adams 'O2' 0-4-4T, all of which are currently in development.

Our focus this time features Bachmann's GWR 'Manor' 4-6-0, GWR 'Hall' 4-6-0, BR '4MT' 2-6-4T, BR '4MT' 2-6-0, LMS '4F' 0-6-0, Gresley 'K3' 2-6-0, Class 42 'Warship', Class 47, Class 101, Class 105 and Class 416 multiple units, Dapol's Class 22 Bo-Bo, Heljan's Class 35 'Hymek', Class 26 and Class 27 Bo-Bos, Kernow Model Rail Centre's Class 205 '2H' DEMU and Hornby's Maunsell 'Schools' 4-4-0, LMS 'Black Five' 4-6-0, Thompson 'B1' 4-6-0, BR '4MT' 4-6-0, Gresley 'B17' 4-6-0, Thompson 'L1' 2-6-4T, Class 31 A1A-A1A and 2-BIL EMU.

To complement these, suitable coaching stock for each region of British Railways is also readily available in 'OO' gauge including Bachmann's

comprehensive BR Mk 1 range, 63ft Bulleid, 60ft Collett and recently introduced LMS 57ft 'Porthole' types together with Hornby's prolific selection of Maunsell, Hawksworth, Stanier Period III, Gresley 61ft 6in and non-corridor Gresley and Thompson coaches. Hornby's new range of BR Mk 1 coaches provides a very useful and cost effective way to supplement the Bachmann range of Mk 1s, while Dapol's version of the Stanier Period III Composite (CK) coach is a useful model for supplementing a rake of Hornby's finer detailed models.

Still at the development stage are Bachmann's new 'OO' gauge LNER Thompson coaches, South Eastern and Chatham Railway 60ft 'Birdcage' stock, Southern Railway Parcels and Miscellaneous Van (PMV) and BR Mk 1 Covered Carriage Truck (CCT), the latter being a special commission for retailer Invicta Model Railways. Another retailer commission, Kernow Model Rail Centre's 'OO' gauge LSWR push-pull gate stock, is also still at the development stage.

The list below is not exhaustive and represents a snapshot example of secondary train formations from the 1950s and 1960s era, researched from prototypical operations that can be created off-the-shelf with readily available products. In certain cases you may have to customise or refine one or two livery elements to match with other British Railways era stock. 

A pair of 2-BIL EMUs pass Twelve Trees Junction carriage sidings heading south from the capital forming a stopping train. Secondary passenger workings like this were bread and butter work for the railway.



WESTERN



Bachmann GWR 'Hall' 4-6-0 BR lined green with late crests (32-006), BR chocolate and cream Bachmann Mk 1 BSK, 60ft Collett SK, 2 BR Mk 1 CKs, SK, BSK (39-079A/34-052A/39-129A/39-129B/39-029E/39-079B).

LOCATION: Teignmouth – 1959, Up local



SOUTHERN



Bachmann BR '4MT' 2-6-0 BR lined black with late crests (32-951), BR green Bachmann Mk 1 BSK, SK, CK, RMB, CK, SO, BSK (39-078D/39-028E/39-128B/39-262A/39-128C/39-053E/39-078E).

LOCATION: Southampton Central – 1962, Portsmouth to Cardiff



Hornby Maunsell 'Schools' 4-4-0 BR lined green with late crests (R2743), BR green Bachmann Mk 1 BSK, CK, BSK (39-078D/39-128C/39-078E).

LOCATION: Guildford - 1961, Redhill to Reading



Bachmann GWR 'Hall' 4-6-0 BR lined green with late crests (32-006), BR green Bachmann Bulleid BSK, CK, BSK (34-504A/34-554/34-504B).

LOCATION: Basingstoke – 1961, Bournemouth to Reading



Hornby Class 405 2-BIL EMU + 2-BIL EMU BR green (R3162/R3162A).

LOCATION: Aldershot - 1962, Guildford to Ascot



Bachmann/Kernow Model Rail Centre Class 205 2-H Diesel-Electric Multiple Unit BR green (31-235Z).

LOCATION: Ore – 1965, Ashford to Hastings



Bachmann GWR 'Modified Hall' 4-6-0 BR lined green with late crests (31-780), BR maroon Hornby Mk 1 CCT van, Hawksworth SK, Hawksworth BCK, Bachmann Mk 1 BG (R6314**/R4410A/R4413A/39-176D).

LOCATION: Westbury – 1963, Reading to Westbury



Dapol Class 22 BR green (4D-012-000), BR green Bachmann Bulleid BSK, SK, SK, CK, BSK (34-504A/34-529A/34-529B/34-554/34-504B).

LOCATION: Barnstaple Junction – 1964, Barnstaple Junction to Exeter Central



Heljan Class 35 'Hymek' BR green with small yellow panels (3517), BR maroon Bachmann Mk 1 BSK, CK, SK, SK, BSK (39-076E/39-126E/39-026F/39-026G/39-076F).

LOCATION: Braunton – 1968, Exeter St Davids to Ilfracombe

Bachmann Class 42 'Warship' BR blue (32-056DC), BR blue/grey Bachmann Mk 1 BCK, SK, SK, BG (39-225C/39-025D/39-025F/39-175C).

LOCATION: Dawlish – 1968, Exeter St Davids to Newton Abbot



| COACH DESIGNATIONS | |
|--------------------|-----------------------------|
| BCK | Brake Corridor Composite |
| BG | Gangway Brake |
| BS | Brake Second |
| BSK | Brake Corridor Second |
| BSO | Open Brake Second |
| C | Composite |
| CK | Corridor Composite |
| CL | Lavatory Composite |
| FK | Corridor First |
| FO | Open First |
| RB | Restaurant Buffet |
| RMB | Restaurant Miniature Buffet |
| S | Second |
| SK | Corridor Second |
| SO | Open Second |
| TSO | Tourist Open Second |

| 'OO' READY-TO-RUN COACHING STOCK | | | |
|---------------------------------------|------------------|---------------------------------------|--|
| CARRIAGE TYPE | MANUFACTURER | VEHICLES | |
| BR Mk 1 corridor stock | Bachmann | BSK, BG, BCK, CK, FK, SK, SO, RMB, RB | |
| BR Mk 1 corridor stock | Hornby | BSK, CK, SK, SO, TSO | |
| BR Mk 1 corridor stock | Replica Railways | BG | |
| BR Mk 1 57ft suburban stock | Bachmann | BS, C, S, SO | |
| BR Mk 1 64ft suburban stock | Replica Railways | BS, C, S, SO | |
| GWR Collett corridor stock | Bachmann | BCK, CK, SK | |
| GWR Hawksworth corridor stock | Hornby | BCK, BG, BSK, CK, FK, SK | |
| SR Bulleid corridor stock | Bachmann | BSK, CK, SK, SO | |
| SR Maunsell corridor stock | Hornby | BCK, BSK, CK, FK, SK, SO | |
| LMS Stanier non corridor stock | Dapol | BS, C | |
| LMS Stanier Period III corridor stock | Hornby | BSK, FK, SK | |
| LMS Stanier Period III corridor stock | Dapol | CK | |
| LMS Stanier Porthole corridor stock | Bachmann | BCK, BSK, CK, FK, SK, SO | |
| LNER Gresley Corridor stock | Hornby | BCK, BG, FK, SK, RB | |
| LNER Thompson corridor stock | Bachmann | BCK, BSK, CK, FK, SK | |
| LNER Gresley non-corridor stock | Hornby | BS, CL, S | |
| LNER Thompson non-corridor stock | Hornby | BS, CL, S | |

MIDLAND



Bachmann LMS '4F' BR black with late crests (31-882), BR maroon Stanier Period III Hornby BSK, Hornby SK, Hornby BSK (R4236A/R4235Bv/R4236B).
LOCATION: Bath Green Park – 1962, Templecombe to Bath Green Park



Hornby LMS '4P' 2-6-4T BR lined black with late crests (32-877/R2529), BR maroon Bachmann Mk 1 suburban BS, S, S (34-626/34-602A/34-603A).
LOCATION: Hesketh Bank - 1964, Preston to Southport

EASTERN



Hornby/Bachmann Thompson 'B1' 4-6-0 BR lined black with late crests (R3000/31-716), BR maroon Bachmann Mk 1 BSK, SO, FK, SO, SO, BSK (39-076A/39-051/39-151/39-051A/39-051B/39-076G). **LOCATION:** Finsbury Park - 1962, Down local



Bachmann Gresley 'K3' 2-6-0 BR lined black with early crests (32-276), BR carmine and cream Hornby Gresley 61ft 6in BCK, SK, SK, Bachmann Mk 1 CK, Hornby Gresley 61ft 6in FK, SK, Bachmann Mk 1 BSK (R4178B/R4180/R4180A/39-127B/R4179A/R4180/39-077D).
LOCATION: Bishops Stortford – 1957, London Liverpool St to Cambridge



Heljan Class 23 BR green (2323), BR maroon Hornby Gresley 61ft 6in BCK, Gresley 61ft 6in SK, Bachmann Mk 1 SK, SK, SK, Hornby Gresley 61ft 6in BCK (R4566/R4568/39-026H/39-026H/39-026H/R4566). **LOCATION:** Belle Isle – 1961, King's Cross suburban



Bachmann Derby Lightweight two-car DMU BR green with small yellow panels (32-515A).
LOCATION: Long Melford - 1967, Cambridge to Sudbury

SCOTTISH



Bachmann Fairburn 2-6-4T BR lined black with late crests (32-877), BR maroon Bachmann Mk 1 BG, BR crimson Hornby Maunsell 'BY' van, BR maroon Hornby Stanier Period III SK, BR maroon Hornby Stanier Period III BSK (39-176D/R4347C/R4235B/R4236B).
LOCATION: Gatehouse-on-Fleet – 1963, Stranraer to Dumfries



Bachmann BR '4MT' 2-6-4T BR lined black with late crests (32-360), BR crimson Hornby Gresley non-corridor BS, BR crimson Thompson non-corridor CL+BS (R4522/R4575/R4577). **LOCATION:** Dunkeld – 1960, Blair Atholl to Perth



Heljan Class 27 BR green with small yellow panels (2708), BR maroon Bachmann Mk 1 BSK, RMB, SK, CK, BG (39-076A/39-261/39-026E/39-126C/39-176D).
LOCATION: Rannoch – 1967, Mallaig to Glasgow



Hornby/Bachmann BR '4MT' 4-6-0 BR lined green with late crests (R3016/31-119), BR maroon Bachmann Mk 1 SK, BSK, CK, SK (34-528A/34-503A/34-553A/34-527A).

LOCATION: Barmouth – 1966, Local service from Pwllheli



Bachmann Fairburn 2-6-4T BR lined black with late crests (32-877/R2529), BR maroon Hornby Stanier Period III BSK, Dapol 57ft non-corridor C, BS (R4236B/4P-010-06/4P-010-005).

LOCATION: Bolton – 1960, Local train



Bachmann Class 101 two-car Diesel Multiple Unit (DMU) BR green with 'speed whiskers' (32-285).

LOCATION: Chee Tor - 1963, Millers Dale to Buxton



Hornby Thompson 'L1' 2-6-4T BR lined black with early crests (R2913), BR crimson Bachmann Mk 1 suburban BS, S, S, S, BS (34-626/34-605/34-605A/34-606A/34-628A).

LOCATION: Rickmansworth – 1956, Aylesbury to London Marylebone



USEFUL LINKS

| | |
|---------------------------------|--|
| Bachmann | www.bachmann.co.uk |
| Dapol | www.dapol.co.uk |
| Heljan | www.heljan.dk |
| Hornby | www.hornby.com |
| Invicta Model Rail | www.invictamodelrail.com |
| Kernow Model Rail Centre | www.kernowmodelrailcentre.com |



Hornby LMS 'Black Five' 4-6-0 BR lined black with late crests (R2857), BR maroon Stanier Period 3 Hornby BSK, Hornby SK, Hornby BSK (R4236A/R4235B/R4236B).

LOCATION: Lanark – 1963, Carstairs to Lanark



Heljan Class 26 BR green with small yellow panels (2607), BR maroon Bachmann Mk 1 BSK, CK, SK, BSK (39-076C/39-126C/39-026E/39-076D).

LOCATION: Heriot – 1965, Hawick to Edinburgh

NOTES

* A ready-to-run version of the SR PMV is also currently under development from Bachmann.
 ** A new ready-to-run model of the Mk 1 CCT is also under development by Invicta Model Rail.

Be careful with SMOKE UNITS!

I WAS BURSTING with excitement and interest over your upgrading of a Hornby Duke of Gloucester model with smoke plus sound and lights.

Smoke is something I've wanted to see more of in the model railway press for some time and I would welcome your step by step guidance on further conversions to Hornby and Bachmann locomotives. A word of caution needs to be passed around your readers regarding the heat given off by Seuthe and other smoke units.

Plastic chimneys can start to melt if smoke units are left on for more than 30 seconds or so.

I've had some really bad experiences of fitting these units to my locomotives, needing to run them at a scale 100mph to see the smoke emitting from the chimney. The worst example was when an 'A4' double chimney started to melt and became misshaped.

Spares are not available from the manufacturer



and I couldn't find any supplier who sold white metal alternatives. In the end I had to plead with the manufacturer to let me have a replacement part, or write off an expensive model.

I think using a plastic chimney on Duke of Gloucester will end in disaster. If you check out www.youchoos.co.uk you will see it recommends using a replacement metal chimney in most

cases. I've bought some of its locomotives with smoke, lights and sound fitted by someone who knows what he is doing, with DCC control. Highly recommended and as realistic as you can get in model form.

Mike Auerswald, Newton-le-Willows.

Hi Mike, thank you for your feedback and you are quite right that the Seuthe smoke generators do get hot in use. However, Paul Chetter's installations have a cut off time built into the DCC decoder which automatically switches off the smoke generator after a certain period of time. In our experience the only problem we have had with heat from the smoke generators is when they are left on with no smoke fluid in them. So far our Duke of Gloucester model has run for some 30 hours (not continuous) without any distortion to the chimney. We did have to replace the chimney on a smoke generator fitted 'A4' though after that got too hot due to a lack of fluid in the smoke generator – Ed.



DCC desperately needs integration

It strikes me that Digital Command Control is rather similar to the two-rail debate in the early 1960s. Now we are all keen on DCC and know how to use it, put chips in models and convert analogue ones. However there is an elephant in the room - ancillary controls. Not one of the big names offers an integrated system of point motors, signals and control panels.

I decided to go DCC a couple of years ago and the locomotives are all sorted. It's now time to convert the layout itself to digital operation. I bought ESU Switchpilots, Dapol signals and I already had Peco point motors and Gaugemaster controllers. I've had to flit from one instruction booklet to the next, and the signals don't work

with DCC, but that crucial information is contained in the instructions rather than on the packaging! Thankfully Train-Tech produces a conversion unit but that's yet more expense that could have been avoided.

Other people I know have got as far as me and abandoned the whole thing. I think there's a real need for an article from someone who knows what they are doing to interpret the impenetrable ESU Switchpilot manual and then using everyday off the shelf equipment to get a layout working on an all-digital basis. There are a lot of people keen to get on with this but don't because it's not easy - and stick with analogue.

Alan France, by e-mail.

In Brief...

■ Thank you Dave Jones, at long last someone is going to make a 'Q6' 0-8-0! I have been hoping someone would bite the bullet and give us North Eastern modellers the 'must have' engine that lasted until the end of steam in the North East. I'll be having at least two!

Phil Mead, Hitchin, Herts.

■ I congratulate you, most sincerely, on the photographs in the Belmont Road article (HM86). I fully appreciate all the design effort, hard work and skill on the part of Colin Snowden, but, even so, Trevor Jones' photographs are quite exceptional. Who would guess, for example, from the images on p16-25, that the subject was a mere 4ft x 2ft 6in in size if the whole scene on pages 20/21 had not been included?

The model and the pictures capture the very essence of a significant part of our industrial heritage and I suggest that in work such as this Messrs Snowden and Jones raise railway modelling to an art form in its own right.

David Miller, Devon.

Are all models limited editions these days?

I was interested to read Martyn Gibbon's letter concerning dedicated articles in Hornby Magazine (HM86) about limited edition models.

It prompted me to ask myself what exactly is the definition of a limited edition and wonder how exactly does he define a collector's limited edition model? Apart from the pure actual fixed number produced, obviously, that is. By that very basic number definition, it seems to me that nearly all current models from the major model railway manufacturers are technically limited editions nowadays, even if they don't have a little certificate with the number on.

No longer are the same models continuously available through retailers for years, as they once were in my young days, with the current collectors paying premium prices for the odd factory colour variations or slight

differences in the base plate pressings and so on.

My personal pet gripe is what I call the 'no edition model', and more specifically the lamentable lack of any ready-to-run 'OO' gauge London Underground trains. I find it curious that this huge comprehensive railway system with all its history is still almost completely ignored by the major manufacturers, but not by modellers, model railway magazines, or Heljan in Denmark.

Hopefully, fairly soon, its Metropolitan Railway Bo-Bo will be available. There will be several livery variations apparently, but these models will no doubt all be limited to a relatively small fixed number, whether the manufacturer calls them limited editions or not and no doubt the most popular liveries will quickly sell out. I'd buy a ready-to-run London Transport


'Q38' train tomorrow if I could, and I suspect that so would quite a few others. However, I won't hold my breath in anticipation, and the kit makers are likely to have to keep us going for a while yet. My thanks to them.

Ted Marston, Cornwall.

Building appeal

One of the reasons I buy *Hornby Magazine* is because of John Wiffen's kits, many of which I've gone on to construct. I thought you might be interested in the garage that I have recently constructed as part of my current layout. I rarely build a model from the magazine immediately on receiving it, but file them until needed - like the garage from the HM23.

Ian Lamb, by e-mail.



Acton Parkway

The West Coast Main Line remains a thrilling spectacle to observe in the modern era, and **NATHAN BRIDGE** and the Halifax Model Railway Club set out to recreate the present day scene in miniature, with impressive results.

PHOTOGRAPHY, DEREK SHORE.

ACTON PARKWAY came about from a desire from younger members of the Halifax Model Railway Club for a new present day layout to reflect their interests and the current railway scene. A proposal for a West Coast Main Line (WCML) based layout was put to the committee, which gave its approval for a new project to debut at the club's September 2013 exhibition.

As some of the members have had an interest in the WCML for many years, spending many a happy hour at Acton Bridge between Crewe and Warrington watching the trains go by, it was decided that this section of Britain's busiest main line would be a suitable case for treatment, and as a consequence a track plan very loosely based on Acton Bridge was drawn up. Where we diverge from reality is that the station was to be located on the edge of a fictional town as Acton Bridge is a rural location. We thought that by making it an urban setting it would have greater potential to develop the scenic setting. As the layout is set on the WCML the trains that are to be seen reflect those that run on the real railway. The passenger trains vary from Class 390 and Class 350 Electric Multiple Units (EMUs) to Class 220/221 Voyager Diesel-Electric Multiple Units, and Class 150/153s. Freight traffic is well catered for with intermodal, coal, steel, motor vehicles and many traffics to be seen, as well as a varied selection of engineering trains. These trains reflect what can be seen during an average day's trainspotting and give a true flavour of the WCML.

CONSTRUCTION

As we believe presentation is one of the more important aspects of railway modelling at exhibitions and also at home, it was decided to have the baseboards built in a box format as having the lighting pelmets integral with the layout makes for easier assembly and makes a much stronger structure.

A decision was made to have three 4ft x 20in baseboards built and these were crafted for us by our good friend Neale Burrows who has built similar baseboards for a number of other local modellers. Once the boards had been delivered they were mated with a fiddle yard that had once been part of a previous club layout. »



STATISTICS

| | |
|-----------------|------------------------------------|
| Owner: | Halifax Model Railway Club |
| Scale: | 'OO' |
| Length: | 18ft |
| Width: | 8ft |
| Track: | Peco code 100 |
| Control: | DCC, Lenz 100 |
| Period: | 2000 to date, West Coast Main Line |



Above: 57307

drags a failed Virgin Pendolino through Acton Parkway on its way to Longsight depot to be repaired. The Class 57 was purchased in this livery from a local retailer who has had it decaled to promote the action against cable theft campaign by Network Rail.



Below: An EWS liveried

Class 66 waits in the goods loop as a Class 60 thunders through at the north end of Acton Parkway station.



SEE IT AT...

- > SHIPLEY MRS - SEPTEMBER 20/21
- > HORNBY MAGAZINE GREAT ELECTRIC TRAIN SHOW, OCTOBER 11/12
- > PENNINE MRS, JANUARY 17/18 2015.

The overall size of the layout is 18ft x 8ft and is made up of a 12ft scenic section with the rest being fiddle yard and curves, all of which are aligned with pattern makers' dowels, and then bolted together.

The track height of the layout is 4ft from the ground, which is higher than the usual exhibition layout and combined with the box format gives an ideal viewing height for the layout for all bar the youngest viewers and to date we have had no negative comments about this.

The baseboards themselves are made

from 9mm MDF framed with 3in x 1in timber, while the backscene, ends and integral lighting pelmets are of 6mm MDF. The fiddle yard and return curves are of 1/2in chipboard framed with 2in x 1in timber and although a little on the heavy side have stood the test of time.

Peco code 100 track is used throughout the layout and is ballasted with Woodland Scenics fine ballast as this always looks better than that which is generally sold as being for 4mm scale. All the track has been painted and weathered which improves the



look of the permanent way considerably. The points are live frog and are operated using Peco point motors with added accessory switches. A Lenz 100 Digital Command Control (DCC) system is used to operate the layout as we have successfully used this system on a number of previous layouts, the extra cost of using DCC being offset by the ease with which the layout is wired, and the fact that we can run sound equipped trains. The points are controlled by Lenz LS150 accessory decoders which are programmed to operate the Peco

point motors, these being operated from the Lenz handset. Working colour light signals have also been installed and are a mixture of Train Tech and CR Signals and are also operated from the Lenz handsets.

THE SCENIC SETTING

One of the group members has always found the scenic side of layout building the most enjoyable aspect of the hobby as this is where the layout builder can put their own sense of creativity into practice. The scenery also brings the

layout to life and gives it atmosphere and a true sense of purpose.

The station building is a plastic kit which was bought from a club stand at a local exhibition as it looked right for a 1960s BR rebuilt station and the platforms are built from Peco concrete platform sides with plasticard platform surfaces cut to suit. The waiting shelters were scratchbuilt and other platform furniture is from a variety of commercial sources. The catenary is made up from Dapol masts and a gantry from an etched brass kit and scratchbuilt wires. »



A busy scene at Acton Parkway as a northbound Colas Rail coal train led by a Class 66 passes a stationary '350' heading for Birmingham Snow Hill.




The buildings behind the station are a mixture of scratchbuilt and modified kits or ready to plant and have been sourced from a number of suppliers including Unit Models, Bachmann Scenecraft and Knightwing.

The aim is to represent a small commercial development on the edge of town complete with its own fast food outlet. A road bridge carries the town's bypass at one end of the layout, while at the other a pair of tunnel mouths sourced from the Hornby Skaledale range run into the fiddle yard. The roads are heavily populated – just like the real thing – with a range of vehicles from the increasing variety we are lucky to have available.

THE TRAINS

The West Coast Main Line sees a massive variety of motive power and we have tried to reflect this on the layout with diesel classes 20, 37, 47, 56, 57, 60, 66, 67, 70 and electric classes 86, 90 and 92. These all appear on the layout, some of them in considerable numbers. Many of these locomotives are in their proprietary paint schemes but a fair number have been repainted into some of the many variations that are to be seen on »



Above: The local police have been called to the local burger bar after a disturbance has left the place in uproar.



Right: A London Midland Desiro EMU stands at Acton station before departing on its way to Birmingham, as a northbound oil train disappears under the road bridge at the north end of the station.




Above: An overall picture of the layout which shows how much can be achieved in a relatively compact space. The scenic area is 12ft long and 20in wide.



Right: A Virgin Class 390 Pendolino heads South at speed as it heads towards the capital.

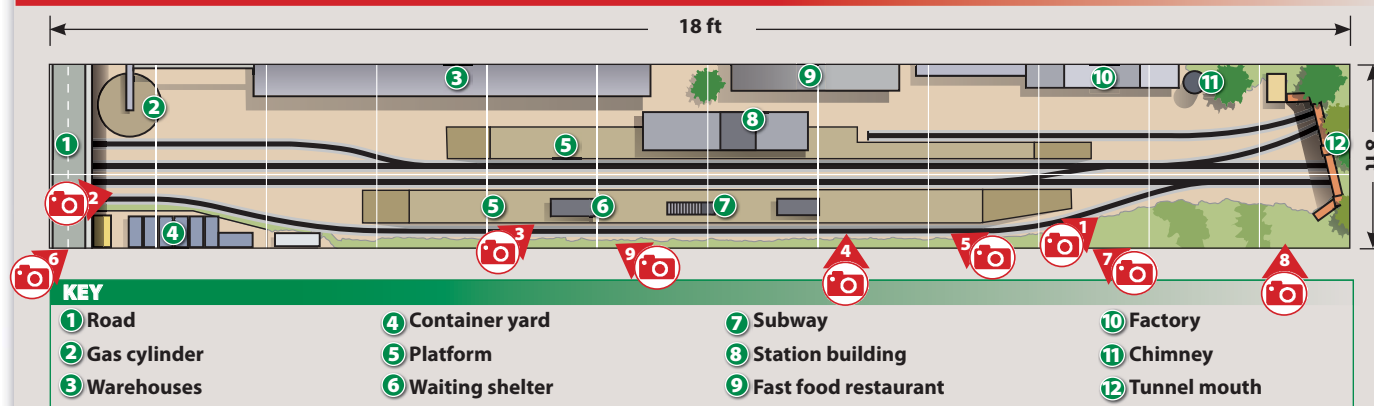




 Network Rail engineers are checking signalling equipment as a Freightliner coal train trundles north.



ACTON PARKWAY TRACK DIAGRAM (NOT TO SCALE)



the railway today, some examples being a Colas Rail Class 56, Class 90s in Direct Rail Services and DB Schenker liveries and a Harry Needle Railroad Company Class 20. All the locomotives, passenger stock, and rolling stock have been weathered by Mathew Moore, who has also done some of the repaints. All motive power has been fitted with DCC chips and many are also sound fitted which adds greatly

to the atmosphere and adds realism.

The multiple units seen on the layout represent the bulk of the passenger stock and include Virgin's impressive Pendolino tilting trains and classes 350, 158, 153, 150 and 142. All of the trains are from the main manufacturers and many have been detailed at one end only whilst retaining the standard coupling as there is no operational need for automatic

uncoupling. There is a single piece of departmental stock in the form of a Britannia Pacific tamper in Balfour Beatty livery.

The hauled coaching stock comprises the Virgin 'Pretendolino' Mk 3 set and a rake of 'Northern Belle' coaches, this being a fortunate purchase from one of the internet auction sites.

All the wagons on the layout have been weathered much more heavily than the

 **A Lindsey oil refinery to Preston**

Docks bitumen train trundles North through platform 4 as an EWS Class 92 heads south with a Coatbridge to Crewe intermodal.



motive power to reflect the condition in which much of today's rolling stock is to be seen – pristine wagons are definitely a rarity!

FUTURE DEVELOPMENTS

As a group we feel that we have achieved much of what we set out to do, but we have found that the Dapol catenary masts, while very nice and easy to fit, were not rigid enough to support the wires that we

have used, and we plan to change these for some scratchbuilt catenary gantries which should be much stronger. The other niggle involves the baseboards, where the supporting arms for the pelmet intrude beyond the back scene into the layout and we plan that any future baseboards will be built to an amended design.

There are plans afoot to extend the layout by approximately 8ft as this will

enable us to run realistically long freight trains and to add pointwork that has had to be omitted due to the size constraints of the current layout in a bid to make Acton Parkway even more interesting to operate.


Halifax Model Railway Club's support has been vital and the layout has had a very favourable reception on the exhibition circuit. We look forward to attending many more exhibitions in the future. **HMC**






MODEL RAILWAYS DIRECT

www.modelrailwaysdirect.co.uk



OVER 30,000 ITEMS IN STOCK
www.modelrailwaysdirect.co.uk

N GAUGE



Graham Farish 372-014
Graham Farish 2014/15
Catalogue
£ 6.75

FREE UK DELIVERY



Graham Farish 372-181
Princess Coronation Class 46229
'Duchess of Hamilton' BR Green EE
£127.46 ~~£149.95~~
You Save 15%



Graham Farish 372-182
Princess Coronation Class 46235
'City of Birmingham' BR Green LC
£127.46 ~~£149.95~~
You Save 15%



Graham Farish 372-183
Princess Coronation Class 46240
'City of Coventry' BR Crimson LC
£127.46 ~~£149.95~~
You Save 15%



Graham Farish 372-184
Princess Coronation Class 46245
City of London BR Crimson LC
£127.46 ~~£149.95~~
You Save 15%



Graham Farish 372-480
Jubilee Class 5664 Nelson
LMS Crimson
£110.46 ~~£129.95~~
You Save 15%



Graham Farish 372-385
Class A2 A H Peppercorn 525
LNER Apple Green
£127.46 ~~£149.95~~
You Save 15%



Graham Farish 372-388
Class A2 60532 Blue Peter
BR Lined Green Late Crest
£127.46 ~~£149.95~~
You Save 15%



Graham Farish 372-182
Princess Coronation Class 46235
'City of Birmingham' BR Green LC
£127.46 ~~£149.95~~
You Save 15%



Graham Farish 372-183
Princess Coronation Class 46240
'City of Coventry' BR Crimson LC
£127.46 ~~£149.95~~
You Save 15%



Graham Farish 372-184
Princess Coronation Class 46245
City of London BR Crimson LC
£127.46 ~~£149.95~~
You Save 15%



Graham Farish 371-169
Class 37/4 37409 DRS
£89.21 ~~£104.95~~
You Save 15%



Graham Farish 371-656
Class 57 57312
Network Rail Yellow
£93.46 ~~£109.95~~
You Save 15%



Graham Farish 373-510
46 Tonne RNA Nuclear Flask
Barrier Wagon
£8.93 ~~£10.95~~
You Save 15%



Graham Farish 377-656
Covered Hopper Wagon
BR Bauxite
£15.26 ~~£17.95~~
You Save 15%



Graham Farish 377-766
Covered Hopper Wagon
Soda Ash Light Grey
£15.26 ~~£17.95~~
You Save 15%



Graham Farish 377-67
Covered Hopper Wagon British
Industrial Sand Bauxite & Black
£15.26 ~~£17.95~~
You Save 15%

OO GAUGE



Bachmann 36-2014
Bachmann 2014/15
Catalogue
£ 7.50

FREE UK DELIVERY

Hornby R8148
Hornby 2014 Catalogue
£8.00



Hornby R3105
GWR Castle Wellington Single
Chimney and Hawksworth Tender
£128.10 ~~£139.99~~
You Save 8%



Hornby R3107
BR T9 30313 Lined Late Crest
£100.75 ~~£109.99~~
You Save 8%



Hornby R3169
GWR Olton Hall 5900 Class
£75.95 ~~£82.99~~
You Save 8%



Hornby R3169
GWR Olton Hall 5900 Class
£75.95 ~~£82.99~~
You Save 8%



Hornby R3244TTS
BR 46-2
Duke Of Gloucester
£129.75 ~~£139.99~~
You Save 8%



Hornby R3129
SR Class M7 Southern
Sunshine Lettering
£118.95 ~~£129.99~~
You Save 8%



Hornby R3189
LNER Class L1
£108.90 ~~£118.99~~
You Save 8%



Hornby R3187
GNR Class N2
£82.35 ~~£89.99~~
You Save 8%



Hornby R3187
GNR Class N2
£82.35 ~~£89.99~~
You Save 8%



Hornby R3187
GNR Class N2
£82.35 ~~£89.99~~
You Save 8%

GIFT VOUCHER



MODEL RAILWAYS DIRECT

www.modelrailwaysdirect.co.uk

Unable to decide what to buy? Our Gift Vouchers provide the perfect answer; available in multiples of £5, they can be redeemed on-line or in-store. With over six and a half thousand products to choose from it makes the ideal present! Gift Vouchers for £25 and over are shipped free of charge with a complimentary gift card.



UK POSTAGE £3.99 FAST, SECURE DELIVERY

Next Day delivery £7.95. Highlands, Islands are subject to a surcharge for large items and parcels over 1.8kg. Some oversize items may have to be shipped by courier. Postage charges are per shipment.



Model Railways Direct Ltd

Retail Unit 2,
Phoenix Way
Portishead,
Bristol, BS20 7GP

Tel 01275 774 224

sales@modelrailwaysdirect.co.uk

Opening Hours

10am - 5pm
Tuesday to Saturday
Closed Bank Holidays



Hornby R3236
BR Late Duke Of
Gloucester 1960
£115.95 ~~£125.99~~
You Save 8%

NEW
OCT
DCC
READY



Hornby R4522
BR Gresley Non Vestibuled
Suburban 3rd Class Brake
£37.25 ~~£40.25~~
You Save 8%

NEW
OCT



Hornby R3285TTS
LNER Class A4 Gadwall
with TTS Sound
£91.91 ~~£99.99~~
You Save 8%

NEW
OCT
DCC
SOUND



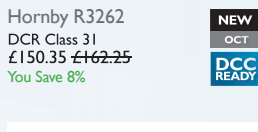
Hornby R4634
BR Blue & Grey Mk3 Standard
Open with Illuminated Interior
£32.85 ~~£35.49~~
You Save 8%

NEW
SEPT



Hornby R4634B
BR Blue & Grey Mk3 Standard
Open with Illuminated Interior
£32.85 ~~£35.49~~
You Save 8%

NEW
SEPT



Hornby R3262
DCR Class 31
£150.35 ~~£162.25~~
You Save 8%

NEW
OCT
DCC
READY



Hornby R4634C
BR Blue & Grey Mk3 Standard
Open with Illuminated Interior
£32.85 ~~£35.49~~
You Save 8%

NEW
SEPT



Hornby R3281
NRM Class 08
£34.16 ~~£36.99~~
You Save 8%

NEW
OCT



Bachmann 39-460
LMS 57 ft Porthole Corridor
Brake 3rd BR Crimson & Cream
£33.96 ~~£39.95~~
You Save 15%

NEW
SOON



Hornby R3290
BR 2-HAL
BR Green
£122.95 ~~£130.25~~
You Save 6%

NEW
OCT
DCC
READY



Bachmann 39-775
LMS 50ft Inspection Saloon
LMS Lined Maroon
£50.96 ~~£59.95~~
You Save 15%

NEW
OCT



Hornby R4521B
BR Gresley Non Vestibuled
Suburban Composite Coach
£37.25 ~~£40.25~~
You Save 8%

NEW
OCT



Bachmann 39-776
LMS 50ft Inspection Saloon
BR Maroon
£50.96 ~~£59.95~~
You Save 15%

NEW
OCT



WARLEY NATIONAL MODEL RAILWAY EXHIBITION 2014

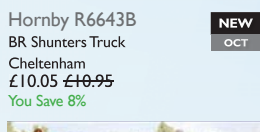
At the NEC Birmingham

Saturday 22nd & Sunday 23rd November
VISIT US ON STAND A07



Hornby R4582
1960s Brighton Belle Car Pack
3 Units
£136.35 ~~£140.99~~
You Save 8%

NEW
OCT



Hornby R6643B
BR Shunters Truck
Cheltenham
£10.05 ~~£10.95~~
You Save 8%

NEW
OCT



Bachmann 30-080
The Western Wanderer
Electric Train Set
£90.00 ~~£99.95~~

NEW
OCT
DCC
READY



Bachmann 30-105
The Midland Marvel
Electric Train Set
£113.00 ~~£124.95~~
You Save 10%

NEW
OCT
DCC
READY



Bachmann 30-048
The Highlander Digital
Sound Train Set
£265.00 ~~£294.95~~
You Save 10%

NEW
NOV
DCC
SOUND

WAGON ESSENTIALS



Wagon Essentials WE046
Stone load for all styles of Hornby
PGA Wagons with Central Dividers
£1.75
Wagon not included

Wagon Essentials WE072
Lumped Coal load for all styles
of Bachmann open top HEA and HSA
£1.75
Wagon not included



Wagon Essentials WE006A
Imitation load of ballast for all styles
of Bachmann MFA open wagons
£1.55
Wagon not included



Wagon Essentials WE003
Imitation load of coal for all styles
of Bachmann open top HEA and HSA
£1.55
Wagon not included



Wagon Essentials WE021
Lumped Coal load for all styles of
Bachmann MEA open wagons
£1.75
Wagon not included



Wagon Essentials WE008A
Imitation load of ballast for all
styles of Hornby Clam open wagons
£1.55
Wagon not included



Wagon Essentials WE061A
Iron Ore load for all styles of Hornby
27T Iron Ore wagon
£1.65
Wagon not included



Wagon Essentials WE018
New Ballast loads for all styles of
Bachmann JJA Autoballaster
£1.65
Wagon not included

EXPORTS
VAT
FREE

FOR DELIVERIES OUTSIDE THE EU
WE WILL AUTOMATICALLY DEDUCT
VAT (20%) AND CALCULATE POSTAGE
CHARGES AT CHECKOUT.

Prices valid until 31st October 2014 and are valid for pre-orders made on or before this date, all items are subject to availability. All items are in stock or on order at time of producing advertisement, payment (except PayPal and cheques) will not be taken until items are dispatched. Prices shown include VAT at 20%. Errors excepted. Full terms and conditions shown on our website.



LIVE
STOCK
INFO

Wheal Annah

In the third part of *Hornby Magazine's* latest project layout build, **NIGEL BURKIN** ballasts and paints the track, decides where the buildings will go, and starts the landscaping process.

**PART
THREE**



AT LAST, track laying and wiring is finished – it's time to jump into scenery modelling! But, before enthusiastically breaking out the ballast, glue and styrene card, consider that all new layouts and particularly one designed for slow speed shunting operations must be thoroughly tested for snags and track faults before ballasting and scenery work.

As far as possible, every locomotive, wagon and coach must be run over the layout to find problems with the track, particularly at rail joints and turnouts. It is easier to fix dry solder joints, wiring faults and misaligned rail joiners when you haven't got scenery in the way. Having completed some fairly intensive testing which revealed several small technical problems, the layout progressed to landscaping and lineside infrastructure modelling. Progress has not necessarily followed as clear a linear path as my articles suggest. As glue and paint is left to dry on one part, work is completed elsewhere, sometimes at the workbench.

There is nothing wrong with this approach – it makes good use of modelling time – but in this phase of construction the following tasks were completed in a logical order:

- Mock-ups of works buildings
- Positioning of the buildings determined
- Painting and ballasting track
- Installing styrene card 'paving' on sidings next to works buildings
- Modelling neglected track on one siding
- Construction of station platform
- Construction of overbridge at one end of the layout
- Creation of basic landforms
- Painting other ground and roads
- Cutting to size and fitting layout fascia and backdrops

MAKING MOCK-UPS

One important consideration was how I could fill my limited area of bare baseboard without making the layout look overcrowded and allowing some good angles for photography.

To help, I assembled card mock-ups of the clay works buildings from sketches and photographs to see how the larger buildings would fit without overwhelming the layout. Any rigid card will do for this job. Cereal boxes, shoeboxes and similar card containers were dismembered to make up the basic outline of the buildings stuck together with adhesive tape. I must confess that I have chafed at the time spent working on mock-ups – why not jump straight into building the models themselves?

Well, for modellers unaccustomed to working in a particular scale, mock-ups help with composition and balance. They are used to determine the best position of the buildings in relation to other features and to verify the size of the buildings in relation to the rest of the layout. Whilst playing with the mock-ups, I worked out the positions of platforms, paved track, roads, bridges and landscaping to build up a picture of how the layout will develop.

I then placed the card buildings to one side and took one last look at the bare baseboard top to see if anything had been missed before

STEP BY STEP STARTING THE SCENIC DETAILING

1

At 40in long, the scenic part of the layout is compact. This top down view shows that the track formation is angled across the width of the baseboard to provide as much length to the main track and passing loop as possible.


2

All of the stock likely to be used on the layout was tested to find faults and snags before progressing to ballasting and scenery work.



3

A simple method of making concrete paving is to cut it from styrene sheet. Whilst straight sidings are easy to do, those with curves are not as straightforward to complete. A paper template is made by tracing the track formation onto paper using crayon.



4

The paved track sections are carefully test fitted to check flange clearances and achieve a neat join between pieces. It is numbered for identification before being placed to one side to allow the track and rails to be painted.



Wheal Annah has moved on leaps and bounds with the start of scenic ground cover adding ballast and basic landforms to the layout. Even the china clay works buildings have been mocked up.

turning my attention to the track once again. One of the key scenic elements of a run-down china clay branch and sidings is making smoothly laid track which will support good operations in 'N' gauge look anything other than it is. Clearly, the main track and loop must appear reasonably maintained, whilst the works sidings must look less cared for. One of the tracks is to look very run down with overgrown track and part buried sleepers – the ballast, scanty as it was, being long absorbed by clay spillage and dirt build up. Such effects will provide visual aids as to the status of the various tracks.

GETTING THE TRACK RIGHT

Before starting work on ballast and paved track, I painted the sleepers with a dirty brown colour and applied rust shades to the side of the rails. A mixture of two favourite colours was used on Wheal Annah: 'frame dirt' for the sleepers and brown rust or 'rusty rails' colour for the rail edges. Both colours were blended in places to avoid uniformity of colour. The rail tops were cleaned of paint before it dried »

too hard for solvent to cut through it.

Dry-brush weathering of the sleepers with light grey paint to make them look bleached and dusty-dry was a job left until the layout had reached the point where detailing and accents are applied. Subtle effects can be lost during the less delicate stage of landscaping and applying ground cover.

An important feature of china clay works, and many other industrial facilities, are paved sidings adjacent to or running into works buildings allowing transit sheds to be used by road as well as rail vehicles. Paved track can be used to distinguish clay works sidings from the main track and loop, creating further visual interest. Complex track formations are tricky to pave without making a cutting template so the track formation is traced on to paper using crayon and the resulting paper template used to cut 20 thou styrene sheet to make paving sections of required shape. Straight sidings are easier to model with paving: the styrene pieces are carefully measured and cut with a steel rule.

Paving was fitted to the track using cyanoacrylate adhesive (superglue) allowing enough room for wheel flanges to pass between the pieces applied between the rails and the rails themselves.

The layout starts to take on a modelled appearance with ballasting – a layout of this size being finished comfortably in a couple of days. Ballasting is rewarding as it covers the joins and patches in track underlay and fills in gaps too – the first signs of the layout starting to look like a real railway. Fine grey ballast by Woodland Scenics was used on the main tracks. It was highlighted with a pinch of light grey here and there to mimic the different shades of ballast observed in photographs of Cornish branch lines.

To apply it to the layout a small quantity is first poured into a plastic container to mix different shades to the right proportions. Ballast is applied to the track in manageable quantities using a teaspoon and brushed evenly over the track using a flat paintbrush. Finishing work involves

brushing ballast carefully between the sleepers and avoiding the working parts of the turnouts using a small paintbrush. At the same time, ballast 'shoulders' were created along the edge of the underlay foam, hiding it completely.

Scenic Cement by Woodland Scenics was used to glue the ballast in place and was introduced from the side using a simple plastic pipette a small quantity at a time. When ballasting, you will know when you have applied enough cement when the ballast turns white in appearance as the cement soaks through. The layout was left alone for several days to dry before working on adjacent areas of the layout. I used the time to assemble building mock-ups at the workbench.

THE OVERGROWN TRACK

Sleepers buried in years of accumulated clay spillage and dirt will make a length of track appear particularly neglected and this is the appearance I wished to model on one siding which serves an old china clay works. Trains would run on an intermittent basis with one or two wagons for loading. Such lightly used sidings rarely saw more than scant maintenance and nature soon takes hold!

DAS modelling clay was worked between the sleepers of the neglected line as well as on the track's sides. The sleepers were not completely buried but finished with the modelling clay levelled with the top of the sleepers. Once hardened, it was painted in a light soil colour. When vegetation is added to the layout, this length of track will be infested with grass and weeds as far as is practicable in 'N' gauge without risking contamination of locomotive mechanisms with scenery materials.

The modelling clay was also used to create a road crossing with grooves cut into the modelling clay applied between the rails to make flange clearances. I plan to fit working gates to the crossing to make an interesting operational feature. Having to open and close the gates serves to slow operations down in a realistic manner. »



Tracklaying and testing is nearly complete in this scene of a Class 37 on a managers' inspection run - a suitable train formation

STEP BY STEP STARTING THE SCENIC DETAILING

5

Poor or non-existent maintenance of little-used sidings can be represented by burying the track in DAS modelling clay, level with the sleeper tops, creating the appearance of years of clay spillage and neglect.

6

Care is taken to keep the inside edge of the rails free of modelling clay, though it can easily be removed if required.



7

Track to be ballasted is first painted to remove the shine from the sleepers and the sides of the rails. Applying rust and grime colours to the rails enhances the appearance of the layout and makes the track look more realistic.






8



Looking across the layout, a basic mock-up of the loading shed has been fabricated and placed on the layout. The paved track sections remain to be fitted whilst the size and position of the buildings is finalised. In the meantime, the single platform of the halt was in the process of being built from styrene card.

9



With such a compact layout, composition is an important factor. Note how the proposed works buildings of Wheal Annah are angled in relation to the back of the layout to make them appear more interesting (albeit more complex to build!).

10



Cyano-acrylate is used to attach the concrete paving and a variety of earth and concrete colours used to paint in the roads and neglected track.

LANDSCAPING


A start was made on hard landscaping by making up several embankments using the card lattice method. Strips of card are woven and glued together and covered in masking tape. A thin layer of plaster cloth is placed over the masking tape to make a hard shell. The masking tape prevents moisture from the plaster cloth from softening the supporting card lattice. One embankment forms part of a shallow cutting at the front of the layout whilst the other was built as part of the road and overbridge at the right hand side of the layout.

In preparation for further landscaping, the backdrop boards were cut from hardboard and clamped into place whilst the building mock-ups were positioned. The backdrop boards were not secured at this stage so they could be painted in comfort at the workbench. With the position of the various buildings determined, the backscene can be pencilled in and painted. I am sure that at least one conical spoil tip and a couple of distant clay dries chimney stacks will be included in the painted detail.

Bit by bit, Wheal Annah is really taking shape and next issue we look at how to build the clay works buildings using plain and embossed styrene card – a challenge that's not nearly as daunting as one might imagine! **ITEM**

STEP BY STEP STARTING THE SCENIC DETAILING

11



Ballasting commences once all track painting and detailing is finished. It is applied in manageable quantities using a teaspoon.

12



A flat brush was used to spread ballast evenly over the track before it was carefully teased into its final position using a smaller brush.

13

The ballast was glued using Scenic Cement by Woodland Scenics, applied gradually with a small plastic pipette until it has soaked through all of the ballast.



Mock-ups of the clay works are made up from thin card stuck together with adhesive tape. They are used to test the position of scenic features, structures and landscaping.



14

It can take several days for the ballast to harden sufficiently to allow scenery work to continue. I used the time to cut a fascia from fibreboard to fit along the front of the layout.

15

Work on basic landscaping commenced by making a low cutting at the front of the layout to visually separate the nearest siding from the rest of the layout. The frame consists of strips of card woven together and glued with hot glue. A covering of masking tape was applied next, followed by a hard shell of plaster cloth.



16

Slow, steady progress has been made as seen in this photograph of the left side of the layout showing building mock-ups, back drop boards and some hard landscaping in place.



17

The station platform was made up of styrene card, whilst the adjacent concrete paving has been painted a beige colour to represent old concrete.

How to build the... **WORKSHOP**

In the second of an exclusive series of three **FREE** kits to assemble a factory complex in 'OO' scale, **JOHN WIFFEN** explains how to build the workshop in this detailed step-by-step guide.

EVERY FACTORY needs a workshop and this second component of our new factory complex kit produced exclusively for *Hornby Magazine* by Scalescenescenes.com offers just that. The completed building is finished in matching brick to complement the first building released in HM87.

All of the buildings for this new series have been designed to work together with the factory warehouse kit released for the Operation Build It series with HM81.


Together they offer a four building factory complex with the potential for two rail served areas. Equally you might decide that one should be served by road, but that is the beauty of this kit – its versatility.

The Scalescenescenes website is an ever growing source of buildings and the website – www.scalescenescenes.com is always worth a visit. All of the kits can be downloaded and printed at home using a desktop printer and built in the same manner as the kits produced for *Hornby Magazine*.


TOOLS

- » Steel ruler
- » Modelling knife
- » Tweezers
- » Glue stick
- » 'All purpose' clear or PVA adhesive
- » CA or 'super glue'
- » Matt spray varnish
- » Felt tip pens
- » Cutting mat or sheet of thick card
- » Damp cloth
- » Fine sand paper
- » Small right angled square or block






1 Glue the sheets to heavy, medium or light weight card as labelled. With a sharp blade, carefully cut out the window openings on the Window overlay. Apply a very thin even coat of glue to the back of the overlay and very carefully position it over a sheet of clear film. Allow glue to set and then cut out.



2 Squarely glue the two End wall A sections together back to back (printed sides out). Repeat for the two End wall B sections. Apply weight to ensure good adhesion.



3 Wrap and glue the End wall A and End wall B cover layers tightly around the corresponding base layers. Leave the doorway flaps unglued at this stage.



4 Glue the Window sill into position along the bottom edge of the window opening. Flip the wall over (print down) and apply a thin bead of glue along the sill flap and fold tightly around the card.

ASSEMBLY



Spot or thin bead of glue



Coat well with glue stick



Cut along line



Fold along line



Lightly score and fold along line



Apply weight



Assembly tip



Roll and glue edge



Wrap & glue

Wrap and glue printed sheet around edge



Print only

Printed sheet around edge



Light card

Glue printed sheet to:
O0 approx 200gsm
N approx 80gsm



Medium card

Glue printed sheet to:
O0 approx 1mm
N approx 200gsm



Heavy card

Glue printed sheet to:
O0 approx 2mm
N approx 1mm

OPTIONAL SIGNS

- Cut out the signs as required. Run a felt tip pen around the sides to remove the paper's white edge. Carefully apply glue to the back and position.

SHARE YOUR BUILDS WITH US...


- We love to see what you have been building. Share your builds of the Hornby Magazine/ Scalescenes kits by e-mailing them to hornbymagazine@keypublishing.com or join us online at www.facebook.com/hornbymagazine where you can share your modelling directly with the Hornby Magazine team and its readers.

**STEP
-BY-
STEP**


MORE TIPS ONLINE
 > FOR CONSTRUCTION TIPS
 GO TO: SCALESCEENES.COM/CONSTRUCTION-TIPS-PAGE

Together the collection of buildings make up into a substantial factory setting, perfect as a corner filler or even a micro layout in its own right.


STEP BY STEP BUILDING YOUR FREE FACTORY WORKSHOP




5 Apply a thin bead of glue around the window opening and squarely position the *Window overlay*. Turn the wall over and check the window is sitting squarely within the opening.




6 Using the doorways as a guide, squarely glue the *Internal end wall A* and *B* into position. Apply weight or clamp to ensure good adhesion.




7 Squarely glue the *Side walls* and *Internal side walls* together back to back (printed sides out). Apply weight or clamp to ensure good adhesion.




8 Squarely glue the two *Side wall ledges* together into blocks of two.




9 Squarely glue *Side wall ledges* into position.




10 Test fit and glue the *Downpipes* into position.



11 Place the *Door A* (front) print side down. Squarely glue the *Door A* (back) over the top.




12 Squarely glue *Door A* into position. Carefully glue the *Door A rail* along the top edge of the door.




13

Squarely glue the *Door B* top base layers together into a block of three.




14

Glue the block into the centre of the *Door B* cover layer. Apply thin beads of glue to the overhanging flaps and gently fold them tightly around the edge.




15

If you wish to model the door in an open position, simply cut away the section of door not required.




16

Test fit and glue the door into position on the internal side of the doorway. Glue *Door B* top into position over the door back.




17

Sitting the structure on a level surface, test fit and glue the side and end walls together. Use a small square or block to ensure the walls are perpendicular.




18

Lightly score along the red dotted line and cut out the *Roof*. Introduce a slight angle along the score line. Place the *Roof* printed side down. Apply a thin even coat of glue to the *Roof* undersides and position squarely.



19


Apply a thin bead of glue along the top edge of the *internal end walls* and squarely place the *Roof* into position.



20


Test fit and glue *Roof ridge cap* along the top of the roof.

STEP BY STEP BUILDING YOUR FREE FACTORY WORKSHOP




21

Test fit and glue the *Side wall coping* into position.




22

Test fit and glue the *End wall coping* into position.




23

Squarely glue the two *Tank side walls* together into two blocks of two.




24

Sitting the structure on a level surface, glue the *Tank front wall* in front of the two side wall blocks. Use a small square or block to ensure the walls are perpendicular.




25

Glue the *Tank top* squarely over the walls.




26

Fold down the centre of the *Tank cover layers*.



27

Test fit and glue *Tank cover layer* sides and front around the box.




28

Glue the remaining flap down over the top of the tank.


Wrap & glue

Wrap & glue




29

Glue the Tank access hatch into position.




30

Test fit and glue the Tank front and side plinths around the base of the structure.




31

Wrap and glue the Tank Plinth cover layer around the plinth base layers.



32

Glue the completed tank into position against one of the walls.



NEXT MONTH

FREE with the next issue of *Hornby Magazine* is the third and final component of the factory complex – a watertower designed to go with the boiler house and workshop. Don't miss out on the final component of the factory.



33

If you haven't done so already, apply several light coats of artist's matt spray varnish to the entire model to protect the printed surface. Use small tabs of post it notes to mask off the windows (matt spray can add an unwanted frosting to the glazing).

WIN! £1,500 MODEL GIVEAWAY!

There are 16 chances to win with our latest exclusive competition

HORNBY MAGAZINE has brought together this amazing collection of prizes worth over £1,500 in total and split into 16 separate prizes – all of which we are giving away through this exclusive competition. Prizes have been donated by Hornby, Dapol, Hornby Magazine, DCC Concepts, Gaugemaster, the Warley National Model Railway Club, Heljan and Bachmann and range from locomotives and rolling stock through to scenic materials, road vehicles and even tickets to events. To enter the competition all you have to do is answer the question below and send your answer to *Hornby Magazine* by October 25 2014.



SUPPORTED BY...

HORNBY
magazine

HORNBY

BACHMANN
BRANCH-LINE

DAPOL

HELJAN

WIN! One of 16 prizes from our £1,500 model giveaway!

All you have to do to stand a chance of winning one of these fantastic prizes is to answer this question:

WHAT SCALE IS 'OO' MODELLED TO?

a. 4mm:1ft **b.** 2mm:1ft **c.** 7mm:1ft

HOW TO ENTER

Send your answer in by visiting www.hornbymagazine.com and fill in the entry form. Or send your answer, subscriber number (if applicable), and full contact details on a postcard to 'Hornby Magazine Hornby Model Giveaway 2014', Key Publishing, PO Box 100, Stamford, Lincolnshire PE9 1XQ. Alternatively, send the same details by e-mail to competitions@keypublishing.com with 'Hornby Magazine

Hornby Model Giveaway 2014' in the subject field.

RULES: Strictly no multiple entries. The winners will be the first 16 correct answers drawn at random immediately after the closing date. There is no cash alternative, and no correspondence can be entered into. The competition is not open to employees of Key Publishing or Hornby Magazine. The Marketing Manager's decision is final. The

winner will be notified by post, and will be published in HM90. The closing date for entries is October 25 2014 and winners will be notified by October 30 2014 – usually within a week. No purchase necessary.

● By entering this competition you agree to Key Publishing Ltd and associated companies using your details to advise you of future offers and promotions. Your details will NOT be passed on to third parties.

THE PRIZES ARE:

First prize: Hornby Magazine/Hornby limited edition 'B17' 4-6-0 61662 Manchester United plus a Hornby Duke of Gloucester train pack
Total value: £290

Second prize: Hornby Magazine/Bachmann limited edition Class 66 66745 Modern Railways – the first 50 years plus a Dapol MRA set in Network Rail yellow
Total value: £270

Third prize: Dapol 'Western' D1002 Western Explorer in BR green
Total value: £140

Fourth prize: Hornby four-car 'Javelin' EMU 395004 Sir Chris Hoy
Total value: £165

Fifth prize: Hornby 'Northern Belle' train pack featuring 47790 and three Mk 2d carriages in Northern Belle livery
Total value: £140

Sixth prize: Heljan Class 128 DMU, 55991 in Royal Mail Letters red
Total value: £120

Seventh prize: Bachmann GWR '57XX' 0-6-0PT 8709 in GWR green plus a GWR shunters' truck
Total value: £90

Eighth prize: Five pack of DCC Concepts 8-pin Nano Zen decoders
Total value: £130

Ninth prize: Five pack of DCC Concepts 21-pin/8-pin Zen decoders
Total value: £115

Tenth prize: Collection of Hornby Skaledale town and village buildings
Total value: £100

Eleventh prize: Gaugemaster scenic accessories including Noch grass mats and static grass starter set
Total value: £50

Twelfth prize: Selection of steam era road vehicles
Total value: £50

Thirteenth prize: Selection of modern era road vehicles
Total value: £50

Fourteenth prize: Family ticket to the Warley National Model Railway Exhibition
Total value: £35

Fifteenth prize: Subscription to Hornby Magazine
Total value: £40

Sixteenth prize: Subscription to Hornby Magazine
Total value: £40



DCC the best of everything
concepts
DCCconcepts Pty Ltd, 3/13 Lionel Street, Naval Base, WA 6165 Australia

Gaugemaster
Electronic loco controller

OXFORD
B-T Models

WARLEY MODEL RAILWAY CLUB
WARLEY NATIONAL MODEL RAILWAY EXHIBITION
NEC BIRMINGHAM

FREE STOVE R MODEL

Claim your **FREE** Stove R
Model when you take out
a 2 year or Direct Debit
subscription to

HORNBY
magazine



ONLINE

www.hornbymagazine.com



PHONE

UK 01780 480404
OVERSEAS +44 1780 480404
FAX UK 01780 757812 OVERSEAS +44 1780 757812



POST

COMPLETE THE FORM AND POST TO:
HORNBY MAGAZINE, KEY PUBLISHING LTD,
PO BOX 300, STAMFORD, Lincs,
PE9 1NA, UNITED KINGDOM

3 EASY WAYS TO ORDER... THIS FANTASTIC
SUBSCRIPTION OFFER!

STOVE R MODELS

HM001 LMS lined maroon
with maroon ends

~~HM002 OUT OF STOCK~~

HM003 BR crimson livery

HM004 BR maroon livery

HM005 BR blue livery



Please see www.keypublishing.com/shop
for running number details

**WORTH
£25.65**



678/14

SAVE EVEN MORE

when you pay by easy Direct Debit - just **£8.99 quarterly**

☒ **YES**, I would like to subscribe to Hornby Magazine

PAYER'S DETAILS

Title First name Surname

Address

Postcode Country

Email address

Please complete to receive news updates and offers from us by email.

DELIVERY DETAILS (IF DIFFERENT)

Title First name Surname

Address

Postcode Country

Email address

Please send gift card tick here ☐ **FREE GIFT CHOICE** HM00

SPECIAL OFFER (PLEASE TICK)

| | 12 FOR THE PRICE OF 10 | BEST OFFER - 24 FOR THE PRICE OF 19 PLUS FREE STOVE R MODEL |
|-------------------|--|---|
| UK | 12 issues <input type="checkbox"/> £39.50 | 24 issues <input type="checkbox"/> £75.00 |
| Europe | 12 issues <input type="checkbox"/> €57.99 | 24 issues <input type="checkbox"/> €104.99 |
| USA | 12 issues <input type="checkbox"/> \$83.00 | 24 issues <input type="checkbox"/> \$149.99 |
| Rest of the World | 12 issues <input type="checkbox"/> £50.00 | 24 issues <input type="checkbox"/> £91.00 |

PAYMENT DETAILS

I enclose a cheque for £/\$/€ made payable to Key Publishing Ltd

Please debit my Mastercard ☐ Visa ☐ Maestro (UK Mainland only) ☐ for £ / € / \$

Issue number Expiry date Security Code (3 digit code on reverse of card)

(Maestro only)

OFFER CLOSE DATE: 31 OCTOBER 2014 PLEASE QUOTE: HM1014

Signature Today's date

INSTRUCTION TO YOUR BANK OR BUILDING SOCIETY TO PAY BY DIRECT DEBIT

Please fill in the form in ballpoint pen and send to: Key Publishing Ltd, PO Box 300, Stamford, Lincolnshire, PE9 1NA, UK

Please tick: UK Direct Debit ☐ Quarterly £8.99 ☐ Annually £37.50



Name and full postal address of your Bank or Building Society

To: The Manager Bank/Building Society

Address

Postcode

Name(s) of the Account Holder(s)

Bank/Building Society account number

Branch Sort Code

Originator's Identification Number

6 5 8 9 6 0

Reference Number

Instruction to your Bank or Building Society

Please pay Key Publishing Ltd Direct Debits from the account detailed in this instruction subject to the safeguards assured by the Direct Debit Guarantee. I understand that this instruction may remain with Key Publishing Ltd and, if so, details will be passed electronically to my Bank/Building Society

Signature(s)

Date

Banks and Building Societies may not accept Direct Debit Instructions for some types of account

The Direct Debit Guarantee

- This guarantee should be detached and retained by the Payer
- This guarantee is offered by all banks and building societies that accept instructions to pay Direct Debits.
 - If there are any changes to the amount, date or frequency of your Direct Debit Key Publishing Ltd will notify you 10 working days in advance of your account being debited or as otherwise agreed. If you request Key Publishing Ltd to collect a payment, confirmation of the amount and date will be given to you at the time of the request.
 - If you receive a refund you are not entitled to, you must pay it back when Key Publishing Ltd asks you to.
 - If an error is made in the payment of your Direct Debit by Key Publishing Ltd or your bank or building society you are entitled to a full and immediate refund of the amount paid from your bank or building society.
 - You can cancel a Direct Debit at any time by simply contacting your bank or building society. Written confirmation may be required. Please also notify us.

Direct Debit UK only. If paying by Direct Debit please send in form. Please allow 28 days for gift delivery. Payments are accepted by Direct Debit, cheque, Postal Order, Credit Card and US Dollar check. Payments by credit or debit card will be shown on your statement as Key Publishing Ltd. Key Publishing Ltd will hold your details to process and fulfil your subscription order. Occasionally we may wish to contact you to notify you of special offers on products or events. If you do not wish to receive this information please tick here ☐ or mention when calling. Gift subject to change. Any alternative gift will be of equal or higher value. Please note: Free gift is only available on Direct Debit with a minimum 2 year subscription. Should you cancel your subscription earlier than an invoice will be raised for the full price of the gift. "Hornby" is a registered trademark of Hornby Hobbies Limited and is used under licence.



AMERICAN READERS



Readers in the USA may place orders by:

Telephone: Toll-free 800-676-4049 Fax: 757-428-6253

or by writing to: Hornby Magazine, 3330 Pacific Ave,
Ste 500, Virginia Beach, VA 23451-9828

Alternatively, order online at

www.imsnews.com/hornbymag quoting/entering code HM1014

BR Garratts dock with Hatton's



THE 'OO' GAUGE ready-to-run model of the LMS Beyer Garratt 2-6-0+0-6-2 produced for Hatton's by Heljan is one of the most talked about new products of the year so far and now the BR versions are available too. The first round of releases


concentrated on the LMS liveried models which featured static bunkers (HM82). However, the second tooling has now been produced which caters for the distinctive oscillating bunker which was added to all but two of the fleet from 1931 offering an easier means of accessing the 10ton coal supply available to the firemen.

Amongst Hatton's collection of BR liveried models, which includes both light and heavily weathered versions, is the subject of our review – 47975 in BR black with early crests on the cab sides. The front two thirds is essentially the same as the LMS fixed bunker version with the major differences being in the rear section where a fine

job has been made of replicating the oscillating bunker design.

Detail in this area includes separately fitted handrails, neatly moulded loading panel detail and an equally well finished water tank underneath which has detail differences including the lack of a fire iron tunnel.

Livery application, while naturally



Tim Horn produces

CURVED BASEBOARDS



simple, is achieved to a high standard with the BR numbers being printed neatly on the BR black base colour. Other details include a fully finished builder's plate and neatly printed cabside crests.

On the track our sample proved to be a good runner. A tight spot at low speed was removed through running in and the model settled

down to be a strong, smooth and quiet performer handling a 50 wagon train more than comfortably. Other tests have shown that these mighty models are capable of moving a 100 wagon freight!

As with previous releases 47975 is fitted with an 8-pin DCC decoder socket together with a factory installed speaker for those

wishing to add sound. Working directional oil lamps are also fitted at each end and these have a rather nice yellow glow to them.


Release of the BR liveried Garratts is great news for London Midland Region modellers and these must have models are available now exclusively through www.ehattons.com. (MW)

THE DETAILS

| | |
|----------------------|--|
| Manufacturer: | www.ehattons.com |
| Cat No: | 266209 |
| Description: | Beyer Garratt 2-6-0+0-6-2 47975, BR black |
| Scale: | 'OO' |
| Price: | £199.00 |
| Era: | 4 |
| DCC: | DCC ready, 8-pin socket |
| Couplings: | Small tension locks in NEM pockets |

RECOMMENDED READING

WDLR ALBUM



Author: Roy C. Link
Publisher: RCL Books
Website: www.greystarpublications.com/ngi
ISBN: 978-0-9565157-2-8
Price: £31.95
Spec: Hardback, 256 pages

BACHMANN'S announcement of a WW1-era Baldwin 4-6-0T in '009' (HM87) and a range of War Department wagons to accompany it came only a week or two before the publication of this remarkable book, a unique record of British narrow-gauge light railways on the Western Front.

With over 250 beautifully-printed photographs and a wealth of modeller-friendly drawings and diagrams, this 256-page book describes a unique period in history.

No previous railway system had ever been organised on such a scale, with such urgency and at such short notice. The War Department light railways were very much a product of their era, immediately following on from the development of small internal-combustion locomotives and directly preceding the arrival of all-wheel drive and the 'cross-country' pneumatic tyre that rendered such railways obsolete almost overnight.

Compiled and designed by narrow-gauge legend Roy Link, this landscape-format hardback is both a definitive historical account and an endless source of inspiration for the growing number of modellers beguiled by this fascinating era. (TS)

Tim Horn's lightweight, portable baseboard kits have been justly praised in *Hornby Magazine* because they combine affordability with simple slot-and-tab assembly and can be had in all shapes and sizes up to a maximum of 4ft x 3ft.

Recent developments have included curved boards and bespoke fiddle yards but Tim is happy to work closely with layout builders to deliver exactly what is required.

Boards can be cut in any thickness of MDF up to 9mm – high-grade

laminated birch ply can be used if preferred, but the cost is higher. The use of laser cutters ensures great accuracy of fit – important when designing the underpinnings for modular layouts that need to be set up to close tolerances.

The boards are supplied as kits of parts and no special tools or woodworking skills are required to build them. Using these easy-to-assemble components, building the baseboards for a typical layout is a comfortable evening's work.

Excellent all round. (TS)

THE DETAILS

| | |
|----------------------|--|
| Manufacturer: | www.timhorn.co.uk |
| Description: | Curved baseboard kits |
| Scale: | Any |
| Price: | £POA |

NEXT MONTH



Hornby's 'P2' 2-8-2 gets a full review as a follow up to our brief overview of the RailRoad model on pages 78-79. Don't miss our detailed look at this eagerly awaited new release...

Hornby 'P2' debuts for RailRoad

The first of three versions of Hornby's new 'P2' 2-8-2 have arrived. **MIKE WILD** provides an overview of the RailRoad version which is set to conquer the budget locomotive market.

THE EYE CATCHING and impressive Gresley 'P2' 2-8-2 from Hornby made its debut in late August when the RailRoad version of this eagerly awaited new locomotive began arriving in UK shops.

For review we were able to acquire a new RailRoad model (R3171). This uses the same body tooling as the main range model (R3207), but features reduced decoration and we hope to be able to put together a full review of the fully detailed 'P2' model for the next issue of the magazine.

The 'P2' is an impressive product and Hornby has done an excellent job in recreating the powerful lines of these 1934 introduced locomotives. The distinctive smokebox and smoke deflectors of the design have been captured superbly while the long boiler, wide firebox and Gresley cab are all excellent too.

The buffers are fixed, but produced to a high standard, and an additional detailing pack contains front steps, cylinder drain cocks and bufferbeam pipes for fitment after purchase.

With the RailRoad model the clear difference is in the livery – on this model you won't find full lining on the cabside, frames, tender or wheels. These areas are left plain and this is where Hornby saves money to reduce the price of the 'P2' to just over £80 in this case.

However, on the plus side the mechanism inside is superb. It is fitted with an 8-pin decoder socket in the locomotive body and features a three-pole motor. Straight from the box our sample operated smoothly and quietly throughout the speed range and after running in we subjected it to a 10 coach load which it handled with absolute ease.

It might not have the finesse in the decoration stakes as the soon to be released full version, but the RailRoad model of the 'P2'

is a great looking locomotive which performs even better than it looks. If you are on a budget this is a perfect means of owning a large locomotive, and we can't wait to see the high detail version which is due in September. Watch this space. (MW)



Forces vehicles from Oxford

New to the Oxford Diecast military range are a Royal Navy Bedford OX dropside lorry and RAF Commer Commando crewbus.

The 1939 Bedford OX is a short wheelbase version of the OY, finished in Royal Navy black while the distinctive one-and-a-half-decker crewbus is finished in RAF grey.

Both enjoy a quality gloss paint finish and crisply printed details. (MC)

THE DETAILS

| | |
|----------------------|--|
| Manufacturer: | www.oxforddiecast.co.uk |
| Cat No: | 76BD009 |
| Description: | Royal Navy Bedford OX lorry |
| Price: | £10.95 |
| Cat No: | 76COM001 |
| Description: | RAF Commer Commando crewbus |
| Price: | £14.95 |
| Scale: | 'OO' |



Ballast starter kit from Ontracks

Ontracks has released a ballast starter kit which contains a 230g pack of Busch mixed brown stone ballast, a Prose 'OO' gauge ballast spreading tool and a bottle of Busch scenery adhesive.

The kit has been designed to make realistic ballasting a simple task and this combination of tools and materials certainly helps.

An 'N' gauge version of the kit is also available. (MC)

THE DETAILS

| | |
|---------------------|--|
| Supplier: | www.ontracks.co.uk |
| Cat No: | GV7127 |
| Description: | Mixed brown ballasting starter kit |
| Price: | £20.48 |
| Scale: | 'OO' |
| Era: | N/A |





**FIRST
REVIEW**



THE DETAILS

| | |
|----------------------|---|
| Manufacturer: | www.hornby.com |
| Cat No: | R3171 |
| Description: | Gresley 'P2' 2-8-2 2001 <i>Cock O' The North</i> , LNER apple green |
| Scale: | 'OO' |
| Price: | £82.99 |
| Era: | 3 |
| DCC: | DCC ready, 8-pin socket |
| Couplings: | Small tension locks in NEM pockets |

Ex-Virgin Mk 3s from Hornby



De-branded Virgin Trains livery forms the basis of Hornby's latest 'OO' gauge Mk 3 releases with four coaches appearing - a Mk 3 Trailer Guard Standard (TGS), First Open

(FO), Standard Open (TSO) and Restaurant First Modular (RFM). With their weathered finish these vehicles are great additions to the Hornby range. (MC)

THE DETAILS

| | |
|----------------------|---|
| Manufacturer: | www.hornby.com |
| Cat No: | R4543 - Ex-Virgin Mk 3 First Open 11021 - weathered |
| Cat No: | R4544 - Ex-Virgin Mk 3 Standard Open 12045 - weathered |
| Cat No: | R4545 - Ex-Virgin Mk 3 Buffet 10245 - weathered |
| Cat No: | R4546 - Ex-Virgin Mk 3 Trailer Guard Standard 44088 - weathered |
| Scale: | 'OO' |
| Price: | £28.49 |
| Era: | 9 |
| Couplings: | Medium tension locks |

Pipework in the pipeline

Simpasture Gate Miniatures has been working on a new modular pipework system suitable for 'OO' and 'O' gauges which includes a diverse range of cast white metal parts such as T-pieces, valve bodies, support foots, elbow joints, hand wheels, ladders and more. A range of vertical and horizontal storage tanks will also be available, as well as pump units.

Designed to connect to 1mm and 2mm diameter metal rod or alloy armature wire, the fittings supplied for review were cleanly cast with very little flash evident and fitted snugly to the rods.

Perfect for use within fuel depots, locomotive fuelling points, cement works, or even cameo scenes such as roadworks where exposed pipes may feature. (MC)



THE DETAILS

| | |
|----------------------|--|
| Manufacturer: | www.simpasturegateminiatures.co.uk |
| Description: | Modular pipework system |
| Scale: | 'OO'/'O' |
| Price: | From £2.20 per pack |
| Era: | Any |

Fourth variation for Heljan

Class 128

Royal Mail livery for Heljan's latest parcels railcar tooling.

HELJAN has released a new version of its highly regarded Gloucester Class 128 parcels railcar, this time offering the vehicle without

headcode boxes but retaining the gangway connections.

This new issue, which is being released with four identities, is the fourth to be produced by Heljan on the '128' bodysell – previous

versions covering the original split headcode Western Region vehicles, Midland Region centre headcode vehicles and flush fronted former Midland vehicles with the headcode panels removed.

The level of detail incorporated into the Class 128 is outstanding and ranges from full relief underframe fittings including engines, gearboxes, battery boxes and more, a fully detailed body



Trio of trucks

B-T Models has added more new liveries to its range of 'OO' scale, 1:76, lorries including a Commer bulk tipper in National Coal Board livery, a Leyland Octopus in British Road Services livery and an AEC Mammoth Major fuel tanker in Charringtons livery.

Decoration is up to B-T Models' usual standard



with good colour density. Neat touches include wing mirrors, windscreen wipers and radiators picked out in silver and wheels on the AEC and Leyland

models are highlighted in red whilst on the Commer they are black. These are superb value products which are available now. (MC)

THE DETAILS

| | |
|---------------------|--|
| Supplier: | www.ayrey.co.uk |
| Cat No: | DA 76 |
| Description: | Commer Bulk Tipper, National Coal Board |
| Price: | £7.99 |
| Cat No: | DA78 |
| Description: | Leyland Octopus, BRS Sheffield |
| Cat No: | DA89 |
| Description: | AEC Mammoth Major Tanker, Charringtons |
| Price: | £8.99 |
| Scale: | 'OO' |
| Era: | 5/6 |

A kit car park for your layout

This latest downloadable kit from modelrailwayscenery.com builds into a neat model of a pay and display car park.

It follows the same format as previous kits consisting of three sheets of A4 printed details which contain four ticket machines, 'Pay Here' signs, height restriction barrier, pavement sections and two sheets of weathered asphalt parking bays.

The small cardboard parts can be quite fiddly to build but with care the completed kit does look good and can be further customised.

This is a useful addition to the range which offers plenty of potential for adapting to your layouts needs. (MC)

THE DETAILS

| | |
|----------------------|--|
| Manufacturer: | www.modelrailwayscenery.com |
| Description: | Pay and Display Car Park |
| Scale: | 'OO' |
| Price: | £2.29 |
| Era: | 8/9 |





| THE DETAILS | |
|----------------------|---|
| Manufacturer: | <i>www.heljan.dk</i> |
| Cat No: | 8921 |
| Description: | Class 128 55992, Royal Mail Letters red |
| Cat No: | 8923 |
| Description: | Class 128 55991, Royal Mail Letters red |
| Scale: | 'OO' |
| Price: | £119.95 each |
| Era: | 8 |
| DCC: | DCC ready, 21-pin socket |
| Couplings: | Small tension locks in NEM pockets |

Full relief underframe detail makes a huge difference to the Class 128 model and really brings this area to life.

with recessed doors and etched grab handles, and a fully factory detailed bufferbeam at each end. The overall shape and style of the '128' is captured faithfully too. Add to this a heavy die-cast

chassis with massive haulage capacity (though it will rarely if ever be needed), a 21-pin DCC decoder socket, directional and cab lights plus ample space for a speaker for sound installation and the '128'

represents an impressive package. The Royal Mail Letters red livery on our samples of 55991 and 55992 is reproduced to Heljan's usual high standard with excellent printing of lettering,

logos, lining and other details. This superb new version of the Class 128 is already in the shops and with the standard of its production and decoration is sure to be popular. (MW)

More village buildings from Skaledale

A village hall, butcher's, dentist's and barber's are amongst the latest releases from Hornby's 'OO' scale Skaledale range of cast resin buildings. Each model is fully finished and ready for use on the layout and features fully glazed windows with separately fitted metal frames and printed name transfers.

The village hall is decorated in a vivid turquoise, light blue and pistachio colour scheme and would be perfect to finish off a village green or playing fields cameo whilst Andrew James' Family Butchers features a realistically weathered brick and tile finish. The interior is also represented too. The dentist takes on a timber clad finish with a tiled roof while the barber's is the smallest in this collection of new productions and



features a red brick finish complete with a modern shop window and roof window. Fine additions to the range and perfect to bring any street scene to life. (MC)



| THE DETAILS | |
|----------------------|------------------------------|
| Manufacturer: | <i>www.hornby.com</i> |
| Cat No: | R9767 |
| Description: | Butchers (129mm x 75mm) |
| Price: | £27.99 |
| Cat No: | R9781 |
| Description: | Village Hall (107mm x 226mm) |
| Price: | £29.99 |
| Cat No: | R9763 |
| Description: | Barbers (54mm x 91mm) |
| Price: | £22.99 |
| Cat No: | R9772 |
| Description: | Dentist (114mm x 135mm) |
| Price: | £29.99 |
| Scale: | 'OO' |

Dapol launches 'O' gauge Milk tanks

ANNOUNCED in 2012, Dapol's newly tooled 'O' gauge model of the 3,000 gallon six-wheel milk tank wagon has arrived.

For many years milk traffic was important to the railway and regularly operated to passenger schedules reflecting the perishable nature of the cargo and the importance placed on it by the railway.

This latest release from Dapol is available in six variants including United Dairies, Express Dairies, CWS, Milk Marketing Board, United Creameries and St Ivel. Our review sample was finished in Milk Marketing Board blue with white lettering.

Straight from the box the model feels substantial and whilst appearing to be based on a London Midland & Scottish Railway (LMS) type, Dapol has created a generic design of milk tanker encompassing detail elements from a number of other designs and railway companies.

That aside, the level of detail is good, the model featuring a plastic tank barrel with discharge valves at each end, plastic side ladders leading to a flip-top filler, tank

saddles, tank straps, tank end supports and bracing, lamp irons, vacuum pipes, crisp rivet and spring detail, brake levers, brake shoes and LMS design axleboxes.

Decoration on our sample is fairly limited, but application is up to the standards we've come to expect from Dapol with good colour density on the tank barrel, crisply printed Milk Marketing Board lettering and neatly printed Milk logos, although the plain black chassis does look stark and lacks details such as builder's plates or wagon numbers.

Running qualities are aided by finely profiled metal wheels with brass bearing pockets fitted to the outer axleboxes while the centre ones feature a slotted opening which offers a form of compensation, aiding movement through points and curves. The chassis is also fitted with sprung screw link couplings and sprung buffers.

For the price and given its generic design, the model wasn't quite what we were expecting, but given the popularity of modelling milk traffic it is sure to prove another popular addition to the 'O' gauge range of ready-to-run models. (MC)



Skaledale goes 'UTTERLY BUTTERLEY'!



THE DETAILS

| | |
|----------------------|--------------------------------|
| Manufacturer: | www.hornby.com |
| Cat No: | R9778 - Butterley station |
| Price: | £47.99 |
| Cat No: | R9779 - Butterley waiting room |
| Price: | £14.99 |
| Cat No: | R9777 - Weighbridge office |
| Price: | £17.99 |
| Cat No: | R9782 - Utility lamp huts x 2 |
| Price: | £9.99 |
| Cat No: | R9785 - Crossing hut |
| Price: | £9.99 |
| Scale: | 'OO' |
| Era: | 0 |

Hornby's Skaledale range continues to expand with these latest releases, based on buildings at the Midland Railway - Butterley.

The centrepiece is an impressive 'OO' scale resin cast model of Butterley station building, meticulously painted

in a weathered stone finish. Attention to detail is good with the model featuring a host of hand painted and separately applied elements including metal window frames, chalk boards, poster boards with posters, station name boards, fire buckets and drainpipes,

plus the roof and chimney detail is also nicely finished too.

To complement the station building a matching waiting room, weighbridge office, crossing hut and set of two utility huts is also available.

The overall finish on each, as we've come to expect from Hornby, is excellent although on our sample of the station building, the glazing on the wind/rain shelter was slightly askew.

However, this is an impressive set of buildings and straight from the box you have the making of an instant and impressive station scene. (MC)





THE DETAILS


| | |
|----------------------|--|
| Manufacturer: | www.dapol.co.uk |
| Cat No: | 7F-031-003 |
| Description: | 6 Wheel Milk Tanker – Milk Marketing Board |
| Scale: | 'O' |
| Price: | £74.50 |
| Era: | 4/5 |

From a distance the milk tanker looks good, but are the compromises too far for some modellers?

RECOMMENDED READING

GREEN DIESEL ERA

Author: Derek Huntriss
Publisher: Rails Publishing
Website: www.capitaltrainsport.com
ISBN: 978-1-8541-4381-5
Price: £19.95
Spec: Hardback, 112 pages



DIESEL locomotives started to appear on Britain's railways in large numbers from the late 1950s and this latest hardback book from Derek Huntriss aims to portray a selection of them in its 112 pages.

Green Diesel Era charts the progress of diesel locomotives following the 1955 Modernisation Plan with a good selection of pictures covering all major first generation diesel locomotive types together with diesel shunters and Diesel Multiple Units.

Whilst it promises plenty of green diesels, a few appear in different colours too including blue and maroon 'Westerns' and blue English Electric Class 50s as well as an English Electric Class 20 in pink primer!

Reproduction quality is good with most photographs appearing crisp and clear, whilst the accompanying captions and text are informative and interesting. This fascinating book provides much inspiration for modellers who may wish to seek train formation details during the green diesel era. (MC)



New 'OO' British Railways lorries

This latest selection of 'OO' gauge die-cast railway vehicles from B-T Models includes a Karrier Bantam with box van trailer, Karrier Bantam with dropside trailer both in British Railways red and cream together with a Leyland FG van in BR Rail Express Parcels livery.

Each model is up to the standard we've come to expect from BT-Models, particularly in terms of decoration, and these new releases are perfect for station yards or forecourts. (MC)

THE DETAILS

| | | | |
|--------------------|--|--------------------|---------------------------------|
| Supplier: | www.ayrey.co.uk | Scale: | 'OO' |
| Cat No: | DA77 | Price: | £9.99 |
| Description | Karrier Bantam with box van, British Railways | Era: | 4/5 |
| Cat No: | DA83 | Cat No: | DA82 L |
| Description | Karrier Bantam with dropside trailer, British Railways | Description | Leyland FG van, Express Parcels |
| | | Scale: | 'OO' |
| | | Price: | £7.99 |
| | | Era: | 6/7 |

Hornby's

'Northern Belle'



THE DISTINCTIVE livery of the 'Northern Belle' luxury train features in this latest train pack from Hornby containing a Class 47 and three Mk 2d coaches.

The train is operated by Belmond, which also runs the British Pullman and Venice Simplon Orient Express and features air-conditioned Mk 2d coaches in Pullman-inspired colours hauled by Direct Rail Services' Class 47 locomotives.

Hornby's latest release contains 47790 *Galloway Princess* in

Northern Belle umber and cream, which uses the former Lima tooling for the Brush Type 4, together with three coaches comprising First Opens (FO) 3247 *Chatsworth*, 3267 *Belvoir* and Mk 2d Brake Second Open Car No 17167.

The impressive finish immediately strikes you on opening the box, each element of the set decorated to the high standards we've come to expect from Hornby with a satin finish and crisply printed lettering, lining and Pullman crests, particularly on the coaches. The Class 47 correctly features the gold DRS 'compass' logo and black-

backed Pullman crest on each side as well as crisply printed name and number plates. The locomotive also features the upgrades from its previous Blue Pullman release including revised motor bogie with traction tyres, 8-pin DCC socket and NEM coupling pockets with small tension locks. The body is easily removed to access the DCC socket.

However, there are a number of detail and decoration issues with this pack including the use of an incorrect Class 47 body type, as 47790 has flush cab fronts rather than the recessed panels as modelled, an extra line

appearing under the 'Northern Belle' logo on the locomotive and slight misplacement of lining around the coach doors.

Tooling limitations also mean the oval door windows are not represented, and neither are the modifications to the brake vehicle, although a silver bar has been printed along the glazing to represent the new hopper-style windows.

This is an attractive train pack which delivers a fair representation of a contemporary luxury train and will certainly brighten up any layout. (MC)

Weathered CDAs from Hornby



A triple pack of factory weathered 'OO' gauge CDA china clay hopper wagons is now available, hot on the heels of the single vehicle which arrived during July (HM87).

This pack includes three consecutively numbered wagons as 375042, 375043 and 375044,

each featuring a subtly different weathered finish. The ECC International blue and silver livery is neatly applied with legible printing and small details, particularly on the weathered solebar.

Two elements of weathering are applied with a gentle dusting

of white on the canopy and a heavier dirt finish on the hopper and underframe. The weathering is particularly effective as it highlights some of the hidden detail including the ripples in the canopies and differs slightly between each model. (MC)

THE DETAILS

| | |
|----------------------|--|
| Manufacturer: | www.hornby.com |
| Cat No: | R6649 |
| Description: | ECC CDA hopper wagon triple pack (weathered) |
| Scale: | 'OO' |
| Price: | £51.99 |
| Era: | 8 |
| Couplings: | Small tension locks in NEM pockets |





THE DETAILS

| | |
|----------------------|--|
| Manufacturer: | www.hornby.com |
| Cat No: | R3134 |
| Description: | 'Northern Belle' Train Pack |
| Scale: | 'OO' |
| Price: | £142.99 |
| Era: | 9 |
| Couplings: | Tension locks |

Lovely Lodekkas



New from B-T Models is this pair of Bristol Lodekka LD6G double-deck buses finished in the blue and cream livery of Midland General and Notts and Derby Traction Co.

Decoration is generally good, although one of our samples had skewed destination blinds. However, company logos and registration plates are well applied and small details such as radiators, lights and windows picked out in appropriate colours. (MC)

THE DETAILS

| | |
|---------------------|--|
| Supplier: | www.ayrey.co.uk |
| Cat No: | B110A/B110B |
| Description: | Midland General/ Notts and Derby Traction |
| Scale: | 'OO' |
| Price: | £21.99 each |
| Era: | 5 |

QUICK REVIEWS

Schuco VWT5

New to the Schuco range of 'HO' scale die-cast model vehicles is this Volkswagen T5 van in plain white suitable for the post 2003 period. Whilst based on a left-hand drive prototype, the vehicle features a fully moulded interior including driver and passenger seats as well as rear seating, too. This van will make a great addition to a modern day layout. (MC)



THE DETAILS

| | |
|---------------------|--|
| Supplier: | www.ayrey.co.uk |
| Cat No: | SHU25979 |
| Description: | VWT5 van, white |
| Scale: | 'HO' |
| Price: | £8.99 |
| Era: | 9 |

More four-planks


Hornby's 'OO' gauge four-plank wagon release receives its latest outing in the black livery of Brookes Limited of Halifax. It is finished as wagon number 12 and the plain black livery sits well on the wagon. Decoration is evenly applied with crisp legible printing including tare details and builders plates. (MC)



THE DETAILS

| | |
|----------------------|--|
| Manufacturer: | www.hornby.com |
| Cat No: | R6665 |
| Description: | Four plank wagon – Brookes Ltd |
| Price: | £10.25 |
| Scale: | 'OO' |
| Era: | 3-5 |

Tulips from Busch



If you're looking to add some subtle colour to your layout, these 'HO' scale, 1:87, tulips from Busch should do the trick. The pack comprises ten green plastic sprues of tulip stalks and bases together with yellow, orange, pink, red and white plastic coloured tulip heads


THE DETAILS

| | |
|---------------------|--|
| Supplier: | www.ayrey.co.uk |
| Cat No: | 1206 |
| Description: | 120 Tulips |
| Scale: | 'HO' |
| Price: | £10.25 |
| Era: | Any |

on separate sprues. Each tulip is created by removing a stalk and inserting one end into the desired colour of tulip head. Cut the head from its sprue and your creation is ready to plant in one of the supplied bases. A tiny amount of glue will hold them in place. (MC)

Hornby 'Schools' is back

Full marks for the latest BR black version for 'OO'.



Locomotive shed and lean to for 'OO'

THE DETAILS

| | |
|----------------------|--|
| Manufacturer: | www.hornby.com |
| Cat No: | R9780 |
| Description: | Locomotive shed (336mm x 170mm) |
| Cat No: | R9788 |
| Description: | Locomotive shed lean to (139mm x 21mm) |
| Scale: | 'OO' |
| Price: | £59.99 (R9780), £10.99 (R9788) |
| Era: | 8/9 |



These new models are perfect for a preserved railway scene.

New to the Hornby Skaledale range and forming part of its Midland Railway – Butterley inspired collection is this two road locomotive shed (Cat No. R9780) and lean to (R9788).

Both are based on structures at the preserved Midland Railway.

The external finish on both the shed and lean to meets the expectations we have for Hornby Skaledale products with crisply painted bricks, mortar and grey roof panelling. Etched window frames cover clear glazing, but the internal walls

of the shed – which are clearly seen through the door openings – are left in plain resin with no moulded detail or paint finish.

This area would benefit from attention from modellers after purchase.

On the up side the roller shutter

doors are supplied separately with the model – two in the closed position and two open – and these can be fitted in any combination.

For those looking for new accommodation for their locomotive fleet, this combination could be just the thing. (MW)

THE DETAILS

| | |
|----------------------|---|
| Manufacturer: | www.hornby.com |
| Cat No: | R3194 |
| Description: | 'Schools' 4-4-0 30937 <i>Epsom</i> , BR lined black |
| Scale: | 'OO' |
| Price: | £133.99 |
| Era: | 4 |
| DCC: | DCC ready, 8-pin socket |
| Couplings: | Small tension locks in NEM pockets |



HORNBY'S sublime model of the Southern Railway 'Schools' 4-4-0 is back with this new release

modelling Bricklayer's Arms (73B) allocated 30937 *Epsom* in BR lined black with small early crests on the tender sides.

30937 was one of the last batch of Maunsell 'Schools' built in 1934-1935 and it was later modified in 1938 with the addition of a Bulleid multi-jet blastpipe and large diameter

chimney – the condition in which Hornby has modelled the 4-4-0.

On arrival our sample had suffered a minor shunt in transit dislodging a buffer, but this took a matter of moments to refit to the front bufferbeam making the model complete again and ready for action. From the box our sample ran quietly throughout the speed range and its smooth running characteristics improved with running in. We then subjected it to load tests with a rake of six Mk 1 carriages which it handled comfortably.

The model itself uses the tooling introduced in 2009 (HM20) by Hornby featuring a high fidelity body and chassis together with a brand new locomotive drive chassis. The standard of detail is excellent and coupled with Hornby's high quality livery decoration makes this an eye-catching locomotive, and particularly with full three colour BR mixed traffic lining on the tender.

The addition of 30937 *Epsom* is great news for those modelling the Southern Region in the 1950s and if that wasn't enough a second 'Schools' as 30915 *Brighton* (Cat No. R3208) is due to be released in September with a white cab roof to reflect its condition when used on the Royal Train in June 1953 – check out www.hornby.com for more information. (MW)

Mk 3 family gains interior lighting



Hornby's Mk 3 carriages have received interior lights for the first time with the release of a batch of BR blue and grey liveried, Eastern Region numbered vehicles suitable for use with HST power cars.

The lights operate on both analogue and digital control straight from box without modification and neatly Hornby has also incorporated a capacitor in the circuit which

means the lights fade out when the power goes off.

Power collection is through one bogie only, and it doesn't appear to affect operation in the slightest, no doubt assisted by the on board capacitor which will bridge small interruptions in the power supply. Also of note on the bogies is that Hornby has gone back to large tension locks for these vehicles – a backward step.

The exterior finish of these

new releases matches what we expect from Hornby with crisp edges between all colours and neat printing of the Inter-City 125 logos and vehicle numbers. The first batch of releases are all Standard class open vehicles – E42123, E42124, E42125 and E42126 – but Hornby is also due to release the Mk 3 Buffet and Trailer Guard Standard in matching BR blue and grey livery with interior lights. (MW)

THE DETAILS

| | |
|----------------------|--|
| Manufacturer: | www.hornby.com |
| Cat No: | R4634, R4634A, R4364B, R4364C |
| Description: | BR Mk 3 Standard Open, BR blue and grey, with lights |
| Scale: | 'OO' |
| Price: | £35.49 each |
| Era: | 7 |



PHONE/ORDER HOTLINE

(0114) 2551436

Open 9:00 am - 5:00 pm

24 Hr Answerphone service for orders



RAILS OF SHEFFIELD

SHOP OPENING HOURS:

9:30 am - 5:00 pm

Monday - Saturday

Free parking outside the door!

HORNBY

| | | |
|-----------|---|---------|
| R1177 | Gloucester City Pullman Electric Train Set | £140.00 |
| R3017 | BR Patriot Class 'Sir Herbert Walker K.C.B.' BR Green (Late) #45535 | £123.00 |
| R3019 | BR (Late) Grange Class 'Paviland Grange' #6845 - Weathered | £112.95 |
| R3020 | LMS 2-6-4T Fowler 4P Class LMS Red #2308 | £100.95 |
| R3103 | BR Class A4 'Bittern' #60019 BR Green Double Tender - SE | £131.95 |
| R3105 | GWR Castle Class 'Wellington' GWR Green Hawksworth Tender | £122.95 |
| R3118 | BR Castle Class 'Penrice Castle' #7023 BR Green | £125.95 |
| R3185 | South Eastern Sir Chris Hoy Class 395 Javelin Train Pack | £134.50 |
| R3187 | GNR 0-6-2T N2 Class #1744 | £78.95 |
| R3204 | LSWR 0-4-1T M7 Class - NRM | £113.95 |
| R3205 | BR 4-6-0 Rood Ashton Hall 4900 Class | £104.95 |
| R3207 | LNER 2-8-2 P2 Class 'Cock O' The North' | £122.99 |
| R3221 | LMS 'Duchess Of Sutherland' and Support Coach Train Pack | £148.95 |
| R3222 | GWR Green 2-8-0 42XX Class Locomotive | £104.95 |
| R3224 | BR Black 2-8-0 52XX Class Locomotive | £104.95 |
| R3225 | GWR Green 2-8-2 72XX Class Locomotive | £113.95 |
| R3227 | BR Black 2-8-0 Class O1 Locomotive 63663 | £114.95 |
| R3230 | LNER 0-6-0 J15 Class Locomotive - Pre 1948 | £95.95 |
| R3231 | BR 0-6-0 J15 Class Locomotive - Early BR | £95.95 |
| R3232 | BR 0-6-0 J15 Class Locomotive - Late BR | £95.95 |
| R3233 | LNER 4-4-0 D16/3 Class - Pre 1948 Locomotive | £95.95 |
| R3234 | BR 4-4-0 D16/3 Class - Early BR Locomotive | £95.95 |
| R3235 | BR 4-4-0 D16/3 Class - Early BR (1948) Locomotive | £95.95 |
| R3236 | BR 4-6-2 Duke Of Gloucester Class 8 - Late BR 1960 | £109.95 |
| R3237 | GWR 4-6-0 'Caerphilly Castle' Castle Class - NRM | £128.95 |
| R3238 | SR 0-6-0 700 Class Locomotive - 1920s-1930s | £95.95 |
| R3239 | BR 0-6-0 700 Class - Late BR Locomotive | £95.95 |
| R3240 | BR 0-6-0 700 Class - Early BR Locomotive | £95.95 |
| R3242 | BR 2-6-0 K1 Class - Early BR Locomotive | £113.95 |
| R3243/A | BR 2-6-0 K1 Class - Late BR Loco - Different Running Numbers | £113.95 |
| R3244/TTS | BR Green 4-6-2 'Duke Of Gloucester' #71000 with TTS Sound | £122.95 |
| R3245/TTS | BR Blue 4-6-2 'Tornado' Peppercorn A1 Class TTS Sound | £135.95 |
| R3246/TTS | LNER 2-8-2 'Cock O' The North' P2 Class Locomotive TTS Sound | £135.95 |
| R3258 | BR 2-BLL 2 Car Electric Multiple Unit Train Pack | £113.95 |
| R3260 | SR 2-HAL 2 Car Electric Multiple Unit Train Pack | £113.95 |
| R3263 | BR Co-Co Diesel Electric 'Vanguard' Class 50 024 Locomotive | £129.95 |
| R3267/XS | Transrail Co-Co Diesel Electric Class 60 005 'Skiddaw' DCC Sound | £217.95 |
| R3268 | Arriva Train Wales Bo-Bo Diesel Electric Class 67 003 Locomotive | £122.95 |
| R3269 | BR Intercity 125 Class 43 HST (Eastern Region) Pack | £183.95 |
| R3270 | Midland Mainline Class 43 HST Pack | £183.95 |
| R3271 | BR InterCity Class 43 HST Pack | £183.95 |
| R3273 | RailRoad BR 2-10-0 Franco Crosti Boiler 9F Class - Early BR | £104.95 |
| R3274 | RailRoad BR 2-10-0 Franco Crosti Boiler 9F Class | £104.95 |
| R3284/TTS | RailRoad LNER 4-6-2 Flying Scotsman A1 Class TTS Sound | £87.95 |
| R3285/TTS | RailRoad LNER 4-6-2 Gadenhall A4 Class Locomotive TTS Sound | £87.95 |
| R3286/TTS | RailRoad BR Empress of Canada Class 40 D232 TTS Sound | £73.95 |
| R3287/TTS | RailRoad BR Class 47 401 BR Blue Diesel Locomotive TTS Sound | £73.95 |
| R3289/TTS | Network Rail Class 37 97301 Locomotive with TTS Sound | £73.95 |
| R3290/A | BR 2-HAL 2 Car Electric Multiple Unit - Different Running Numbers | £113.95 |
| R3291/XS | Colas Rail Freight Co-Co Diesel Class 56094 with DCC Sound | £217.95 |
| R8213 | DCC Select Controller | £92.50 |
| R8249 | 4 Function Decoder | £14.00 |
| R8312 | eLink and RailMaster Combination Pack | £76.50 |

BACHMANN

| | | |
|----------|--|---------|
| 30-042 | Digital Starter Train Set | £92.00 |
| 30-048 | 'The Highlander' Digital Sound Train Set | £123.00 |
| 30-053 | Torbay Express Train Set | £112.95 |
| 30-170 | Thames Clyde Express Electric Train Set | £100.95 |
| 30-575 | The Railway Children Collectable Train Pack | £131.95 |
| 31-029 | Class 166 Networker 3 Car DMU #166204 Thames Trains | £122.95 |
| 31-119 | BR Standard Class 4MT #75035 BR Black Late Crest - Weathered | £125.95 |
| 31-129A | 3000 Class (ROD) 2-8-0 #3028 GWR Green | £134.50 |
| 31-137 | Class D11/2 6385 'Luckie Muckebackit' LNER Black | £78.95 |
| 31-138 | Class D11/2 Haystoun of Bucklaw #62682 BR Black Early Emblem | £106.21 |
| 31-167DC | L&YR 2-4-2 Tank #50795 BR Lined Black E/E - Weathered | £106.21 |
| 31-187 | Jubilee Class Nelson #5664 LMS Crimson with Stanier Tender | £88.50 |
| 31-214 | Patriot Class 4-6-0 'Giggleswick' #45538 BR Green Early Emblem | £110.46 |
| 31-268 | Class 419 MLV Network South East | £76.46 |
| 31-318 | Robinson Class J11 (GCR 9) #5317 LNER Black 0-6-0 | £69.50 |
| 31-320DC | Robinson Class J11 (GCR 9) #64325 BR Black Late Crest | £86.50 |
| 31-344 | Class 04 #D2332 Lloyds NCB Industrial Yellow - Weathered | £62.86 |
| 31-365 | Class 03 #03170 BR Blue Wasp Stripes & Air Tanks - V-Weathered | £69.50 |
| 31-431 | Midland Class 1F #41708 BR Black Early Emblem (Preserved) | £86.50 |
| 31-441DC | Ivatt Class 2MT 2-6-2 Tank #41291 BR Lined Black Late Crest | £62.86 |
| 31-463 | Class 0-6-0 #271 SECR Plain Green | £99.95 |
| 31-465 | Class 0-6-0 #31579 BR Black Late Crest | £99.95 |
| 31-517DS | Class 158 2 Car DMU #158849 Regional Railways *SOUND* | £69.66 |
| 31-614 | Class V3 Tank #67609 BR Lined Black Late Crest Cranked Pipes | £69.66 |
| 31-635 | Class 64x0 0-6-0 Pannier Tank #6407 GWR Green | £99.95 |
| 31-637 | Class 64x0 0-6-0 Pannier Tank #6400 BR Lined Green Late Crest | £99.95 |
| 31-656DC | Class 47 #D1677 'Thor' BR Green Yellow Ends | £95.95 |
| 31-658 | Class 47 #47190 Pectinidae BR Petroleum Sector - Weathered | £100.15 |
| 31-679 | Type A15 Electric #E3095 BR Electric Blue Small Yellow Panel | £95.95 |
| 31-691 | LMS Stanier Mogul Class #42969 BR Lined Black Early Emblem | £95.95 |
| 31-692 | LMS Stanier Mogul Class #42968 BR Lined Black L/C (Preserved) | £95.95 |
| 31-920 | H2 Class Atlantic 4-4-2 2426 'St Alban's Head' SR Olive Green | £89.50 |
| 31-921 | H2 Class Atlantic 4-4-2 2424 'Beachy Head' BR Black Early Emblem | £89.50 |
| 31-995 | LMS 10000 BR Brunswick Green, Lined Orange & Black | £89.50 |
| 31-996 | LMS 10000 BR Brunswick Green, Part Eggshell Blue Waistband | £89.50 |
| 31-997 | LMS 10001 BR Brunswick Green, Blue Waistband Yellow Panels | £89.50 |
| 32-038DS | Class 20 #20124 BR Blue Indicator Disks - Weathered *SOUND* | £97.71 |
| 32-065 | Class 43 'Warship' #D865 'Zealous' #D865 BR Maroon Yellow Panel | £97.71 |
| 32-066 | Class 43 'Warship' 'Pegasus' #D835 BR Green Yellow Panel | £97.71 |
| 32-085 | Class 56XX #66339 BR Black Early Emblem | £63.71 |
| 32-233 | Fowler Class 3F 0-6-0 (Inty) #23 SDJR Blue | £58.50 |
| 32-260DC | VVD Austerity 2-8-0 #90488 BR Black Late Crest | £117.95 |
| 32-285 | Class 101 2 Car DMU BR Green with Speed Whiskers | £97.71 |
| 32-286 | Class 101 2 Car DMU BR Green with Yellow Warning Panel | £97.71 |
| 32-331 | Class 25/1 #25043 BR Green Full Yellow Ends - Weathered | £97.71 |
| 32-440 | Class 24/1 D5135 BR Green | £97.71 |
| 32-442 | Class 24/1 #24137 BR Blue | £97.71 |
| 32-529H | Class 55 #D9011 BR Two Tone Green | £87.95 |
| 32-550C | Class A1 'Tornado' #60163 BR Express Blue | £128.01 |
| 32-680 | Class 45 #45036 BR Blue Split Centre Head Code | £97.71 |
| 32-762DS | Class 57/3 'The Hood' #57312 Virgin - Weathered *SOUND* | £97.71 |
| 32-763 | Class 57/3 'Pride of Crews' #57309 DRS Compass Blue | £97.71 |
| 32-784 | Class 37/0 #37242 Mainline Blue Centre Head Code - Weathered | £208.21 |
| 32-785DS | Class 37/0 #37254 BR Departmental - Weathered *SOUND* | £97.71 |
| 32-786 | Class 37/0 #37174 EWS Domino Head Code - Weathered | £97.71 |
| 32-927 | Class 150/1 2 Car DMU #150128 First Great Western | £97.71 |
| 32-938 | Class 150/2 #150204 Northern Rail | £97.71 |
| 32-992 | Wickham Type 27 Trolley Car BR Engineers Yellow | £84.95 |
| 32-993 | Wickham Type 27 Trolley Car BR Engineers Yellow Wasp Stripes | £84.95 |
| 35-076 | Class E40-6-2 #4473 Southern Green | £121.55 |
| 35-077 | Class E40-6-2 #32556 BR Black Early Emblem | £112.20 |
| 35-600 | Class 20 Diesel Locomotive - DC & DCC Sound | £15.95 |
| 35-675 | Class 57/xx Pannier Tank Locomotive - DC & DCC Sound | £13.95 |
| 36-553 | DCC Decoder with Back EMF and 3 Function Outputs (8 Pin) | £14.50 |
| 36-556RA | E-Z Command 90° 6 Pin DCC Decoder | £15.25 |
| 36-557 | 1 Amp 4 Function 21 Pin DCC Decoder with Back EMF | |
| 36-558A | E-Z Command 6 Pin Decoder for 'OO' and 'N' gauge | |

GRAHAM FARISH

| | | |
|----------|---|---------|
| 370-080 | 'Countryside Coal' Digital Train Set | £65.16 |
| 370-500 | Cumbrian Mountain Express Collectable Train Pack | £71.95 |
| 371-015B | Class 08 #08856 BR Blue with Wasp Stripes | £84.96 |
| 371-019 | Class 08 #08897 EWS - Weathered | £93.46 |
| 371-085 | Class 25/1 #D5188 BR Green | £93.46 |
| 371-087 | Class 25/2 #25234 BR Blue | £93.46 |
| 371-110 | Class 31 #D5563 BR Green - Directional Lighting | £93.46 |
| 371-111 | Class 31 #D5596 BR Green Small Yellow Panels - Directional Lighting | £93.46 |
| 371-112 | Class 31 #31173 BR Blue - Directional Lighting | £89.20 |
| 371-165 | Class 37/4 #37407 'Loch Long' BR Blue Large Logo | £89.20 |
| 371-168 | Class 37/5 #37506 Railfreight Red Stripe | £89.20 |
| 371-169 | Class 37/4 #37409 DRS | £93.46 |
| 371-286 | Class 55 Kings Own Yorkshire Light Infantry #D9002 BR Green SYP | £93.46 |
| 371-287 | Class 55 Prince of Wales's Own Regiment of Yorkshire #55005 Blue | £101.95 |
| 371-330 | Class 150/1 #150128 First Great Western | £93.95 |
| 371-384 | Class 66 #66209 EWS - Weathered | £89.21 |
| 371-396 | Class 66 (Low Emission Variant) 'Interhub GB' #66731 GBRF | £97.70 |
| 371-454 | Class 37 #D6827 BR Green Centre Headcode - Weathered | £97.50 |
| 371-558 | Class 158 2 Car DMU #158871 ScotRail | £93.46 |
| 371-604 | Class 42 Warship 'Onslaught' #D832 BR Green | £93.46 |
| 371-635 | Class 70 Powerhaul #70006 Freightliner | £93.46 |
| 371-656 | Class 57 #57312 Network Rail Yellow | £93.46 |
| 371-657 | Class 57 'Pride of Crews' #57309 DRS Compass Livery | £93.46 |
| 371-752 | Class 87 Royal Sovereign #87002 BR Blue | £114.71 |
| 371-880 | Class 108 2 Car DMU BR Green Small Yellow Panel | £63.71 |
| 371-987 | Class 64x0 0-6-0 Pannier Tank #6400 BR Lined Green Late Crest | £95.95 |
| 372-030 | Castle Class Earl of Dunraven #5044 GWR Lined Green | £127.46 |
| 372-181 | Princess Coronation Class 'Duchess of Hamilton' #46229 BR Green | £127.46 |
| 372-183 | Princess Coronation Class #46240 'City of Coventry' BR Crimson L/C | £59.46 |
| 372-212 | Class 3F (Inty) #47345 BR Black Late Crest | £127.46 |
| 372-310 | Merchant Navy Class #35024 'East Asiatic Company' BR Blue E/E | £127.46 |
| 372-312 | Merchant Navy Class #35028 'Clan Line' BR Green Late Crest | £127.46 |
| 372-385 | Class A2 'A/H' Peppercorn #525 LNER Apple Green | £75.95 |
| 372-388 | Class A2 'Blue Peter' #60532 BR Lined Green Late Crest | £89.21 |
| 372-400 | Class 139 #1856 LNER Lined Black Flat Sided Tender | £87.95 |
| 372-536 | Class 4MT Tank #80119 BR Lined Black Late Crest | £100.26 |
| 372-625 | Ivatt Class 2MT #46521 BR Lined Green Late Crest | £99.95 |
| 372-626 | Ivatt Class 2MT BR Lined Black E/E Locomotive 46440 | £99.95 |
| 372-653 | BR Standard Class 4MT #76079 BR Lined Black Early Emblem | £99.95 |
| 372-725 | BR Standard Class 5MT 73068 BR Lined Green Late BR1C Tender | £99.95 |
| 372-727 | BR Standard 5MT 'Carnegie' BR Lined Black Early BR1B Tender | £99.95 |
| 372-752 | Fairburn 2-6-4 Tank #42073 BR Black Late Crest | £99.95 |
| 372-800A | Class A1 'Tornado' #60163 BR Lined Brunswick Green | £119.50 |
| 372-800B | Class A1 'Tornado' #60163 BR Express Blue | £110.46 |
| 372-930 | N Class 2-6-0 #1406 SR Olive Green Slope-sided Tender | |
| 372-931 | N Class 2-6-0 #31844 BR Black Early Emblem | |

RAILS BLACK LMS LIMITED EDITIONS



31-998 LMS Twins Wooden Box Set #10000/10001 Black/Chrome £249.50

UK POSTAL RATES: £4.00 (1st Class), £4.50 (1st Class Recorded), Special Delivery £8.50 next day delivery inc Saturdays by 1:00pm (orders must be placed before 2:00pm on date of despatch), £7.50 per parcel over 2kg sent via ParcelForce courier for next day delivery inc Saturdays (orders must be placed before 3:00pm on date of despatch). This excludes post codes IV, HS, KA27-28, KW, ZE, PA20-78, PH17-50, BT, IM, TR21-25, JE-GY and PO31-41 which will be charged at £12.

WORLDWIDE POSTAL RATES: Postage charged at cost sent via Royal Mail Airmail under 2kg, ParcelForce over 2kg. (Air sure and international signed for available on request).

Non EEC countries are VAT deductible.

New releases may be booked in advance.

All mail order or telephone orders despatched immediately with an immediate refund or follow-on option on 'Out of Stock' items. Please advise with your order.

All goods are either in stock or on order.

By Car: From M1 South, Junction 29, follow A617 to Chesterfield then A61 to Sheffield.

From M1 North, Junction 33, follow Parkway then A61 Chesterfield Road.

By Bus: From Midland Station/Transport Interchange catch No 53 (Lowdges) bus to Albert Road (approximately 2 miles).

PRICE PROMISE

We guarantee the price of our forthcoming releases for Locomotives, coaches and wagons to be at least 15-25% less than the RRP at the time of release.

We also offer large discounts on many of our railway accessory ranges.

We continually monitor other retailers to ensure that our prices are always competitive.

JUST LOOK FOR THE



Colour coding:

No DCC - DCC READY - DCC Fitted/Sound

PLEASE NOTE:

All items currently in stock are despatched immediately. Forthcoming releases will be despatched immediately upon release. If your order contains both current items and forthcoming releases then these will be despatched separately and subject to separate delivery charges.

DAPOL

N GAUGE

| | | |
|--------------------|---|---------|
| 2D-001-000/1/2/3 | Class 33/0 - Various Liveries & Running numbers | £91.95 |
| 2D-002-000/1/2/3 | Class 50 - Various Liveries, Names & Running numbers | £104.95 |
| 2D-003-003/4/5 | Class 52 Diesel - Various Names, Liveries & Running numbers | £90.95 |
| 2D-004-005/6/7/8/9 | Class 56 (Doncaster Built) Various Liveries & Running numbers | £102.95 |
| 2D-005-000/1/2/3 | Class 59 - Various Liveries & Running numbers | £104.95 |
| 2D-007-001 | Class 66 Malcolm Rail & Megafret Wagons Train Pack | £139.95 |
| 2D-009-000/1/2 | Class 121 - Various Liveries & Running numbers | £96.50 |
| 2D-012-001/2/4/5 | Class 22 - Various Liveries & Running numbers | £109.50 |
| 2D-017-001/2 | Mk3 DVT - Network Rail/Intercity | £35.95 |
| 2S-002-000/1/2/3 | Schools Class - Various Names, Liveries & Running numbers | £104.95 |
| 2S-007-005/6/7/8/9 | GWR 57XX - Various Liveries & Running numbers | £61.50 |
| 2S-008-000/1/2/3 | Class A4 - Various Names, Liveries & Running numbers | £104.95 |
| 2S-009-001/3 | GWR Class 2884/38xx - Various Liveries & Running numbers | £104.95 |
| 2S-010-000/1/2/3 | Hall Class - Various Names, Liveries & Running numbers | £100.95 |
| 2S-012-001/2/3 | Terriers - Various Liveries & Running numbers | £55.95 |
| ND116A/B/C/D | Class 142 - Various Liveries & Running numbers | £91.95 |
| ND145F/G/H/I | Class 26 - Various Liveries & Running numbers | £86.50 |
| ND205A/B/C/D | Class 27 - Various Liveries & Running numbers | £91.95 |
| NDIESEL2 | Diesel DCC Deluxe Starter Set | £231.95 |

Please note that the majority of Dapol N gauge locomotives are available as DCC Fitted, you can find them by adding a D to the end of the product codes when searching on our website.

OO GAUGE

| | | |
|--------------------|--|---------|
| 4D-009-001/2/3/4 | Class 121 - Various Liveries & Running numbers | £103.95 |
| 4D-010-001/2/3/4 | Class 73 - Various Liveries & Running numbers | £105.00 |
| 4D-011-000/1/2/3 | Streamlined Railcar - Various Liveries & Running numbers | TBA |
| 4D-012-000/1/2/3 | Class 22 - Various Liveries & Running numbers | £105.00 |
| 4D-014-000/1/2/3 | Class 29 - Various Liveries & Running numbers | £109.50 |
| 4D-015-001/2/3/4/5 | Class 122 - Various Liveries & Running numbers | £103.95 |
| 8800 | Track Cleaner | £52.00 |

O GAUGE

| | | |
|--------------------|---|---------|
| 7D-008-001/2/3/4 | Class 08 - Various Liveries & Running numbers | £167.50 |
| 7F-031-000/1/2/3/4 | 6 Wheel Milk Tankers - Various Names & Liveries | £59.50 |
| 7F-051-001/2/3/4 | 5 Plank Wagons - Various Names & Liveries | £34.50 |
| 7F-071-001/2/3/4 | 7 Plank Wagons - Various Names & Liveries | £34.50 |
| 7F-080-001/2/3/4 | 8 Plank Wagons - Various Names & Liveries | £34.50 |
| 7F-100-001/2/3/4 | SR Pillbox/Brake Van - Various Liveries & Running nos | £59.50 |
| 7S-010-001/2/3/4 | Terrier - Various Names, Liveries & Running numbers | £159.95 |

ESU Loksound

| | | |
|----------------------|---|--------|
| V4.0 Steam Sound | Classes A4 Pacific, A1/A2 Pacific, A1 Pacific "Tornado", GWR Pannier 57xx, GWR Manor 78xx, BR/LMS Mogul, 4MT Tank, Jubilee, BR/LMS Fairburn, Ivatt Class 4, 3F Jinty, Bulleid Pacific | £94.50 |
| V4.0 Diesel Sound | Classes 03/08/20/24/25/31/37/40/43 HST/44/45/47/50/52/55/57/66/67/108 DMU/158 Sprinter | £94.50 |
| Decoder with Speaker | | |
| DCSSFT | Fitting service for all OO gauge Steam Classes | £25.00 |
| DCCDIFT | Fitting service for all OO gauge Diesel Classes | £20.00 |

All sound decoders are available with either 8 or 21 pin connectors, several of the steam decoders are suitable for use in other locomotives. See our website for more details.

| | | |
|--------|---|---------|
| 50010 | ECOSBoost ext Booster 4A DCC/MOT/SX/mfx | £197.50 |
| 50011 | ECOSBoost ext Booster 8A DCC/MOT/SX/mfx | £369.50 |
| 50011H | ECOSControl Radio Handset & Base Station | £241.50 |
| 50200 | ECOS Command Station (2nd Gen) 15-21V & Colour Touchpad | £559.50 |
| 50300 | Navigator Digital System Wireless IR Handset & Base Station | £258.50 |

DECODER FITTING SERVICES

| | | |
|---------|---|--------|
| DCCHT6 | DCC Decoder fitting service for N gauge 6 pin DCC Ready locomotives | £29.50 |
| DCCHT8 | DCC Decoder fitting service for OO gauge 8 pin DCC Ready locomotives | £29.50 |
| DCCHT21 | DCC Decoder fitting service for OO gauge 21 pin DCC Ready locomotives | £29.50 |

The charges for our fitting services are inclusive of the cost of the decoder which will either be a Hornby 4 or Bachmann 3 function decoder chosen at our discretion.

HELJAN

OO GAUGE

| | | |
|----------------|--|---------|
| 1600/1/2/3/4 | Class 16's BR Green - Various Ends, LTD Editions of 750 | £106.50 |
| 1605 | Class 16 D8405 BR Green (Weathered) - LTD Edition of 750 | £114.50 |
| 1715/6/7 | Class 17 BR Green - Various Running numbers | £87.00 |
| 2320/1/2 | Class 23 Baby Deltic BR Green - Various running numbers | £103.50 |
| 2323 | Class 23 Baby Deltic BR Green D5909 Weathered | £111.95 |
| 2500/1/2/3 | Class 05 Shunter Type A - Various Liveries & Running numbers | £99.50 |
| 2520/1/2/3 | Class 05 Shunter Type B - Various Liveries & Running numbers | £99.50 |
| 2608/9 | Class 26/1 BR Green - Various Running numbers | £87.00 |
| 2660/1/2/3/4/5 | Class 26/0 BR Green - Various Running numbers | £95.00 |
| 3410/1/3/4 | Class 33/0 Early BR Green - Various Running numbers | £94.50 |
| 3430/1/2/3/4 | Class 33/0 Late - Various Liveries & Running numbers | £94.50 |
| 3910/1/2/3 | LNER 02/3 - Various Liveries & Running numbers | £147.50 |
| 3920/1/2/3 | LNER 02/4 - Various Liveries & Running numbers | £147.50 |
| 4005 | UION Prototype Diesel D0260 | £109.50 |
| 4010/1 | DP2 Prototype Diesel - Various Liveries | £102.50 |
| 4746/7/8 | Class 47 - Various Liveries & Unbranded | £64.50 |
| 8800/1/2/3 | AC Railbus - Various Liveries & Running numbers | £93.50 |
| 89121 | Operating 21.5(00)/27.4(10) Metre Turntable | £217.50 |
| 8940/1/2 | Class 128 DPU - Various Liveries & Running numbers | £94.00 |
| 8990/1/2/3 | Class 128 DPU - Various Liveries & Running numbers | £94.00 |

O GAUGE

| | | |
|------------------|---|---------|
| 1001/2/3/4/5/6/7 | Class B Tank Wagon - Various Liveries & Running numbers | £62.50 |
| 1040/1/2/3 | VAA Box Van - Various Liveries & Running numbers | £62.50 |
| 1050/1/2/3 | OAA Open Wagon - Various Liveries & Running numbers | £62.50 |
| 4050/1 | Class 40 - Various Liveries & Running numbers | £520.00 |
| 4910/1/2/3/4 | BR Mk1 SO Coaches - Various Liveries & Running numbers | TBA |
| 4920/1/2/3/4 | BR Mk1 BSK Coaches - Various Liveries & Running numbers | TBA |
| 4950/2/3/4/5/6 | BR Mk1 BG Coaches - Various Liveries & Running numbers | £260.00 |
| 4990/2/3/4 | BR Mk1 GUV Coaches - Various Liveries & Running numbers | £260.00 |
| 5280/1/2 | Class 52 Western - Various Liveries & Running numbers | £479.00 |
| 8890/1/2 | AC Railbus - Various Liveries & Running numbers | £399.00 |

KATO

| | | |
|--------|---|---------|
| 20-850 | UniTrack M1 Basic Oval with Kato Controller | £63.50 |
| 20-851 | UniTrack M2 Basic Oval with Passing Loop & Controller | £118.95 |
| 20-860 | UniTrack V1 Mainline Passing Siding Variation Set | £59.50 |
| 20-861 | UniTrack V2 Single Track Viaduct Variation Set | £67.95 |
| 20-862 | UniTrack V3 Sidings Variation Pack | £93.50 |
| 20-863 | UniTrack V4 Passing Loop/Sidings Variation Pack | £67.95 |
| 20-864 | UniTrack V5 Inner Oval Variation Pack | £25.50 |
| 20-865 | UniTrack V6 Outer Oval Variation Pack | £29.50 |
| 20-866 | UniTrack V7 Scissors Crossing Variation Pack | £59.50 |
| 20-867 | UniTrack V8 Crossing Variation Pack | £29.50 |
| 20-868 | UniTrack V9 Left Hand Crossover Variation Pack | £42.50 |
| 20-869 | UniTrack V10 Right Hand Crossover Variation Pack | £42.50 |
| 20-870 | UniTrack V11 Double Track Banked Curve Variation Pack | £76.50 |
| 20-871 | UniTrack V12 Double Track Up & Down Variation Pack | £152.95 |
| 20-872 | UniTrack V13 Double Track Elevated Variation Pack | £127.50 |
| 20-873 | UniTrack V14 Double Track Inside Variation Pack | £72.25 |

LGB

| | | |
|-------|--|----------|
| 20220 | RhB Class ABe 8/12 "Allegra" 3 Car EMU V1 | £1582.95 |
| 20225 | RhB Class ABe 8/12 "Allegra" 3 Car EMU V1 *SOUND* | £1899.50 |
| 20990 | Saxon Class II K Steam Locomotive *SOUND* | £1055.00 |
| 26841 | Königlich Sächsische Staatseisenb. Class 99.516 Steam Locomotive | £776.95 |
| 27872 | NYC Mikado Steam Locomotive *SOUND* | £1424.50 |
| 78500 | Digital Starter Set DB | £1019.95 |

MATHIESON MODELS

| | | |
|--------|---|-------|
| MV0003 | Pentrich Private Owner 8 Plank Wagon | £8.20 |
| MV0008 | United National Private Owner 8 Plank Wagon | £8.20 |
| MV0013 | Brodsworth Main Private Owner 8 Plank Wagon | £9.00 |
| MV0020 | Hodgens Private Owner 8 Plank Wagon | £9.00 |

Find the full range of these finely detailed N gauge wagons on our website

GAUGEMASTER

| | | |
|-----------|--|---------|
| DCP-CB12D | DCC Concepts Cobalt Digital Slow Action Point Motor (12) | £299.95 |
| DCP152 | DCC Concepts Cobalt Slow Action Point Motor (12 Pack) | £169.95 |
| BPDC224 | OPTI 8 Pin Direct Plug Decoder (5 Pack) | £59.50 |
| BPDC225 | OPTI Standard 4 Function Decoder (Pack of 5) | £51.50 |
| BPDC226 | OPTI Small 4 Function Decoder (Pack of 5) | £62.50 |
| BPGM510 | Bulk Pack of 25 Mini-Toggle Switches for Point Motors | £44.95 |
| DCC01 | Prodigy Express Package | £119.95 |
| DCC02 | Prodigy Advance Package | £198.50 |
| DCC03 | Prodigy Advance 2 Wireless Starter Set | £359.50 |
| DCC13 | Prodigy Advance 2 Wireless Walkaround | £144.50 |
| DCC14 | Prodigy Advance 2 Backlit Walkaround | £114.00 |
| DCC23 | 6 Pin N Gauge Plug-in Decoder | £21.00 |
| DCC27 | OMNI 21 & 8 Pin Decoder | £16.50 |
| DCC30 | Accessory Decoder | £46.75 |
| DCC40 | Auto Reverse Module | £32.25 |
| DCC49 | Prodigy DCC 8 Amp Booster Unit | £139.50 |
| DCC51 | Prodigy Wireless Conversion Set | £220.95 |
| DCC55 | Prodigy Advance Wired Computer Interface Cable | £40.50 |
| Model D | Twin Track Controller | £62.50 |
| Model Q | Four Track Controller | £124.50 |
| PM1 | Point Motor with Accessory Switch | £4.25 |
| PM2 | Point Motor | £3.95 |
| PM4 | Point Motor Self Latching with Switch | £4.50 |
| 100M | Single Power Controller | £67.95 |

PECO

| | | |
|---------|---|--------|
| PL10E | Point Motor with Extended Pin | £5.00 |
| PL10W | Turnout motor with low current coils | £6.00 |
| PL10WE | Turnout motor with low current coils and extended pin | £6.00 |
| PLS-100 | 'SmartSwitch' Starter Set | £55.00 |
| PLS-120 | 'SmartSwitch' Board | £24.00 |
| PLS-125 | 'SmartSwitch' Servo Motor (Single) | £14.50 |
| PLS-130 | 'SmartSwitch' - 'SmartFrog' | £10.50 |
| PLS-135 | 'SmartSwitch' Stationary Decoder | £14.50 |
| PLS-140 | 'SmartSwitch' 1M Cable Extension | £5.00 |

OO GAUGE

| | | |
|--------|---|--------|
| SL100 | 25 Yards Code 100 Wooden Sleeper Flexible Nickel Silver Track | £62.50 |
| SL100F | 25 Yards Code 75 Wooden Sleeper Flexible Nickel Silver Track | £64.50 |
| SL102 | 25 Yards Code 100 Concrete Sleeper Flexible Nickel Silver Track | £62.50 |
| SL102F | 25 Yards Code 75 Concrete Sleeper Flexible Nickel Silver Track | £72.00 |
| SL104F | 25 Yards Code 75 Steel Sleeper Flexible Nickel Silver Track | £75.00 |

N GAUGE

| | | |
|---------|--|--------|
| SL300 | 25 Yards Code 80 Wooden Sleeper Flexible Nickel Silver Track | £63.50 |
| SL300F | 30 Yards Code 55 Wooden Sleeper Flexible Nickel Silver Track | £76.50 |
| SL302 | 25 Yards Code 80 Concrete Sleeper Flexible Nickel Silver Track | £63.50 |
| SL302F | 30 Yards Code 55 Concrete Sleeper Flexible Nickel Silver Track | £77.50 |
| SL386/7 | Right Hand/Left Hand Curved Point | £9.95 |
| SL388/9 | Right Hand/Left Hand Large Point | £9.95 |
| SL395/6 | Right Hand/Left Hand Medium Point | £8.75 |

O GAUGE

| | | |
|---------|---|--------|
| SL700BH | 12 Yards Code 124 Wooden Sleeper Flexible Nickel Silver Track | £65.50 |
| SL700FB | 12 Yards Code 143 Wooden Sleeper Flexible Nickel Silver Track | £65.50 |

DJ MODELS

| | | |
|---------------|---|---------|
| N17-001/2/3/4 | Class 17 Clayton - Various Liveries & Running numbers | £97.50 |
| N17-005 | Class 17 D8501 BR Green SYP Weathered | £106.50 |
| N17-006/7/8 | Class 17 Powered & Dummy Twin Packs - Various Liveries | £127.50 |
| N23-001/2/3/4 | Class 23 'Baby Deltic' - Various Liveries & Running numbers | £97.50 |
| N23-005 | Class 23 'Baby Deltic' D5901 BR Green SYP Weathered | £106.50 |
| O23-001/2/3/4 | Class 23 'Baby Deltic' - Various Liveries & Running numbers | £306.50 |
| O23-005 | Class 23 'Baby Deltic' D5901 BR Green SYP Weathered | £327.50 |

NOW STOCKING!
EFE, OXFORD DIECAST &
GOLDEN VALLEY HOBBIES

ALSO STOCKED

In addition to full ranges from all the manufacturers featured here we also offer full ranges from Woodland Scenics, Ratio, Metcalfe Models, Harburn Hamlet, K&M, Bassett-Lowke, Romford, Modelscene, Superquick and many more. If you can't find the product you are looking for on our website then please contact us and we can order it in for you.

Check out the **ebay** store to see what discontinued and rare items we have on offer and for your chance to pick up a secondhand bargain today.

Visit - <http://stores.ebay.co.uk/Rails-Of-Sheffield>



is now open with old and unusual items being unearthed from storage and listed every day

Visit - <http://stores.ebay.co.uk/The-Rails-of-Sheffield-Vault>

VISIT THE RAILS SECOND-HAND EMPORIUM

Thousands of second-hand items available • Come and browse at your leisure! • From all brands to all gauges • Ask a member of staff in store for access to Rails Second-Hand Emporium!

<http://www.facebook.com/pages/Rails-Of-Sheffield/182517693075>

<http://twitter.com/railssheffield>

OFFICIAL HORNBY
COLLECTORS CENTRE

Est 1975

FOR MORE SPECIAL OFFERS AND UP TO THE
MINUTE RELEASES VISIT OUR WEBSITE

TELEPHONE/ORDER
HOTLINE

(0114) 2551436

Open 9:00 am - 5:00 pm
24 Hr Answerphone service for orders



RAILS OF SHEFFIELD

SHOP OPENING HOURS:

9:30 am - 5:00 pm

Monday - Saturday

Free parking outside the door!

WANTED

CASH OR PART EXCHANGE

We urgently require collections of any size featuring products from the following manufacturers:



We are always on the lookout for all types of kit built models including Pro-Scale, Nu-Cast, Golden Age Models, Silver Fox Models, Comet Models, David Andrews and Japanese/Korean Brass in addition to all manufacturers above.

Please do contact us if you are at all unsure as to whether we would be interested in your collection.

We value your used models very highly and will pay top prices for all items offered.

We provide a fast, professional and friendly service from our family run business.

Distance is no object and anything is considered.

Please telephone us on 01142 551436, email secondhand@railsheffield.com, fax us on 01142 555982 or post your lists to the address at the bottom of the page, all enquiries answered.

RAILS OF SHEFFIELD, 21/29 CHESTERFIELD ROAD, SHEFFIELD, S8 0RL. TEL(0114) 255 1436, 8 LINES. FAX (0114) 255 5982
PHONE/FAX/24 HR ANSWERPHONE FOR ORDERS OUTSIDE SHOP HOURS. EMAIL: info@railsheffield.com WEBSITE: <https://railsheffield.com> (E & OE)



Isn't it time you utilized the largest space in your home?

Why pay in excess of £30,000 on a loft conversion when most people just require a little extra space?

Our storage rooms include the strengthening of the loft joists, flooring, lighting, power sockets, roof insulation, studwalls, velux windows, ready to skim plaster boarding throughout and a substantial retractable loft ladder. Our storage rooms meet all relevant regulations and include a full site inspection and certification from our Building Control partner company. Whether you are thinking of a clean storage room for your belongings, a hobby room for your model railway layout or simply a place to display a collection, you will be surprised that, depending on specification, our storage rooms cost between £2995 and £6995 + VAT!

Extensive portfolio of completed storage room pictures can be found on our website www.atticandloft.co.uk

Please call **0800 0850663**
for a **FREE** survey and quotation



What can DCC do for me?

PAUL CHETTER goes back to basics and explains how digital control and 'stay alive' capacitors can have a fundamental effect on the way a model locomotive operates using Hornby's latest entry level model, the 0-4-0 Bagnall shunter, as the basis.



DIGITAL COMMAND CONTROL has a great many advantages for layouts of all shapes, sizes and styles and no matter how big or small your own project is there is a reason to give full consideration to digital control. The introduction of 'stay alive' capacitor units too has opened up even more potential for smooth operation under digital control.

Many believe that having a short layout, a few sidings, a couple of small diesel and steam locomotives and a DMU means that DCC is overly complicated for such a modest set-up.

However, that is far from the truth as DCC will allow the maximum use of the track and motive power available. The multi-model capabilities of DCC can be used on all layouts and especially of the size that many of us have room for at home.

The basic premise of DCC is that all of the track carries full power all of the time and the track also carries command signals so that each on-board decoder can be individually addressed

by the controller. There are many advantages to this method of control including reduced wiring, no need for isolating sections, a more or less constant 16 volt power supply to the track – this on its own is a great advantage over DC 0-12 volt operation – smooth and jerk free speed control and simple control of inertia and momentum effects through decoder tuning and much more.

TAMING OF THE SHREW

A highlight of DCC is its ability to tame otherwise lively locomotives and bring them into line with higher end products. One of these is the Hornby 0-4-0 chassis which has been used for many years in 0-4-0 saddle tanks and diesels. It has been updated with a new motor and improved reliability in recent years and in its latest incarnation is included inside the new Hornby RailRoad Bagnall 0-4-0 diesel shunter (HM87).

This budget locomotive comes in at just £29.99 at full retail price and makes it an ideal starter locomotive and with

digital control its lively, toy-like running characteristics can be turned into something approaching scale speed, acceleration and braking with smooth, slow speed running.

0-4-0 locomotives only have the use of four wheels for electrical connections between track and motor, so the more reliable those connections are, the better. The constant full voltage track power provided by DCC helps in this regard whereas the variable 0-12 volts of analogue control can lead to the potential for stalling or rough running.

Adding some 'inertia' by increasing the value in CV3 will reduce the tendency to accelerate rapidly, whilst increasing the value in CV4 will prevent it 'stopping on a sixpence'. Lowering the values in CVs 5 and 6, if the decoder supports this, will reduce the top speed to something approaching scale prototypical speeds – all of these changes can be instigated in a few minutes too through a DCC handset.

Smooth starting can be achieved by setting CV2 to the lowest value at which the model

WHAT WE USED

| PRODUCT | SUPPLIER | PRICE |
|----------------------------------|--|-----------------|
| Hornby Bagnall 0-4-0 Shunter | www.hornby.com | £29.99 |
| Zimo MX645 Sound Decoder | www.digitrains.co.uk | £83.00 |
| Two Zimo 15 x 12 LS Cube Speaker | www.digitrains.co.uk | £7.00 |
| Zimo 15 x 12 Cube Speaker | www.digitrains.co.uk | £7.00 |
| Zimo 18 x 13 'Dumbo' Speaker | www.railexclusive.com | £8.50 |
| Zimo 143,000µF Golmrund | www.railexclusive.com | £22.00* |
| Six 2.7V 1F Super Caps | www.rs-components.com | £6.00 |
| Various electrolytic capacitors | www.maplins.co.uk | £1.00 (or less) |

* These are currently being offered free to purchasers of selected Zimo decoders.

The Hornby 0-4-0 chassis family has many variations and with DCC the lively chassis in these locomotives can be tamed for prototypical operation.



will begin to move. If your decoder supports Back EMF sampling, this can be adjusted to help iron out any fluctuations in speed which can give a juddering gait. For more on Configuration Variable tuning see HM82.

DCC ON DC

Decoders give the motor high power in short bursts, power on, power off. This is called Pulse Width Modulation (PWM). The amount of time the power is on relative to the time it is off is called the 'duty cycle' which determines how much power the motor receives in a given time. This in turn regulates the speed at which the motor turns. As the duration of power on becomes longer, the faster the motor will turn. Manipulation of the PWM digital operation forms the basis of the motor control features in DCC decoders.

Many DCC equipped models can happily operate on analogue (DC) powered track. A common notion is that when on analogue, the decoder passively allows the DC power

to drive the motor. This is not the case - the decoder still operates the motor using PWM which leads to superior control aspects.

Several decoders, including those by Zimo, capitalise on this by providing for DC operation with exactly the same Back EMF regulation and Momentum options as with DCC control. Models equipped with these decoders will have the same superb running characteristics under analogue or digital control and can be configured for best operation to suit personal tastes.

The key to reliable running is a constant electrical supply. This starts with correctly and evenly laid track, adequately provided with power inputs and maintained in a clean, film-free condition. Wheels and pick ups should be maintained in a spotless condition.

Nothing I say next undermines that premise, but by adding a small on-board electrical storage facility, small interruptions in track supply can be bridged. This is particularly important for 0-4-0 designs.

'STAY ALIVE'

DCC brings with it the ability to add external capacitors to provide a 'stay alive' capability. Do not confuse these with the small capacitors, usually round flat and orange, fitted to minimise radio interference. Since DCC decoders provide superior suppression they can safely be dispensed with.

The free space available limits the size of capacitor which can be accommodated. But there are various types which can store different amounts of energy for a given size.

Broadly they fall into two categories - inexpensive but bulky simple electrolytic capacitors able to provide enough energy to bridge a speck of dirt and very compact, high capacity but more expensive 'Goldcap' or 'Supercap' types which may power a motor for several tens of seconds. A third type, Tantalum, offers an alternative which due to their flat shape might be more suitable in some circumstances.

Selecting the correct type will depend upon the proposed use. The 'stay alive' panel will help you choose.

A MODEL FAMILY?

The Hornby Bagnall shunter is the latest model based on a chassis that has been in production for a very long time. It's ideal for this feature as it is a simple design which can benefit greatly from DCC installation, even if operated with DC, and what you see here can easily be adapted to any of Hornby's entry level 0-4-0 shunter family, including the 0-4-0ST steam locomotive.

The components and sub-assemblies clip together; the uncluttered free space makes installation very straightforward, diesels especially so, and the results of installing a DCC decoder into these inexpensive locomotives speak for themselves. Much improved performance, refined speed control and smoothing of power supply through the introduction of 'stay alive' capacitors.

These models do not have DCC sockets, so direct wiring is needed, but that needn't be as difficult as you might first think. The basic requirement is to cut the connections between track and motor and connect the decoder's track and motor wires appropriately. You will need a basic knowledge of soldering, but beyond that all is very simple.

The Step By Step Guide will show you how and by following this guide you will be able to achieve the same high levels of performance from this budget 0-4-0 as you can from top of the line express locomotives.

STEP BY STEP INSTALLING DCC AND 'STAY ALIVE'

1

Despite its small size, the simple internals leave very usable spaces for decoder, capacitor and speaker installations.



2



No tools required - well almost. The components and sub-assemblies clip together without screws. To remove the body, first push the tabs arrowed green to release the front of the cab which then arcs backwards to release the rear locating lugs, arrowed yellow.

'STAY ALIVE' CAPACITORS...

STAY ALIVE capacitors are a great addition to DCC decoders and allow small amounts of electrical energy to be stored to bridge temporary spots of dirt on the track. They minimise the chances of a motor stalling and will also keep lights and sound on during temporary power interruptions.

'Stay alive' capacitors are particularly helpful on locomotives with short wheelbases and limited wheels such as 0-4-0 and 0-6-0 tank locomotives, diesel shunters and steam locomotives which only pick up from the driving wheels.

A range of decoders with 'stay alive' capacitors are available - some are supplied as complete kits with a decoder such as those from DCC Concepts whereas others are supplied separately including



From the left, items one to five are simple electrolytic capacitors of various values, six is a single 'Gold Cap' and the final item is a Zimo unit with seven 'Gold Caps' wired in series.

those for Zimo and ESU decoders.

Capacitors are polarity sensitive and must be wired in the correct way to avoid risk of explosion. There are two ways to visually determine the correct polarity. The leads or 'legs' are of unequal length. The negative lead is the

shorter of the two. Secondly along the capacitor body there is a full length stripe in a contrasting colour containing a 'minus' sign. The leg nearest to this is the negative leg.

The physical size of capacitors varies with capacitance and voltage. For a given capacitance, lower

voltage usually results in a smaller size. The typical amount of stored energy will be a few hundred microFarads (one millionths of a Farad) and will only run the motor in the order of tenths of a second.

'Goldcaps', on the other hand, can store lots of energy. They are typically rated at 1 Farad, sufficient to turn the motor for up to a minute more. There are drawbacks, however. They are usually very low voltage, around 2.5-2.7V is common. This is safety critical. Push too high a voltage and the likely outcome is a very energetic bang; enough to cause serious damage.

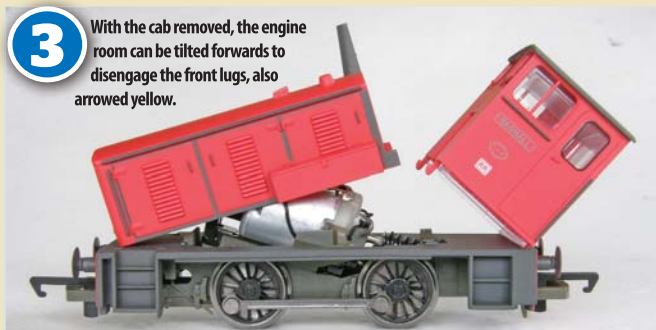
The normal solution to this is to wire up several individual 'Goldcaps' in series. This adds the voltages together but reduces total capacitance. As six or more will be needed there is an increase in costs plus the need for additional space.




Above: Here's the essential information you can derive from each capacitor: The working voltage - 25V. If too low you risk explosion. If too high it is safe but less efficient. The capacitance - 4700 microFarads, or 0.0047 farad. This figure shows the maximum storage, the 'µ' is a Greek letter used to denote 'micro' or 'one millionth part'. The F is the symbol for the farad, the unit of capacitance. The larger this figure, the more energy may be stored.

Above right: This 'Supercap' shows that it is a 2.7V maximum with a capacitance of 1 farad. In the group photograph, above, the physical size is almost identical to the 220µF one to its left, yet its capacitance is 4,500 times greater. 'Supercap' indeed!






3 With the cab removed, the engine room can be tilted forwards to disengage the front lugs, also arrowed yellow.



5 This is the chassis which forms the basis for all the models pictured in the opening photograph (and many more). Note that there are small but useable spaces between the frames. The orange suppression capacitors can cause problems for motor control and programming with some decoders. They are not required with DCC and add clutter, so I removed them at the same time as disconnecting the track pick up wires from the motor.



4 That's all the work needed to commence the installation, but if you wish to separate footplate casting from chassis, ease out the tabs arrowed in green.



6 Decoder options from the left. Hornby 8-pin, ESU Lokpilot, Zimo MX634, Zimo MX633 and Zimo MX645 sound decoder. Any of these, and many others, will fit and operate the motor successfully. Each of the Zimo decoders has on-board management of external capacitors, and wires provided for simple connection to them. No additional hardware is required.

WHAT YOU NEED TO KNOW

CALCULATING CAPACITANCE

THE FORMULA FOR CALCULATING THE CAPACITANCE OF MULTIPLE CAPACITORS IS AS FOLLOWS:


The product of the individual capacitances = $1 \times 1 \times 1 \times 1 \times 1 = 1$
 The sum of the individual capacitances = $1 + 1 + 1 + 1 + 1 = 6$

This gives a total capacitance of 0.166666F or 166,666µF

This is still a great deal of energy which if uncontrolled can lead to runaways. A simple CV change can restrict how far a locomotive can travel without receiving a DCC signal before stopping automatically – this is decoder dependent and will require checking of your manual.



The advantage of building your own modules, whether Supercaps or otherwise, is the ability to spread the individual capacitors out to make use of divided spaces which would preclude larger single units or fixed-shape modules. This is one I made to fit into a brass locomotive with several small but interlinked spaces. Lots of insulation was needed for this installation to avoid contact between the capacitor connections and the metal bodyshell of the locomotive.



On the left is a Zimo energy storage module with seven 'Goldcaps' pre-configured as a 17.5V, 143,000µF unit. On the right is a module of six 2.7V, 1µF 'Supercaps', which I created by soldering their legs together in series, i.e. the positive of one to the negative of the next and so on. This adds the voltages together, totalling 16.2V. Ideal for the Zimo MX633. The total capacitance, however, is reduced.

Also consider that if the locomotive loses its DCC signals, it will not be possible to tell it to stop, even if there is no power to the track. This can result in runaways and a locomotive can travel a long distance in a minute. High specification decoders have features to prevent this from happening.

Unlike other solutions, Zimo use a feature called 'Smart Stop' in conjunction with their on-board energy storage management. It works like this:

As the locomotive slows down, eventually to a halt, the decoder constantly monitors the presence

of DCC power. If, as the wheels are about to stop, it detects a loss of track power, it will prevent the motor from stopping completely and use any stored energy to continue to turn the motor, illuminate any lights and maintain any sounds if present.

The decoder keeps monitoring and as soon as it detects track power, it will stop the motor. This movement may be imperceptibly small and happens at very slow speed. The result of this hunting for clean track means that the locomotive will always be able to move again when requested as it is not sitting on 'dead' or dirty track.

STEP BY STEP INSTALLING DCC AND 'STAY ALIVE'


7

I selected the MX633 since, untypically, the voltage to any capacitors is capped at 16V and is independent of track voltage. The importance of this you will see later. I removed any wires which would not be needed to illustrate that direct wiring can be very straightforward. Only four connections are absolutely required, but here I retained the 'stay alive' blue and light grey wires.



8

The black decoder wire was connected to the left track pick up and the red to the right. I soldered the orange and grey wires to the motor terminals. Check the direction of travel before further work. If the controller says 'forward' but the model reverses, swap over the orange and grey wires.




9

It pays to 'dry run' each part of your installation as you proceed. Here I checked that the engine room cover could be replaced without damaging the decoder. Note that the decoder comes pre-insulated in a thick shrink wrap. Remember to fully insulate any wires or components before performing any 'quick tests'. Shorting is the most frequent decoder killer.



10

After trying various configurations I found that three 220µF electrolytic capacitors would comfortably fit in the engine room ahead of the motor.



11

I soldered each negative leg together and each positive leg together, ensuring an insulating air gap in between. This is called Parallel Wiring and results in the capacitance of each is added to the others, giving 660µF. To complete the circuit, connect the grey wire to the negative leads and the blue wire to the positive.



13

In contrast, the circular format of the Zimo Golmrund storage module would be highly visible in the cab of the Bagnall.



14

My home made energy module is compact enough to sit below window level. A false floor and driving desk could be fabricated to obscure it completely. Note that these 'Supercaps' are wired in series or daisy chain fashion to achieve 16V.



12

I discovered that a 4700µF capacitor would fit inside the cab, seen here through the glazing unit. This stores 21 times more energy than the previous solution, and although large does not protrude above the base of the cab windows.



15




This venerable saddle tank has quite a different body style, and the chassis – identical to that in the Bagnall 0-4-0 diesel – faces the opposite direction. Additionally, the motor connections are not soldered to the track pick ups. Nevertheless, DCC and 'stay alive' are still possible.

16

Though not clearly visible, the mounting lugs are located where the red arrows are pointing. Disengage these to remove the superstructure.






17

I found that by staggering one of the three capacitors the assembly could be fitted inside the tank and smokebox with plenty of clearance over the gears.




18

Outside cylinders and additional rods are obvious differences, but note the electrical connections to the motor are not visible. I see some nice spaces between the chassis frames for electrical components to be installed.




19

No need to sever the connections between motor and pick ups, they just press together and are held in place by the spring clip which fastens the motor to the chassis. Red to red, blue to blue.



20

I soldered the black decoder wire directly to the left-hand pick up and red to the right, whilst the orange and grey were attached to the motor as before. I removed the suppression capacitor as space is at a premium in this model.




21

This is how the installed items will look when fitted. The capacitors need to be insulated prior to the body being reunited with the chassis, a simple push fit, but keep an eye on the motor locating spring which protrudes a little at each side.




22

Returning to the Bagnall 0-4-0 diesel, it is also possible to install digital sound in this locomotive too. Substitute a Zimo MX645 sound decoder for the MX633 previously installed in Step 7 and fit one of the following speaker suggestions. Here's a single ZIMO 15mm x 12mm 'deep' cube speaker which fits comfortably.




23

This shows a pair of 15mm x 12mm LS (low profile) cube speakers back to back. These are a snug fit in the engine room moulding ahead of the motor. Wired in parallel, the impedance is reduced to 4 Ohms. This is fine for the MX645, but please check that this is okay for any other sound decoder.



24

Finally, an 18mm x 15mm 'Dumbo' speaker fitted into a styrene sheet fabricated enclosure designed to utilise the whole space available. Of the three alternatives, the paired speakers were marginally the loudest whilst the 'Dumbo' was almost as loud, but had a deeper growl. This is the one I finally settled upon.



25

And for the Caledonian 'Pug' 0-4-0ST a speaker can be installed in the spaces in the chassis frames. I've used a translucent version of the low profile 15 x 12mm cube speaker in this shot for clarity, but the normal black cube speaker fits in the same way. The enclosure walls are quite thick so can stand a little 'adjustment' with a small file if required.

Snug End

Prompted by a competition in *Hornby Magazine*, **GRAHAM GATEHOUSE** built a fabulous shunting layout in just three square feet in 'OO' scale. It was harder than he thought but, as he explains, the result is great fun.

SNUG END started after *Hornby Magazine* ran a competition to build a diorama in just three square feet back in summer 2012. When I built my first shunting puzzle layout it took up four square feet and I felt that I could, with careful planning, get it down to the competition's requirements. However, this was much, much harder than I thought. I spent four or five months drawing and redrawing my concept.

I wanted a diesel refuelling point, a

main line to the rest of the world and a headshunt able to take a Class 25 and three wagons. And it had to have a backscene based on an urban setting.

The sticking point was the front siding and then one day the penny dropped – this time I used a 'Y' point rather than the conventional right or left handed turnouts and curved the track so the result is an 'S' shape. I moved stock round on the drawing and it seemed to work, so the next stage was to build it.

I wrote down all the sizes of the materials, »




STATISTICS

| | |
|-----------------|---------------------------------------|
| Owner: | Graham Gatehouse |
| Scale: | 'OO' |
| Length: | 3ft 10in |
| Width: | 9 1/2in |
| Track: | Hand built points and SMP plain track |
| Control: | Analogue or DCC |
| Period: | 1960s, North West |

01 Right: The wheels of a Class 20 squeal as it rounds the curve under the bridge into Snug End yard.

02 Below: A Class 25 rumbles along the high level line with a short goods as a Class 08 shunts the yard below at Snug End.





Left: A simple analogue control panel takes care of point control. Point motors are DCC Concepts Cobalts.



Right: A simple card system is used to create the shunting puzzles for Snug End. In total there are over 6,000 puzzle possibilities!



Below: Graham takes control of Snug End with an NCE DCC controller.

sizes for the baseboard and lighting box and went to my local building supplies company and asked if they could cut it. The man who did the cutting was out, but that afternoon he called to say that he had cut the wood. At this point my stomach turned over as being on a pension money is not as free as it once was. He laughed and said he had cut it all from off-cuts and that the whole lot would cost just £9.

A PUZZLING BACKGROUND

I'm sometimes asked why I build these shunting puzzle layouts. Well, in the late 1980s I built a layout in a child's lunchbox following a challenge from a friend. The baseboard was an A5 paper sized continuous run layout with a siding with 10mm gauge handbuilt track and a Springside Horwich Works locomotive to 7mm:1ft scale scale, giving 18in gauge track. After being told that a layout needed scenery by my challenger I came back three weeks later with a picture cut from a calendar for a backscene, a pond, tree and ground works done. I won the 10p bet for a coffee from the vending machine!

Like many I was inspired by Alan Wright and his Inglenook Sidings layout, which became renowned as a shunting puzzle. The classic puzzle layout has three sidings which hold five, three and three wagons respectively, with a headshunt long enough for a small locomotive and three wagons. It all seemed too simple but one day I drew out a track plan for the Inglenook full size and played trains on it using post-it »

SEE IT AT...
 HORNBY
GREAT ELECTRIC.
 TRAIN SHOW
 OCTOBER 11/12 2014

> OCTOBER 11/12 2014
 > EXMOOR RAIL, MINEHEAD,
 AUGUST 1 2015
 > COTSWOLD MODEL RAILWAY
 SHOW, NOVEMBER 2015





notes on the wagons and scraps of paper to dictate the order of the wagons. The post-its were numbered 1-8 and the paper scraps the same. I shuffled the papers and the first five that came out I tried to make up the train in that order. It was surprisingly hard – what a reality check!

It has been calculated that there are 6,720 different shunting orders possible with the 5-3-3 Inglenook setup, so although these layouts are small, they are certainly not simple!

I built a 4ft x 1ft Inglenook style layout in 2012, built mainly from scraps. The wagons all had the couplings modified with a staple soldered onto the dropper so that when it is attracted by a magnet it lifts, allowing remote uncoupling. Built in four weeks it travelled to exhibitions around the country as an attraction for the public to operate. The youngest to succeed was an eight-year-old girl and the oldest an 80-year-old lady. Oddly many men are reluctant to have a go... perhaps they've failed to complete these challenges before.

SNUG END'S CONSTRUCTION

Back to Snug End (the real location is in the USA and I vowed to use this wonderful name one day on a layout). After coming up with the track plan I used SMP track parts and the usual mix of gauges and templates to ensure it was identical.

The baseboard was built, cork laid, magnet positions marked for Sprat & Winkle magnets and the track glued down. And I made a fairly big error – I hadn't fitted the magnets! I then spent all the afternoon trying and eventually succeeding in lifting the track, fitting the magnets and relaying the track.

When it came to the scenery I had taken so long at the planning stage that the diorama competition had finished and I did not want to rush it. A trawl through my unmade kits drawer came up with three boxes of Will's brick retaining arches. A piece of track laid on some stock boxes with bits of the arches leaning on them would add

height. The coach park in Windsor is on the old goods sidings with the passenger line running in on a whole series of arches just like the Will's moulding. A Peco bridge to go over the main line exiting to a fiddle yard would complete the main structures.

I wanted grubby brickwork and at an exhibition found an aerosol can of Executive Rail Grey in enamel. One of the spare bits from the Wills kits was used as a test piece and a quick blast of spray and immediately wiped off gave me the finish I wanted. Everything except the brickwork was masked or covered over and each section sprayed and wiped off, leaving the colour in the mortar joints and creating shadows in the corners. If it would not all wipe off the brick surface, white spirit on a rag was used. This will take the colour out of the plastic if you're not careful so you have to work very fast. To help age the brickwork, white and green Derwent colour pencils were used, the white for the limescale leaking out and the green to indicate a damp area.

After painting the track and rail sides, ballasting was done and held in place with a PVA water mix. The ground cover was done by sifting firebox ash onto PVA. Grass was next done with static grass and clumps, some of which were homemade.

The weighbridge and office were another Will's kit and painted with the Executive Rail Grey being wiped off at once - no other paint was used except for the steel plating which was covered in metallic black and then polished.

The backscene is made up from Peco Town Scene Backscene papers in both 4mm:1ft and 2mm:1ft scales stuck to thin card and cut up to get rows of cottages and other buildings and then stuck on the backscene board which had been painted blue.

Each piece was stuck on, in a decoupage manner, to create depth - the cutting out and placement took almost a month to get the right feel. The layout sits on a universal 5ft x 2ft 6in x 4ft high stand for an exhibition but at home sits on wood between two fitted bedside cabinets in the spare bedroom. »





6 Left: Brick retaining arches support the high level line above the yard. A Class 08 passes the weighbridge office while shunting.

7 Above: A Class 03 sits in the fuelling siding.

8 Above right: A small diesel fuelling point fills one corner of Snug End.

9 A Class 24 draws a set of wagons out of the sidings.



PLAYING TRAINS

To operate the layout I take digital photographs of each wagon, which are then laminated to make something the size of a playing card. The eight cards are shuffled and the first five placed on a simple rack. The train is then assembled in the long siding in that order.

My twist on the puzzle is to bring in a five wagon train with brake van leaving the brake van under the bridge and using the Class 08 to release the main line locomotive. This goes to refuel while the Class 08 and brake van solve the puzzle. It's rather like a sliding block puzzle and as long as wagons are placed in the right position on the long siding when you start it's great fun.

Operating DCC sound models on a shunting layout is hard work with all the buttons to press and they are changed from

time to time with DC versions that give a rest from sound allowing total concentration on operation. All stock is weathered and has the couplings altered. The Spratt and Winkle coupling I use is the AC3/3 for 3 or 4mm width delayed uncoupling. These are operating on curves of less than 2ft radius.

As I live in a flat and finish one or two layouts a year they must be small. An 'O' gauge layout is on the cards for the near future and using 7mm Spratt & Winkle I can get 99% coupling and uncoupling on 2ft radius curves using 2ft 6in radius points and an 0-4-0 locomotive. A compact 'O' gauge layout is definitely possible if I can design it to fit in 7ft 6in long space. Or perhaps I might opt for a Great Western Railway branch line terminus inspired by Hemyock using features from the other stations on the Culm Valley Line and a 'Z' style layout for shunting.

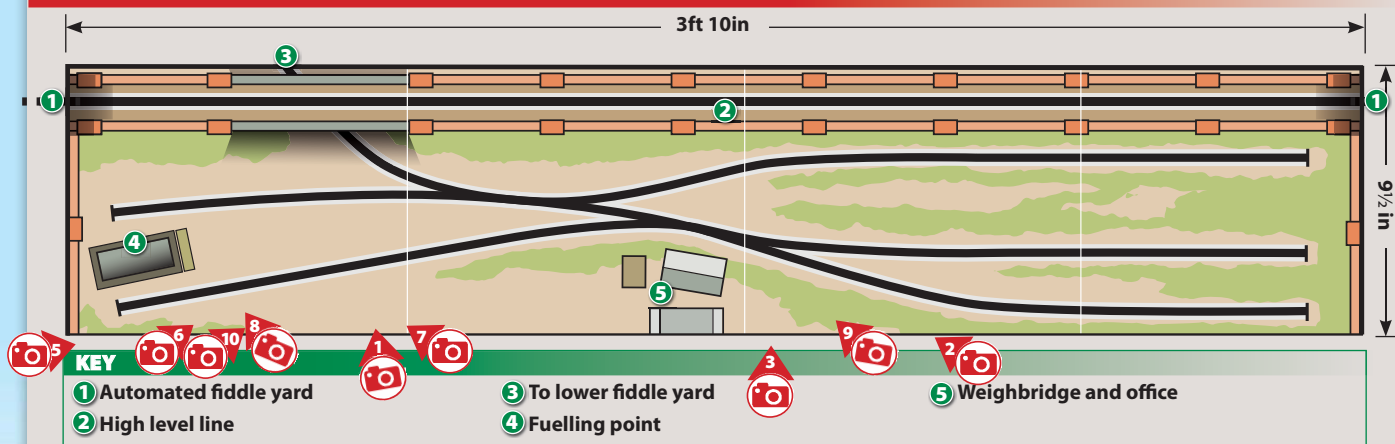
Before that, however, I must finish 1441 The Brewery (41in x 14in). This is yet another shunting layout but with seven positions on the layout in which to leave wagons.

The sidings are at both ends of the layout in a 'Z' style but no run-round loop, so two locomotives are required to shunt each train leading inevitably to DCC operation. By the time this issue of *Hornby Magazine* reaches the shelves it will either have appeared or be about to at its first exhibition so the pressure is on!

So there you have it – in three square feet you can create an interesting and atmospheric little layout. Of course, it doesn't have the glamour of the main line expresses, but I bet you'll have just as much fun running the trains on something like this as a much bigger layout... **HORNBY**





SNUG END TRACK DIAGRAM (NOT TO SCALE)



A Class 20 slows for a signal check on the high level line as a Class 08 draws wagons into the headshunt in the yard below.

THE BUILD



1 At the start of construction the trackplan was drawn out on paper to ensure everything would fit as planned.

2 Pointwork was hand built to suit the layout and combined with SMP plain track.

3 The high level line was mocked up with stock boxes once the lower level track was complete.

CASH TODAY

Money for your secondhand
locos & rolling stock

Tel : **0151 733 3655**
Email : preowned@ehattons.com

Phone opening times
Mon to Thu **7am-9pm** Fri & Sat **8am-6pm** Sun **9am-5pm**

Shop opening times
Mon to Sat **8am-6pm** Sun **10am-4pm**

"Thanks for the prompt service.
I'm amazed that you sent a
valuation less than a day after
my original enquiry!"

Mr K Stevens, Hull

"I was very pleased with the
price offered by Hatton's and the
simplicity of the service - I hope
you find happy new owners for my
locomotives"

Mr R Thompson, Surrey

Step 1

Contact us with your list of items

Email your list of items to:
preowned@ehattons.com

Post your list to:
364-368 Smithdown Road, Liverpool, L15 5AN

Phone us with your list on:
0151 733 3655



Step 2

Our experienced staff **Review** your list

A **Valuation** is made of your items

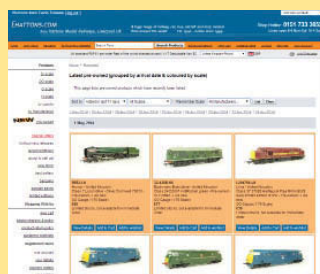
We make you an **Offer**

(usually within 24 hours)



All items listed online at

[www.ehattons.com/
latestpreowned](http://www.ehattons.com/latestpreowned)



Hundreds of new items
added every day

All brands purchased:

(including)



Step 3

Either **Send** us your items

Or we arrange to **Collect**



Step 4

Once we receive the items we'll **Check**
them and **Confirm** the offer



Step 5



We make **Payment**

Fast and secure with your choice of either

Cash - Bank Transfer - PayPal - Cheque

"I've bought from Hatton's
for years and the trade-in
service is just as efficient
and friendly as usual - great
service!"

Mr H Moorhouse, Lincoln



This month's **OXFORD** New Releases

1:72



DH82A Tiger Moth - K2585
32 Squadron, CFS
72TM005 1:72

1:76



Bedford OX Lorry -
Royal Navy
76BD009 1:76



Commer
Commando - RAF
76COM001 1:76 **NEW Tooling!**



Scania CombiTrailer &
Container - Eddie Stobart
SHL01CT 1:76 **NEW Tooling!**



Scania Topline Drawbar
Unit - Eddie Stobart
76DBU001 1:76 **NEW Tooling!**



Austin Allegro Estate
1300 - Harvest Gold
76ALL003 1:76



Morris Marina 1.8 Super -
Black Tulip
76MAR003 1:76



Bentley Mk VI - Black
76BN6003 1:76



Jaguar F Type -
Polaris White
76FTYP002 1:76



Land Rover Discovery 4 -
Santorini Black
76DIS002 1:76



Atkinson 8 Wheel
Flatbed Lorry - Chivers
76ATKL002 1:76 **NEW Tooling!**



Bedford OW Platform
Lorry - LMS
76BD010 1:76



Dennis Light Four New
World - British Railways
76DL4004 1:76



Whitby Mondial Ice
Cream Van - Dimascio's
76WM002 1:76



Land Rover Series II LWB
Hard Top - Hoveringham
76LAN2005 1:76



Land Rover LWB Station
Wagon - PO Telephones
76LAN2006 1:76 **NEW Tooling!**



Land Rover Defender - BR
76DEF007 1:76

1:148



Bedford OWB - Brown
NOWB002 1:148



Scammell Scarab
Van Trailer - Royal Navy
NRAB010 1:148



Scammell Scarab Flatbed
Trailer - RAF
NRAB011 1:148

1:43



Ford 400E Van - Fordson
Tractors
FDE011 1:43

To order, call:

02380 248850



Follow us on Twitter
@OxfordDiecastUK

See more at:

www.oxforddiecast.co.uk

OXFORD DIECAST LTD. PO Box 62, Swansea SA1 4YA Tel: 01792 643500

OXFORD 

Precision die-cast scale engineering
at surprisingly inexpensive prices

STAFF PROJECTS

Nevis Junction Depot

The Scottish depot plank has gained a name, but progress has been slower than planned. **MARK CHIVERS** updates the latest on his new 'OO' project layout.

EVERY LAYOUT has to have a name and being set on the Scottish Region at a junction location I couldn't think of anything better than Nevis Junction Depot. In construction terms, however, the main goal of late has been the installation of point motors which included a double slip and three way point. Using Peco point motors with extended pins (Cat No. PL10E), I had just a couple of issues along the way including two motors that refused to throw the points sufficiently in one direction no matter how much I tweaked them. After much muttering to myself, I tried rotating the motors 180 degrees, which, of course, fixed the problem and they've been working fine ever since!

I also suffered a couple of damaged points along the way. I've been recycling track from previous projects and some pieces are in better condition than others. Sadly, whilst installing the motors I managed to lose a couple of point springs on the beige carpet of the railway room. Ultimately, it has meant lifting the track in the affected areas, replacing the points, relaying the track and then re-weathering it in situ. It wasn't just the points that decided to play up, though, as my trusty Hornby DCC point decoders also struggled in the reliability stakes and I took the decision to replace them with Train-Tech DCC Quad point decoders (PC2), each capable of handling four points.

With all the points working at last, attention turned to operation of the layout and particularly where on the layout I'd like to be able to uncouple vehicles. I am planning to standardise the coupling types using Kadee couplings on wagons and some coaching stock. I've also decided to utilise the Kadee magnetic delayed action uncoupler at key locations on the layout to make shunting operations look and work as well as possible.

The magnets effectively force the Kadee couplings apart as they pass over it. At this point you can reverse the locomotive and leave the wagons where they are or shunt them to where you wish to leave them before heading in the opposite direction, thanks to the magnetic delayed action. Four of these have now been installed, and whilst they are perhaps slightly more obtrusive than other options, they will work just fine for my needs. For a more detailed look at Kadee couplings and their abilities, check

out Nigel Burkin's features in HM76-HM79.

The next stage was signalling. I've salvaged the signalbox and a Roger Murray built three-aspect with position light signal from my previous layout for reuse. The signalbox is based on a Highland Railway prototype and shouldn't look out of place adjacent to the entrance and exit road to the depot. The three aspect signal has been installed on the exit road near the fiddle yard entrance, which has yet to be built. Again, I've opted for a Train-Tech signal control module (SC-2) to operate this signal using DCC commands. It was easy to install and works a treat using two DCC addresses to

control the four options I wanted, namely red, red with position light on, amber and green.

Ballasting is now underway using a blend of 2mm scale light red and grey ballast. I also have a stock of dark red ballast, which I am peppering into the mix occasionally to judge how it looks and achieve the Scottish effect I'm after.

Finally for the moment, the depot inspection shed needs to be raised slightly as it is currently sitting too low on the layout and some of the Class 37s just catch the edge of the door with their air horns. This should be a simple task to fix as I had planned to install a concrete apron around the depot area in any case.

A Class 26 draws a pair of 'Mermaid' ballast tipplers into Nevis Junction Depot past the newly installed signal. This is controlled by a Train-Tech signal decoder.



Our workshop has been a busy place with projects for the Yearbook and Great Electric Train Show.



MIKE WILD
Hornby Magazine's editor is busily working on Twelve Trees Junction and a new project for this year's Yearbook. The workshop is full and bursting!



MARK CHIVERS
Hornby Magazine's assistant editor has been getting stuck in on ballasting his own project as well as helping get Ashland ready for the Swindon Railway Festival.



1



2



3

THE DETAILS

| | |
|-----------------|---|
| Name: | Nevis Junction Depot |
| Scale: | 'OO' |
| Length: | 10ft |
| Width: | 18in |
| Track: | Peco code 100 |
| Control: | DCC, Bachmann Dynamis/ Hornby RailMaster |
| Period: | 1980s-1990s, BR Scottish Region |

- 1 The Highland Railway style signalbox was reclaimed from a previous layout and suits this new setting perfectly.
- 2 The two sidings to the rear can be used for locomotives or rolling stock. Train-Tech bufferstop lights complete each siding. The nearest track is a headshunt for access to the stock sidings.
- 3 Nevis Junction Depot is coming together. The diesel fuelling point will be bedded in soon adding extra interest in the centre of the two board layout.



Cathedrals of **STEAM**

One of the most recognisable features of the steam age railway was the roundhouse, a distinctive circular building used for the storage and maintenance of locomotives.

EVAN GREEN-HUGHES traces the history of these atmospheric structures.



Four 'J27' 0-6-0s gather around the turntable inside Sunderland roundhouse on the night of August 28 1967.
Brian Stephenson.

If you speak to anyone who was trainspotting in the final days of steam the conversation eventually will turn to the subject of 'shed bashing'. We all chanced our luck in those pre-health and safety days on a Sunday and tried to bunk the local sheds to try and find those elusive locomotives which we needed to underline in our Ian Allan ABC books.

In my neck of the woods it seemed easy to get round the ex Lancashire and Yorkshire 'straight' sheds such as Mirfield and Low Moor where there were lots of engines parked inside side by side and in long lines, but the sheds we all wanted to do - Leeds Holbeck, York and so on - were almost impossible to get round because they were much bigger. Even worse, they were roundhouses where there was plenty of space between the engines and where there were no obvious corners in which to hide from the shed foreman.

Some idea of the size of these roundhouses can be gained by looking at the Great Hall of the National Railway Museum which was originally York shed and which was a roundhouse featuring two internal turntables (one has since been removed). In those days it was a dark and dingy place which had a floor covered in piles of ash and puddles in equal measure. There were holes in the roof cladding and the walls were covered in inches of soot and muck that accumulated over many years. It was a magical place, but it was very much of its time and I doubt anyone would put up with working in a place like that today.

The idea of storing locomotives on tracks radiating from a turntable can be traced back to almost the first days of the railways. The earliest locomotives which hauled coal and minerals in the North East were equally at home plodding along either forwards or backwards but as routes became longer and designs more advanced it became necessary to provide a way of turning the engine so that it faced the direction of travel. As is well known this was accomplished by the provision of a turntable.

At the same time it was necessary to provide some form of depot in which the engines could be stored and serviced and before long the opportunity was taken to



Condensing '57XX' 0-6-0PT 9700 stands inside Old Oak Common's double roundhouse on August 12 1956.
J.F. Davies/Rail Archive Stephenson.

enclose a turntable and the tracks radiating from it and so the roundhouse was born.

FIRST OF ITS KIND

It is generally accepted that the first application of this principle in the UK was in 1839 when the North Midland Railway built its celebrated roundhouse at Derby. This structure was engineered by Robert Stephenson at a cost of £62,000. It had 16 equal brick sides which supported a timber roof while inside was a circular colonnade of cast iron columns which supported an elaborate truss system. The turntable provided was miniscule by later standards, at only 36ft long, and it served 16 bays which each could hold one or two locomotives.

Remarkably this structure still survives, having been part of Derby Works for many years. It eventually fell out of use and in 2006 was bought by Derby College for £1, and restored at a cost of more than £30m to become part of the city's campus.

Another early roundhouse which still survives is that of the Leeds and Thirsk Railway at Leeds and which was built in 1847. Designed by Thomas Grainger this 20 bay structure is also of brick construction and differed from that at Derby in that the central 46ft 6in turntable was situated in an open well at the centre of the building. The roof trusses which radiate from the centre are 55ft long and are made from a single piece of timber, and each bay had its own set of heavy wooden doors. Although this building is not exactly round as the individual external wall sections run in straight lines, it is much nearer to a round shape than the earlier Derby building.

As might have been expected, the increasing size of locomotives meant that this roundhouse was soon too small to accommodate all but the smallest and it was therefore replaced by a new building at Neville Hill in 1904. Remarkably it too has survived to this day, having been occupied by various motor businesses, and is now a listed building. It can be found alongside the A58, Wellington Road, just south of the River Aire.

Also built the same year and still in existence for non-railway purposes is the London and Birmingham Railway's roundhouse at Chalk Farm in London. Known originally as the 'Great Circular Engine House' this structure used 24 cast iron supports to support the central roof structure of curved ribs around an all-enclosed turntable. This yellow brick building, which is 157ft across, is almost circular in shape and each bay is slightly narrower than the Leeds structure. As with its Northern cousin this building soon fell out of use due to the ever-increasing size of locomotives and since 1860 has been used for other purposes. It served as a warehouse until the 1930s and lay derelict for 25 years until being converted into an arts venue. »



Caledonian Railway 'Pug' 0-4-0ST 16010 moves off the open turntable inside Inverness roundhouse in 1949.
W.J. Verden Anderson/Rail Archive Stephenson.



Above: GWR 'Castle' 4-6-0 4090 *Dorchester Castle* stands beneath the smoke hoods inside Swindon roundhouse on April 7 1957. Bob Tuck/Rail Archive Stephenson.

Below: Guildford roundhouse featured open fronted bays for locomotive storage and maintenance. Adams 'B4' 0-4-0T 30089 stands outside on August 21 1960. J.F. Davies/Rail Archive Stephenson.



THE SHEDS GROW

As roundhouses expanded in size it became more common for them to be accommodated in a square building with the space at each corner being used for storage. Within 30 years of the first roundhouses large structures such as that which now forms the National Railway Museum's Great Hall had been constructed.

These were often expanded to accommodate more than one turntable and to provide stalls where more than one locomotive could be stabled and consequently they were very big buildings indeed. Most featured cast iron ribbed roofs of one form or another and used principles very similar to those being employed on contemporary stations. The York structure dates originally from 1877 and shows just how far the concept had advanced in just a few short years.

The roundhouse principle was enthusiastically adopted all over the world but in Europe it was more common to have a 'half roundhouse' arrangement in which the turntable was outside the building,

which only ranged round about half of the circle. Quite often the buildings were set back from the turntable allowing for locomotives to be stored in the open air as well as within the buildings. St Blazey in Cornwall is an example of this type which still survives, complete with turntable for turning steam locomotives though the buildings are no longer in railway use.

The half roundhouse was less common in the UK but there was a particularly neat one designed to accommodate only industrial-sized locomotives, and which was part of the MoD facility at Shoeburyness in Essex. Each of the identical stalls at this installation had its own wooden door and was only long enough to accommodate a small engine. Surrounded by typically well-kept manicured lawns this installation must surely rank as one of the most beautiful in the country.


UNIQUE ATMOSPHERE

For those wishing to see what a roundhouse really was like in the steam era there is only one place in the country to go, and that is Barrow Hill at Staveley

in Derbyshire. Here there is a building erected in 1866 when the Midland Railway signed a 100-year agreement to work the railways at the adjacent Staveley Works. This building cost £16,445 and comprised 24 roads each of which is up to 80ft long, easily big enough to cope with the larger engines of the period.

The size of this shed was one of the reasons why the roundhouse stayed in use for the next 121 years, finally closing in 1991 as Britain's last roundhouse depot. Designed to accommodate 24 steam locomotives, the depot's allocation peaked at 90 in the 1920s and included examples of most of the Midland Railway's tank and tender 0-6-0s.

Unlike all the other roundhouses mentioned above, though, Barrow Hill was to enjoy a second life as a railway shed after it passed into the control of preservationists in 1996 since when it has been transformed from a derelict vandalised wreck of a building to a thriving restoration and stabling centre for both steam and diesel locomotives.





Shafts of light
dart through the
roof of Holbeck
roundhouse in
1963 highlighting
Stanier 'Jubilee'
4-6-0 45675 Hardy
and '8F' 2-8-0
48454. Kenneth
Field/Rail Archive
Stephenson.

To the eternal gratitude of enthusiasts Barrow Hill has not followed the example of the National Railway Museum and, although re-roofed, has not been cleaned and 'sterilised' so that it does not bear any resemblance to a working railway building. Barrow Hill retains all the atmosphere of steam days and, as such, is the only authentic roundhouse which still survives in this country.

Although the roundhouse was an integral part of the railway's operation for more than 100 years the advent of double-ended diesels meant that many of their facilities were no longer required. Many were replaced with diesel depots while others were merely demolished and the sites used for other purposes. Those of us who saw them will vividly remember their size and unforgettable atmosphere but for those who did not then a visit to Barrow Hill will give a flavour of what you missed. Perhaps the only thing missing is a grumpy shed foreman with the athletic prowess of an Olympic sprinter to really bring back the memories of the old days! **DEDMIT**

WORTH THE TRIP...

Barrow Hill Roundhouse near Staveley in Derbyshire is a unique experience. It is both a preservation centre and railway engineering base and is open as a museum on a regular basis as well as hosting major railway events.

● For more information visit
www.barrowhill.org or call 01246 472450.



SHOW GUIDE

Welcome to the *Hornby Magazine* Show Guide – your guide to the exhibitions that are taking place throughout the country every weekend. This listing is a guide to events planned by model railway clubs and societies, and is updated each issue. Entries marked in blue are new shows to the listing. We recommend checking the society website or using the contact details provided to check a show or event is on before travelling. All information is provided in good faith, and *Hornby Magazine* cannot be held responsible for any changes that may take place following publication.

SEPTEMBER 2014

13 BISHOP'S STORTFORD MODEL RAILWAY EXHIBITION

Hosts: Bishop's Stortford Railway Society
Location: Birchwood High School, Parsonage Lane, Bishop's Stortford, Hertfordshire CM23 5BD
Times: 10.30am-4.30pm
Prices: Adults £5, children £3, family (2+2) £14
Website: www.tinyurl.com/bsrailoc
Contact: 07925 581351
Features: 18 layouts, trade support, displays, refreshments, parking and disabled access.

13 BURY ST EDMUNDS MODEL RAILWAY EXHIBITION

Hosts: Bury St Edmunds Model Railway Club
Location: Village Hall, Risby, Bury St Edmunds, Suffolk IP28 6RT
Times: 10am-4pm
Prices: Adults £4.50, concessions £3.50, accompanied children £2.50
Website: www.burystedmundsmrc.com
Contact: 01359 250351
Features: 13 layouts, trade support, refreshments, parking and disabled access.

13 GILLINGHAM MODEL RAILWAY EXHIBITION

Hosts: Shaftesbury and Gillingham Railway Society
Location: Gillingham Primary School, School Road, Gillingham, Dorset SP8 4QR
Times: 10am-4.30pm
Prices: Adults £4, children £2, family £10
Contact: 01747 830615
Features: Ten layouts, trade support, refreshments, parking and disabled access.

13 OLNEY MODEL RAILWAY EXHIBITION

Hosts: Olney Model Railway Club
Location: Carlton House Club, 38 High Street, Olney, Buckinghamshire MK46 4BB
Times: 10.30am-4.30pm
Prices: Adults £2.50, concessions £2, children £2, family £6
Website: www.olneymrc.org.uk
Contact: 01234 241686
Features: Layouts, trade support, societies and refreshments.

13/14 ELLESMERE MODEL RAILWAY EXHIBITION

Hosts: Ellesmere Model Railway Club
Location: Town Hall, Willow Street, Ellesmere, Shropshire SY12 0AL
Times: Sat 10am-5pm, Sun 10am-4pm
Prices: Adults £3, concessions £1.50, children £1.50, family £7.50
Website: www.ellesmere-modelrailwayclub.weebly.com
Contact: 01691 623102
Features: Layouts, trade support, demos, refreshments, outdoor train rides and disabled access.

13/14 GLOSSOP MODEL RAILWAY EXHIBITION

Hosts: Glossop and District Model Railway Club
Location: Bradbury Community House, Market Street, Glossop SK13 8AR
Times: Sat 10am-5pm, Sun 10am-4pm
Prices: Adults £3, concessions £2, children £2, family £8
Contact: 01457 863309
Features: Layouts, trade support, refreshments and disabled access.

13/14 INTERNATIONAL N GAUGE SHOW 2014

Hosts: Meridienne Exhibitions
Location: Warwickshire Exhibition Centre, Nr Leamington Spa, Warwickshire CV31 1XN
Times: Sat 10am-5pm, Sun 10am-4pm
Prices: Adults £9.50 (£8.50), concessions £8.50 (£7.50), children £4.50 (£3.50) – advance ticket prices in brackets

Website: www.ngaugeshow.co.uk
Contact: 01926 614101
Features: Up to 30' N gauge layouts, trade stands, demonstrations, refreshments and parking.

13/14 MID SUFFOLK LIGHT RAILWAY STEAM GALA AND MODEL RAILWAY SHOW

Hosts: Mid Suffolk Light Railway
Location: Brockford Station, Wetheringsett, Stowmarket, IP14 5PW
Times: Sat 11am-5pm, Sun 11am-5pm
Prices: Adults £6, concessions £4.50, children £3, family £15
Website: www.mslr.org.uk
Contact: 01986 798019
Features: Layouts, trade support, refreshments and parking.

DON'T MISS...

13/14 SWINDON RAILWAY FESTIVAL

Hosts: STEAM – Museum of the Great Western Railway
Location: STEAM, Fire Fly Avenue, Swindon, Wiltshire SN2 2EY
Times: Sat 10am-5pm, Sun 10am-5pm
Prices: Adults £10, concessions £8.50, children £7.50, family (2+1) £25 / (2+2) £30
Website: www.steam-museum.org.uk
Contact: 01793 466637
Features: Layouts including *Hornby Magazine's* 'OO' gauge layout Ashland, trade support, demonstrations, traction engine display, museum exhibits, refreshments and disabled access.

14 MIDLANDS MODEL RAILWAY CLUB (IRELAND) MODEL RAILWAY EXHIBITION

Hosts: Midlands Model Railway Club
Location: Killeshin Hotel, Dublin Road, Portlaoise, Co Laois, Ireland
Times: 11am-5pm
Prices: Adults £5, concessions £2.50, children £2.50, family £10
Website: www.mmmrc.club
Contact: +353 86 8166 414
Features: Layouts, trade support, refreshments, parking and disabled access.

20 BRAMBLETON MODEL RAILWAY CLUB OPEN DAY

Hosts: Brambleton Model Railway Club
Location: Highfield Oval, Ambrose Lane, Harpenden, Hertfordshire
Times: 2pm-5.30pm
Prices: Adults £2, concessions £1.50, children £1.50
Website: www.brambleton.co.uk
Contact: 01763 261250
Features: Club outdoor 'O' and 16mm garden layouts in operation, refreshments and parking.

20 CULM VALLEY MODEL RAILWAY EXHIBITION

Hosts: Culm Valley Model Railway Club
Location: Willand Village Hall, Cullompton, Devon EX15 2PL
Times: 10am-4.30pm
Prices: Adults £3.50, children £1.50
Website: www.cvmrc.co.uk
Contact: 01884 840369
Features: 16 layouts, trade support, refreshments, parking and disabled access.

20 HOLY INNOCENTS' CHURCH MODEL RAILWAY SHOW

Hosts: Holy Innocents' Church
Location: Holy Innocents' Church, Foulsham, Norfolk (satnav NR20 5RZ)
Times: 10.30am-4.30pm
Prices: Adults £3, children £1

Contact: 01328 829324
Features: Layout running day, railway films and refreshments

20 HUDDERSFIELD RAILWAY MODELLERS OPEN DAY

Hosts: Huddersfield Railway Modellers
Location: The Club Rooms Stonefield Mill at Union Mills, Tanyard Road, Milnsbridge, Huddersfield HD3 4ND
Times: 10am-4pm
Prices: Free
Website: www.huddsrailwaymodellers.org
Contact: 07950 425782
Features: Seven layouts, demonstrations and light refreshments.

20 LICHFIELD MODEL RAILWAY EXHIBITION

Hosts: Trent Valley Model Railway Society
Location: Emmanuel Christian Centre, Netherstowe, Lichfield, Staffordshire WS13 6TS
Times: 10am-4.30pm
Prices: Adults £4, concessions £3, children £3, family (2+2) £11
Website: www.tvrms.org.uk
Contact: 07810 701366
Features: Layouts, trade support, refreshments, parking and disabled access.

20 LUDLOW MODEL RAILWAY EXHIBITION

Hosts: Craven Arms and District Model Railway Club
Location: Ludlow Racecourse, Bromfield, Ludlow, Shropshire SY8 2BT
Times: 10am-4.30pm
Prices: Adults £2.50, concessions £2, children £1.50
Contact: 01588 672145
Features: 20 layouts, trade support, displays, refreshments and disabled access.

20 OXFORD MODEL RAILWAY EXHIBITION

Hosts: Oxford and District Model Railway Club
Location: United Reformed Church Halls, Collinwood Road, Headington, Oxford OX3 8HH
Times: 10.30am-4.30pm
Prices: Adults £5, accompanied children free
Website: www.oxfordmrc.org.uk
Features: Layouts, trade support, refreshments and disabled access.

20 SHENFIELD MODEL RAILWAY EXHIBITION

Hosts: Mid Essex Model Railway Club
Location: Shenfield High School, Oliver Road, Shenfield, Essex CM15 8RY
Times: 10am-5pm
Prices: Adults £5, children £3
Contact: 01277 216098
Features: 26 layouts, trade support, displays, societies and refreshments.

20/21 BEXLEYHEATH MODEL RAILWAY EXHIBITION

Hosts: Erith Model Railway Society
Location: Huxtable and Scout Halls, St Martin's Church, Erith Road, Bexleyheath, Kent DA7 6LE
Times: Sat 10am-5pm, Sun 10am-4.30pm
Prices: Adults £5, concessions £4.50, children £2.50, family (2+3) £13
Contact: 07736 560956
Features: Layouts, trade support, refreshments and parking.

20/21 BLACKPOOL AND NORTH FYLDE MODEL RAILWAY EXHIBITION

Hosts: Blackpool and North Fylde Model Railway Club
Location: Fleetwood High School, Broadway, Fleetwood, Lancashire FY7 8HE
Times: Sat 10am-5pm, Sun 10am-4pm
Prices: Adults £5, concessions £4.50, children £2.50, family (2+2) £12
Website: www.blackpoolandnorthfyldemrc.co.uk
Contact: 01253 823951

Features: 20 layouts, trade support, refreshments, parking and disabled access.

20/21 COVENTRY MODEL RAILWAY CLUB OPEN WEEKEND

Hosts: Coventry Model Railway Club
Location: Unit 3, Coventry Canal Basin Warehouse, Leicester Row, Coventry CV1 4LH
Times: Sat 10am-5pm, Sun 10am-4pm
Prices: Adults £2, accompanied children free
Features: Club layouts on display.

20/21 EUROTRACK 2014 EUROPEAN MODEL RAILWAY SHOW

Hosts: Solent Model Railway Group
Location: Blightmont Army Reserve Centre, Millbrook, Southampton SO15 0AJ
Times: Sat 10am-5pm, Sun 10am-4.30pm
Prices: Adults £5, children £2.50, family (2+2) £12.50
Website: www.solentmodelrailwaygroup.webs.com
Contact: 023 8039 2735
Features: Layouts, trade support, displays, demonstrations, societies, refreshments, parking and disabled access.

20/21 RAILWAY ENTHUSIASTS' CLUB MODEL RAILWAY EXHIBITION

Hosts: Railway Enthusiasts' Club
Location: Woking Leisure Centre, Woking Park, Kingfield Road, Woking, Surrey GU22 9BA
Times: Sat 10.30am-5.30pm, Sun 10am-5pm
Prices: Adults £7, children £3
Website: www.rec-farnborough.org.uk
Contact: 01252 542574
Features: Layouts, trade support, demonstrations, refreshments, parking and disabled access.

20/21 REDDITCH MODEL RAILWAY EXHIBITION

Hosts: Redditch Model Railway Club
Location: Trinity High School, Grove Street, Redditch B98 8HB
Times: Sat 10am-5pm, Sun 10am-4.30pm
Prices: Adults £5, concessions £3, children £4.50, family (2+2) £14
Website: www.redditch-mrc.com
Contact: 01527 540289
Features: 15 layouts, trade support, demonstrations and refreshments.

20/21 SHIPLEY MODEL RAILWAY EXHIBITION

Hosts: Shipley Model Railway Society
Location: Baildon Recreation Centre, Green Lane, Shipley BD17 5JH
Times: Sat 10am-5pm, Sun 10am-5pm
Prices: Adults £5.50, children £2.40, family (2+3) £11
Website: www.shipleymrs.org.uk
Contact: 01274 593031
Features: 14 layouts, trade support, refreshments and parking.

20/21 YORK AND DISTRICT MODEL RAILWAY SHOW

Hosts: Railscene Today
Location: New Earswick Folk Hall, Hawthorn Terrace, New Earswick, York, North Yorkshire YO32 4AQ
Times: Sat 10am-4pm, Sun 10am-4pm
Prices: Adults £4, children £2, family £9
Contact: 07733 899526
Features: Layouts, trade support, refreshments and parking.

21 CHICHESTER STEAM ON SUNDAY - OPEN AFTERNOON

Hosts: Chichester and District Society of Model Engineers
Location: Blackberry Lane, off Bognor Road, Chichester, West Sussex PO19 7FS
Times: 2pm-5pm
Prices: Admission to site free, train tickets £1 each
Website: www.cdsme.co.uk
Features: Train rides, model railway layout and refreshments.

21 NEEDHAM MARKET MODEL RAILWAY EXHIBITION

Hosts: One Model Railway Club
Location: Needham Market Community Centre, School Street, Needham Market, Ipswich, Suffolk IP6 8BB
Times: 11am-4pm
Prices: Adults £3, concessions £2.50, children £2.50, family (2+2) £8
Website: www.onemrc.org.uk
Contact: 07900 983508
Features: 13 layouts, trade support, societies, refreshments and parking.

27 CHIPPENHAM MODEL RAILWAY SHOW

Hosts: Bentley Model Railway Group
Location: Sheldon School Sports Hall, Hardenhuish Lane, Chippenham, Wiltshire SN14 6HJ
Times: 10am-5.30pm
Prices: Adults £4.50, children £3
Website: www.chippenhammrs.org.uk
Contact: 01249 463365
Features: 15 layouts, trade support, refreshments, parking.

27 CLEVELAND MODEL RAILWAY CLUB - OPEN DAY

Hosts: Cleveland Model Railway Club
Location: Unit 2, The B-Hive, Skelton Industrial Estate, Skelton, Cleveland TS12 2LQ
Times: 10am-4pm
Prices: Adults £1, children 50p
Website: www.cleveland-mrc.org.uk
Contact: 07864 880242
Features: Layouts, displays, demonstrations, club stall, refreshments, parking and disabled access.

27 ENFIELD MODEL RAILWAY EXHIBITION

Hosts: Enfield Whitewebbs Railway Modellers
Location: Whitewebbs Museum of Transport, Whitewebbs Road, Enfield, Middlesex EN2 9HW
Times: 10.30am-5pm
Prices: Adults £4, concessions £3, children £3, family (2+2) £10
Contact: 020 8508 1938
Features: 16 layouts, trade support, demonstrations, refreshments, parking and disabled access.

27 IPSWICH RAILWAY MODELLERS ASSOCIATION (IRMA) OPEN DAY

Hosts: Ipswich Railway Modellers Association
Location: 40a Norfolk Road, Ipswich IP4 2HB
Times: 10am-1pm
Prices: Free
Website: www.irma.org.uk
Contact: 01473 251017
Features: Layouts, second hand stall and refreshments.

27 LODDON VALE MRC AUTUMN SHOW

Hosts: Loddon Vale Model Railway Club
Location: St Peter's Church Hall, Church Rd, Earley RG6 1EY
Times: 10am-4.30pm
Prices: Adults £3, children £2, family £7
Website: www.lvmrc.co.uk
Contact: 0118 988 2035
Features: Ten layouts, trade support and refreshments.

27 PLYMSTOCK MODEL RAILWAY SHOW

Hosts: Plymouth 'G' Scale Group
Location: Plymstock Community Centre, Memory Lane, Plymstock, Devon PL9 9GH
Times: 10am-4pm
Prices: Adults £2, concessions £1.50, children 75p
Contact: 01752 361687
Features: Layouts, trade support, refreshments, parking and disabled access.

27 SMALL AND DELIGHTFUL RAILWAY GROUP OPEN DAY AND EXHIBITION

Hosts: Small and Delightful Railway Group
Location: Meadowway Hall, Ham Lane, Compton Dundon, Street, Somerset TA11 6PQ
Times: 10.30am-4pm
Prices: Adults £4, children £1, family £9
Contact: 01458 830542
Features: 18 layouts, trade support and refreshments.

27/28 BARROW HILL LIVE!

Hosts: Barrow Hill Roundhouse Centre
Location: Barrow Hill Roundhouse Centre, Chesterfield, Derbyshire S43 2PR
Times: Sat 10am-5pm, Sun 10am-4.30pm
Prices: Adults £13, children £7, family £33
Website: www.barrowhill.org
Features: Layouts, trade support, preserved steam and diesel locomotives, refreshments and parking.

27/28 BOSTON MODEL RAILWAY EXHIBITION

Hosts: Boston Model Railway Society
Location: Stickney Village Hall, Stickney, Boston, Lincolnshire PE22 8BG
Times: Sat 10am-5pm, Sun 10am-4pm
Prices: Adults £3, concessions £2, children £1, family £7
Contact: 07958 137122
Features: Nine layouts, trade support, refreshments, parking and disabled access.

27/28 ELSECAR GARDEN RAILWAY EXHIBITION

Hosts: Yorkshire Group of 16mm Narrow Gauge Modellers
Location: Elsecar Heritage Centre, Elsecar, Barnsley, South Yorkshire

Times: Sat 10am-4.30pm, Sun 10am-4pm
Prices: Adults £4
Contact: davidjhferdale@blueyonder.co.uk
Features: Layouts, trade support, displays and demonstrations.

27/28 HALIFAX MODEL RAILWAY EXHIBITION

Hosts: Halifax Model Railway Club
Location: North Bridge Leisure Centre, North Bridge, Halifax, West Yorkshire HX3 6TE
Times: Sat 10am-5pm, Sun 10am-5pm
Prices: Adults £6, accompanied children free, unaccompanied children £3
Website: www.halifaxmrc.co.uk
Contact: 01422 371489
Features: 19 layouts, trade support, parking and disabled access.

27/28 N GAUGE SOCIETY YORKSHIRE AREA GROUP OPEN WEEKEND

Hosts: N Gauge Society Yorkshire Area Group
Location: Heworth Community Centre, Applecroft Road, York YO31 0HG
Times: Sat 11am-5pm, Sun 10.30am-3.30pm
Prices: Adults £6, concessions £4.50, children £3, family £15
Website: www.yorkshirengauge.org.uk
Features: Meet group members, N Gauge Society shop.

27/28 SCALEFORM 2014

Hosts: Scalefour Society
Location: Stoke Mandeville Stadium, Stadium Approach, Mandeville Road, Aylesbury, Buckinghamshire HP21 9PP
Times: Sat 10.30am-5.30pm, Sun 10am-4.30pm
Prices: Society members £5, non-members £8, accompanied children and partners free
Website: www.scalefour.org
Features: Layouts, trade support, demonstrations, refreshments, parking and disabled access.

27/28 STAPLEHURST MODEL RAILWAY EXHIBITION

Hosts: The Staplehurst Society
Location: Staplehurst Village Centre, High Street, Staplehurst, Tonbridge, Kent TN12 0BJ
Times: Sat 11am-5pm, Sun 10am-4pm
Prices: Adults £2.50, children £1
Contact: 01580 891390
Features: Layouts and trade support.

27/28 WORTHING MRC 50TH ANNIVERSARY MODEL RAILWAY EXHIBITION

Hosts: Worthing Model Railway Club
Location: Durrington High School, The Boulevard, Worthing, West Sussex BN13 1LA
Times: Sat 10am-5pm, Sun 10am-4pm
Prices: Adults £5, accompanied children free
Contact: 01903 764294
Features: 17 layouts, trade support, refreshments, parking and disabled access.

28 BANRAIL 2014

Hosts: Banbury and District Model Railway Club
Location: Banbury Academy Sports Hall, Banbury School, Ruskin Road, Banbury, Oxfordshire OX16 9HY
Times: 10am-4.30pm
Prices: Adults £5, children £3, family (2+2) £13
Website: www.bdmrc.co.uk
Contact: 01295 250463
Features: 15 layouts, trade support, societies, refreshments and parking.

OCTOBER 2014

3-5 TAUNTON MODEL RAILWAY GROUP - OPEN DAYS

Hosts: Taunton Model Railway Group
Location: Platform One, Bishops Lydeard Station, West Somerset Railway TA4 3RU
Times: Fri 10.30am-5pm, Sat 10.30am-5pm, Sun 10.30am-5pm
Prices: Adults £1.50, children 75p
Website: www.bathgreenpark.co.uk
Contact: 01984 639509
Features: Tamerig and Bath Green Park layouts in operation.

4 BROADLAND MODEL RAILWAY CLUB EXHIBITION

Hosts: Broadland Model Railway Club
Location: Jubilee Centre, Norwich Road, Aylsham Norfolk NR11 6JG
Times: 10.15am-4.30pm
Prices: Adults £4, concessions £3, children £3
Contact: 01493 700226

SHOW GUIDE

Features: 16 layouts, trade support, demo, refreshments, disabled access and parking nearby.

4 BEACONSFIELD MODEL RAILWAY EXHIBITION

Hosts: Beaconsfield and District Model Railway Club
Location: Beaconsfield School, Wattleton Road, Beaconsfield (old town), Buckinghamshire HP9 1SJ
Times: 10.30am-5pm
Prices: Adults £4.50, children £2
Website: www.beaconsfieldmrc.org
Contact: 01753 643724
Features: 16 layouts, trade support, refreshments and parking.

4 DAVENTRY MODEL RAILWAY EXHIBITION

Hosts: Daventry Model Railway Club
Location: Parker E-Act Academy, Ashby Road, Daventry NN11 0QF
Times: 10am-5pm
Prices: Adults £4.50, concessions £3.50, children £2.50, family (2+2) £10
Website: www.daventrymrc.org
Contact: 07773 275428
Features: 15 layouts, trade support, demonstrations, refreshments and parking.

4 RISBOROUGH AND DISTRICT MRC - OPEN DAY

Hosts: Risborough and District Model Railway Club
Location: Community Centre, Wades Park, Stratton Road, Princes Risborough, Bucks HP27 9AX
Times: 11am-4pm
Prices: Free
Website: www.rdmrc.org.uk
Contact: 01844 275748
Features: Informal event with current club projects on display.

4 SUDBURY MODEL RAILWAY EXHIBITION

Hosts: Sudbury Model Railway Club
Location: St Peters Church, Market Hill, Sudbury, Suffolk CO10 2EA
Times: 10am-4.30pm
Prices: Adults £4, concessions £3, children £2
Website: www.sudburymrc.org.uk
Contact: 01787 371758
Features: 16 layouts, trade support and refreshments.

4 TELFORD RAILWAY MODELLERS GROUP ANNUAL EXHIBITION

Hosts: Telford Railway Modellers Group
Location: Blessed Robert Johnson Catholic College, Apley Avenue, Wellington, Telford TF1 3DY
Times: 10am-4pm
Prices: Adults £4, children £2, family (2+2) £10
Contact: 01952 271625
Features: Layouts, trade support, refreshments, parking and disabled access.

4 TRAINS IN HAYNES 2014

Hosts: Haynes Village Hall
Location: Haynes Village Hall, Northwood End Road, Haynes, Bedford MK45 3QB
Times: 10.30am-4.30pm
Prices: Adults £3.50, children £1.50, family £10
Contact: 01234 381564
Features: Ten layouts, toy exhibition, refreshments, parking and disabled access.

4 YEALMPTON MODEL RAILWAY EXHIBITION

Hosts: Plym Valley Railway Association
Location: Yealampton Community Centre, Stray Park, Yealampton, Plymouth PL8 2HF
Times: 10am-4.30pm
Prices: Adults £2, concessions £1.50, children 75p, family (2+2) £5
Website: www.plymrail.co.uk
Contact: 01752 880668
Features: Layouts, trade support, parking, disabled access.

4/5 DORKING MODEL RAILWAY EXHIBITION

Hosts: Dorking and District Model Railway Club
Location: Oddfellows Hall, 270 High Street, Dorking, Surrey RH4 1QT
Times: Sat 10am-5pm, Sun 10am-4pm
Prices: Adults £3, concessions £2, children £1, family £7
Contact: 01737 762620
Features: Layouts, trade support and refreshments.

4/5 FAREHAM RAILEX

Hosts: Fareham and District Model Railway Club
Location: 1000 Lakeside, North Harbour, Cosham, Hampshire PO6 3EN

Times: Sat 10am-5.30pm, Sun 10am-4.30pm
Prices: Adults £5, accompanied children free
Website: www.fareham-mrc.org.uk
Features: 20 layouts, trade support, demonstrations, refreshments and parking. Free heritage bus service from Cosham station.

4/5 FOLKESTONE MODEL RAILWAY EXHIBITION

Hosts: Folkestone Hythe and District Model Railway Club
Location: Leas Cliff Hall, The Leas, Folkestone, Kent CT20 2DZ
Times: Sat 10am-5pm, Sun 10am-5pm
Prices: Adults £5.50, concessions £4.50, children £2.50, family £13
Website: www.folkestone-mrc.com
Features: More than 20 layouts, trade support, societies, parking and refreshments.

4/5 MICKLEOVER 50TH ANNIVERSARY MODEL RAILWAY EXHIBITION

Hosts: Mickleover Model Railway Group
Location: Mickleover Community Centre, Uttoxeter Road, Mickleover, Derby DE3 0DA
Times: Sat 10am-5pm, Sun 10am-4.30pm
Prices: Adults £3, concessions £2, children £2, family £8
Website: www.mmr.org.uk
Contact: 01332 512580
Features: Layouts, trade support, refreshments and parking.

5 LANGFORD MODEL TRANSPORT EXHIBITION

Hosts: Chelmsford and District MRC
Location: Museum of Power, Langford, Maldon, Essex CM9 6QA
Times: 10.30am-4pm
Prices: Museum admission charges apply
Website: www.museumofpower.org.uk
Contact: enquiries@museumofpower.org.uk
Features: Model railways, boats, ride on trains, and working industrial engines, refreshments and parking.

5 GAINSBOROUGH MODEL RAILWAY SOCIETY - OPEN DAY

Hosts: Gainsborough Model Railway Society
Location: Florence Terrace, Gainsborough, Lincolnshire DN21 1BE
Times: 1.30pm-6pm
Prices: Adults £4, concessions £3, children £3, family (2+2) £10
Website: www.gainsboroughmodelrailway.co.uk
Contact: 01427 615871
Features: Featuring 'O' gauge trains formed from over 180 locomotives and in excess of 400 items of rolling stock on the club's extensive East Coast Main Line layout.

5 WYRE FOREST MRC OPEN DAY

Hosts: Wyre Forest Model Railway Club
Location: First Floor, 101 Comberton Hill, Kidderminster DY10 1QH
Times: 11am-4pm
Prices: Free
Website: www.wyreforestmrc.com
Contact: 01902 843760
Features: Club layouts in operation and under construction.

11 SHIREHAMPTON MODEL RAILWAY EXHIBITION

Hosts: Shirehampton Model Railway Club
Location: Public Hall, Station Road, Shirehampton, Bristol BS11 9TX
Times: 10am-4.30pm
Prices: Adults £3.50, concessions £3, children £1.50, family £7
Contact: 0117 9094915
Features: Layouts, trade support, refreshments and disabled access.

11 WATFORD MODEL RAILWAY EXHIBITION

Hosts: South West Herts Model Railway Society and Christ Church, Watford
Location: Christ Church, St Albans Road, Watford, Herts WD24 5BD
Times: 10am-4.30pm
Prices: Adults £3, accompanied children free, unaccompanied children £2
Website: www.southwesthertsmrs.org.uk
Contact: 01707 873729
Features: Eight layouts, trade support, DCC demonstration, refreshments and disabled access.

DON'T MISS...

11/12 GREAT ELECTRIC TRAIN SHOW

Hosts: *Hornby Magazine*
Location: Heritage Motor Centre, Banbury Road, Gaydon, Warwickshire CV35 0BJ
Times: Sat 10am-5pm, Sun 10am-4pm
Prices: Advance tickets - Adults £9, children £9
Website: www.grealelectrictrainshow.com
Contact: 01780 755131
Features: Over 25 layouts, 30 trade stands, skills zone, refreshments, free parking and disabled access. Ticket price includes freedom of the Heritage Motor Centre Museum for the day. See preview on pages 28-33 for full details.

11/12 CORBY MODEL RAILWAY EXHIBITION

Hosts: Corby and District Model Railway Club
Location: SS. Peter and Andrew Church Hall, Beanfield Avenue, Corby, Northamptonshire NN18 0EH
Times: Sat 10.30am-5pm, Sun 10am-4.30pm
Prices: Adults £4, concessions £3, children £2, family (2+2) £13
Website: www.cdmrs.co.uk
Features: Layouts, trade support, demonstrations and refreshments.

11/12 DUNDEE HOBBIES EXTRAVAGANZA

Hosts: Dundee Model Railway Club
Location: Dundee International Sports Complex, Mains Loan, Dundee DD4 7AA
Times: Sat 10am-5pm, Sun 10am-4.30pm
Prices: Adults £4, concessions £3.50, children £3, family £11
Website: www.dundeehobbies.talktalk.net
Contact: 01382 644342
Features: 17 layouts, trade support, societies, model boats, slot cars, planes, refreshments and disabled access.

11/12 SHILDON MODEL RAILWAY EXHIBITION

Hosts: Shildon Model Railway Club
Location: Locomotion, the National Railway Museum at Shildon, County Durham DL41 2RE
Times: Sat 10am-4pm, Sun 10am-4pm
Prices: Free
Website: www.shildonmrc.com
Features: 20 layouts, trade support, displays, steam locomotive rides, museum exhibits, refreshments and disabled access.

11/12 WILMINGTON CHARITY MODEL RAILWAY EXHIBITION

Hosts: St Michael and All Angels Church and Erith Model Railway Society
Location: St Michael's Church Hall, 2 High Road, Wilmington, Dartford, Kent DA2 7EG
Times: 10am-5pm
Prices: Adults £3.50, concessions £3, children £3, family (2+2) £10
Website: www.stmichaelswilmington.org.uk/railwayexhibition
Contact: 01322 220561
Features: 15 layouts, trade support, refreshments and disabled access.

16-19 MIDLANDS MODEL ENGINEERING EXHIBITION

Hosts: Meridienne Exhibitions
Location: Warwickshire Exhibition Centre, near Leamington Spa CV31 1XN
Times: Thu 10am-5pm, Fri 10am-5pm, Sat 10am-5pm, Sun 10am-4pm
Prices: Adults £10 (£9), concessions £9 (£8), children £5.50 (£5) - advance prices in brackets
Website: www.midlandsmodelengineering.co.uk
Contact: 01926 614101
Features: Models, displays, demonstrations, trade support, societies, parking and refreshments.

PLANNING AN EXHIBITION?

● Is your club or society planning a model railway exhibition? *Hornby Magazine's* Show Guide is a free listing which allows you to promote a forthcoming model railway show. Contact *Hornby Magazine* by calling 01780 755131 or e-mail: hornby.magazine@keypublishing.com. Please ensure you include appropriate contact details for the public as we are unable to publish the listing without this.

Selling your model railways?

Warwick and Warwick have an expanding requirement for early to modern collections of British and Foreign trains and train sets from large accumulations to items of individual value. Our customer base is increasing dramatically and we need an ever larger supply of quality material to keep pace with demand. The market has never been stronger and if you are considering the sale of your collection, now is the time to act.



FREE VALUATIONS - We will provide a free, professional valuation of your collection, without obligation on your part to proceed. Either we will make you a fair, binding private treaty offer, or we will recommend inclusion of your property in our next public auction.

FREE TRANSPORTATION - We can arrange insured transportation of your collection to our Warwick offices completely free of charge. If you decline our offer, we ask you to cover the return carriage costs only.


FREE VISITS - Visits by our valuers are possible anywhere in the country or abroad, usually within 48 hours, in order to value larger collections. Please phone for details.

ADVISORY DAYS - We are staging a series of advisory days and will be visiting the following towns within the next few weeks: **Richmond on Thames, Kingston on Thames, Cromer, Thetford, Amersham, Aberdeen, Arbroath, Dundee, Barnstaple, Bideford, Sale, Worsley, Monmouth, Newport (South Wales), Welshpool, Aberystwyth, Ramsgate, Canterbury and Wareham.**

Please visit our website or telephone for further details.

EXCELLENT PRICES - Because of the strength of our customer base we are in a position to offer prices that we feel sure will exceed your expectations.

ACT NOW - Telephone or email Richard Beale today with details of your property.



Get the experts on your side!



Warwick & Warwick

AUCTIONEERS AND VALUERS
www.warwickandwarwick.com

Warwick & Warwick Ltd., Chalon House, Scar Bank,
Millers Road, Warwick CV34 5DB England

Tel: (01926) 499031 • Fax: (01926) 491906
Email: richard.beale@warwickandwarwick.com

SAVE THE DATE



HERITAGE MOTOR CENTRE, GAYDON, WARWICKSHIRE

**RETURNING FOR ITS SECOND YEAR,
EVEN BIGGER AND BETTER**

MORE LAYOUTS ■ DEMONSTRATIONS ■ TOP TRADE STANDS



Includes full access to The Heritage Motor Centre and FREE courtesy bus*



SAVE 25%[†] when booking in advance

Adults £9, Children £7

FOR MORE INFORMATION OR TO BOOK

Call 01780 480404 or
Visit www.greatictrainshow.com

* Saturday only from Leamington Spa Railway Station. [†] Compared to on-the-day single adult ticket.





Branchline 2014 New Items

Class 3200 Earl "Dukedog" 4-4-0 Pre-order for £105.02



31-088 9028 in BR black early emblem
31-089 3214 in GWR green with shirtbutton monogram

Class 5 L&YR 2-4-2T Pre-order for £73.91



31-168 10713 in LMS crimson
31-169 50795 in BR lined black with early emblem

Class 3F Fowler Jinty 0-6-0 tank Pre-order for £62.86



32-227B 7341 in LMS black
32-235 47673 in BR black with late crest - weathered £69.99

Class 4MT Fairburn 2-6-4 tank



32-880 2278 in LMS black - weathered £93.50
32-881 42105 BR lined black early emblem - weathered £93.50
32-882 42062 BR lined black late crest £85.00
(Prices estimated - we will notify you if price rises & offer option to cancel)

Class 6P Patriot 4-6-0 Pre-order for £114.71



31-204 5530 "Sir Frank Ree" in LMS crimson

Class A2 4-6-2 Pre-order for £110.50



31-528A 60529 "Pearl Driver" in BR lined green with late crest
31-531 60536 "Trimush" in BR lined green with early emblem
(Prices estimated - we will notify you if price rises & offer option to cancel)

Class 90 Electric Pre-order for £119.00



32-610 90023 in Intercity Swallow with 21-pin socket
32-611 90037 in Railfreight Distribution with 21-pin socket
32-612 90042 in Railfreight Powerhaul with 21-pin socket
(Prices estimated - we will notify you if price rises & offer option to cancel)

Class 37/4 Diesel Pre-order for £93.46



32-370 37405 in DRS Compass
32-389 37421 in Colas livery
32-390 37706 "Conidae" in Railfreight Petroleum
32-391DS 37796 in Railfreight coal sector - DCC sound £199.71

Class 47 Diesel



31-659 47001 in BR blue - weathered £101.96
31-659DS 47001 in BR blue - DCC sound £212.46

Class 170/5 2-car DMU Pre-order for £119.00



32-469 170521 Cross Country - weathered
(Prices estimated - we will notify you if price rises & offer option to cancel)

Class 171/7 2-car DMU Pre-order for £110.50



32-468 171727 Southern
(Prices estimated - we will notify you if price rises & offer option to cancel)

FFA/FGA Freightliner Wagons



38-625 "Outer" FGA flats (x2) with 3' 20' & 2' 30' ISO containers £51
38-626 "Inner" FGA flat with 2' 30' ISO containers £25.50
38-267 "Outer" FGA flats (x2) with 3' 20' & 1' 40' maritime container & 1' 20' tanktainer £51
38-268 "Inner" FGA flat with 1' 20' & 1' 40' maritime containers £25.50
(Prices estimated - we will notify you if price rises & offer option to cancel)

57ft Coaches



34-227 Corridor brakend in LMS crimson £23.76
34-254 ex-LMS composite in BR departmental olive green weathered £24.61
34-255 1st/3rd composite in LMS crimson £23.76
(Running numbers TBA)

New OO9 Narrow Gauge

Baldwin Class 10-12-D 4-6-0T



391-025 778 WW1 ROD in black - weathered
391-026 590 Welsh Highland Railway in black
391-027 "Peggy" Ashover Railway in crimson
391-028 "Hummy" Ashover Railway in black - weathered
Plus Covered Goods & Open Bogie Wagons

Prices for all OO9 Narrow Gauge TBA
Sign up for email notifications today at
ehattons.com/bachmannOO9

See the entire range at ehattons.com/bachmann2014



Graham Farish 2014 New Items

Princess Coronation Class 4-6-2 Pre-order for £127.46



372-185 46236 "City of Bradford" in BR black with early emblem
372-186 46226 "Duchess of Norfolk" in BR Express Passenger blue with early emblem

GWR Railcar Pre-order for £93.50



371-628 W22W BR Brunswick green with speed whiskers
371-629 20 GWR chocolate & cream with shirt button emblem
(Prices estimated - we will notify you if price rises & offer option to cancel)

SECR 60' Bridge Triple Packs Pre-order for £102.00



374-912 in BR Vermillion
374-911 in SR Olive green
374-910 in SECR Wellington brown
(Prices estimated - we will notify you if price rises & offer option to cancel)

See the entire range at ehattons.com/grahamfarish2014

UK P&P £4 per order
£2 P&P for single diecast items
Next Day £7 (Orders before 2pm)

12,600+ items on
www.ehattons.com/hm

Shop Open
Mon to Sat 8am to 6pm
Sunday 10am to 4pm

Phones Open
Mon to Thu 7am to 9pm
Fri & Sat 8am to 6pm
Sunday 9am to 5pm

All items in stock when advert created. Prices valid until 08/10/14. Errors excepted.

Payment for pre-orders only accepted by credit or debit card

364-368 Smithdown Road, Liverpool, L15 5AN
T: 0151 733 3655 E: info@ehattons.com

OO Gauge Steam locos

266208 Beyer Garratt 2-6-0 0-6-2 47996 BR early emblems on cabsides & standard numbers on tanks 1950-55. Pristine (Hel) £199
266212 Beyer Garratt 2-6-0 0-6-2 47992 BR "Lion on wheel" emblems on cabsides & standard numbers on tanks 1948-56. Pristine (Hel) £199



266208 Beyer Garratt 2-6-0 0-6-2 47996 BR early emblems on cabsides & numbers on tanks 1949-56. Heavily weathered (Hel) **NEW** £199
266203 Beyer Garratt 2-6-0 0-6-2 49904 LMS revolving coal bunker 1932-39. Pristine (Hel) £199
266204 Beyer Garratt 2-6-0 0-6-2 7983 LMS revolving coal bunker 1938-48. Pristine (Hel) £199
R3064 BR Smokey Joe (Hor) £26



31-931 Class 1000 Midland Compound 4-4-0 1189 in LMS black (Bac) £118.96
31-932DC Class 1000 Midland Compound 4-4-0 40934 in BR lined black early emblem. DCC On Board (Bac) £135.96
31-933 Class 1000 Midland Compound 4-4-0 41157 BR lined black late crest (Bac) £118.96



R3005 Class 2800 2-8-0 2845 in BR black late crest - weathered (Hor) £106



32-828A Class 2MT Ivatt 2-6-0 46526 in BR lined green late crest - weathered (Bac) £93.46



31-128 Class 3000 GWR ROD 2-8-0 3036 in BR black early emblem - weathered (Bac) (list £139.95) **BARGAIN** £82



31-085 Class 3200 Earl "Dukedog" 4-4-0 9022 in BR black early emblem - weathered (Bac) £109
R3006 Class 3800 2-8-0 3864 in BR weathered black early emblem. (Hor) £106



31-626A Class 3F 0-6-0 43257 in BR black early emblem (Bac) £76.46
31-628DC Class 3F 0-6-0 43620 in BR black late crest - weathered. DCC On Board (Bac) £101.96



R3167 Class 4000 4-6-0 Star 4061 "Glastonbury Abbey" in BR green early emblem & 4000 gallon tender. DCC Ready (Hor) £108



32-129A Class 45xx Prairie tank 2-6-2 4545 in BR black early emblem (Bac) £72.21



31-880 Class 4F 0-6-0 3851 in LMS black Johnson/Deeley tender (Bac) £76.46
31-881 Class 4F 0-6-0 43875 BR black early emblem and Johnson/Deeley tender (Bac) £76.46



31-167DC Class 5 L&YR 2-4-2T 50795 in BR lined black early emblem (weathered). DCC Fitted (Bac) (list £115.45) **BARGAIN** £89



R3019 Class 6800 Grange 4-6-0 6845 "Paviland Grange" in BR green late crest - heavily weathered (Hor) £123



31-213DS Class 6P Patriot 4-6-0 45504 "Royal Signals" in BR green late crest. DCC Sound Fitted (Bac) (list £268) **BARGAIN** £189



31-013 Class 7F S&DJR 2-8-0 53808 in BR black late crest & Deeley tender (Bac) £110.46
R3060 Class A1 4-6-2 60163 "Tornado" in British Railways Apple Green (Railroad Range) (Hor) £79



31-530 Class A2 4-6-2 526 "Sugar Palm" in LNER lined apple green. (Bac) (list £149.95) £89
31-529 Class A2 4-6-2 60534 "Irish Elegance" in BR lined green early emblem (Bac) (list £149.95) **BARGAIN** £92
31-964 Class A4 4-6-2 60004 "William Whiteley" BR lined green late crest (Bac) £99



31-965 Class A4 4-6-2 60021 "Wild Swan" in BR lined green early emblem (Bac) (list £129.40) **BARGAIN** £92
R284X Class A4 4-6-2 60022 "Mallard" in BR green late crest - DCC Fitted (Railroad Range) (Hor) £86



31-715 Class B1 1123 in LNER lined green (Bac) £84.96
31-714 Class B1 61250 "A. Harold Bibby" BR lined black early emblem (Bac) £84.96
R2921X Class B17/2 Sandringham 4-6-0 61637 "Thorpe Hall" in BR early crest DCC Fitted (Hor) £125



31-146 Class D11/1 4-4-0 62863 "Prince Albert" BR black early emblem (Bac) £101.96
R2922X Class B17/6 Sandringham 4-6-0 61650 "Grimsby Town" in BR late crest DCC Fitted (Hor) £125



31-136DC Class D11/2 4-4-0 62677 "Edie Ochiltree" in BR black late crest. DCC Fitted (Bac) (list £139.95) **BARGAIN** £85



31-319 Class J11 Robinson (GCR 9J) 64311 in BR black early emblem (Bac) £76.46
31-320DC Class J11 Robinson (GCR 9J) 64325 BR black late crest. DCC Fitted (Bac) £91.76



R3190 Class L1 2-6-4 67777 in BR black early emblem (Hor) £104



32-154A Class N 2-6-0 31404 in BR lined black late crest - weathered (Bac) £106.21
31-005 Class O4 Robinson ROD 2-8-0 3547 in LNER black (Bac) £118



31-002 Class O4 Robinson ROD 2-8-0 63635 in BR black early emblem. (Bac) (list £129.95) £78
31-001Z Class O4 Robinson ROD 2-8-0 63743 (shed 9G) in BR black late crest - weathered. Ltd Edition of 512 (Bac) (list £148.72) **BARGAIN** £119



R3194 Class V Schools 4-4-0 30937 "Epsom" in BR black early emblem (Hor) **NEW** £112



31-564 Class V2 Gresley 2-6-2 60860 "Durham School" in BR lined black early emblem (Bac) £94
31-565 Class V2 Gresley 2-6-2 60862 in BR lined green late crest and double chimney (Bac) £94



32-261 Class WD Austerity 2-8-0 90441 in BR black early emblem (Bac) £110.42
32-260DC Class WD Austerity 2-8-0 90448 in BR black with late crest. DCC On Board (Bac) £125.29



R2940 Industrial 0-4-0T 4 in Trewavas Aggregates Ltd red (Railroad Range) (Hor) £21



31-979A Standard Class 3MT tank 82001 in BR black early emblem - weathered (Bac) £80.71
32-955 Standard class 4MT 2-6-0 76109 BR lined black late crest (Bac) £93.46



32-360 Standard Class 4MT 2-6-4 tank 80121 in BR lined black late crest (Bac) £84.96
R3016 Standard Class 4MT 4-6-0 75072 in BR black early emblem (Hor) £105
32-508 Standard Class 5MT 73049 BR lined green late crest & BR1 tender (Bac) £106.21



32-509 Standard class 5MT 73109 in BR lined black early emblem and BR1B tender (Bac) £106.21



25-2014 Bachmann OO Scale Silver Anniversary Set Class 5P Jubilee & Class 47 locos in wooden box certificate (Bac) **NEW** £212.46



R2669 Class 08 diesel shunter in BR red. 2 x open wagons and 1 x box van (Hor) £42.50



R3134 Northern Belle Train Pack (ex-Lima) Class 47 diesel in DRS Compass, 2 Mk2 Parlour cars & 1 Mk2 Brake 17167 (Hor) **NEW** £132.50



R3093 Tornado Pullman Pack Special Edition (modified Railroad) Class A1 4-6-2 60163 Tornado & 3 x R223 style Pullman coaches (Hor) £132



10001HAP 10001 BR Brunswick green orange, black & orange lining. Aug 1956 - Oct 1957. (Dap) (list £105) **BARGAIN** £99



R3283 Bagnall shunter in red - Railroad range (Hor) **NEW** £27.80



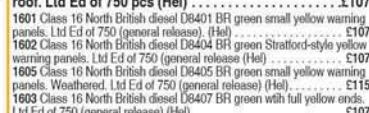
R3065 Class 06 diesel shunter in BR blue (Hor) £25



1405 Class 14 "Teddy Bear" (ex British Rail Green) Blue Circle Cement (ex D9526) (Weathered). (Hel) (list £115) **BARGAIN** £75
1406 Class 14 "Teddy Bear" British Steel 45 (Ex British Rail) Green (Weathered) wasp ends. (Hel) (list £115) **BARGAIN** £75



1600 Class 16 North British diesel D8400 BR green grey roof. Ltd Ed of 750 pcs (Hel) £107
1601 Class 16 North British diesel D8401 BR green small yellow warning panels. Ltd Ed of 750 (general release). (Hel) £107
1602 Class 16 North British diesel D8404 BR green Stratford-style yellow warning panels. Ltd Ed of 750 (general release). (Hel) £107
1605 Class 16 North British diesel D8405 BR green small yellow warning panels. Weathered. Ltd Ed of 750 (general release). (Hel) £115
1603 Class 16 North British diesel D8407 BR green with full yellow ends. Ltd Ed of 750 (general release). (Hel) £107
1604 Class 16 North British diesel D8409 BR green grey roof. Gloss finish. Ltd Ed of 750 (general release). (Hel) £107



1716 Class 17 diesel D8585 in green small yellow panels (Hel) £87
1717 Class 17 diesel D8606 in green full yellow ends (Hel) £87



4D-012-003 Class 22 B-B Diesel Hydraulic D6311 in BR green small yellow panels & disc headcode box (Dap) £103
4D-012-002 Class 22 B-B Diesel Hydraulic D6327 in BR Green. Amended yellow panels and disc headcode box. (Dap) £103
D1000h Class 22 B-B Diesel Hydraulic D6328 (front A) BR blue full yellow ends (Dap) £104
2320 Class 23 Baby Deltic D5900 green headcode discs and frost grilles - gloss (Hel) £104
2321 Class 23 Baby Deltic D5901 green headcode discs and frost grilles (Hel) £104
2311 Class 23 Baby Deltic D5906 in BR green small yellow panels (Hel) (list £119.95) **BARGAIN** £76



2310 Class 23 Baby Deltic D5907 in BR Green small yellow ends - gloss finish. (Hel) (list £119.95) **BARGAIN** £72
2323 Class 23 Baby Deltic D5909 green headcode discs and no frost grilles - weathered (Hel) £112
2300 Class 23 Baby Deltic diesel D5900 in BR Green Small Yellow Panels and 4 character headcode. (Hel) (list £119.95) **BARGAIN** £76
2308 Class 23 Baby Deltic diesel D5900 in BR Green large yellow ends. (Hel) (list £119.95) **BARGAIN** £72
2302 Class 23 Baby Deltic diesel D5908 BR Green large yellow ends arrows (Hel) (list £119.95) **BARGAIN** £79



32-431DC Class 24 24077 in BR blue indicator discs. DCC Fitted (Bac) £89.21



32-431DC Class 24 24077 in BR blue indicator discs. DCC Fitted (Bac) £89.21



UK P&P £4 PER ORDER

£2 per single diecast item

£7 guaranteed Next Day delivery

(Orders before 2pm)



2660 Class 26/0 diesel D5300 in BR green early version, semi gloss (Hel) £95
 2661 Class 26/0 diesel D5301 in BR green early version (Hel) £95
 2664 Class 26/0 diesel D5302 in BR green small yellow panels (Hel) £95
 2662 Class 26/0 diesel D5309 in BR green early version (Hel) £95
 2663 Class 26/0 diesel D5312 in BR green - weathered (Hel) £103
 2663 Class 26/0 diesel D5317 in BR green small yellow panels (Hel) £95
 2668 Class 26/1 diesel D5339 in BR green small yellow panels (Hel) £87



2724 Class 27 BRCW Sulzer diesel D5353 in BR green (Hel) (list £99.95) BARGAIN £69
 2723 Class 27 BRCW Sulzer diesel D5361 in BR green small yellow panels (Hel) (list £99.95) BARGAIN £69
 2708 Class 27 BRCW Sulzer diesel D5361 in BR green small yellow panels (Hel) (list £99.95) BARGAIN £69



2709 Class 27 BRCW Sulzer diesel D5389 in BR blue small yellow panels (Hel) (list £99.95) BARGAIN £69



2800 Class 28 Co-Bo Diesel D5700 Full BR Green - modified windows (Hel) (list £125) BARGAIN £84
 2811 Class 28 Co-Bo Diesel D5702 BR Green Small Yellow Panels (Hel) (list £125) BARGAIN £100
 2801 Class 28 Co-Bo Diesel D5705 BR Green Small Yellow Panels (as preserved) (Hel) (list £125) BARGAIN £89
 2807 Class 28 Co-Bo Diesel D5711 in Full BR Green modified windows (Hel) (list £125) BARGAIN £89
 2810 Class 28 Co-Bo Diesel D5714 Full BR Green - modified windows (Hel) (list £125) BARGAIN £89
 2803 Class 28 Co-Bo Diesel D5718 BR Green Small Yellow Panels (Weathered) (Hel) (list £132) BARGAIN £96



R3067 Class 31 Diesel Electric 31256 BR Blue (Railroad Range) (Hor) (list £64.99) BARGAIN £57
 R2963 Class 31/4 31439 diesel in Regional Railways 'North Yorkshire Moors Railway' DCC Ready (Hor) £109



3433 Class 33/0 diesel 33002 "Sea King" in Engineers yellow & grey (as preserved at the South Devon Railway) (Hel) £95



3432 Class 33/0 diesel 33059 in BR blue full yellow ends (Hel) £95
 3430 Class 33/0 diesel D6506 in BR blue full yellow ends (Hel) £95



3413 Class 33/0 diesel D6530 in BR green experimental yellow panels rounded top corners (Hel) £95



32-781A Class 37/0 37034 BR Blue Split Head Code - weathered (Bac) £97.71



32-480DS Class 40 D211 "Mauretania" in BR green indicator discs. DCC Sound on board (Bac) (list £244.95) BARGAIN £189
 32-481 Class 40 D369 BR green centre head code (Bac) (list £114.95) BARGAIN £77



4748 Class 47 Un-numbered BR green full yellow ends (Hel) (list £89) BARGAIN £60
 31-658DS Class 47/0 47190 "Pectinidae" BR Petroleum Sector sound (Bac) £212.46
 31-658 Class 47/0 47190 "Pectinidae" BR Petroleum Sector - weathered (Bac) £101.96
 31-656DC Class 47/0 D1677 "Thor" BR green full yellow ends. DCC On Board (Bac) £106.21
 32-816 Class 47/3 47365 "Diamond Jubilee" BR Railfreight Distribution (Bac) £93.46



32-817 Class 47/7 47745 "Royal London Society For The Blind" in RES red & grey (Bac) £93.46
 32-815 Class 47/8 47834 "Fire Fly" BR Intercity Swallow (Bac) £93.46



R3180 Class 4wDM 0-4-0 diesel Sentinel shunter in Tarmac green - weathered (Hor) £53
 4D-003-004 Class 52 D1058 "Western Nobleman" BR blue full yellow panel (Dap) £109
 4D-003-005 Class 52 D1072 "Western Glory" BR blue full yellow panel (Dap) £109



4D-003-007 Class 52 diesel D1012 "Western Firebrand" in BR maroon small yellow panels (Dap) £119
 4D-003-011 Class 52 diesel loco D1002 "Western Explorer" in BR green small yellow panels (Dap) £109
 4D-003-010 Class 52 diesel loco D1010 "Western Campaigner" in BR blue full yellow ends (Dap) £109
 4D-003-009 Class 52 diesel loco D1021 "Western Cavalier" in BR blue full yellow ends (Dap) £109
 4D-003-008 Class 52 diesel loco D1023 "Western Fusilier" in BR maroon small yellow panels (Dap) £109



4D-003-012 Class 52 diesel loco D1026 "Western Centurion" in BR blue full yellow ends - weathered (Dap) £113



32-529B Class 55 Deltic D9011 in BR two-tone green. Weathered (advertised earlier as "pristine") (Bac) £93.46



R3141 Class 60 diesel DB Schenker "Tata Steel" (Hor) £120



32-734A Class 66 diesel 66101 in DB Schenker - weathered (Bac) £97.71
 R3183 Class 67 diesel loco 67002 in Arriva Trains Wales (Hor) £108



31-587DC Class 70 PowerHaul diesel 70004 in Freightliner. DCC On Board (Bac) £112.50
 31-588 Class 70 Power haul diesel 70005 Freightliner - weathered (Bac) £130.01



31-995 Class D/16 LMS 10000 in BR Brunswick green lined orange & black (Bac) £99
 31-996 Class D/16 LMS 10000 BR Brunswick green part eggshell blue waistband (Bac) £99



31-996 Class D/16 LMS 10000 BR Brunswick green part eggshell blue waistband (Bac) £99



4010 English Electric DP2 prototype in BR Brunswick green (as per 1962 to May 1965) (Hel) (list £129.95) BARGAIN £79
 4011 English Electric DP2 prototype in BR two-tone green (as per 1965 until withdrawn in 1967) (Hel) (list £129.95) BARGAIN £79



31-256DC Class 251 Blue Pullman 6-car Midland set in Nanking blue full yellow ends. DCC Fitted (Bac) (list £349.95) BARGAIN £290
 32-515A Derby Lightweight 2 Car DMU BR green half yellow ends (Bac) £123.21



4005 Lion Diesel loco D0260 in white 5 gold stripes (Hel) (list £129.95) BARGAIN £79



R3149 Class 92 Co-Co electric loco in DB Schenker (Hor) £82
 32-267 Class 101 2 Car DMU BR blue & grey "Cambridge/Norwich" (Bac) £127.46



32-286 Class 101 2 Car DMU in BR green small yellow warning panel "Shrewsbury/Aberystwyth" (Bac) NEW £127.46
 32-285 Class 101 2 Car DMU in BR green speed whiskers "Newcastle/Middlesbrough" (Bac) NEW £127.46



32-288 Class 101 2-car DMU in BR blue "Newcastle/Hexham" (Bac) £127.46
 31-327 Class 105 2 car Cravens DMU in BR green half yellow ends. Harwich/Manningtree (Bac) (list £110.55) BARGAIN £79



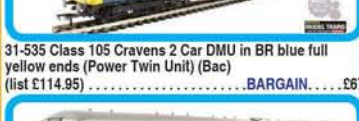
31-326A Class 105 2 Car Cravens DMU in BR green speed whiskers "Cambridge/Harwich" (Bac) (list £114.95) BARGAIN £70



31-535 Class 105 Cravens 2 Car DMU in BR blue full yellow ends (Power Twin Unit) (Bac) (list £114.95) BARGAIN £67



32-906 Class 108 2 Car DMU in BR green half yellow ends (Bac) (list £139.95) BARGAIN £69



32-912 Class 108 3 Car DMU in BR blue full yellow ends (Bac) (list £169.95) BARGAIN £74



32-913 Class 108 3 Car DMU in BR green speed whiskers "Middlesbrough" (Bac) (list £169.95) BARGAIN £82
 8920 Class 128 DPU 55991 BR blue yellow ends Parcels Service (Hel) NEW £94



8923 Class 128 DPU 55991 in Royal Mail Letters red (Hel) NEW £94
 8921 Class 128 DPU 55992 in Royal Mail Letters red (Hel) NEW £94
 8940 Class 128 DPU Blue full yellow ends and flush fronts (Hel) £94
 8993 Class 128 DPU BR blue full yellow ends and Midland style fronts (Hel) £94
 8991 Class 128 DPU BR green small yellow panels & Midland style fronts (Hel) £94
 8990 Class 128 DPU BR green speed whiskers and Midland style fronts (Hel) £94
 8941 Class 128 DPU in Royal Mail red full yellow ends and flush fronts (Hel) £94



32-913 Class 108 3 Car DMU in BR green speed whiskers "Middlesbrough" (Bac) (list £169.95) BARGAIN £82
 8920 Class 128 DPU 55991 BR blue yellow ends Parcels Service (Hel) NEW £94



8923 Class 128 DPU 55991 in Royal Mail Letters red (Hel) NEW £94
 8921 Class 128 DPU 55992 in Royal Mail Letters red (Hel) NEW £94
 8940 Class 128 DPU Blue full yellow ends and flush fronts (Hel) £94
 8993 Class 128 DPU BR blue full yellow ends and Midland style fronts (Hel) £94
 8991 Class 128 DPU BR green small yellow panels & Midland style fronts (Hel) £94
 8990 Class 128 DPU BR green speed whiskers and Midland style fronts (Hel) £94
 8941 Class 128 DPU in Royal Mail red full yellow ends and flush fronts (Hel) £94



8923 Class 128 DPU 55991 in Royal Mail Letters red (Hel) NEW £94
 8921 Class 128 DPU 55992 in Royal Mail Letters red (Hel) NEW £94
 8940 Class 128 DPU Blue full yellow ends and flush fronts (Hel) £94
 8993 Class 128 DPU BR blue full yellow ends and Midland style fronts (Hel) £94
 8991 Class 128 DPU BR green small yellow panels & Midland style fronts (Hel) £94
 8990 Class 128 DPU BR green speed whiskers and Midland style fronts (Hel) £94
 8941 Class 128 DPU in Royal Mail red full yellow ends and flush fronts (Hel) £94



8923 Class 128 DPU 55991 in Royal Mail Letters red (Hel) NEW £94
 8921 Class 128 DPU 55992 in Royal Mail Letters red (Hel) NEW £94
 8940 Class 128 DPU Blue full yellow ends and flush fronts (Hel) £94
 8993 Class 128 DPU BR blue full yellow ends and Midland style fronts (Hel) £94
 8991 Class 128 DPU BR green small yellow panels & Midland style fronts (Hel) £94
 8990 Class 128 DPU BR green speed whiskers and Midland style fronts (Hel) £94
 8941 Class 128 DPU in Royal Mail red full yellow ends and flush fronts (Hel) £94



8923 Class 128 DPU 55991 in Royal Mail Letters red (Hel) NEW £94
 8921 Class 128 DPU 55992 in Royal Mail Letters red (Hel) NEW £94
 8940 Class 128 DPU Blue full yellow ends and flush fronts (Hel) £94
 8993 Class 128 DPU BR blue full yellow ends and Midland style fronts (Hel) £94
 8991 Class 128 DPU BR green small yellow panels & Midland style fronts (Hel) £94
 8990 Class 128 DPU BR green speed whiskers and Midland style fronts (Hel) £94
 8941 Class 128 DPU in Royal Mail red full yellow ends and flush fronts (Hel) £94



8923 Class 128 DPU 55991 in Royal Mail Letters red (Hel) NEW £94
 8921 Class 128 DPU 55992 in Royal Mail Letters red (Hel) NEW £94
 8940 Class 128 DPU Blue full yellow ends and flush fronts (Hel) £94
 8993 Class 128 DPU BR blue full yellow ends and Midland style fronts (Hel) £94
 8991 Class 128 DPU BR green small yellow panels & Midland style fronts (Hel) £94
 8990 Class 128 DPU BR green speed whiskers and Midland style fronts (Hel) £94
 8941 Class 128 DPU in Royal Mail red full yellow ends and flush fronts (Hel) £94



8923 Class 128 DPU 55991 in Royal Mail Letters red (Hel) NEW £94
 8921 Class 128 DPU 55992 in Royal Mail Letters red (Hel) NEW £94
 8940 Class 128 DPU Blue full yellow ends and flush fronts (Hel) £94
 8993 Class 128 DPU BR blue full yellow ends and Midland style fronts (Hel) £94
 8991 Class 128 DPU BR green small yellow panels & Midland style fronts (Hel) £94
 8990 Class 128 DPU BR green speed whiskers and Midland style fronts (Hel) £94
 8941 Class 128 DPU in Royal Mail red full yellow ends and flush fronts (Hel) £94



32-516A Derby Lightweight 2 Car DMU in BR green speed whiskers (Bac) £123.21



32-517 Derby Lightweight 2-car DMU in BR blue (Bac) (list £144.95) BARGAIN £69



8705 Railbus W&M E79961 in green - gloss (Hel) (list £119.95) BARGAIN £69
 8704 Railbus W&M E79962 in green large yellow panel - weathered (Hel) (list £129.95) BARGAIN £79



8705 Railbus W&M E79961 in green - gloss (Hel) (list £119.95) BARGAIN £69
 8704 Railbus W&M E79962 in green large yellow panel - weathered (Hel) (list £129.95) BARGAIN £79



8800 Railcar W79975 in BR light green speed whiskers & semi-gloss finish (Hel) £94



R4529 1967 Brighton Belle Car (Pullman Trailer 1st W/Coach) No.2 (Hor) £47.50



31-032 Class 350/1 Desiro 4-Car EMU 350 102 in London Midland (Bac) (list £189.95) BARGAIN £127
 31-031 Class 350/2 Desiro 4 Car EMU 350 238 in London Midland (Bac) (list £189.95) BARGAIN £127



31-032 Class 350/1 Desiro 4-Car EMU 350 102 in London Midland (Bac) (list £189.95) BARGAIN £127
 31-031 Class 350/2 Desiro 4 Car EMU 350 238 in London Midland (Bac) (list £189.95) BARGAIN £127



R3185 Class 395 Javelin 4 car EMU "Sir Chris Hoy" in Southeastern (Hor) £132
 R3161A Class 401 2-Bil. 2-car EMU 2041 in SF green DCC ready (Hor) £99
 R3162AX Class 401 2-Bil. 2-car EMU 2142 in BR green DCC Fitted (Hor) £114



R3185 Class 395 Javelin 4 car EMU "Sir Chris Hoy" in Southeastern (Hor) £132
 R3161A Class 401 2-Bil. 2-car EMU 2041 in SF green DCC ready (Hor) £99
 R3162AX Class 401 2-Bil. 2-car EMU 2142 in BR green DCC Fitted (Hor) £114



R3185 Class 395 Javelin 4 car EMU "Sir Chris Hoy" in Southeastern (Hor) £132
 R3161A Class 401 2-Bil. 2-car EMU 2041 in SF green DCC ready (Hor) £99
 R3162AX Class 401 2-Bil. 2-car EMU 2142 in BR green DCC Fitted (Hor) £114



R3185 Class 395 Javelin 4 car EMU "Sir Chris Hoy" in Southeastern (Hor) £132
 R3161A Class 401 2-Bil. 2-car EMU 2041 in SF green DCC ready (Hor) £99
 R3162AX Class 401 2-Bil. 2-car EMU 2142 in BR green DCC Fitted (Hor) £114



R3185 Class 395 Javelin 4 car EMU "Sir Chris Hoy" in Southeastern (Hor) £132
 R3161A Class 401 2-Bil. 2-car EMU 2041 in SF green DCC ready (Hor) £99
 R3162AX Class 401 2-Bil. 2-car EMU 2142 in BR green DCC Fitted (Hor) £114



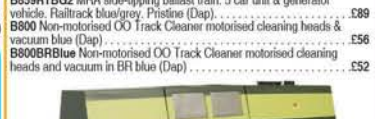
R3185 Class 395 Javelin 4 car EMU "Sir Chris Hoy" in Southeastern (Hor) £132
 R3161A Class 401 2-Bil. 2-car EMU 2041 in SF green DCC ready (Hor) £99
 R3162AX Class 401 2-Bil. 2-car EMU 2142 in BR green DCC Fitted (Hor) £114



R3185 Class 395 Javelin 4 car EMU "Sir Chris Hoy" in Southeastern (Hor) £132
 R3161A Class 401 2-Bil. 2-car EMU 2041 in SF green DCC ready (Hor) £99
 R3162AX Class 401 2-Bil. 2-car EMU 2142 in BR green DCC Fitted (Hor) £114



R3185 Class 395 Javelin 4 car EMU "Sir Chris Hoy" in Southeastern (Hor) £132
 R3161A Class 401 2-Bil. 2-car EMU 2041 in SF green DCC ready (Hor) £99
 R3162AX Class 401 2-Bil. 2-car EMU 2142 in BR green DCC Fitted (Hor) £114



R3185 Class 395 Javelin 4 car EMU "Sir Chris Hoy" in Southeastern (Hor) £132
 R3161A Class 401 2-Bil. 2-car EMU 2041 in SF green DCC ready (Hor) £99
 R3162AX Class 401 2-Bil. 2-car EMU 2142 in BR green DCC Fitted (Hor) £114



R3185 Class 395 Javelin 4 car EMU "Sir Chris Hoy" in Southeastern (Hor) £132
 R3161A Class 401 2-Bil. 2-car EMU 2041 in SF green DCC ready (Hor) £99

Visit

www.ehattons.com/hm

12,600+ items available
with live stock information

NEW



36-151 Plasser OWB10 crane. Self propelled track maintenance vehicle (motorised) (Bac) NEW £42.46

NEW



36-165A Plasser Tamper track maintenance machine (motorised) (Bac) NEW £59.46



31-577A Windhoff MPV Multi-Purpose master and slave units in Railtrack - weathered (Bac) £126.61

Track cleaning fluid

B805 100ml of track cleaning fluid for the B800 Track cleaner (Dap) £7

Train sets - analogue



R1071 Eurostar Complete Train Set power car, dummy, 2 coaches & track (Hor) £168



R1167 Flying Scotsman Set 3 x LNER coaches (loco has 3-pole motor) (Hor) £120



30-077 Midnight Metropolitan 32-217 style London Transport maroon pannier (different number to 30-076 version) (Bac) £89.24

30-160 Rural Commuter set Class 105 2 car DMU BR green small yellow panels (Bac) £84.99

NEW

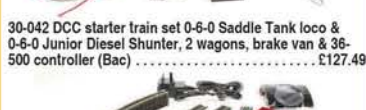


30-080 The Western Wanderer Class 57xx Pannier 3650 in GWR shirtbutton green and GWR Toad brake van & shunters truck in GWR grey (Bac) NEW £84.96

Train sets - DCC



30-042 DCC starter train set 0-6-0 Saddle Tank loco & 0-6-0 Junior Diesel Shunter, 2 wagons, brake van & 36-500 controller (Bac) £127.49



R1173 e-Link DCC Western Master train set GWR Class 2721 steam loco & 3 wagons (Hor) £120

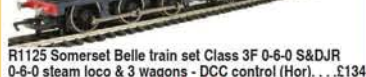


R1172 e-Link Majestic train set A1 Pacific Peppercorn Class in Experimental blue & BR Class 47 (Hor) £340



R1125 Somerset Belle train set Class 3F 0-6-0 S&DJR 0-6-0 steam loco & 3 wagons - DCC control (Hor) £134

Coaches



R4518A Gresley (Non Vestibuled) suburban 3rd class brake LNER teak (Hor) £39

R4174C LNER 61'6" sleeping car in LNER teak (Hor) £59



R4574 LNER Thompson Teak effect Non-Corridor Brake third class coach (Hor) £40

R4572 LNER Thompson Teak effect Non-Corridor Composite (Lavatory) (Hor) £45

R4485 Pullman 1st Class Kitchen Car 'Adrian' - Flush Sided (Hor) £47



R4480 Pullman 1st Class Kitchen Car 'Minerva' - Matchboard type (Hor) (list £49.99) BARGAIN £25

R4478 Pullman 1st Class Parlor Car 'Leona' - Matchboard type (Hor) (list £49.99) BARGAIN £25

R4483 Pullman 1st Class Parlor Car 'Oryx' - Flush Sided (Hor) (list £49.99) BARGAIN £25

R4484 Pullman 2nd Class Parlor Car 'Car No. 64' - Flush Sided (Hor) £38



R4482 Pullman 3rd Class Brake 'Car No. 65' Matchboard type (Hor) (list £49.99) BARGAIN £25

R4487 Pullman 3rd Class Brake Car 'Car No. 63' - Flush Sided (Hor) (list £49.99) BARGAIN £25

R4481 Pullman 3rd Class Kitchen Car No. 60' - Matchboard type (Hor) (list £49.99) BARGAIN £25

R4486 Pullman 3rd Class Kitchen Car No. 61' - Flush Sided (Hor) (list £51.49) BARGAIN £25

R4429 Pullman 3rd Class Kitchen Car No. 171' - steel sided (Hor) (list £49.99) BARGAIN £25

R4479 Pullman 1st Class Parlor Car 'Car No. 34' - Matchboard type (Hor) (list £49.99) BARGAIN £22

39-079C BR Mk1 BSK Brake Second Corridor (WR) Chocolate & Cream - weathered (Bac) £29.71



39-154C BR Mk1 FK First Corridor (WR) chocolate & cream - weathered (Bac) (list £34.95) BARGAIN £18

39-263 BR Mk1 RMD miniature buffet car in (BR)WR chocolate/cream (Bac) £23

39-300C BR Mk1 SK Pullman Second Kitchen in Umber & Cream 'Car 335' (With Lighting) (Bac) £39.91

39-029E BR Mk1 SK Second Corridor chocolate & cream (Bac) £28.01

39-054C BR Mk1 SO Second Open (WR) Chocolate & Cream (Bac) £28.01



R4354 Mk1 SK corridor second in BR chocolate & cream. New tooling for 2013 (Hor) £17

R4404A BR Hawksworth (Pre 1953) Gangway Passenger Brake BR Carmine & cream (Hor) £30

R4408A BR Hawksworth: (Pre 1953) 1st / 3rd Brake in BR Carmine & Cream (Hor) (list £40.25) BARGAIN £21

R4406A BR Hawksworth: (Pre 1953) Brake 3rd. (Hor) (list £40.25) BARGAIN £21



39-455 LMS 57 ft Porthole Corridor 1st in BR crimson & cream (Bac) £33.96

39-450 LMS 57 ft Porthole Corridor 3rd in BR crimson & cream (Bac) £33.96

39-450 Pack of 4 (Bac) (list £159.80) BARGAIN £125

39-470 LMS 60 ft Porthole Corridor Brake 1st BR Crimson & Cream (Bac) £33.96

39-465 LMS 60 ft Porthole Corridor Composite BR crimson & cream (Bac) £33.96

39-475 LMS 60 ft Porthole Open Vestibule 1st BR crimson & cream (Bac) £33.96

39-252C BR Mk1 RFO Restaurant Car Carmine & Cream - Weathered (Bac) £25.29

39-027H BR Mk1 SK Second Corridor (WR) crimson & cream - weathered (Bac) £29.71

39-185 BR Mk1 BG Full Brake in Departmental Olive Green (Bac) £24.10

K102B 57' Stainer corridor brake LMS lined maroon 5566. Plastic kit (Dap) NEW £11

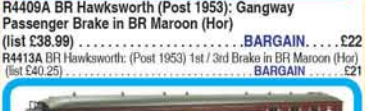
R4561 BR (Ex LNER) 61'6" Corridor Brake Composite in maroon (Hor) £44

R4569 BR (Ex LNER) 61'6" Corridor Buffet Car in maroon (Hor) £44

R4567 BR (Ex LNER) 61'6" Corridor 1st Class (Hor) £38

R4568 BR (Ex LNER) 61'6" Corridor 3rd Class (Hor) £38

R4499 BR Hawksworth (Post 1953) First Class in BR Maroon (Hor) (list £38.99) BARGAIN £22



R4413A BR Hawksworth: (Post 1953) 1st / 3rd Brake in BR Maroon (Hor) (list £40.25) BARGAIN £21



39-176F BR Mk1 BG Full Brake Maroon - weathered (Bac) £29.71



39-500 Pack of 4 BR Mk1 SLF Sleeper Car in maroon (Bac) (list £155.80) BARGAIN £122

39-500 Single (Bac) £33

39-502 Pack of 4 BR Mk1 SLSTP Sleeper Car in maroon (Bac) (list £155.80) BARGAIN £120

39-502 Single (Bac) £33

R4531C Gresley 61'6" full brake in BR maroon (Hor) £47

39-775 LMS 50ft Inspection Saloon in LMS lined maroon (Bac) NEW £50.96

4P-010-031 RTR 57ft Stainer corridor composite LMS lined maroon 3654 (Dap) NEW £13

4P-010-009 RTR 60ft Stainer corridor composite in BR lined maroon (Dap) £14

39-320A BR Mk1 BSP Pullman bar 2nd The Hadrian Bar' (with lighting) (Bac) £39.91

39-225C BR Mk1 BCK Brake Composite Corridor Blue & Grey (Bac) £28.01



39-175D BR Mk1 BG Full Brake Express Parcels blue & grey (Bac) £24.01



39-777 LMS 50ft Inspection Saloon BR blue & grey (Bac) NEW £50.96

39-079D BR Mk1 BSK Brake Second Corridor Blue & Grey (Bac) £28.01



39-425 Pack of 4 BR Mk1 POS Post Office Sorting Van in BR Blue & Grey. (Bac) (list £155.80) BARGAIN £89

39-425 Single (Bac) (list £38.95) BARGAIN £23



39-501 Pack of 4 BR Mk1 SLF Sleeper Car in blue & grey (Bac) (list £155.80) BARGAIN £89

39-501 Single (Bac) £33

39-311A BR Mk1 SP Pullman Second Parlor Grey & Blue (With Lighting) (Bac) (list £46.95) BARGAIN £39

39-340A BR Mk2A FK First Corridor Blue & Grey (Bac) (list £39.95) BARGAIN £18

39-400 BR Mk2S BFK brake corridor 1st blue grey 14033 (Bac) (list £25.95) BARGAIN £12

34-652B Thompson 63ft full brake BR blue - weathered (Bac) (list £28.95) BARGAIN £17



39-275 BR Mk1 GUV Royal Mail (Bac) £28.01



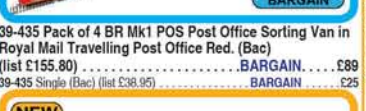
39-430 Pack of 4 BR Mk1 POS Post Office Sorting Van in Royal Mail Letters Large Red. (Bac) (list £155.80) BARGAIN £89

39-430 Single (Bac) (list £38.95) BARGAIN £25



39-435 Pack of 4 BR Mk1 POS Post Office Sorting Van in Royal Mail Travelling Post Office Red. (Bac) (list £155.80) BARGAIN £89

39-435 Single (Bac) (list £38.95) BARGAIN £25



R4634C BR InterCity blue & grey MK3 TS second class lights (Hor) NEW £32.90

R4634A BR InterCity blue & grey MK3 TS second class lights (Hor) NEW £32.90

R4634B BR InterCity blue & grey MK3 TS second class lights (Hor) NEW £32.90

R4634D BR InterCity blue & grey MK3 TS second class lights (Hor) NEW £32.90



39-381 BR Mk2A BSO brake open 2nd Intercity blue/grey SC9424 (Bac) (list £25.95) BARGAIN £12

39-276 BR Mk1 GUV Intercity Motorail (Bac) £28.01

39-274A BR Mk1 GUV Intercity Motorail Blue & Grey - Weathered (Bac) £29.71

39-503 Pack of 4 BR Mk1 SLSTP Sleeper Car in blue & grey Intercity (Bac) (list £155.80) BARGAIN £122

39-503 Single (Bac) £33



R4641 Network Rail MK3 TF measurement coach (Hor) NEW £26.40

R4637 Network Rail MK3 TGS measurement coach (Hor) NEW £26.40

R4453 Hitachi Class 395 Standard Open Coach (Hor) £28

R4453 Hitachi Class 395 Standard Open Coach (Hor) £28

R4638 Midland Mainline MK3 TF first class (Hor) NEW £26.40

R4638A Midland Mainline MK3 TF first class (Hor) NEW £26.40



R4639 Midland Mainline MK3 TS 2nd class (Hor) NEW £26.40

R4639A Midland Mainline MK3 TS second class (Hor) NEW £26.40

R4639B Midland Mainline MK3 TS second class (Hor) NEW £26.40

R4639C Midland Mainline MK3 TS second class (Hor) NEW £26.40

R4376 MK3 Arriva Cross Country Trailer guards standard coach TGS (Hor) £22

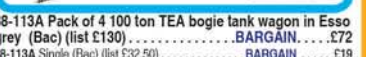


38-576 10 Ton Fish Van BR Bauxite (Early) (Bac) £11.86

38-577 10 Ton Fish Van BR Bauxite (Late) (Bac) £11.86

38-575 10 Ton Fish Van LNER Oxide (Bac) £11.86

38-191B 10 Ton insulated van in BR white (Bac) £11.86



38-113A Pack of 4 100 ton TEA bogie tank wagon in Esso grey (Bac) (list £130) BARGAIN £72

38-113A Single (Bac) (list £32.50) BARGAIN £19

38-113A Megapack of 8 (Bac) (list £200) BARGAIN £139



R6647 12 Ton ex-fish Barrier Van (Hor) NEW £9.20

37-706 12 ton LMS cattle wagon in NE bauxite (Bac) £13.56

37-707 12 ton LMS cattle wagon in NE grey (Bac) £13.56

38-476 12 ton non-ventilated van corrugated ends BR bauxite (late) (Bac) £11.86

38-476 Pack of 4 (Bac) (list £55.80) BARGAIN £42

38-476 Megapack of 8 (Bac) (list £111.60) BARGAIN £78

37-903A 12 ton plank shock absorbing van corrugated ends BR bauxite (Bac) (list £10.95) BARGAIN £7

37-902A 12 ton plank shock absorbing van plank ends in BR bauxite (Bac) (list £10.95) BARGAIN £7

37-902A Pack of 4 (Bac) (list £43.80) BARGAIN £26

37-902A Megapack of 8 (Bac) (list £287.60) BARGAIN £48

38-170C 12 ton plywood ventilated van in BR bauxite (early) (Bac) £11.86



38-380A 12 ton ventilated van corrugated ends in BR bauxite (early) (Bac) (list £13.95) BARGAIN £10

38-380A Pack of 4 (Bac) (list £55.80) BARGAIN £37

38-380A Megapack of 8 (Bac) (list £111.60) BARGAIN £69



38-376 Pack of 4 12 Ton ventilated van plank ends in BR bauxite (early) (Bac) (list £55.80) BARGAIN £40

38-376 Single (Bac) £10.50

38-376 Megapack of 8 (Bac) (list £111.60) BARGAIN £78

37-708 12 ton LMS cattle wagon in LMS bauxite (Bac) £13.56



38-325 Pack of 4 13 Ton high sided steel open wagon chain pockets in BR bauxite (early) (Bac) (list £58) BARGAIN £42

38-325 Single (Bac) £11

38-325 Megapack of 8 (Bac) (list £110) BARGAIN £82



Prices valid until 08/10/14

Orders received after this date for products that have increased in price will be given a refund



38-011B Pack of 4 24 Tonne glw MFA open box mineral wagon in EWS (ex-Loadhaul) (Bac) (list £59.80) **BARGAIN** £46
 38-011B Single (Bac) £12.71
 38-011B Megapack of 8 (Bac) (list £119.60) **BARGAIN** £88
 38-404 25 Ton Pill Box brake van in BR Departmental olive green (Bac) £11
 38-404 25 Ton Pill Box brake van in SR brown grey roof & red ends (Bac) £14
 38-825G 25 Ton Queen Mary brake van in BR bauxite (Bac) £16.11
 38-825B 25 Ton Queen Mary brake van in BR Departmental olive (Bac) £16.11
 37-279 27 Ton steel tippler wagon in BR bauxite (Bac) **NEW** £10.16
 37-275F 27 Ton steel tippler wagon in BR grey 'Iron Ore' (Bac) **NEW** £10.16
 37-280 27 Ton steel tippler wagon Lancashire Steel Manufacturing (Bac) **NEW** £10.16
 33-928B 30 Ton bogie bolster in BR grey steel girders (Bac) £12.71
 33-928B 30 Ton Bogie Bolster in BR grey Steel Pipes (Bac) £12.71
 33-858D 30 Ton bogie bolster wagon in BR grey (Bac) £11.86
 38-041B 31 Tonne OBA open wagon in Railfreight (Bac) £16.53
 38-041B Pack of 4 (Bac) (list £77.80) **BARGAIN** £60
 38-041B Megapack of 8 (Bac) (list £155.60) **BARGAIN** £116
 38-057 31 tonne OCA dropside open wagon EWS (Bac) (list £16.50) **BARGAIN** £11
 38-057 Pack of 4 (Bac) (list £66) **BARGAIN** £39



38-058 Pack of 4 31 tonne OCA dropside open wagon in EWS - weathered (Bac) (list £87.80) **BARGAIN** £39
 38-058 Single (Bac) (list £21.95) **BARGAIN** £11
 38-058 Megapack of 8 (Bac) (list £175.60) **BARGAIN** £76



38-120B Pack of 4 35 Ton VAA box van sliding door in Railfreight red & grey - weathered (Bac) (list £95.80) **BARGAIN** £72
 38-120B Single (Bac) £20.36
 38-120B Megapack of 8 (Bac) (list £191.60) **BARGAIN** £136
 38-126A 35 Ton VBB box van sliding door in BR bauxite - weathered (Bac) (list £22.95) **BARGAIN** £20.36
 38-126A Pack of 4 (Bac) (list £95.80) **BARGAIN** £72
 38-126A Megapack of 8 (Bac) (list £191.60) **BARGAIN** £136
 R6655 4 plank wagon 'Brookes' Limited Halifax (Hor) **NEW** £9.50



R6656 4 plank wagon 'Ellis & Everard' (Hor) **NEW** £9.50



R6668 4 plank wagon 'Penwyll Silica Works' (Hor) **NEW** £9.50



38-130A Pack of 4 40 Tonne YGH Sealion bogie hopper wagon in olive green - weathered (Bac) (list £131.80) **BARGAIN** £102
 38-130A Single (Bac) £28
 38-130A Megapack of 8 (Bac) (list £263.60) **BARGAIN** £194



33-879A Pack of 4 45 Ton bogie well wagon in LNER grey boiler load (Bac) (list £59.80) **BARGAIN** £44
 33-879A Single (Bac) £12.71
 33-879A Megapack of 8 (Bac) (list £119.60) **BARGAIN** £82
 37-582C 45 ton TTA tank in Shell black (Bac) £13.56
 38-020A 46 Tonne glw CEA covered hopper wagon EWS - weathered (Bac) £15.68
 38-020A Pack of 4 (Bac) (list £73.80) **BARGAIN** £38
 38-020A Megapack of 8 (Bac) (list £147.60) **BARGAIN** £110
 37-603A 46 Tonne glw VCA sliding well van in EWS - weathered (Bac) £17.85
 37-603A Pack of 4 (Bac) (list £71.40) **BARGAIN** £64
 37-603A Megapack of 8 (Bac) (list £142.80) **BARGAIN** £122
 38-005C 40 Tonne HSA hopper wagon in BR bauxite - weathered (Bac) £15.26



33-084 5 plank china clay wagon hood in BR bauxite - weathered (Bac) (list £12.65) **BARGAIN** £10
 33-084 Pack of 4 (Bac) (list £50.60) **BARGAIN** £38
 33-084 Megapack of 8 (Bac) (list £101.20) **BARGAIN** £74
 33-085 5 plank china clay wagon hood in BR bauxite TOPS panel - weathered (Bac) (list £12.65) **BARGAIN** £10
 33-085 Pack of 4 (Bac) (list £50.60) **BARGAIN** £38
 33-085 Megapack of 8 (Bac) (list £101.20) **BARGAIN** £74



33-083 5 plank china clay wagon without hood in BR bauxite (Bac) (list £9.35) **BARGAIN** £7.50
 33-083 Pack of 4 (Bac) (list £37.40) **BARGAIN** £30
 33-083 Megapack of 8 (Bac) (list £74.80) **BARGAIN** £58



37-036 Pack of 4 5 plank wagon steel floor in Tarbitumac (Bac) (list £37.60) **BARGAIN** £26
 37-036 Single (Bac) £7
 37-061C 5 plank wagon wooden floor in BR grey (Bac) £10.16
 B500MUL11 5 x Cattle Wagon Multipack (Dap) £36
 4F-031-013 6 Wheel Milk Tank Unigate Silver 70346 (Dap) **NEW** £13



4F-031-014 6 Wheel Milk Tank Unigate Silver 70346 - weathered (Dap) **NEW** £14
 4F-031-003 6 wheel milk tanker 'Unigate Dairies' (ex-B1009) (Dap) £11
 4F-031-019 6 wheel milk tanker 'Unigate Dairies' (Dap) £11
 37-112 7 plank fixed end wagon 'North Sea Coaling Co' (Bac) £10.63
 37-188 7 plank wagon coke rails 'Moy' - weathered (Bac) £12.33
 37-158C 8 plank end door wagon in BR grey (Bac) £11.01
 37-713 8 Ton side wagon in BR bauxite (Bac) £13.56
 37-711C 8 Ton cattle wagon in GWR dark grey (Bac) £13.56
 38-351A BAA steel carrier steel coils in Railfreight Metals (Bac) £22.06



38-352A BAA steel carrier steel coils in Railfreight red & black (Bac) **BARGAIN** £22.06
 4F-021-100 Box Van 'Devonshire Eggs' (Dap) £9
 R6614 BR 20 Ton Car Brake Van (Hor) £14
 R6473 BR Brown mineral wagon x3 (Railroad Range) (Hor) £16



R6623 BR Horse Box (Ex GWR) (Hor) **BARGAIN** £17
 R6612 BR Shark Brake Van No.1 (Hor) £13.95



R6650 BR trout hopper wagon (Hor) **NEW** £15.70
 38-350A BZA steel carrier steel coils in EWS (Bac) £22.06
 5107 Cargowagon IPE/IG557 bogie flat 4747 028 in weathered Cargowagon (Hol) (list £38) **BARGAIN** £17
 5107 Pack of 4 (Hol) (list £152) **BARGAIN** £62



R6648 CDA china clay hopper in ECC silver and blue - weathered (Hor) **NEW** £15.70
 R6422 Closed Van in NE grey (Hor) £6



R6655 Coke wagon 'British Insulated & Helsby Cables Ltd' (Hor) **NEW** £9.50
 R6664 Coke wagon 'Cardiff Washed Coal' (Hor) **NEW** £9.50
 37-961 Conflat wagon BR bauxite A Container BR bauxite Door to Door (Bac) £11.86
 37-960 Conflat wagon in BR bauxite A container in BR crimson (Bac) £11.86
 38-345A FNA Nuclear Flask Wagon flat floor & round buffers in standard flat - Flask 9 (Bac) (list £30.10) **BARGAIN** £18
 38-345A Pack of 4 (Bac) (list £120.40) **BARGAIN** £68
 38-345A Megapack of 8 (Bac) (list £240.80) **BARGAIN** £130



38-346A FNA nuclear flask wagon sloping floor, changeover valve & round buffers in standard Buff - Flask 21 (Bac) (list £30.10) **BARGAIN** £18
 38-346A Pack of 4 (Bac) (list £120.40) **BARGAIN** £68
 38-346A Megapack of 8 (Bac) (list £240.80) **BARGAIN** £130
 4F-014-004 Fruit D van W2010 in BR maroon - weathered (Dap) £15
 R6636 Fuel wagon pack with Shell, Texaco & Total tankers (Hor) £12
 38-678 GWR Shunters Truck BR Black 'Loco Dept.' (Bac) £15.26



R6673 Hornby 2014 Open Wagon (21T) (Hor) **NEW** £10.10



BHSpec856d IOA Network Rail bogie ballast wagon. 70 5992 033-3. Hatton's Limited edition of 500. Pristine (Dap) (list £19.95) **BARGAIN** £12
 BHSpec856b IOA Network Rail bogie ballast wagon. 70 5992 045-3. Hatton's Limited edition of 500. Pristine (Dap) (list £19.95) **BARGAIN** £12
 BHSpec856c IOA Network Rail bogie ballast wagon. 70 5992 077-1. Hatton's Limited edition of 500. Pristine (Dap) (list £19.95) **BARGAIN** £12
 BHSpec856a IOA Network Rail bogie ballast wagon. 70 5992 102-1. Hatton's Limited edition of 500. Pristine (Dap) (list £19.95) **BARGAIN** £12



38-250 Pack of 4 IPA twin double deck car transporter in 'STVA' red (Bac) (list £199.80) **BARGAIN** £140
 38-250 Single (Bac) £37



38-212A Pack of 4 JJA auto ballaster in Railtrack curved top profile (4 per rake each Generator wagon) (Bac) (list £199.80) **BARGAIN** £160
 38-212A Single (Bac) £42.46
 38-212A Megapack of 8 (Bac) (list £399.60) **BARGAIN** £310



38-210A Pack of 4 JJA auto ballaster outer generator in Railtrack (Bac) (list £199.80) **BARGAIN** £160
 38-210A Single (Bac) £42.46
 38-210A Megapack of 8 (Bac) (list £399.60) **BARGAIN** £310



B8551 JNA Falcon Wagon Network Rail NLU29299 (Dap) **BARGAIN** £17



38-200A Pack of 4 JPA bogie cement hopper 'VTG - Lafarge Cement' (Bac) (list £143.80) **BARGAIN** £112
 38-200A Single (Bac) £30.56
 38-200A Megapack of 8 (Bac) (list £287.60) **BARGAIN** £212



B779B KQA Intermodal pocket wagon in blue (pristine). 84 70 4907 015-3 (Dap) (list £24.95) **BARGAIN** £19
 B779D KQA Intermodal pocket wagon in blue (pristine). 84 70 4907 017-14 (Dap) (list £24.95) **BARGAIN** £19
 BHSpec779c KTA Intermodal pocket wagon in debranded ex-Tiphook (weathered) 97743 (Dap) (list £26.95) **BARGAIN** £19
 R6660 Lime wagon 'Old Radnor' (Hor) **NEW** £9.50
 R6640 LMS 4 Wheel CGT Van. New tooling for 2013 (Hor) £12



38-240 Pack of 4 MBA Megabox high-sided bogie box wagon in EWS (with buffers) (Bac) (list £100.80) **BARGAIN** £62
 38-240 Single (Bac) (list £25.20) **BARGAIN** £16
 38-240 Megapack of 8 (Bac) (list £201.60) **BARGAIN** £119



38-242 Pack of 4 MBA Megabox high-sided bogie box wagon in EWS - weathered (without buffers) (Bac) (list £108) **BARGAIN** £54
 38-242 Single (Bac) (list £27) **BARGAIN** £14
 38-242 Megapack of 8 (Bac) (list £216) **BARGAIN** £104



38-245 Pack of 4 MOA Monsterbox low-sided bogie box wagon in EWS (Bac) (list £105.80) **BARGAIN** £54
 38-245 Single (Bac) (list £26.45) **BARGAIN** £14
 38-245 Megapack of 8 (Bac) (list £211.60) **BARGAIN** £100



R6565 Pack of 4 Mot 20 Ton Hopper Wagon (Hor) (list £49.40) **BARGAIN** £45
 R6565 Single (Hor) £12



38-301 Pack of 4 OTA (ex-VDA) timber carrier lumber load in EWS (Bac) (list £99.80) **BARGAIN** £60



38-301 Single (Bac) (list £24.95) **BARGAIN** £16
 38-301 Megapack of 8 (Bac) (list £199.60) **BARGAIN** £114



R6624A Pack of 3 12 Ton fish vans in Blue Spot (Hor) **NEW** £28.60



38-185 Pack of 3 12 Ton ventilated vans in BR bauxite (late) - weathered (Bac) **BARGAIN** £39.96
 38-340 Pack of 3 13 Ton high sided steel open wagons BR bauxite - weathered (Bac) £40.67



37-672 Pack of 3 14 Ton tank wagons in British Tar - weathered (Bac) **BARGAIN** £38.21
 37-671 Pack of 3 14 Ton tank wagons in Fins - weathered (Bac) £38.21
 38-285 Pack of 3 22 ton Prestios in Tunnel Cement (Bac) £36



R6649 Pack of 3 CDA china clay hoppers in ECC silver and blue - weathered (Hor) **NEW** £48.20
 37-981 Pack of 3 Conflat wagons in BR bauxite AF containers in light blue - weathered (Bac) £36.51



37-982 Pack of 3 Conflat wagons in BR bauxite BD containers in BR crimson - weathered (Bac) **BARGAIN** £36.51



38-651 PCA Metalair Bulk Powder Wagon Grey (Bac) **BARGAIN** £14.41



R6671 Petrol tanker wagon in Shell black (Hor) **BARGAIN** £6



R6371 Pack of 6 (Hor) (list £37.50) **BARGAIN** £33



GV6001 Tarpaulin wagon in Tiphook Steel Express - weathered (HO Scale) (Gol) (list £34) **BARGAIN** £23



4F-039-001 Telescopic hood wagon in Tiphook blue & grey #589 9 061 5 (Dap) **BARGAIN** £21
 R6622 ZFO/ZFP (Trout) Ballast Hopper (Hor) £14

Opening Hours

Shop 8am to 6pm Mon to Sat
10am to 4pm Sun

Phones 7am to 9pm Mon to Thu
8am to 6pm Fri & Sat
9am to 5pm Sun



Containers & Loads

36-127 2 x 20ft intermodal containers in Cosco (Bac) £11

NEW



44-552 Ballast loads for 4-wheel wagons x 4 (Bac) **NEW**...£8.76

44-551 Coal loads for 4-wheel wagons x 4 (Bac) **NEW**...£8.76

44-545 Tarpaulin Covered Wagon Loads x 4 (Bac) **NEW**...£8.06

Analogous controllers

36-560 Plug in 0.7 Amp transformer separate speed controller, track connector wires & power clip (Bac) £25.54

R8250 Standard Train Controller (an alternative to R805), Use R964 or P9200 transformer (Hor) £21

DCC decoders



EXCLUSIVE

DCR-21PIN-Direct 21-pin 4-function 1.1Amp direct plug decoder back EMF (Hat) £12

DCR-21PIN-Direct Box of 5 (Hat) £57

DCR-21PIN-Direct Box of 10 (Hat) £110



36-557 21-pin E-Z Command 4-function 1A decoder back EMF (Bac) £14.50

36-557 Pack of 5 (Bac) (list £32.50) BARGAIN £70

DCC27 8 & 21-pin 4-function 1A (1.8A peak) small OMNI decoder (measures 23 x 27 x 10mm) (Gau) £16

R8249 8-pin 4-function 2-sided 0.5A (1A peak) decoder (Hor) £14

R8249 Box of 6 (Hor) £76

DCR-8PIN-Direct 8-pin compact direct 4-function 1.1Amp decoder back EMF (Hat) £13

DCR-8PIN-Direct Box of 5 (Hat) £59

DCR-8PIN-Direct Box of 10 (Hat) £105

R8245 Sapphire digital decoder 1A current 1.5A stall (21 & 8-pin adaptor included) (Hor) £32

DCC accessory decoders

PC2 One Touch DCC Quad Point Controller x 4 (Tra) £32

DCC controllers

R8235 DCC Select Walkabout R8236 RJ12 connecting lead (Hor) £63



R8312 e-LINK Module, Railmaster Software & 1 Amp Transformer (PC/Laptop Required) (Hor) £68



36-500 EZ Command DCC controller - boxed (Bac) £75.18

DCC accessories

R8232 DCC Electro point clips (20 in a pack - 2 used per point) (Hor) £3

R8241 Digital Power Point (Hor) £5

Point motors

R8015 Adaptor Base & Housing for R8014 (Hor) £4

R8014 Mark 2 Point Motor (Hor) £7

TT300 Slow motion DCC point motor (Tra) £20



R8243 Surface Mounted point motor (Hor) £7

Switches & Levers

R047 'On-Off' lever frame switch (Hor) £9

Electronic components

R8211 Rolling road for all types of steam locomotives (Hor) £48

Lighting equipment

R8952 Bulbs for Skale Lighting system (x 4) (Hor) £5

CL22 Coach Lighting Effect - Warm White/Flickering Tail (Tra) £21

CL22S Converted gas light 12V (x4) (Tra) £10

CL1 Standard Coach Lighting Strips - Cool White (Tra) £17

CL2 Standard Coach Lighting Strips - Warm White (Tra) £17

AL1 Tail Lamp (Flashing) Modern Image (Tra) £13



Accessories

SFX10 Steam locomotive sound capsule (with built battery, speaker & motion detector) (Tra) £37

R207 Track fixing pins (Hor) £2

Spares

R8099 Coupling bar assemblies (Pack 10) (Hor) £5

SL-111 Finescale insulated rail joiners/fishplates (Code 70, 75 & 83) for OO & HO gauge - Pack of 12 (Pec) £2.30

SL-110 Finescale rail joiners/fishplates (for code 70, 75 & 83) for OO & HO gauge - Pack of 24 (Pec) £2.20

SL-11 insulated rail joiners/fishplates (for OO, HO & O gauge code 100 rails and Hornby, Peco & Peco Streamline) - Pack of 12 (Pec) £1.10

SL-10 Metal rail joiners/fishplates (for code 100 rails inc Hornby, Peco & Peco Streamline) - Pack of 24 (Pec) £2



18KADEE NEM-362 Medium Coupler - 8.63 mm (11/32") (w/o Draft Gear Boxes) (2 pair) (Kad) £3.50

321KADEE Permanent Magnet Delayed Uncoupler (Code 100) (Kad) £5

TT4561 Tidy Track Roll Wheel Cleaner OO/HO Gauge (Woo) £21.75

B803 Track cleaner (B800) accessory pack (Dap) £9

Wheel sets

R8218 14.1 mm coach wheels (pack of 10) (Hor) £5

R8264 14.1mm 2 hole coach wheels (pack of 10) (Hor) £5

36-033 Brass turned coach disc wheels on 10 metal axles - Pack of 20 (Bac) £9.99

36-034 Brass turned wagon disc wheels on 10 metal axles (12mm diameter) - Pack of 20 (Bac) £9.99

R8997 Metal 3 hole disc wagon wheels on axles (10 axles) (Hor) £6.50

R8998 Metal disc wheels on axles (10 axles) (Hor) £5.50

R8998 Metal spoked wheels on axles (10 axles) (Hor) £5

36-005A Pair of BR Mk1 coach bogies. Identical to 36-005 (Bac) £5.06

36-005B Pair of BR Mk1 coach bogies. Identical to 36-005 (Bac) £5.06

36-005C Pair of BR Mk1 coach bogies. Identical to 36-005 (Bac) £5.06

36-005D Pair of BR Mk1 coach bogies. Identical to 36-005 (Bac) £5.06

36-005E Pair of BR Mk1 coach bogies. Identical to 36-005 (Bac) £5.06

36-005F Pair of BR Mk1 coach bogies. Identical to 36-005 (Bac) £5.06

36-005G Pair of BR Mk1 coach bogies. Identical to 36-005 (Bac) £5.06

36-005H Pair of BR Mk1 coach bogies. Identical to 36-005 (Bac) £5.06

36-005I Pair of BR Mk1 coach bogies. Identical to 36-005 (Bac) £5.06

36-005J Pair of BR Mk1 coach bogies. Identical to 36-005 (Bac) £5.06

36-005K Pair of BR Mk1 coach bogies. Identical to 36-005 (Bac) £5.06

36-005L Pair of BR Mk1 coach bogies. Identical to 36-005 (Bac) £5.06

36-005M Pair of BR Mk1 coach bogies. Identical to 36-005 (Bac) £5.06

36-005N Pair of BR Mk1 coach bogies. Identical to 36-005 (Bac) £5.06

36-005O Pair of BR Mk1 coach bogies. Identical to 36-005 (Bac) £5.06

36-005P Pair of BR Mk1 coach bogies. Identical to 36-005 (Bac) £5.06

36-005Q Pair of BR Mk1 coach bogies. Identical to 36-005 (Bac) £5.06

36-005R Pair of BR Mk1 coach bogies. Identical to 36-005 (Bac) £5.06

36-005S Pair of BR Mk1 coach bogies. Identical to 36-005 (Bac) £5.06

36-005T Pair of BR Mk1 coach bogies. Identical to 36-005 (Bac) £5.06

36-005U Pair of BR Mk1 coach bogies. Identical to 36-005 (Bac) £5.06

36-005V Pair of BR Mk1 coach bogies. Identical to 36-005 (Bac) £5.06

36-005W Pair of BR Mk1 coach bogies. Identical to 36-005 (Bac) £5.06

36-005X Pair of BR Mk1 coach bogies. Identical to 36-005 (Bac) £5.06

36-005Y Pair of BR Mk1 coach bogies. Identical to 36-005 (Bac) £5.06

36-005Z Pair of BR Mk1 coach bogies. Identical to 36-005 (Bac) £5.06

36-005AA Pair of BR Mk1 coach bogies. Identical to 36-005 (Bac) £5.06

36-005AB Pair of BR Mk1 coach bogies. Identical to 36-005 (Bac) £5.06

36-005AC Pair of BR Mk1 coach bogies. Identical to 36-005 (Bac) £5.06

36-005AD Pair of BR Mk1 coach bogies. Identical to 36-005 (Bac) £5.06

36-005AE Pair of BR Mk1 coach bogies. Identical to 36-005 (Bac) £5.06

36-005AF Pair of BR Mk1 coach bogies. Identical to 36-005 (Bac) £5.06

36-005AG Pair of BR Mk1 coach bogies. Identical to 36-005 (Bac) £5.06

36-005AH Pair of BR Mk1 coach bogies. Identical to 36-005 (Bac) £5.06

36-005AI Pair of BR Mk1 coach bogies. Identical to 36-005 (Bac) £5.06

36-005AJ Pair of BR Mk1 coach bogies. Identical to 36-005 (Bac) £5.06

36-005AK Pair of BR Mk1 coach bogies. Identical to 36-005 (Bac) £5.06

36-005AL Pair of BR Mk1 coach bogies. Identical to 36-005 (Bac) £5.06

36-005AM Pair of BR Mk1 coach bogies. Identical to 36-005 (Bac) £5.06

36-005AN Pair of BR Mk1 coach bogies. Identical to 36-005 (Bac) £5.06

36-005AO Pair of BR Mk1 coach bogies. Identical to 36-005 (Bac) £5.06

36-005AP Pair of BR Mk1 coach bogies. Identical to 36-005 (Bac) £5.06

36-005AQ Pair of BR Mk1 coach bogies. Identical to 36-005 (Bac) £5.06

36-005AR Pair of BR Mk1 coach bogies. Identical to 36-005 (Bac) £5.06

36-005AS Pair of BR Mk1 coach bogies. Identical to 36-005 (Bac) £5.06

36-005AT Pair of BR Mk1 coach bogies. Identical to 36-005 (Bac) £5.06

36-005AU Pair of BR Mk1 coach bogies. Identical to 36-005 (Bac) £5.06

36-005AV Pair of BR Mk1 coach bogies. Identical to 36-005 (Bac) £5.06

36-005AW Pair of BR Mk1 coach bogies. Identical to 36-005 (Bac) £5.06

36-005AX Pair of BR Mk1 coach bogies. Identical to 36-005 (Bac) £5.06

36-005AY Pair of BR Mk1 coach bogies. Identical to 36-005 (Bac) £5.06

36-005AZ Pair of BR Mk1 coach bogies. Identical to 36-005 (Bac) £5.06

36-005BA Pair of BR Mk1 coach bogies. Identical to 36-005 (Bac) £5.06

36-005BB Pair of BR Mk1 coach bogies. Identical to 36-005 (Bac) £5.06

36-005BC Pair of BR Mk1 coach bogies. Identical to 36-005 (Bac) £5.06

36-005BD Pair of BR Mk1 coach bogies. Identical to 36-005 (Bac) £5.06

36-005BE Pair of BR Mk1 coach bogies. Identical to 36-005 (Bac) £5.06

36-005BF Pair of BR Mk1 coach bogies. Identical to 36-005 (Bac) £5.06

36-005BG Pair of BR Mk1 coach bogies. Identical to 36-005 (Bac) £5.06

36-005BH Pair of BR Mk1 coach bogies. Identical to 36-005 (Bac) £5.06

36-005BI Pair of BR Mk1 coach bogies. Identical to 36-005 (Bac) £5.06

36-005BJ Pair of BR Mk1 coach bogies. Identical to 36-005 (Bac) £5.06

36-005BK Pair of BR Mk1 coach bogies. Identical to 36-005 (Bac) £5.06

36-005BL Pair of BR Mk1 coach bogies. Identical to 36-005 (Bac) £5.06

36-005BM Pair of BR Mk1 coach bogies. Identical to 36-005 (Bac) £5.06

36-005BN Pair of BR Mk1 coach bogies. Identical to 36-005 (Bac) £5.06

36-005BO Pair of BR Mk1 coach bogies. Identical to 36-005 (Bac) £5.06

36-005BP Pair of BR Mk1 coach bogies. Identical to 36-005 (Bac) £5.06

36-005BQ Pair of BR Mk1 coach bogies. Identical to 36-005 (Bac) £5.06

36-005BR Pair of BR Mk1 coach bogies. Identical to 36-005 (Bac) £5.06

36-005BS Pair of BR Mk1 coach bogies. Identical to 36-005 (Bac) £5.06

36-005BT Pair of BR Mk1 coach bogies. Identical to 36-005 (Bac) £5.06

36-005BU Pair of BR Mk1 coach bogies. Identical to 36-005 (Bac) £5.06

36-005BV Pair of BR Mk1 coach bogies. Identical to 36-005 (Bac) £5.06

36-005BW Pair of BR Mk1 coach bogies. Identical to 36-005 (Bac) £5.06

36-005BX Pair of BR Mk1 coach bogies. Identical to 36-005 (Bac) £5.06

36-005BY Pair of BR Mk1 coach bogies. Identical to 36-005 (Bac) £5.06

36-005BZ Pair of BR Mk1 coach bogies. Identical to 36-005 (Bac) £5.06

36-005CA Pair of BR Mk1 coach bogies. Identical to 36-005 (Bac) £5.06

36-005CB Pair of BR Mk1 coach bogies. Identical to 36-005 (Bac) £5.06

36-005CC Pair of BR Mk1 coach bogies. Identical to 36-005 (Bac) £5.06

36-005CD Pair of BR Mk1 coach bogies. Identical to 36-005 (Bac) £5.06

36-005CE Pair of BR Mk1 coach bogies. Identical to 36-005 (Bac) £5.06

36-005CF Pair of BR Mk1 coach bogies. Identical to 36-005 (Bac) £5.06

36-005CG Pair of BR Mk1 coach bogies. Identical to 36-005 (Bac) £5.06

36-005CH Pair of BR Mk1 coach bogies. Identical to 36-005 (Bac) £5.06

36-005CI Pair of BR Mk1 coach bogies. Identical to 36-005 (Bac) £5.06

36-005CJ Pair of BR Mk1 coach bogies. Identical to 36-005 (Bac) £5.06

36-005CK Pair of BR Mk1 coach bogies. Identical to 36-005 (Bac) £5.06

36-005CL Pair of BR Mk1 coach bogies. Identical to 36-005 (Bac) £5.06

36-005CM Pair of BR Mk1 coach bogies. Identical to 36-005 (Bac) £5.06

36-005CN Pair of BR Mk1 coach bogies. Identical to 36-005 (Bac) £5.06

36-005CO Pair of BR Mk1 coach bogies. Identical to 36-005 (Bac) £5.06

36-005CP Pair of BR Mk1 coach bogies. Identical to 36-005 (Bac) £5.06

36-005CQ Pair of BR Mk1 coach bogies. Identical to 36-005 (Bac) £5.06

36-005CR Pair of BR Mk1 coach bogies. Identical to 36-005 (Bac) £5.06

36-005CS Pair of BR Mk1 coach bogies. Identical to 36-005 (Bac) £5.06

36-005CT Pair of BR Mk1 coach bogies. Identical to 36-005 (Bac) £5.06

36-005CU Pair of BR Mk1 coach bogies. Identical to 36-005 (Bac) £5.06

36-005CV Pair of BR Mk1 coach bogies. Identical to 36-005 (Bac) £5.06

36-005CW Pair of BR Mk1 coach bogies. Identical to 36-005 (Bac) £5.06

36-005CX Pair of BR Mk1 coach bogies. Identical to 36-005 (Bac) £5.06

36-005CY Pair of BR Mk1 coach bogies. Identical to 36-005 (Bac) £5.06

36-005CZ Pair of BR Mk1 coach bogies. Identical to 36-005 (Bac) £5.06

36-005DA Pair of BR Mk1 coach bogies. Identical to 36-005 (Bac) £5.06

36-005DB Pair of BR Mk1 coach bogies. Identical to 36-005 (Bac) £5.06

36-005DC Pair of BR Mk

Want it DCC fitted?

www.ehattons.com/dccfitting

for more details

NEW



- B111A Bristol Lodekka LR Open Door Crosville** (K20) (Bas) **NEW** £21
- B111B Bristol Lodekka SR Closed Door Crosville** (C84) (Bas) **NEW** £21
- 32204EFE Bristol RELH bus** "Mansfield/Midland General" (EFE) £20
- 38114 Bristol VRT bus** "Hibble Motor Services" (EFE) £26
- 38114 Bristol VRT bus** "Southdown" (EFE) **NEW** £26
- 38112 Bristol VRT bus** "Western National" (EFE) **NEW** £26
- OM41605A Crossley DD42** Lancaster City Transport, Bus Station W dual destination (Cor) £28
- NDB-06 Daimler Birmingham City Transport** 3225 bus No.24 to Warstock "Elcos Biscuits & Hercules Cycles" (For) £34
- EDB-14 Daimler Birmingham Standard bus** No.12 to Harborne & Bartley Green "Schwegges & Black & White" (For) £34
- 28007 Daimler DMS 1 Door "Bedxybus"** (EFE) £19

NEW



- OM42521A Dennis Trident East Lancs "Preston Bus, 8 Bus Station"** (Cor) **NEW** £32
- B0178 Ford F Series Duplo Dominant II "Smiths Hapley Spencers"** (Bas) £15
- 26328 Guy Arab II Utility bus** "London Transport" in WWI grey (EFE) £26
- 12120 Harrington Cavalier coach** "Timpsons & Sons" (EFE) £26
- AN1-26 Leyland Atlantean "London Links"** (Bri) (list £33.99) **BARGAIN** £8
- AN1-22 Leyland Atlantean (NBC) "Hibble"** (Bri) (list £33.99) **BARGAIN** £8
- AN3-05 Leyland Atlantean (NBC) (Bri)** (list £33.99) **BARGAIN** £8
- AN1-18 Leyland Atlantean Park Royal bodied - "Brighton & Hove (NBC)"** (Bri) (list £32.99) **BARGAIN** £9
- B020 Leyland Leopard Duplo Dominant II "British Coachways"** (circa 1980-1981) (Bas) £16
- B006 Leyland Leopard Duplo Dominant II coach** "Crosville NBC - DE Cambria" (circa 1979-1968) (Bas) (list £16.99) **BARGAIN** £11.50
- 17200 Leyland National MK1 long coach** "Eastern National Citybus to Deben Station (EFE) £26
- 36005 Leyland RTL d/cock bus** "Chertlain" to Egleham (EFE) £26



- 18409 Leyland Tiger TS8 - Type B - "County Motors"** (EFE) £24
- UK3103 Mercedes Citaro Rigid sidebus** "Southampton Uni-Link" (Ox) (list £25) **BARGAIN** £8
- 38501 Open Top RM Routemaster bus** "East Yorkshire" (EFE) £27
- OM44118B Optare Solo Southern Vectis, 25 Newport** (Cor) **NEW** £30

NEW



- OM44118A Optare Solo Southern Vectis, 32 Cowes and Gurnard** (Cor) **NEW** £30
- 15717 Plaxton Panorama "Penine Motor Services"** (EFE) £24
- 26625 Plaxton Paramount 3500 bus** "East Kent" (EFE) £24
- 36702 Plaxton SLF Dart Mid "First Western National"** (EFE) £21
- 36707 Plaxton SLF Dart Mid single door "Bus Eireann"** (EFE) £26



- 31512 RM Routemaster d/deck "London Transport - Fly Delta To The USA"** (EFE) £26
- OM46302 RM23 (VL23) - Route K2 Kingston Shoppers Express NEW T100** (First Issue) (Cor) (list £30.99) **BARGAIN** £16
- 91099 RM1 Routemaster d/deck bus** "London County N.B.C." (EFE) £24
- N6108 Scania Metropolis "Greater Manchester"** (Bri) (list £30.99) **BARGAIN** £23



- 76WFA001 Weymann Fanfare 1950s coach "South Wales"** (Oxt) £13
- OM46702A Wright Eclipse 2 "Bus Eireann 215 Blarney"** NEW TOOLING (Cor) £32

NEW



- OM46705A Wright Eclipse 2 "National Express Dundee, 28 Douglas via Arbroath Road"** NEW TOOLING (Cor) £32
- OM46705B Wright Eclipse 2 "National Express Dundee, 28 Charleston via City Centre"** NEW TOOLING (Cor) **NEW** £32
- 29806 Wright SLF Dennis Lance "Bedgeline" to Kingsmead Square** (EFE) £26

CARS



- 76ALL003 Austin Allegro in Harvest Gold** (Oxt) **NEW** £4.75
- 76BN6003 Bentley MkVI in black** (Oxt) **NEW** £4.45
- 44-533 Dillier of 8 cars to fit IPKA car transporter wagon, 2 needed for each 30-250 (Bas)** £10.16
- 76SET118 Jaguar 5 piece set - XL, XKFS, XF, XK, F** (Oxt) £10.16
- 76FTYP002 Jaguar F Type in Polar white** (Oxt) **NEW** £4.75
- 76XF001 Jaguar XF in red** (Oxt) £4.50
- 76SET117B Land Rover 5 piece set** (Oxt) £19
- 76LRF001 Land Rover Defender 90 Station Wagon green with roof** (Oxt) £4.50
- 76DS002 Land Rover Discovery & Santarini black** (Oxt) **NEW** £4.75
- 76LAN2005 Land Rover Series II LWB Hard Top Hovingham** (Oxt) £4.95
- 76LAN2006 Land Rover Series II LWB Station Wagon Post Office Telephones** (Oxt) **NEW** £4.95
- 76LAN2002 Land Rover Series II Station Wagon in Bronze green** (Oxt) £4.75
- 76MAR003 Morris Marina Black Tulip** (Oxt) **NEW** £4.45
- 76RR001 Range Rover Evoque** (Oxt) £4.50



Commercial vehicles

- L14 2 forklift trucks - 1 red, 1 yellow** (Bas) £7
- 38801 AEC Mcll 3-axle Dropside "B.R.S. Derbyshire Group"** (EFE) £22
- DA25 Albion CX5 Flatbed & crates - BRS Alrodale** (Bas) (list £9.99) **BARGAIN** £7
- 13502 Atkinson 4-axle Tanker "Bulwark"** (EFE) £27
- 76ATKL002 Atkinson 8 Wheel Flatbed "Chivers"** (Oxt) **NEW** £12

NEW



- 76BD010 Bedford OW Platform "LMS"** (Oxt) **NEW** £9
- 76BD013 Bedford OX Booking Office Billy Smarts** (Oxt) £17
- 76BD005 Bedford OY 3-Ton GS (General Service) "British Rail"** (Oxt) £9
- DG226000 Coker Argus 6 Ton Crane - Yellow** (Oxt) (list £18.99) **BARGAIN** £10
- 76DAF02CT DAF 105 D-TEC Combitrailer "Bulmers Transport"** (Oxt) £16
- A011B Dodge Pant Nose Tipper dark blue/black** (circa 1955-1965) (Bas) £7.49
- A013A Foden DG Flatbed & Drawbar Trailer greenhead** (circa 1940-1950) (Bas) £12
- EM78305 Ford Thames C16 dropside crated load in "Gee Walker & Sons - Fruit & Veg"** (Poc) (list £7) **BARGAIN** £7
- 76BD008 GWR Bedford OX Flatbed Trailer** (Oxt) £10
- DA77 Karrier Bantam Artic Van "British Railways Fleet No.41260 M"** (circa 1953-1963) (Bas) £9.99

NEW



- 76DEF008 Land Rover Defender Network Rail** (Oxt) **NEW** £4.75
- DA28 Leyland FG Van - Mothers Pidge bread** (Bas) (list £3.99) **BARGAIN** £4.50
- DA78 Leyland Octopus "British Road Services Sheffield Fleet No. J511"** (Bas) £8.99
- DA75 Leyland Terrier Dropside "British Rail"** (circa 1970-1980) (Bas) **NEW** £8.99
- DA80 Leyland Terrier Flatbed "British Rail"** (circa 1969-1979) (Bas) **NEW** £7.99
- 76MAN03CT MAN TGX D-TEC Combitrailer "NWT"** (Oxt) £16
- 76VM002 Mercedes Ice Cream Dimachio Whitty Mondel** (Oxt) **NEW** £5.25
- DG225004 Ruston Bucyrus 19 - Drag Shovel - GWR** (Cor) £20
- 76SHL01TK Scania Cab BP Tanker** (Oxt) £20

NEW



- 76SHL01CT Scania Highline Combitrailer & Container "Eddie Stobart"** (Oxt) **NEW** £20
- 76SHL03TK Scania Highline Petrol Tanker "Eddie Stobart"** (Oxt) £18
- 76TCA8002 Scania T Topline Tipper "Tinnolly"** (Oxt) £20

NEW



- 76DBU001 Scania Topline Drawbar Unit "Eddie Stobart"** (Oxt) **NEW** £22

Military ground vehicles

- 76BF003 40mm Bolsons Anti-Aircraft Gun** as used the British Army/Navy 1937- late 1980s in desert light stone (Oxt) £6.50
- 76CMP004 Bedford CMP Truck 1st Canadian Army - UK 1944 CMP LAA Tractor** (Oxt) £8.95
- 76BD007 Bedford OY 3 Ton Water Tanker HQ Corps RASC** (Oxt) £9

NEW



- 76COM001 Commer Commando 1 1/2 decker bus RAF blue** (Oxt) **NEW** £12
- 76DECF003 Land Rover Defender Military** (Oxt) £3.50



- 76SP004 Pioneer Artillery Tractor "Royal Artillery 1st Army"** (Oxt) £9
- 76SP005 Pioneer Recovery Tractor "RAF Blue Scammell"** (Oxt) £9
- 76BD009 Royal Navy Bedford OX Lorry** (Oxt) **NEW** £10

Public Service vehicles

- 76TIL005 Austin Tilly London Fire Brigade** (Oxt) £4.75
- 76PS005 Commer PB Van London Fire Brigade** (Oxt) £4.95
- 76DL4004 Dennis Light 4 "New World" Fire Engine British Railways** (Oxt) **NEW** £10



- 76LC002 Leyland Cub FK7 City of Canterbury Fire Brigade** (Oxt) £9



- 76MA002 Mercedes Sprinter 515 CDI Modern Ambulance - London** (Oxt) £6.50
- 76MA003 Mercedes Sprinter 515 CDI Modern Ambulance - Welsh (no longer London)** (Oxt) £6.50

1:72 Scale

Aircraft - civil



- 72DR006 De Havilland Dragon Rapide Biplane "Railway Air Services" GACPP** (Oxt) £27

Themed sets

- A50162 D-Day Operation Overlord Giant Gift Set** (Air) £35

N Gauge

Steam locos



- 25-006-003 Class 14xx steam loco 1456 in BR early black & autococh W198W in carmine & cream** (Dap) £67
- 25-006-004 Class 14xx steam loco 1464 in BR early black & autococh W191W in maroon** (Dap) £67



- 372-626 Class 2MT Ivatt 2-6-0 46440 in BR lined black early emblem** (Gra) £93.46

- 25-014-001 Class 45xx 2-6-2 4518 in GWR green** (Dap) **NEW** £53
- 25-014-002 Class 45xx 2-6-2 4528 in BR black early emblem** (Dap) **NEW** £53
- 25-014-004 Class 45xx 2-6-2 4536 in GWR green - weathered** (Dap) **NEW** £57
- 25-014-003 Class 45xx 2-6-2 4571 BR black "British Railways"** lettering (Dap) **NEW** £53

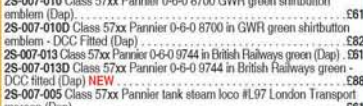


- 25-010-002 Class 49xx Hall steam loco 4937 "Cranmore Hall"** in BR lined green late crest (Dap) £95

- 25-010-000 Class 49xx Hall steam loco 4937 "Lansley Hall"** GWR lined green (Dap) £100
- 25-010-003 Class 49xx Hall steam loco 4958 "Priory Hall"** GWR lined green (Dap) £95
- 372-752 Class 4MT Fairburn 2-6-4 tank 42073 BR black late crest** (Gra) £89.21
- 372-751 Class 4MT Fairburn 2-6-4 tank 42096 BR black early emblem** (Gra) £89.21

- 25-007-007 Class 57xx Pannier #4907 in BR black early crest** (Dap) £61
- 25-007-009 Class 57xx Pannier #5724 GWR Green** GWR Lettering (Dap) £61
- 25-007-008 Class 57xx Pannier #5764 GWR green "Great Western"** lettering (Dap) £61
- 25-007-010 Class 57xx Pannier 0-6-0 5764 in Great Western green** (Dap) £61
- 25-007-012 Class 57xx Pannier 0-6-0 5764 Great Western green** (Dap) £61
- 25-007-013 Class 57xx Pannier 0-6-0 5764 in British Railways green** (Dap) £61
- 25-007-011 Class 57xx Pannier 0-6-0 5764 in GWR green shirtdown emblem - DCC fitted** (Dap) **NEW** £68
- 25-007-010 Class 57xx Pannier 0-6-0 5764 in GWR green shirtdown emblem** (Dap) £61
- 25-007-010 Class 57xx Pannier 0-6-0 5764 in GWR green shirtdown emblem - DCC Fitted** (Dap) £61
- 25-007-013 Class 57xx Pannier 0-6-0 5744 in British Railways green** (Dap) £61
- 25-007-013 Class 57xx Pannier 0-6-0 5744 in British Railways green - DCC fitted** (Dap) **NEW** £68
- 25-007-005 Class 57xx Pannier tank steam loco #L97 London Transport maroon** (Dap) £61

- 25-007-004 Class 57xx Pannier tank steam loco 9741 in British Railways green** (Dap) £61



- 25-001-001 Class 7800 Manor 4-6-0 7801 "Anthony Manor"** in GWR green shirtdown emblem (Dap) £100
- 25-001-000 Class 7800 Manor 4-6-0 7810 "Draycott Manor"** in BR lined green late crest (Dap) £100
- 25-001-000 Class 7800 Manor 4-6-0 7810 "Draycott Manor"** in BR lined green late crest, DCC fitted (Dap) £119



- 25-013-003 Class 9F 2-10-0 92006 in BR black early emblem & BRIG tender - weathered** (Dap) £94
- 25-013-005 Class 9F 2-10-0 92006 in BR black early emblem & BRIG tender - weathered, DCC fitted** (Dap) **NEW** £113
- 25-013-004 Class 9F 2-10-0 92052 BR black early emblem & BRIG tender** (Dap) £87
- 25-013-004 Class 9F 2-10-0 92052 in BR black early emblem & BRIG tender, DCC Fitted** (Dap) **NEW** £108
- 25-013-003 Class 9F 2-10-0 92220 "Evening Star"** in BR green late crest & BRIG tender - weathered (Dap) **NEW** £94
- 25-013-003 Class 9F 2-10-0 92220 "Evening Star"** in BR green late crest & BRIG tender - weathered, DCC fitted (Dap) **NEW** £113
- 25-013-002 Class 9F 2-10-0 92226 in BR black late crest & BRIG tender, DCC fitted** (Dap) **NEW** £106



- 372-802 Class A1 4-6-2 60147 "North Eastern"** in BR green early emblem (Gra) (list £144.40) **BARGAIN** £111
- 372-800A Class A1 4-6-2 60163 "Tornado"** BR lined Brunswick green (Gra) £133.75
- ND1290D Class A3 steam loco 2744 "Grand Parade"** LNER apple green, DCC fitted (Dap) £122



- 372-802 Class A1 4-6-2 60147 "North Eastern"** in BR green early emblem (Gra) (list £144.40) **BARGAIN** £111
- 372-800A Class A1 4-6-2 60163 "Tornado"** BR lined Brunswick green (Gra) £133.75
- ND1290D Class A3 steam loco 2744 "Grand Parade"** LNER apple green, DCC fitted (Dap) £122



- 372-802 Class A1 4-6-2 60147 "North Eastern"** in BR green early emblem (Gra) (list £144.40) **BARGAIN** £111
- 372-800A Class A1 4-6-2 60163 "Tornado"** BR lined Brunswick green (Gra) £133.75
- ND1290D Class A3 steam loco 2744 "Grand Parade"** LNER apple green, DCC fitted (Dap) £122



- 372-802 Class A1 4-6-2 60147 "North Eastern"** in BR green early emblem (Gra) (list £144.40) **BARGAIN** £111
- 372-800A Class A1 4-6-2 60163 "Tornado"** BR lined Brunswick green (Gra) £133.75
- ND1290D Class A3 steam loco 2744 "Grand Parade"** LNER apple green, DCC fitted (Dap) £122



- 372-802 Class A1 4-6-2 60147 "North Eastern"** in BR green early emblem (Gra) (list £144.40) **BARGAIN** £111
- 372-800A Class A1 4-6-2 60163 "Tornado"** BR lined Brunswick green (Gra) £133.75
- ND1290D Class A3 steam loco 2744 "Grand Parade"** LNER apple green, DCC fitted (Dap) £122



- ND129D Class A3 steam loco 4472 "Flying Scotsman"** LNER Green (Dap) £105
- ND129A Class A3 steam loco and tender 60045 "Lambert"** in BR lined green late crest (Dap) £102



- 2S-008-002D Class A4 steam loco 4498 "Sir Nigel Gresley"** in LNER blue double chimney (as preserved), DCC fitted (Dap) £122
- 2S-008-001 Class A4 steam loco 60012 "Commonwealth of Australia"** in BR green early crest (Dap) £105



- 2S-008-000 Class A4 steam loco 60019 "Bittern"** in BR green late logo and double chimney (Dap) £105
- 2S-008-000D Class A4 steam loco 60019 "Bittern"** in BR green late logo and double chimney, DCC fitted (Dap) £122



- 372-077 Class B1 61251 4-6-0 "Oliver Bury"** BR black late crest (Gra) (list £121.95) **BARGAIN** £82



- ND079e Class B17 4-6-0 61655 "Middlesbrough"** in BR green late crest (not early as listed elsewhere) (Dap) £93



- 372-400 Class J39 0-6-0 1856 in LNER Lined Black flat sided tender** (Gra) £80.71
- 372-402 Class J39 0-6-0 64701 BR black late crest & stepped tender** (Gra) £80.71
- 372-401 Class J39 0-6-0 64960 BR black early emblem & flat sided tender** (Gra) (list £124.95) £80.71



- 372-725 Standard Class 5MT 4-6-0 73068 in BR lined green late crest & BRIC tender** (Gra) (list £124.95) **BARGAIN** £79
- 372-727 Standard Class 5MT 4-6-0 73062 "Carnegie"** in BR lined black early emblem & BR1B tender (Gra) (list £124.95) **BARGAIN** £84
- 372-728 Standard Class 5MT 4-6-0 73158 in BR lined black late crest BR1B tender** (Gra) (list £124.95) **BARGAIN** £79



Visit

www.ehattons.com/new

for new releases



Electric locos

ND205C Class 27 diesel 27008 in BR blue plated gangway doors (Dap) £86
ND205CD Class 27 diesel 27008 BR blue plated gangway doors. DCC fitted (Dap) £106
ND205DD Class 27 diesel 27032 BR blue plated gangway doors. DCC fitted (Dap) £103
2D-003-008 Class 52 diesel loco D1000 "Western Enterprise" in BR maroon - weathered (Dap) £94
2D-003-008D Class 52 diesel loco D1000 "Western Enterprise" in BR maroon - weathered. DCC fitted (Dap) NEW £110



2D-003-011 Class 52 diesel loco D1009 "Western Invader" in BR Blue full yellow ends - weathered (Dap) £94
2D-003-001 Class 52 diesel loco D1029 "Western Legionnaire" in BR maroon small yellow panel (Dap) £91
2D-003-002 Class 52 diesel loco D1038 "Western Sovereign" in BR green small yellow panel (Dap) £91
2D-003-002D Class 52 diesel loco D1038 "Western Sovereign" in BR green small yellow panel. DCC fitted (Dap) £108
2D-003-008 Class 52 diesel loco D1045 "Western Viscount" in BR maroon full yellow ends - weathered (Dap) £94
2D-003-003D Class 52 diesel loco D1056 "Western Sultan" in BR maroon full yellow panel. DCC fitted (Dap) £108
2D-003-010 Class 52 diesel loco D1062 "Western Courier" in BR Blue full yellow ends - weathered (Dap) £94
2D-003-010D Class 52 diesel loco D1062 "Western Courier" in BR Blue full yellow ends - weathered. DCC fitted (Dap) £110



371-286 Class 55 diesel "Deltic" D9002 'The King's Own Yorkshire Light Infantry' in BR green half yellow ends (Gra) £93.46
371-285 Class 55 diesel "Deltic" D9007 "Pinza" in BR green (Gra) £93.46
2D-004-008 Class 56 diesel 56056 in Construction (Doncaster built) (Dap) £101
2D-004-006 Class 56 diesel 56070 in BR blue (Doncaster built) (Dap) £101
2D-004-006D Class 56 diesel 56070 in BR blue (Doncaster built) - DCC fitted (Dap) NEW £116
2D-004-005 Class 56 diesel 56080 EWS (Doncaster built) (Dap) £101
2D-004-005D Class 56 diesel 56080 EWS (Doncaster built) - DCC fitted (Dap) NEW £116



2D-004-007 Class 56 diesel 56090 in BR blue large logo (Doncaster built) (Dap) £101



2D-004-009 Class 56 diesel 56105 in Colas Rail freight (Doncaster built) (Dap) £101
2D-004-009D Class 56 diesel 56105 in Colas Rail freight (Doncaster built) - DCC fitted (Dap) £116



371-655 Class 57/3 diesel 57605 'Totnes Castle' First Great Western (Gra) £93.46



371-355 Class 60 diesel 60011 in DB Schenker (Gra) £93.46



371-384 Class 66 diesel 66209 in EWS - weathered (Gra) £99.41
371-396 Class 66/9 diesel 66731 InterhubGB in GBRI (Gra) £89.21



ND101F Class 67 diesel 67024 EWS (Dap) £84
371-636 Class 70 PowerHaul diesel 70003 Freightliner (Gra) £106.21



371-635 Class 70 PowerHaul diesel 70006 Freightliner (Gra) £106.21



ND099n Class 86 Bo-Bo Electric 86261 EWS new style Brecknell Willis panto (Dap) (list £117.89) BARGAIN £89
ND099m Class 86 Bo-Bo Electric 86401 Network South East new style panto (Dap) (list £117.89) BARGAIN £59
ND099k Class 86 Bo-Bo Electric 86415 Triple Grey Distribution Sector new style panto (Dap) (list £117.89) BARGAIN £69
ND099Q Class 86 electric Freightliner Power Haul new style panto (Dap) (list £117.89) BARGAIN £59



ND122G Class 43 HST Book Set in Cross Country Trains (Dap) £134



ND122L Class 43 HST Book Set in East Midlands Trains (Dap) £134
ND122J Class 43 HST Book Set in Virgin Trains 43004 & 43104 (Dap) £135
ND111e Class 43 HST twin pack Network Rail (NMT) 43014 & 43032 (Dap) £109



371-503 Class 101 2-car DMU BR blue & grey 'Express Parcels' (motor in each car) (Gra) (list £119.95) BARGAIN £79
371-511 Class 101 3-car DMU in BR blue & grey (Gra) £118.96



ND112A Class 156 2 car DMU 156468 Northern Rail (Dap) £94
371-558 Class 158 2 car DMU 158871 ScotRail (Gra) £103.66



371-433 Class 170/4 3 Car DMU 170434 in First ScotRail (Gra) £110.46
371-740 Class 251 Blue Pullman 6 car Midland set Nanking blue (Gra) £229.46



371-741 Class 251 Blue Pullman 6 car Midland set in Nanking blue full yellow ends (Gra) (list £269.95) BARGAIN £171



371-702 Class 350/1 Desiro 4 Car EMU 350 101 in London Midland (Gra) (list £159.20) BARGAIN £99
372-676 Class 411 4 CEP 4 car EMU in BR green (Southern Region) yellow warning panels (Gra) £137.02



370-110 Depot Master train set Class 04 in BR Green & 3 wagons (Gra) £84.99
370-280 Regional Commuter Train Set Class 101 Regional Railways (Gra) £97.74



NDIESEL1 Train set Class 73 JB electro-diesel in BR blue, 2 x VTG ferrywagons, Gaugemaster Combi & oval of track (Dap) £104

Train sets - DCC



NDIESEL2 DCC train set Class 56 in LoadHaul, 3 x Telescopic steel wagons, Gaugemaster DCC23 decoder fitted (Dap) £232

Coaches

2P-011-202 Gresley Teak Brake coach 5532. Light bar ready (Dap) £19
2P-011-201 Gresley Teak Brake coach 5548. Light bar ready (Dap) £19
2P-011-301 Gresley Teak Buffet coach 9120. Light bar ready (Dap) £19
2P-011-101 Gresley Teak coach 1st Class 31863. Light bar ready (Dap) £19
2P-011-003 Gresley Teak coach 3rd Class 60653. Light bar ready (Dap) £19
374-220C Mk1 FK Pullman First Kitchen Car 'Hawk' Umber & Cream (Gra) £22.06
374-200D Mk1 FK Pullman First Parlor Car 'Opal' Umber & Cream (Gra) £22.06
374-230C Mk1 SK Pullman Second Kitchen Car 'Car 335' Umber & Cream (Gra) £22.06
374-210D Mk1 SP Pullman Second Parlor Car 'Car 351' Umber & Cream (Gra) £22.06
374-060C Mk1 SK Second Corridor Crimson & Cream (Gra) £20.83



374-010C Mk1 SO Second Open Crimson & Cream (Gra) £20.83
374-430 Bullied 638 Second Brake Corridor Open BR (SF) green (Gra) £20.83
374-440 Bullied 638 Second Corridor BR (SF) green (Gra) £20.83
Mk1 BCK brake corridor composite in green (Blue Ribband) (Gra) £20.83



374-041 Mk1 BG Full Brake Departmental van in Olive green (Gra) NEW £20.83
374-885 LMS 50th Full Brake crimson lake (Gra) £17.81



374-036A Mk1 BG Full Brake Maroon - weathered (Gra) NEW £21.68
374-816 Mk1 FO First Open Maroon (Blue Ribband) (Gra) £20.83



374-016C Mk1 SK Second Corridor BR Maroon Weathered (Gra) £21.68
374-926 Mk1 SLF Sleeping First Maroon (Blue Ribband) (Gra) £22.06
374-925 Mk1 SLF Sleeping Second Maroon (Blue Ribband) (Gra) £22.06
374-012C Mk1 SO Second Open Maroon Weathered (Gra) £21.68
374-827A Stanier Brake Second BR Maroon (Gra) £20.83
374-835B Stanier Third Corridor LMS Crimson Lake (Gra) £20.83
374-880 BR Mk2A BSO Brake Second Open Blue & Grey (Gra) £20.83
2P-005-011 Mk 3 Blue Grey Buffet # 10229 Loco Hauled (Dap) £19



374-062C Mk1 SK Second Corridor Blue & Grey (Gra) £20.83
374-013B Mk1 SO Second Open Blue & Grey (Gra) £20.83
CM002 Mk3 book set 4 coaches in blue/grey buffers (Dap) £71
NC226B Mk3 1st class coach "Cross Country Trains" (Dap) £19

Wagons

373-727A 10 ton insulated van plankbed sides in BR Light Blue (Gra) £10.16



377-985 12 Ton Eastern Ventilated Fruit Van BR Bauxite (Early) (Gra) (list £11.95) BARGAIN £7
377-954 13 Ton High Sided Steel Open Wagon (Smooth Sides/Wood Door) LNER Grey (Gra) £7



377-253A 16 Ton Steel Mineral Wagon BR Bauxite (Gra) £8.46
377-252A 16 Ton Steel Mineral Wagon 21M Olive Green (Gra) £8
2F-038-015 20 Ton Steel Mineral GWR 33259 (Dap) NEW £10
2F-038-016 20 Ton Steel Mineral GWR 33259 - weathered (Dap) NEW £11
2F-038-021 20 Ton Steel Mineral Mariott (Dap) NEW £10
2F-038-022 20 Ton Steel Mineral Mariott - weathered (Dap) NEW £11



377-002A 40 Tonne Seacow (Ex Sealion) YGA Bogie Hopper Wagon EWS (Gra) £16
373-509 46 Tonne giv HEA Hopper Wagon BR Bauxite - Weathered (Gra) NEW £9.76
373-508 46 Tonne giv HEA Hopper Wagon BR Coal Sector Grey (Gra) NEW £9.93
373-510 46 Tonne RNA Nuclear Flask Barrier Wagon (Gra) NEW £8.93
KNR-41 7 Plank coal wagon kit (Pac) £3
377-152B 8 Plank Fixed End Wagon Foster & Co. (Gra) £6
KNR-44 Butterley steel type open wagon kit (Pac) £3



377-326B Conflat With AF Container Light Blue (Gra) (list £10.95) BARGAIN £7
377-355 Intermodel Bogie Wagons With Two 45t Containers 'DHL' (Gra) £30
373-878B MFA 24 tonne open box mineral wagon in EWS (Gra) £8.76
373-403C OAA 31 ton open plank wagon in Railfreight red & grey (Gra) £7.65



377-927 PCA Metalair Bulk Powder Wagon Grey - Weathered (Gra) (list £10.30) BARGAIN £8
373-038A PGA bulk aggregate hopper wagon 'Tarmac' (weathered) (Gra) £7



NHPSC004 Silver Bullet China Clay bogie wagon in ex-works pristine silver 33 87 789 8 044-5. Ltd edition of 250 (Dap) (list £24.95) BARGAIN £18
NHPSC003 Silver Bullet China Clay bogie wagon in ex-works pristine silver 33 87 789 8 071-2. Ltd edition of 250 (Dap) (list £24.95) BARGAIN £18
NHPSC001 Silver Bullet China Clay bogie wagon in ex-works pristine silver 33 87 789 8 101-2. Ltd edition of 250 (Dap) (list £24.95) BARGAIN £20



2F-027-004 Silver Bullet wagon Nacco # 33 80 7898 044 - weathered (Dap) £23
2F-027-002 Silver Bullet wagon Nacco & EWS # 33 80 7898 052 (Dap) £22
2F-024-010 Siphon GWR 1454 (Dap) NEW £13
2F-024-014 Siphon GWR 1454 - weathered (Dap) NEW £13



377-725 SPA Wagon Steel Coil Wagon Railfreight red (Gra) £11
377-725 Pack of 4 (Gra) (list £83.40) BARGAIN £42
377-725 Megapack of 8 (Gra) (list £126.80) BARGAIN £80



377-990 Triple pack 12 Ton ventilated vans BR bauxite early - weathered (Gra) (list £29.95) BARGAIN £19
377-965 Triple pack 13 Ton high sided steel open wagons BR bauxite - weathered (Gra) £28.01
377-841 Triple Pack 22 Ton Presto Wagons Blue Circle Yellow (Gra) £40.76
377-335 Triple pack Conflat wagons BR bauxite AF containers light blue - weathered (Gra) (list £32.95) BARGAIN £19



377-935 Triple pack PCA metalair bulk powder wagon grey - weathered (Gra) (list £36.95) BARGAIN £23

DCC decoders



DCC23 6-pin 2-function 1A (2A peak) decoder (suitable for N gauge) (Gau) £24



36-558A 6-pin 2-function decoder (suitable for OO & N gauge locos and use on analogue track) (Bac) £15.26

36-556RA 6-pin E-Z Command 90 degree right-angled decoder (DC Compatible) (Bac) £14.54
DCC22 8-pin 2-function 1A (2A peak) very small decoder (Gau) £25

Lighting equipment
NC040a Light Bar coach lighting unit for modern coaches/multiple units (Class 150/MkIII 'Plug&Play') (Dap) £8
NC040b Light Bar coach lighting unit for older coaches (Collett coaches 'Plug&Play') (Dap) £8
GM58 N Gauge Buffer lights x 2 (Gau) £10

Spare
SL-311 Insulated Rail Joiners/Fishplates for N & 009 gauge (12 per pack) (Pac) £1.50
2A-000-011 Magnetic couplings - short arm - 5 pairs (Dap) £18
2A-000-008 Magnetic NEM couplers - medium arm (ex-NSPARE) - 5 pairs (Dap) £17
2A-000-014 Pockets for NEM magnetic couplings x 20 (Dap) £12
SL-310 Rail Joiners/Fishplates for N & 009 gauge (24 per pack) (Pac) £1.50

Man-made scenic structure - railway-related
SL-340 Buffer Stop Rail Built Type (Pac) £1.40
PN940 Platform 4-Bay Canopy (Mat) £14
NB-55 Turntable Kit, well type, deck length 151mm (Pac) £12

Signals
2L-001-001 Signal - Motorised, GWR home lower quadrant (ex-NSIGN1) (Dap) £22
2L-002-002 Signal - Motorised, LMS distant upper quadrant (ex-NSIGN4) (Dap) £22
2L-002-001 Signal - Motorised, LMS home upper quadrant (ex-NSIGN3) (Dap) £22

Buildings - general
42-230 Low Relief Corner Cafe (35 x 9 x 56mm) (Gra) NEW £10.16

NEW
42-231 Low Relief Fish & Chip Shop (31 x 10 x 56mm) (Gra) NEW £10.16



The UK's
largest
model railway
and diecast
retailer

NEW



42-222 Low Relief Newsagents (36 x 11 x 57mm) (Gra)
NEW £11.86

NEW



42-224 Low Relief Town Garage (44 x 10 x 54mm) (Gra)
NEW £12.71

42-110 Nissan Hut (20 x 20 x 43mm) (Gra) £11
42-081 Portable Offices (60 x 28 x 38mm) (Gra) £16.96
42-125 Rural Workers Cottages (72mm x 43mm x 65mm) (Gra) £21.21
42-131 Static Caravan (80 x 25 x 18mm) (Gra) £16.96
PN820 WWII Pillboxes x 2 (Type 22 & 26) (Met) NEW £4.99

Track - Code 80 Setrack

ST-11 Double straight track (Pec) £1.50
ST-19 N Setrack No. 4 radius double curve (Pec) £2
ST-17 N Setrack No.3 radius double curve (8 form a circle).
238.5mm/11.75" radius (Pec) £1.75
ST-12 No.1 radius double curve (Pec) £1.20
ST-10 No.1 radius single curve (Pec) £1
ST-15 No.2 radius double curve (Pec) £1.25
ST-6 Setrack left hand point insultrug (Pec) £8
ST-5 Setrack right hand point insultrug (Pec) £8
ST-2 Short straight (Pec) £0.80
ST-1 Standard straight track (Pec) £1



ST-300 Starter Track Set (Pec) £42

Track - Code 80 Streamline

SL-302 1 yard (91.5cm) length of Concrete Sleeper Nickel Silver Flexible track (Pec) £2.70
SL-302 Pack of 25 (Pec) £53



SL-300 Pack of 25 1 yard (91.5cm) length of Wooden-Sleeper Nickel Silver Flexible track (Pec) £52

SL-300 Single (Pec) £2.60
SL-E387 Left hand curved point electrofrog (Pec) £9
SL-E389 Left hand large point electrofrog (Pec) £9
SL-E396 Left hand medium point electrofrog (Pec) £8
SL-396 Left hand medium point insultrug (Pec) £8
SL-E388 Right hand large point electrofrog (Pec) £9
SL-E395 Right hand medium point electrofrog (Pec) £8
SL-E395 Right hand medium point insultrug (Pec) £8

Track - Code 55 Finescale Streamline

SL-300F 1 yard (91.5cm) length of Finescale Nickel Silver flexible track (Pec) £2.90
SL-300F Pack of 30 (Pec) £88
SL-E399F 3-way finescale turnout (Pec) £26
SL-E387F Finescale curved double radius left hand point electrofrog (Pec) £9.50
SL-E388F Finescale curved double radius right hand point electrofrog (Pec) £9.50
SL-E390F Finescale double slip electrofrog (Pec) £31
SL-E389F Finescale left hand large point electrofrog (Pec) £9.50
SL-E396F Finescale left hand medium point electrofrog (Pec) £8.50
SL-E392F Finescale left hand small point electrofrog (Pec) £8
SL-E388F Finescale right hand large point electrofrog (Pec) £9.50
SL-E395F Finescale right hand medium point electrofrog (Pec) £8.50
SL-E391F Finescale right hand small point electrofrog (Pec) £8
SL-E383F Finescale scissors crossover electrofrog (Pec) £52
SL-E380F Finescale single slip electrofrog (Pec) £30
SL-E397F Finescale Y Point. Electrofrog (Pec) £10

Track underlay

SL-350 Roll of Underlay (5 Metres) (Pec) £5

Railway publications

NEW



379-014 Graham Farish 2014 25th Anniversary Catalogue (Gra) NEW £5.74

Buses

NB002bs Duple Dominant II Coach 'Green Line' (Circa 1977 - 1992) (Bas) NEW £7.99
NB001bs Duple Dominant II Coach 'National Travel East' (Circa 1978 - 1993) (Bas) NEW £7.99
NSE02 Five Piece Bus Set (Oxf) £25



NPP002 Plaxton Panorama Southdown (Oxf) £5.50
NRT003 RT Bus in Bradford (Oxf) £5

Cars

NMN003 Austin Mini in Almond Green Old English White (Oxf) £3
NSCA002 Scania Highline Frigate 'Eddie Stobart' (Oxf) £10
NTCA001 Scania T Cab Curtainside 'Stobart' (Oxf) £9

Commercial vehicles



NTCAB003 Scania T Cab Tipper 'J & M Murdoch' (Oxf) £11

NSCA001 Scania Trolley Curtainside 'Stobart' (Oxf) £9

Military ground vehicles

NEW



NOWB002 Bedford OVB in 'Ministry of Supply' brown (Oxf) NEW £4.50
NRAB011 Scammell Scarab Flatbed Trailer RAF (Oxf) NEW £5.95

NEW



NRAB010 Scammell Scarab Van Trailer Royal Navy (Oxf) NEW £5.95

Public Service vehicles

NB002 Bedford J1 Lomas Birmingham Ambulance (Oxf) £4.75

O Gauge
Steam locos

BL99032C J39 0-6-0 Freight loco 1586 in LNER black (Bas) (list £589.99) BARGAIN £390



BL99031B J39 0-6-0 Freight loco 64781 in BR black late crest (Bas) (list £589.99) BARGAIN £390

Wagons



BL99076 12 Ton Ventilated Van in LMS grey (Bas) (list £37.50) BARGAIN £25



BL99039 20 Ton Brake Van BR brown working rear light (Bas) (list £65.50) BARGAIN £36



BL99071 3 Plank Wagon in LMS grey (Bas) (list £35.50) BARGAIN £20
BL99066 3 Plank Wagon in SR brown (Bas) (list £35.50) BARGAIN £24
BL99072 7 Plank Wagon in NE grey (Bas) (list £37.50) BARGAIN £25



7F-100-004 SR 25T 'Pillbox' Brake van 55583 in BR bauxite & grey right hand ducklet (Dap) £62

7F-100-001 SR 25T 'Pillbox' Brake van 55095 in SR brown & red right hand ducklet, small lettering (Dap) £62

7F-100-003 SR 25T 'Pillbox' Brake van 550106 BR grey right hand ducklet (Dap) £62



SL-700BH Box of 12 1 Yard O Gauge Flexible Nickel Silver Track (Bulhead Nickel Silver Rail) (Pec) £80

SL-700BH Single (Pec) £8
SL-E790BH Double slip (8 degree angle) Electrofrog (Pec) £75
SL-E792BH Left hand O gauge curved turnout (Pec) £47
SL-E792BH Left hand point bullhead rail and electrofrog (Pec) £38
ST-725 Setrack Bullhead 2nd radius standard curve 410mm (16") radius 1020mm (40.5") 16 make a circle (Pec) £6.50
SL-E792BH Y Point bullhead rail & electrofrog (Pec) £36

Track & Points

Cars

SL-E792BH Finescale Left Hand Point With Flatbottom Rail. Electrofrog (Pec) £40

43AHT001 Austin Heavy Twelve in airways blue (Oxf) £16



43ASV001 Austin Seven RN Van in Primrose (Oxf) £12

NEW



VA09517 Ford Escort Mk1 RS2000, Vista Orange (Cor) NEW £19



VA10408 Hillman Avenger 1500GLS, 'Lilac Dealer Special - Daisy' (Cor) £20

VA13003 MGB in Vermilion (Cor) £20

VA13500 Mini 1275 GT, Bronze Yellow 'Trevor' (Cor) £17

NEW



VA09011 Rover SD1 3500 Vitesse in Targa red (Cor) NEW £19

VA13600 VW Golf Mk2 GTI 16V in Tornado red NEW TOOLING (Cor) £20

Commercial vehicles

43FDE011 Ford 4000 Van Fordson Tractors (Oxf) NEW £11

43WN003 Mercedes Ice Cream Van 'Coronas Whitty Mondell' (Oxf) £11

G Scale
Steam locos

91404 Emily Steam loco (with moving eyes) (Thomas the Tank range) (Bac) £205

Wagons



90069 Wagons Troublesome Trucks 1 & 2 (split from 90069 set) (Bac) £69

10005 1.5m rail section for creating flexible track (LGB) £10

10005 Pack of 20 (LGB) £200

15000 Curved track radius 2 3/4 degrees (LGB) £13

18050 Right hand point, manual switch, 15 degrees radius 5 (LGB) £119

10610 Straight track 1200mm long (LGB) £23

10610 Box of 6 (LGB) £124

10000 Straight Track 300mm (LGB) £6

10600 Straight Track 600mm long (LGB) £11

Any or Multiple Scales
Analogue controllers

COMBI Combi 12v 1Amp Single Track Controller Transformer (Gau) £30

DF Double power unit feedback (Gau) £79



D Double track power controller (Gau) £69

Q Quadraple 4 circuit power controller (Gau) £130

W Walkabout circuit controller (Gau) £29



M1 Transformer Output 2 x 16v AC 1A (Gau) £37



A002Smart4 Servo control & operation set (SmartFrog) complete switches, control board & digital readout for Analogue operation (ANE) £90

CDU Capacitor Discharge Unit (Gau) £11

PL-35 Capacitor Discharge Unit Mk2 (Pec) £12

280-71 Point Motor Harness- Suitable For Hornby Point Motors (R18014) (Exp) £6.95

PL-15 Twin Microswitch (Pec) £6

DCC decoders

DCD30 4-function 1-sided 3A decoder for stationary accessories (Gau) £46

524-101 4-function 1.3A (2A peak) D13SR wired decoder (Size: 1.35" x 0.83" x 0.110" - very thin) x4 (NCE) £50

DCR-8PIN-2SAX 8-pin (harness) 2-function 1.1Amp small & thin decoder back EMF (flat) £119

DCR-8PIN-2SAX Box of 5 (flat) £50

DCR-8PIN-2SAX Box of 10 (flat) £99

DCR-8PIN-2SAX Box of 10 (flat) £99

DCR-8PIN-Harness 8-pin (harness) 4-function 1.1Amp decoder back EMF (Hatt) £10

DCR-8PIN-Harness Box of 5 (Hatt) £48

DCR-8PIN-Harness Box of 10 (Hatt) £94

DCR-8PIN-2-function 1A decoder (ideal for smaller OO and a small number of N gauge locos) (Bac) £13.60

36-553 8-pin 3-function 1A decoder back EMF (Bac) £15.50

DCC accessory decoders

36-561 EZ Command Dynamics 4-output point decoder (similar to Hornby R16247) (Bac) £38.55

DCC controllers



50200 ECoS Command Station DCC controller full colour LCD touch screen & dual controllers motorised dials & easy CV (ESU) £509

36-510 EZ Command Companion for using a 36-500 to control an additional loco (Bac) (list £69.45) BARGAIN £49

36-508 EZ Command Dynamics Pro Box to allow up to 4 36-507 wireless handsets (Bac) £163.29

36-507 EZ Command Dynamics system - Additional handset (Bac) £64.13

524-042 NCE Power Cab controller 12V 1.5A (NCE) £196



DCC02 Prodigy 'Advance 2' starter DCC controller package (Gau) £215

DCC03 Prodigy 'Advance 2' Wireless starter DCC controller package (Gau) £369

DCC14 Prodigy Advance 2 Backlit Walkaround controller (Gau) £39

DCC01 Prodigy Express Pack (Gau) - Can be extended the DCC13 Walkaround of DCC51 Wireless (Gau) £194

524-027 SB5 Smart Booster Entry level 5A DCC system for use Power Cab controller (NCE) £144

Point motors

PL-9.5 Mounting Plates for use PL-10E (Pec) £2.25

PL-12X Adaptor base kit (no spring) x2. This item replaces the PL-12 (Pec) £1.50

PL-10W High performance turnout point motor (Pec) £6

PL-10WE High performance turnout point motor extended pin (Pec) £6

PL-10 Point Motor (Switch Machine) (Pec) £4.50

PL-10 Bag of 6 (Pec) £26

PL-10E Point Motor Extended Pin (use PL-9) (Pec) £4.50

PL-10E Bag of 6 (Pec) £25

PM-2 Sloop point motor (Gau) £3.50

PM-4 Sloop point Motor Self Latching Switch (Gau) £5

PM-1 Sloop point motor accessory switch (Gau) £4

PL-11 Side mounted point motor (Pec) £7

Switches & Levers

GM510 ASH Single Pole Double Throw Momentary Contact Mini-toggle for Point Motors (Gau) £2.50

PL-13 Accessory Switch for fitting to turnout motor PL10 (Pec) £2.50

PL-22 Lever Operated On/Off Switch (Pec) £2.50

PL-26B Passing Contact Switch - Black Lever (Pec) £4.50

PL-26R Passing Contact Switch - Red Lever (Pec) £4.50

PL-26W Passing Contact Switch - White Lever (Pec) £4.50

PL-26Y Passing Contact Switch - Yellow Lever (Pec) £4.50

PL-31 Switch Terminal Connectors (Pec) £2

Electronic components

HF-2 Electronic twin track cleaner (Gau) £37

TLU Tension lock uncoupler (Gau) £9

26211 Turntable Motorising Set (Exp) £21

Accessories

SL-14 Track Fixing Pins (Pec) £1.25

Spares

TT4550 Tidy Track Rail Tracker Cleaning Kit (Woo) £25.25

Grass, Ground, Lichen, Hedges & Foliage

GM20 Grass Mat - Spring (100 x 75cm approx) (Gau) £7.50

Track underlay

ST1423 0.5" Thick 12 x 24" foam sheets x 4 (Woo) £17

ST1424 1" Thick 12 x 24" foam sheets x 4 (Woo) £19.85

GM130 Cork sheet - 1/16 thickness 3' x 2' (600 x 900mm) approx (Gau) £5.50

JCS118S Cork Sheet - 1/16" Thick - 12' x 36" (Jav) £2

JCS18L Cork Sheet - 1/8" Thick - 24' x 36" (Jav) £8

ST1410 Incline For Transition from 1 Level to Another - 2% Set - Elevates Track 4" in 16' - 2.5" Wide - Pack of 8 (Woo) £15.40

Railway publications

CAT-1-2014 Peco 2014 Catalogue (Pec) NEW £3

Paint accessories

AB602 Complete Airbrush Starter Set (Exp) £109.95

All items illustrated at our premier

and secure website www.ehattons.com

within minutes of arrival. Live stock

information you can trust. Place your

orders in confidence.

Mastercard, Delta or Visa Card orders welcome

by phone, letter or fax (quote expiry date and CVV

number - last 3 digits on reverse of card). We also

accept Switch, Maestro & Solo (quote issue number,

start date and expiry date).

Tel: 0151 733 3655

Fax: 0151 734 4040

PLEASE ALWAYS QUOTE PRODUCT CODES

WHEN ORDERING OR ENQUIRING ABOUT

ITEMS. WE CAN THEN INSTANTLY CONFIRM

AVAILABILITY, PRICES AND STOCK LEVELS

Fully PCI compliant and secure card systems mean

your card details are safe with us. Cheques and

Postal Orders welcome.

Please supply phone number in case of

problems.

Items that have sold out are

automatically removed from our website

PHONE OPENING HOURS

7am to 9pm - MON to THU

8am to 6pm - FRI &

Now available on
Windows 8 and Kindle Fire

HORNBY

magazine

Your favourite magazine is now available digitally.

DOWNLOAD THE APP NOW FOR FREE.



FREE APP

with sample issue

IN APP ISSUES £2.99

**SUBSCRIBE
& SAVE**

Monthly £2.49

6 issues £16.99

12 issues £29.99

SEARCH: Hornby Magazine

*Hornby is a registered trademark of Hornby Hobbies Limited and is used under licence.

Read on your



iPhone & iPad



Android



PC & Mac



kindle fire



Blackberry



Windows 8

**ALSO
AVAILABLE FOR
DOWNLOAD**



SEARCH
AIRFIX MODEL WORLD

FREE APP

with sample issue

IN APP ISSUES £3.99



SEARCH
RAILWAYS ILLUSTRATED

FREE APP

with sample issue

IN APP ISSUES £3.99

NEW FREE Specials App **NEW**



IN APP ISSUES

£3.99

Simply download to purchase digital versions of your favourite aviation specials in one handy place! Once you have the app, you will be able to download new, out of print or archive specials for less than the cover price!

SEARCH:
Aviation Specials

How it Works.

Simply download the Hornby Magazine app and receive your sample issue completely free. Once you have the app, you will be able to download new or back issues (from December 2010 onwards) for less than newsstand price or, alternatively, subscribe to save even more!

Don't forget to register for your Pocketmags account. This will protect your purchase in the event of a damaged or lost device. It will also allow you to view your purchases on multiple platforms.



Available on
iTunes



Available on the
App Store



Available on
Google play



Available on
BlackBerry



Available on
kindle fire



Available on
PC, Mac &
Windows 8

Available on PC, Mac, Blackberry and Windows 8 from

pocketmags.com

Requirements for app: registered iTunes account on Apple iPhone 3G, 3GS, 4S, 5, iPod Touch or iPad 1, 2, 3 or 4. Internet connection required for initial download. Published by Key Publishing Ltd. The entire contents of these titles are © copyright 2014. All rights reserved. App prices subject to change. 679/14



G R E A T R A I L J O U R N E Y S



MAGNIFICENT SCENERY ON YOUR ESCORTED ADVENTURE

RAILWAYS OF THE RHINE

6 DAYS FROM £735

Fairytale castles and winding rivers are traditional Rhine delights. On this holiday, based in lovely Königswinter, we embark on a leisurely cruise and three scenic rail trips into the hills.

ITINERARY

Day 1. London to Königswinter by train. We depart St Pancras International by *Eurostar* in Standard Premier Class to Brussels, where we change trains for the high-speed Standard Class service to Cologne. Here we transfer to Königswinter and the Hotel Maritim, our base for the next five nights.

Day 2. The Drachenfels Railway. This morning we take a trip on the nearby *Drachenfels Cog Railway*. The railway leads from the bottom of the valley, up steep inclines and a height difference of 722 feet (220 metres), to the Drachenfels (Dragon Rock) hill. We take a wonderful return journey to the top, where an imposing ruined castle of the same name oversees the town and river.

Day 3. The Vulkan Express. Today we travel by local train (Standard Class) to Brohl, where we join the *Vulkan Express* deep in the valley, for the scenic ride up through the Eiffel range to Engeln. Opened in 1901, the 18 kilometre journey takes one and a half hours as the locomotives reach a speed of 12mph.

Day 4. Cruise to Linz and the Kasbach Valley Railway. This morning we gently cruise up the Rhine to Linz, where we have free time to explore

before we board the *Kasbachtal Railway* to Kalenborn. The standard-gauge railway is hauled by a 1950s Uerdinger Railbus engine, taking us along a 5.5 mile (8.9 kilometre) section of track that is the steepest in Germany with an overall height difference of 984 feet (300m).

Day 5. A day at leisure in Königswinter. Today is free to enjoy Königswinter, which boasts one of the best promenades on the Rhine. Perhaps venture further afield to Bonn, a fascinating city easily accessible by train, or Cologne with its magnificent Cathedral.

Day 6. Königswinter to London by train. We depart Königswinter by coach this morning, travelling from Cologne to Brussels in Standard Class, before connecting with the *Eurostar* for our return service to London.



WHAT'S INCLUDED ON YOUR TOUR

- Fully escorted by a UK Tour Manager
- First and Standard Class rail travel (Standard Premier Class on *Eurostar* journeys with a light meal and drinks)
- 5 nights' hotel accommodation with breakfast each day
- 3 dinners
- Rhine Cruise to Linz and a journey on the *Kasbach Valley Railway*
- Journey on the *Vulkan Express*
- Excursion on the *Drachenfels Cog Railway*

| Departures | Price | Departures | Price |
|------------|-------|------------|-------|
| 14 May 15 | £735 | 3 Sep 15 | £795 |
| 11 Jun 15 | £775 | 17 Sep 15 | £785 |
| 2 Jul 15 | £755 | | |

BOOK NOW or request a free brochure 01904 734 216. Our UK tour advisors are here 7 days a week www.GreatRail.com/RVB



Book with 100% confidence, flight-inclusive holidays are ATOL protected, non flight-inclusive holidays are protected by ABTA. Dates and prices are subject to availability. Prices shown are per person, based on 2 sharing. Prices may change prior to and after publication. Terms and conditions apply. Calls will be recorded. *Book a 2015 European or Cruise holiday before 10th October 2014 and receive an early booking discount of up to £50 pp on selected tours. Terms and conditions apply. Please call for details.




G R E A T R A I L J O U R N E Y S



150 YEARS OF RAILWAY HERITAGE FIRSTS

150 YEARS OF RAILWAY HERITAGE FIRSTS

PRESERVATION PIONEERS



2014 celebrates the 60th anniversary of the revival of the Ffestiniog Railway, the 150th anniversary of the construction of the locomotive 'Talyllyn' for the Talyllyn Railway, the 50th anniversary of preservation at Tyseley, the start of the Dart Valley Railway and many other railways and steam centres that have now reached maturity.

This **132 page special** tells the story of the pioneering individuals, from all walks of life, without whom there would not be heritage railways as we know them today.

"Jolly Good Fun"

The sometimes funny, but always determined, story of the Ffestiniog Railway's revival.

The Birmingham Committee


Businessmen in the West Midlands with a passion for steam, club together to save the Talyllyn Railway, Britain's first preserved railway to be run by volunteers in the 1950s.

The World's First Public Standard Gauge Railway.

Not only the first proper railway to operate in the world, but the first standard gauge line to be run entirely by volunteers.

AND MUCH MORE!

EARLY PIONEERS



UK PIONEERS



WORLD PIONEERS



JUST £6.99

£6.99



MODERN PIONEERS: BRINGING BACK THE BRIGHTON BELLE

AVAILABLE NOW EXCLUSIVELY AT **WHSmith**
ALTERNATIVELY, ORDER DIRECT:



Free P&P* when you order online at
www.keypublishing.com/shop



Call UK **01780 480404**
Overseas **+44 1780 480404**
Lines open 9.00-5.30, Monday-Friday

*Free P&P valid on UK and BFPO orders. Overseas charges apply.



470/14

www.wicormodels.co.uk

7 West Street, Portchester, Hampshire PO16 9XB

Tel: 023 9235 1160

9 The Precinct, West Meads, Bognor Regis PO21 5SB

Tel: 01243 837 941

email: mail@wicor-models.co.uk

Stockists of a range of products from: Hornby, Bachmann, Dapol, Gaugemaster, Graham Farish, Parkside Dundas, Peco, Corgi, EFE, Oxford Diecast, Scalextric, Airfix, Humbrol, Expo Tools and many others.

Portchester open Monday to Saturday 09:00 to 17:00,
Bognor Regis open Tuesday to Friday 10:00 to 17:00 and Saturday 09:00 to 13:00

WE
HAVE
MOVED

FLAIR RAIL

STOCKISTS OF MODEL RAILWAY EQUIPMENT
SECONDHAND BOUGHT AND SOLD

FIND US ON FACEBOOK 

WWW.FLAIR-RAIL.CO.UK

FLAIR RAIL, UNIT 7, SPRINGFIELDS, NURSERY
ESTATE, BURNHAM ON CROUCH. CMO 8TA
T: 01621 786198

E: ROGER@FLAIR-RAIL.CO.UK

OPEN: MONDAY TO FRIDAY 9.30-5.00
SATURDAY 9.30-4.00



York's Magnetic Mates



Architectural
Detailing
0, 00 and N scale



Precision laser cut architectural detailing.
Tiles, windows, doors, headers, valances,
brackets, steps, etc. Plus kits and tools.



Footbridge
in N, 00 and 0



Find us on
Facebook

www.yorkmodelmaking.co.uk

Alternatively send a large SAE for 0, 00 or N scale price lists to 01904 400358
York Modelmaking, Unit 13, Bull Centre, Stockton-on-Forest, York, YO32 9LE

THE HOBBY SHOP www.hobb-e-mail.com
122 West Street, Faversham, Kent, ME13 7JB Tel. 01795 531666
SMS Text no. 07889 818727



BACHMANN, BREKINA, BUSCH, DAPOL, FLEISCHMANN,
HELJAN, HERPA, HORNBY, IWATA, METCALFE, PECO, PREISER,
RATIO, REALTRACK, ROCO, SUNDEALA and much more

DCCconcepts are proud to present **Zen** Decoders.

Zen is a new decoder range with a personality all its own. **Zen** features unique design, great performance and it has an "installability" that is something special.

Decoders are all too often designed by engineers to suit engineers... Lots of features that are never used, dozens of light options and functions that are just not needed, too many wires, just too big to fit easily...

The list goes on and on - and it became very clear to us as we talked to modellers around the world that some issues were ignored and that is a problem because all model trains are not the same at all.

Some prototypes, made to a smaller loading gauge than the USA and parts of Europe, give modellers a real headache when the time comes for them to choose and install a decoder.

We wondered... Why does nobody think about the end user?

So... we did. We ignored convention, looking across problems not at them. We looked at need not want... and we enjoyed doing it. The name we chose just seemed to match our approach so well...

Zen is a range of 7 totally new DCC decoder designs that include the worlds smallest direct plug decoder, a totally universal micro 6-pin, as versatile 21 + 8-pin plus the smallest "Big decoder" there is...

Zen Buddha has huge power handling but is small in size. It has 6 functions and a 3Amp motor drive, plus 3 different forms of protection.

Zen Decoders all have multiple installation options - so one decoder fits many loco types. The range has choices for every common scale too!

Decoders are packed with an all-new Slim and very powerful Stay-Alive™ that is four times stronger and yet it is also both smaller and thinner than others for easy installation! (also sold separately in packs of 3)

We love **Zen**. We hope you do too!



DCC thinking outside the square
concepts

The Zen DCC decoder range and all other DCCconcepts products are distributed worldwide by DCCconcepts Pty Ltd.
3/13 Lionel Street, Naval Base WA 6165 Australia . Ph. 61 8 9437 2470 Fax. 61 8 9437 2471 www.dccconcepts.com
DCCconcepts welcomes Retailer and Distributor enquiries. DCCconcepts products are distributed throughout the
United Kingdom by Gaugemaster Controls Ltd., Ford Rd, Arundel Ph. +44 1903 884488 www.gaugemaster.com

By DCCconcepts
Zen

Unique performance, real usability



Decoders that WILL fit every locomotive...

ZN218 has 8 pin and 21pin 21MTC ability.

ZN668 is 6P direct & also includes 6pin to 6 pin & 8 pin to 8pin harness for complete installation flexibility

Zen 360 Direct
14.2 x 12.5 x 3.5mm

Zen ZN6D
13.5 x 8.5 x 3mm

Zen 218
22 x 16 x 4.5mm

Zen ZN668
13.5 x 8.5 x 3mm

Model Railway Baseboards

Any size board built for any scale model railway

We manufacture standard sized layout boards as well as any size required to your specification



Fixed, portable or modular boards for indoor & outdoor use

We also stock larger scale loco storage boxes & hardwood loco display plinths

01223 864029

www.model-railway-baseboards.co.uk

MODEL RAILWAY SOLUTIONS

Tel: 01202 798068

Email: info@modelrailwaysolutions.co.uk

Contact us for a quote on all your baseboard and helix requirements, either bespoke or from our own modular range.

Please take a moment to browse our online store or visit us at - Unit 1, 10-12 Alder Hills, Poole. Dorset. BH12 4AL.

www.modelrailwaysolutions.co.uk



Mercian Models

Locomotive, coach and wagon kits in scales ranging from H0 to Gauge 1.

GWR 14XX/58XX in 7mm, 10mm and 1/32 scales

Kits available in H0, OO, O and Gauge 1. Kits available in 3.5mm to 10mm scales - send for a list of availability or visit our new website at www.mercianmodels.tv



1a Market Way, Hagley, Stourbridge DY9 9LT
email: mercianmodels@hotmail.co.uk



Trains4U.com

01733 895989

Trains4U@btconnect.com

Peterborough's Model Railway and Slot Car Specialists



27 St. David's Square, Fengate,

Peterborough PE1 5QA

Open Tues-Sat 9am-5pm, Sun 10am-4pm

www.grimytimes.co.uk

WEATHERING SPECIALIST

GRIMY TIMES



Weathered locos for sale - SEE WEBSITE

ALL SCALES CATERED FOR RENUMBERING & RENAMING

EXCEPTIONAL
QUALITY &
PRICE

Contact Steve Tel: 01925 727436 Mobile: 07921830484

Email: grimytimes66@yahoo.co.uk (for weathering only)

Sankey Scenics

Over 650 different packs of
Quality Signage & Train Packs

NEW
ITEMS

COACH DESTINATION BOARDS



THE MOST
COMPREHENSIVE
RANGE OF
MODEL
SIGNAGE

Tel: 07565892209

www.sankeyscenics.co.uk

EXPERIENCE THE ULTIMATE IN CONTROLLER TECHNOLOGY

£69
PLUS £4.50 P&P



£115
PLUS £6.50 P&P



£69
PLUS £4.50 P&P



£129
PLUS £6.50 P&P



Fully tested
and guaranteed
for 5 years

The Vortrak four track and Vector twin track for OO/HO/N/009 (1amp per track), the Vesta N twin track is dedicated N gauge, the Vanguard for O gauge is twin track (2.5amp per track). Each controller has state of the art design, offering very best performance capability. Slow and fast speeds are superb. Internal separate transformers for each track from 220/240 AC mains. The Vector and Vesta for N also have 2 x Hand Held controllers with 2.5mtr leads plus a 12V DC accessories output, the Vortrak and Vanguard each have 2 x 5mtr Hand Held's plus the Vortrak 2 x 12V DC accessories and the Vanguard 1 x 12V DC accessories. Each controller has a sloping front desk type dark grey enclosure.

For full details or to order online visit

www.morleycontrollers.com

(Secure order site)

or telephone Morley Controllers on 01704 533 116

(Overseas enquiries +44 1704 533 116)

Morley Controllers – Choose the best!



PO Box 501, Southport, PR9 9ZL
Email enquiries: jet@morleycontrollers.com

Also at PO Box 1230, Wangara BC, Perth, Western
Australia 6947 Tel: (08)930 56358. <http://aus.morleycontrollers.com>



BTVR
ESTABLISHED 1958

BLOCKsignalling

www.blocksignalling.co.uk

Points Position Indicators Shuttles Capacitor Discharge Units Signal Modules with Infra-Red Trigger

Level Crossing Modules Traffic Light Modules Points Controller Semaphore Controller with Infra-Red Trigger

Modellers Mecca

FOLLOW US ON

Tel: 01384 278 206
sales@modellers-mecca.co.uk

The West Midlands largest model railway specialist. New, Used & Part Exchange.

450 Albion Street
 Wall Heath
 Kingswinford
 West Midlands
 DY6 0JP

Opening Times:
 Mon: 09.30 - 14.00
 Tues: 09.30 - 17.30
 Weds: 09.30 - 17.30
 Thurs: 09.30 - 14.00
 Fri: 09.30 - 17.30
 Sat: 09.30 - 16.00

Come and Browse Our Extensive Shop, with Knowledgeable and Welcoming Staff or...
Spend Over £50 Online and Get FREE POSTAGE
www.modellers-mecca.co.uk

NEW! The Old Workshop

OO / 4MM / 1:76

- * Instant download .pdf File
- * Pre-weathered finish
- * Fully detailed interior
- * A wide range of signage & posters included
- * Download it now for only £2.79!

"Packed with detail both inside & out!"

All Our Kits Are Now Available Pre-Printed... Call For Details!

modelrailwayscenery.com
 Tel: 01530 456952

MONK BAR model shop

Find us by Monk Bar
 2 Goodramgate
 York YO1 7LQ
 Tel. 01904 659423
info@monkbarmodelshop.co.uk

Model Railways - Diecast Planes & Vehicles
 Plastic Kits & Figures - Scalextric - Jigsaws

Open
 Monday - Saturday
 9am - 5.30pm
 Only 2 minutes
 from York Minster

Large selection of
 OO & N Gauge

Stockists of Hornby, Bachmann, Peco, Dapol, Gaugemaster, Ratio, Wills
 Woodland Scenics, Metcalfe, Oxford Diecasts, Base Toys and many more
www.collectable-models.co.uk

MORRIS MODELS NORTH LANCING

80 Manor Road, N Lancing,
 West Sussex, BN15 0HD
 Tel 01903 754850
www.morris-models.co.uk
info@morrismodels.co.uk

We are between Brighton & Worthing, just off A27 west of Shoreham Airport

Celebrate our 50th Anniversary with our Exclusive Limited Edition Wagon
 Lisher & Sons Lancing #50
 MM-001 - OO Gauge
 MM-002 - N Gauge
 £12.95 each
 + £3.20 pp

See our website for new Special Offers added each week

BICYC-LED
 OO/HO & N
 Cycles & M/cycles
 with working
 lights!!
 See our webshop
 for details
 Easy free parking!!
 Open Mon - Sat
 9.30 to 5.00

BRITISH RAILWAYS
 HORNBY PECO
CONTINENTAL RAILWAYS
 FLEISCHMANN Roco BRAMA TRIX
 herpa FALLER PREISER
 PLUS MANY OTHER RANGES OF SCENIC MATERIALS, BUILDINGS, VEHICLES etc

Pooleys Puffers

Model Railway Supplies, New & Second Hand Bought & Sold

Proprietor DAVID POOLE
 Diecast Models Kits & Accessories

Tel: 0191 4910202 / 4106386 Mobile: 07976 519178
www.pooleyspuffers.com e-mail: pooleyspuffers@btopenworld.com

382a Jedburgh Court, Team Valley Trading Estate,
 Gateshead, Tyne & Wear. NE11 0BQ

Mon - Thurs - 10:00am - 5:00pm
 Fri - Sat & Bank holidays please telephone for opening times
 Sunday - Closed
 All major cards accepted. Part exchange welcome

PECO HORNBY GAUGE MASTER DAPOL JAVIS METCALFE SUPERQUICK WILLS RATIO

Visit → scalescenes.com
 Download → Print → Build

ALL NEW
 Small Modern Station

A small package loaded with detail!
 ONLY £3.99

A great range of modern era signs and posters

Choice of red or cream brick
 Several colour schemes

Buy once unlimited prints

The home of quality downloadable card model railway kits since 2005

Card kits that pass closer inspection

View our large range of N and OO kits and texture sheets

scalescenes.com

Roxey MOULDINGS

58 Dudley Road, Walton-on-Thames,
 Surrey KT12 2JU Tel: 01932 245439

Online Shop: roxeymouldings.co.uk
 VISA/Mastercard/Maestro accepted

John Summers Hopper Wagon Kit for OO gauge

Now Ixion 0 Gauge Loco Stockists

Loco Kits
 in 4mm & 7mm Scales
Coach Kits
 in 4mm & 7mm Scales
Wagon Kits
 in 4mm & 7mm Scales
Wheels & Accessories
 in 4mm & 7mm
Mashima Motors & Gearboxes for 4mm & 7mm
Tenshodo Motor Bogies & Motors
Solders and Fluxes
Precision Paints
 (Exhibition Sales Only)
Price List A5 SAE

SPALDING MODEL RAILWAY 25TH EXHIBITION

www.spaldingmodelrailwayclub.org.uk

SATURDAY 15TH & SUNDAY 16TH NOVEMBER 2014

9.30am-10.00am each day Wheelchair & Disabled Visitors only
Sat: 10.00am - 5.00pm Sun: 10.00am - 4.30pm

**SPRINGFIELDS EVENTS CENTRE, CAMEL GATE, SPALDING, LINGS. PE12 6ET
(NEXT TO THE SPRINGFIELDS OUTLET SHOPPING CENTRE)**

**ADMISSION: ADULTS - £7.00 OAPS - £6.00 CHILDREN - £3.00
FAMILY TICKET FOR 2 ADULTS & 3 CHILDREN - £17.00**

- Over 30 Layouts
- Many Trade Stands
- FREE Parking
- FREE Colour Programme
- Restaurant
- Demonstrations
- Disabled Access
- AA Signposted



Photo taken by Paul Bason

EAST OF ENGLAND'S PREMIER MODEL RAILWAY SHOW

**EXHIBITION
SPONSORS**

HORNBY
magazine

SPONSORS OF HALL 1.
Featuring layouts from
Hornby Magazine

Tel: 01780 755131 Overseas: +44 (0)1780 755131
www.hornbymagazine.com email: subs@keypublishing.com

*Kytes Lights &
Model Enhancements*

Tel: 01243 842050
email: joekyte1@aol.com

MODEL
CHELTENHAM
CENTRE

Tel: 01242 523117 or 234644
sales@cheltenhammodelcentre.co.uk

D & E Videos

Tel: 0113 256 3415
email: charlie@dckits.co.uk

4mm/00 HEADBOARDS AND COACHBOARDS

GOLDEN ARROW

GOLDEN ARROW

GOLDEN ARROW

FLÈCHE D'OR

FEPHB350 GOLDEN ARROW MEGA-SET FOR UNREBUILT AND REBUILT BULLEIDS AND BRITANNIA LOCOS.

£18.05

FEPHB380 GOLDEN ARROW set for UNREBUILT BULLEIDS. Standard circular headboard with arrows and FLAG unit

£15.65

FEPHB381 GOLDEN ARROW set for REBUILT BULLEIDS and BRITANNIA BR Standards with arrows and FLAG unit

£14.30

FEPHB382 GOLDEN ARROW Slim rectangular board with arrows and FLAG unit

£13.70

FEPHB383 GOLDEN ARROW Standard rectangular BR/SR headboard

£6.60

FEPHB384 GOLDEN ARROW Standard rectangular BR/SR headboard

£6.60

FEPHB385 GOLDEN ARROW double-sided TWIN-FLAG unit only

£10.75

FEP4035/010 GOLDEN ARROW and FLECHE D'OR Coachboards.

£12.55



UK p&p per order

£1.90

Europe

£4.60

Outside Europe

£5.50

CALLERS BY APPOINTMENT ONLY

DEPT HHP, 4 HILL LANE CLOSE
MARKFIELD INDUSTRIAL ESTATE
MARKFIELD, LEICESTERSHIRE
LE67 9PN ENGLAND

TEL +44 (0)1530 245618 9am-5pm

LOW COST FOR UK LANDLINES

0844 815 9711

FAX +44 (0)1530 245958

EMAIL sales@fox-transfers.co.uk

TRANSFERS AND ETCHED PLATES

www.fox-transfers.co.uk



2 Springside Cottages, Dornafeld Road, Ipplepen
Nr Newton Abbot, S. Devon TQ12 5SJ
Telephone 01803 813749 (this has answering facilities)
Mobile: 0772 939094
Email: springsidemodels@btinternet.com

Hand Painted 4mm/00 Figures



RV75 Workmen
Set of 4 Painted £10.25



DA74 Standing Passengers
Set of 5 Painted £11.25



DA80 Seated Passengers
Male Painted £7.95



DA84 Dustmen and
Dustbins Painted £11.25



DA85 Assorted Seated
Passengers Painted £11.25



DA86 Assorted Standing Passengers
Painted £11.25



DA82 Policemen
Painted £7.95



DA88 Coach Cleaners
Painted £7.95



DA83 Station Staff
Painted £7.95



DA100 Railway Workmen
Painted £7.95



DA101 Railway Crew Set
Painted £7.95



DA102 Loco Crew Set
Painted £7.95



DA103 Workmen
Painted £7.95



DA104 Station Staff
Painted £7.95



DA105 Firemen
Painted £7.95

Please note we reserve the right to alter the painting on different batches.

We also produce 7mm painted figures and they are sold individually

We do not at the present time make any 2mm figures

We produce 3 separate catalogues 2mm and 4mm, 7mm/O gauge only and the Dornaplas plastic moulded items, they are £3.95 each post paid

Please send orders and payment by post or email or phone us. We accept payment by cash, cheque, debit and credit cards.

Post and Packing us £2.25 on orders under £50 and free on orders over £50 UK only

Overseas customers please email us for shipping costs

Please note we do not receive visitors at the Dornafeld Road and only by prior arrangement at our units

WEBSITE www.springsidemodels.com

Model Railway Show

Adults £6.50

SAT 25TH OCTOBER 10.30AM TO 5.30PM

Follow the signs from M5 junct.25

Seniors £5.50

SUN 26TH OCTOBER 10.00AM TO 4.30PM

**TAUNTON SCHOOL, STAPLEGROVE RD
TAUNTON, SOMERSET TA2 6AD**

Free bus from station

Under 16's £3.50

Families(2+2) £15.00

**More than 20 layouts
Over 20 traders**

Excellent hot food both days



Organised By Somerset Railway Modellers Club For Further Info : www.somersetrmc.org.uk

Kernow Model Rail Centre

Visit www.kernowmodelrailcentre.com or call our team on 01209 714099

UK POSTAGE & PACKING = £4 PER ORDER. ORDERS OVER £150 = POST FREE



| Look out for the BARGAIN prices highlighted in yellow! | |
|---|---------|
| Bachmann 00 Steam Locomotives | |
| 25-2014 Silver Anniversary Set w/Silver Jubilee & Class 47, NEW £214.99 | |
| 30-042 Digital Starter Set | £129.99 |
| 30-077 Junior Metropolitan Train Set | £129.99 |
| 30-077 Junior D-6 Saddle Tank 6 BR Black | £30.99 |
| 31-013 Class 7F No. 53089 BR Black L & Deeply Tender | £111.95 |
| 31-085 3200 Earl Class 4-4-0 9022 BR Black E/E tender | £114.99 |
| 31-086 3200 Earl Class 4-4-0 9017 BR Black E/E | £104.99 |
| 31-127 300x ROD No. 3023 BR Black E/E | £84.99 |
| 31-128 300x ROD No. 3036 BR Black E/E | £84.99 |
| 31-146 LNER Class D111 No. 62663 'Prince Albert' BR E/E | £101.99 |
| 31-318 Robinson Class J1 (GCR 9J) S17 LNER Black | £77.99 |
| 31-318 Robinson Class J1 (GCR 9J) S17 LNER Black | £77.99 |
| 31-464 Westminster Class G1 6-6 593 Southern Railway Black | £99.99 |
| 31-528 A2 No. 60534 'Happy Knight' BR Green L/C | £125.99 |
| 31-529 A2 No. 60533 'Irish Elegance' BR Green E/E | £124.99 |
| 31-530 A2 No. 526 'Sugar Plum' LNER Green | £125.99 |
| 31-564 V2 No. 5080 'Dunham School' BR Black E/E | £101.99 |
| 31-714 Class B1 61250 'A Harold Bibby' BR Lined Black E/E | £84.95 |
| 31-715 Class B1 No. 1123 LNER Lined Green | £78.99 |
| 31-727 GWR 3700 Class No. 3439 City of London GWR Green | £106.99 |
| 31-802 Midland Class 4F No. 3851 LMS, Johnson Deeply Tender | £77.99 |
| 31-881 Midland Class 4F No. 43875 BR Johnson Deeply Tender | £77.99 |
| 31-882 Midland Class 4F No. 43924 BR L/C Fowler Tender | £77.99 |
| 31-933 Midland 4-4-0 No. 41157 BR Lined Black with late crest | £114.99 |
| 31-964 A4 4-6-2 60004 'William Whitelaw' BR Green L/C | £109.99 |
| 32-129A Class 45x5 Prairie Tank No. 4545 BR Black E/E | £72.99 |
| 32-130 45x5 Prairie No. 4571 BR Lined Green | £67.99 |
| 32-140 Class 4575 Prairie No. 4585 BR Lined Green E/E | £69.99 |
| 32-154A L Class Class No. 31404 BR Lined Black L/C | £105.99 |
| 32-200A Class 8750 No. 3835 GWR, Johnson Deeply Tender | £77.99 |
| 32-219 Class 57XX No. 7717 BR Black E/E | £68.99 |
| 32-261 WD Austen 2-8-0 No. 90441, BR Black E/E | £111.99 |
| 32-508 Standard Class 5MT 73049 BR Green L/C, BR1 Tender | £105.99 |
| 32-509 Standard Class 5MT 73109 BR Black E/E, BR1 Tender | £105.99 |
| 32-550C Class A1 No. 60163 'Tornado' BR Express Blue | £128.99 |
| 32-628A Ivatt Class 2MT 2-6-0 46526 BR Green L/C | £89.99 |
| Bachmann 00 Diesel Locomotives | |
| 30-063 Torbay Express Train Set | £99.99 |
| 30-160 Rural Commuter Train Set | £99.99 |
| 31-054 Class 105 2 Car DMU BR Green w/whiskers | £93.99 |
| 31-535 Class 105 2 Car DMU BR Blue with full yellow ends | £69.99 |
| 31-537 Class 105 2 Car DMU BR Green with half yellow ends | £69.99 |
| 31-575 MPV Unit, Network Rail | £99.99 |
| 31-577 MPV Unit No. 98910 & 98960, Railtrack | £99.99 |
| 31-577A MPV Unit, Railtrack - weathered | £126.99 |
| 31-588 Class 70 Powerful No. 70 005 Freightliner, weathered | £129.99 |
| 31-655 Class 47, 47 301 Red Stripe Railfreight DCC Ready | £87.99 |
| 31-655 Class 47, 47 301 Red Stripe Railfreight DCC Ready | £87.99 |
| 31-995 LMS Prototype No. 10000, BR Brunswick Green | £97.99 |
| 31-996 LMS Prototype No. 10000, BR Brunswick Green | £97.99 |
| 31-997 LMS Prototype 10001 BR Brunswick Green full Eggshell | £97.99 |
| 32-106Z Class 08 Shunter 08 691 'Terrier' Freightliner, lightly whtd | £69.95 |
| 32-118 Class 08 No. 08 011 'Haversham' BR wasp stripes | £61.99 |
| 32-285 Class 101 2 Car DMU BR Green w/Speed Whiskers, NEW £127.99 | |
| 32-286 Class 101 2 Car DMU BR Gm w/smal yellow panels, NEW £127.99 | |
| 32-287 Class 101 2 Car DMU BR Blue & Grey, NEW £127.99 | |
| 32-288 Class 101 2 Car DMU BR Blue & Grey, NEW £127.99 | |
| 32-481 Class 40 No. D369 BR Green w/ Centre Head Code Box | £81.99 |
| 32-515A Derby Lightweight 2 Car DMU BR Green, half yellow ends | £123.99 |
| 32-517 Derby Lightweight 2 Car DMU BR Blue | £84.99 |
| 32-529B Class 55 Delic No. D9011, BR Two Tone Green | £82.99 |
| 32-734A Class 66 No. 66 101 D Schenker, weathered | £99.99 |
| 32-736 Class 66 No. 66 846 Colas Rail | £92.99 |
| 32-781A Class 370 No. 37 034 BR Blue Split head code, whtd. | £94.99 |
| 32-815 Class 47 No. 47 634 'Fire Fly' Intercity Swallow | £93.99 |
| 32-816 Class 47 No. 47 765 'Diamond Jubilee' | £93.99 |
| 32-817 Class 47 No. 47 765 'Diamond Jubilee' | £93.99 |
| 32-905 Class 108 2 Car DMU BR Blue & Grey with yellow ends | £68.99 |
| 32-906 Class 108 2 Car DMU BR Green with half yellow ends | £69.99 |
| 32-912 Class 108 3 Car DMU BR Blue with yellow ends | £83.99 |
| 32-913 Class 108 3 Car DMU BR Green with speed whiskers | £83.99 |
| 32-925A Class 150 2 Car DMU, First North Western weathered | £93.99 |
| 32-980 Class 66 No. 66 731 'InterurbG' GBRI Europort | £93.99 |
| Bachmann 00 Electric Units | |
| 31-031 Class 3501 Desiro 4 car EMU 3501 London Midland | £159.95 |
| 31-032 Class 3501 Desiro 4 car EMU 3502 London Midland | £159.95 |
| 31-265 Class 419 Motor Luggage Van No. 568001 BR (SR) Green | £69.99 |
| 31-266 Class 419 Motor Luggage Van No. 568006 BR (SR) Green | £69.99 |
| 31-267 Class 419 Motor Luggage Van No. 568009 BR Blue & Grey | £69.99 |
| 31-677 Class 85 Type ALs No. E3056 BR Blue (Pre-TOPS) | £94.95 |
| 31-678 Class 85 No. 85 026 BR Blue | £94.95 |
| Bachmann DCC Fitted 00 Locomotives | |
| 31-087DC 3200 Earl Class Steam 4-4-0 9003 GWR Green | £118.99 |
| 31-136DC LNER Class D112 Steam 6-6-0 'Erie Ochilree' | £92.99 |
| 31-137DC LNER Class D112 Steam 6-6-0 'Erie Ochilree' | £92.99 |
| 31-320DC Robinson Class J1 (GCR 9J) S17 LNER Black | £92.99 |
| 31-587DC Class 7 Diesel 7004 Freightliner Powerful | £131.99 |
| 31-628DC Class 3F 0-6-0 Steam Loco No. 43620, BR Black whtd | £101.99 |
| 31-656DC Class 47 Diesel Loco No. D1677 'Thor' BR yellow ends | £102.99 |
| 31-658DC Class 47 Diesel 47 190 'Pectinidae' Petroleum | £121.99 |
| 31-932DC Midland 4-4-0 Compound Steam 40934, BR E/E | £129.99 |
| 32-260DC WD Austen 2-8-0 No. 90448, BR Black L/C | £126.99 |
| 32-480DC Class 40 Diesel No. D211 'Mauretania' BR Green | £208.99 |
| Bachmann 00 Wagons & Coaches | |
| 31-080D 5 Plank China Clay Wagon No. 7405, BR Bxt, weathered | £39.99 |
| 31-083 5 Plank China Clay Wagon No. 743715 BR w/out whtd. | £39.99 |
| 31-084 5 Plank China Clay Wagon 743715 BR w/out whtd | £39.99 |
| 31-085 5 Plank China Clay Wagon 743715 BR w/out whtd | £39.99 |
| 31-825G 25 Ton Quaker Jarry Brake Van No. 55633 BR Bauxite | £17.99 |
| 31-929B 30 Ton Bogie Bolster Wagon B943680 Steel Pipes load | £13.95 |
| 31-930 30 Ton Bogie Bolster Wagon B942999 Steel Girders BR | £12.99 |
| 31-251D 57H Corridor Composite Coach No. 3526, LMS Crimson | £119.99 |
| 31-325C 501 Parcels Van, BR Maroon - weathered | £21.99 |
| 31-608 Mk1 2nd Suburban Open Coach, BR Crimson, weathered | £25.99 |
| 31-609 Mk1 2nd Suburban Open Coach, BR Maroon | £25.99 |
| 31-638 5 Plank Wagon with steel floor 'E. B. Mason' | £10.95 |
| 31-639 5 Plank Wagon with steel floor 'E. B. Mason' | £10.95 |
| 31-645 5 Plank Wagon No. 18 Farndon, wooden floor | £10.95 |
| 31-065 5 Plank Wagon with wooden floor 'Whittington' whtd. | £11.99 |
| 31-081F 7 Plank Open Wagon P153290 BR Grey with end door | £10.99 |
| 31-085A 7 Plank End Door Wagon North End | £10.99 |
| 31-112 7 Plank Fixed End Wagon North Sea Coal Co. | £10.99 |
| 31-113 7 Plank Fixed End Wagon 755 Shilstone Coalville | £10.99 |
| 31-158C 8 Plank Open Wagon P11136 BR Grey with lined ends | £11.95 |
| 31-162 8 Plank Open Wagon No. 22 R.W.Hill & Son, Fire Engine | £11.95 |
| 31-163 8 Plank Open Wagon 674 William Harrison Collieries | £11.95 |
| 31-167 7 Plank Wagon w/coal rails No. 1718 T.L. Hale Ltd | £11.95 |
| 31-188 7 Plank Wagon w/coal rails No. 150683 Mkg, whtd. | £12.99 |
| 31-208 8 Plank Wagon with Cokes Rails 'Sunline' | £11.99 |
| 31-320A Intermodal Coach 2 Pairs 20ft 'Kile & M.O.L.' | £37.99 |
| 31-578A 45 Ton TTA Tank Wagon No. 54858 ICN Methanol | £14.95 |
| 31-582C 45 Ton TTA Tank Wagon No. 3410 Shell Black | £14.95 |
| 31-584 45 Ton TTA Tank Wagon No. BR175135 Ciba-Geigy | £14.95 |
| 31-585 45 Ton TTA Tank Wagon 'Amoco' | £14.95 |
| 31-586 45 Ton TTA Tank Wagon 'Fire' | £14.95 |
| 31-654A 14 Ton Tank Wagon No. 34, Ronuk | £13.95 |
| 31-661 14 Ton Tank Wagon No. 311, ICI | £13.95 |
| 31-662 14 Ton Tank Wagon, Pease & Partners Ltd Darlington | £13.95 |
| 31-671 14 Ton Tank Wagons Triple Pk w/large flint, Fina weathered | £13.99 |
| 31-672 Triple Pack 14 Ton Tank Wagons 'British Tar' weathered | £13.99 |
| 31-684 14 Ton Tank Wagon with large flint 'Esso' Silver | £13.99 |
| 31-685 14 Ton Tank Wagon 36 large flint Melamp Oil | £13.99 |
| 31-710 14 Ton Tank Wagon 36 large flint Dark Grey | £13.99 |
| 31-713 8 Plank Open Wagon 674 William Harrison Collieries | £11.99 |
| 31-960 Conflat B707222 BR Bauxite, a container BR Crimson | £12.95 |
| 31-961 Conflat B707462 BR Bauxite, a container BR Bauxite | £12.95 |
| 31-962 Conflat B707462 BR Bauxite, a container BR Bauxite | £12.95 |
| 31-963 Conflat B707462 BR Bauxite, a container BR Bauxite | £12.95 |
| 31-964 Conflat B707462 BR Bauxite, a container BR Bauxite | £12.95 |
| 31-965 Conflat B707462 BR Bauxite, a container BR Bauxite | £12.95 |
| 31-966 Conflat B707462 BR Bauxite, a container BR Bauxite | £12.95 |
| 31-967 Conflat B707462 BR Bauxite, a container BR Bauxite | £12.95 |
| 31-968 Conflat B707462 BR Bauxite, a container BR Bauxite | £12.95 |
| 31-969 Conflat B707462 BR Bauxite, a container BR Bauxite | £12.95 |
| 31-970 Conflat B707462 BR Bauxite, a container BR Bauxite | £12.95 |
| 31-971 Conflat B707462 BR Bauxite, a container BR Bauxite | £12.95 |
| 31-972 Conflat B707462 BR Bauxite, a container BR Bauxite | £12.95 |
| 31-973 Conflat B707462 BR Bauxite, a container BR Bauxite | £12.95 |
| 31-974 Conflat B707462 BR Bauxite, a container BR Bauxite | £12.95 |
| 31-975 Conflat B707462 BR Bauxite, a container BR Bauxite | £12.95 |
| 31-976 Conflat B707462 BR Bauxite, a container BR Bauxite | £12.95 |
| 31-977 Conflat B707462 BR Bauxite, a container BR Bauxite | £12.95 |
| 31-978 Conflat B707462 BR Bauxite, a container BR Bauxite | £12.95 |
| 31-979 Conflat B707462 BR Bauxite, a container BR Bauxite | £12.95 |
| 31-980 Conflat B707462 BR Bauxite, a container BR Bauxite | £12.95 |
| 31-981 Conflat B707462 BR Bauxite, a container BR Bauxite | £12.95 |
| 31-982 Conflat B707462 BR Bauxite, a container BR Bauxite | £12.95 |
| 31-983 Conflat B707462 BR Bauxite, a container BR Bauxite | £12.95 |
| 31-984 Conflat B707462 BR Bauxite, a container BR Bauxite | £12.95 |
| 31-985 Conflat B707462 BR Bauxite, a container BR Bauxite | £12.95 |
| 31-986 Conflat B707462 BR Bauxite, a container BR Bauxite | £12.95 |
| 31-987 Conflat B707462 BR Bauxite, a container BR Bauxite | £12.95 |
| 31-988 Conflat B707462 BR Bauxite, a container BR Bauxite | £12.95 |
| 31-989 Conflat B707462 BR Bauxite, a container BR Bauxite | £12.95 |
| 31-990 Conflat B707462 BR Bauxite, a container BR Bauxite | £12.95 |
| 31-991 Conflat B707462 BR Bauxite, a container BR Bauxite | £12.95 |
| 31-992 Conflat B707462 BR Bauxite, a container BR Bauxite | £12.95 |
| 31-993 Conflat B707462 BR Bauxite, a container BR Bauxite | £12.95 |
| 31-994 Conflat B707462 BR Bauxite, a container BR Bauxite | £12.95 |
| 31-995 Conflat B707462 BR Bauxite, a container BR Bauxite | £12.95 |
| 31-996 Conflat B707462 BR Bauxite, a container BR Bauxite | £12.95 |
| 31-997 Conflat B707462 BR Bauxite, a container BR Bauxite | £12.95 |
| 31-998 Conflat B707462 BR Bauxite, a container BR Bauxite | £12.95 |
| 31-999 Conflat B707462 BR Bauxite, a container BR Bauxite | £12.95 |
| 32-000 Conflat B707462 BR Bauxite, a container BR Bauxite | £12.95 |
| 32-001 Conflat B707462 BR Bauxite, a container BR Bauxite | £12.95 |
| 32-002 Conflat B707462 BR Bauxite, a container BR Bauxite | £12.95 |
| 32-003 Conflat B707462 BR Bauxite, a container BR Bauxite | £12.95 |
| 32-004 Conflat B707462 BR Bauxite, a container BR Bauxite | £12.95 |
| 32-005 Conflat B707462 BR Bauxite, a container BR Bauxite | £12.95 |
| 32-006 Conflat B707462 BR Bauxite, a container BR Bauxite | £12.95 |
| 32-007 Conflat B707462 BR Bauxite, a container BR Bauxite | £12.95 |
| 32-008 Conflat B707462 BR Bauxite, a container BR Bauxite | £12.95 |
| 32-009 Conflat B707462 BR Bauxite, a container BR Bauxite | £12.95 |
| 32-010 Conflat B707462 BR Bauxite, a container BR Bauxite | £12.95 |
| 32-011 Conflat B707462 BR Bauxite, a container BR Bauxite | £12.95 |
| 32-012 Conflat B707462 BR Bauxite, a container BR Bauxite | £12.95 |
| 32-013 Conflat B707462 BR Bauxite, a container BR Bauxite | £12.95 |
| 32-014 Conflat B707462 BR Bauxite, a container BR Bauxite | £12.95 |
| 32-015 Conflat B707462 BR Bauxite, a container BR Bauxite | £12.95 |
| 32-016 Conflat B707462 BR Bauxite, a container BR Bauxite | £12.95 |
| 32-017 Conflat B707462 BR Bauxite, a container BR Bauxite | £12.95 |
| 32-018 Conflat B707462 BR Bauxite, a container BR Bauxite | £12.95 |
| 32-019 Conflat B707462 BR Bauxite, a container BR Bauxite | £12.95 |
| 32-020 Conflat B707462 BR Bauxite, a container BR Bauxite | £12.95 |
| 32-021 Conflat B707462 BR Bauxite, a container BR Bauxite | £12.95 |
| 32-022 Conflat B707462 BR Bauxite, a container BR Bauxite | £12.95 |
| 32-023 Conflat B707462 BR Bauxite, a container BR Bauxite | £12.95 |
| 32-024 Conflat B707462 BR Bauxite, a container BR Bauxite | £12.95 |
| 32-025 Conflat B707462 BR Bauxite, a container BR Bauxite | £12.95 |
| 32-026 Conflat B707462 BR Bauxite, a container BR Bauxite | £12.95 |
| 32-027 Conflat B707462 BR Bauxite, a container BR Bauxite | £12.95 |
| 32-028 Conflat B707462 BR Bauxite, a container BR Bauxite | £12.95 |
| 32-029 Conflat B707462 BR Bauxite, a container BR Bauxite | £12.95 |
| 32-030 Conflat B707462 BR Bauxite, a container BR Bauxite | £12.95 |
| 32-031 Conflat B707462 BR Bauxite, a container BR Bauxite | £12.95 |
| 32-032 Conflat B707462 BR Bauxite, a container BR Bauxite | £12.95 |
| 32-033 Conflat B707462 BR Bauxite, a container BR Bauxite | £12.95 |
| 32-034 Conflat B707462 BR Bauxite, a container BR Bauxite | £12.95 |
| 32-035 Conflat B707462 BR Bauxite, a container BR Bauxite | £12.95 |
| 32-036 Conflat B707462 BR Bauxite, a container BR Bauxite | £12.95 |
| 32-037 Conflat B707462 BR Bauxite, a container BR Bauxite | £12.95 |
| 32-038 Conflat B707462 BR Bauxite, a container BR Bauxite</ | |

| | | | | | | | |
|--|-------------|-------------|------------|-------------|--|--|--|
| Green | 083 £21.99 | 186B £21.99 | 037 £21.99 | 063B £17.99 | 377-802 FNA Nuclear Flask Wagon 38 - sloping floor/oval buffers. £24.99 | 2S-014-002 Class 45xx Steam Loco No. 452B BR Blk E/E. NEW £55.99 | 2F-023-002 Siphon H Bogie Van No. 1430 GWR. £12.99 |
| Maroon | 012C £22.99 | 121 £21.99 | | | 377-825A 20 Ton Prestlo Bulk Powder 'Bulk Tunnel Cement' Bauxite. £12.00 | 2S-014-003 Class 45xx Steam Loco No. 4571 BR Black. NEW £55.99 | 2F-023-003 Siphon H Wagon W1428, BR Maroon. £12.50 |
| Blue/Grey | 013B £21.99 | 122 £21.99 | 085 £17.99 | | 377-826A 20 Ton Prestlo Bulk Powder 'Crown Cement' Bauxite. £12.00 | 2S-014-004 Class 45xx Steam Loco 4566 GWR Green, withrd. NEW £59.99 | 2F-023-004 Siphon H Wagon W1434, BR Maroon. £12.50 |
| hoo/Crm | | | | | 377-827A 22 Ton Prestlo Bulk Powder 'Blue Circle Bulk Cement'. £12.00 | ND079F B17 2863 'Evertan' LNER Apple Green. £10.95 | 2F-023-005 Siphon H Wagon W1424 GWR, weathered. £14.00 |
| Mk1 | RMB | RFO | OK | FK | 377-828A 22 Ton Prestlo Bulk Powder 'Cement Marketing'. £12.00 | ND099M Class 86 No. 86 401 NSE. £39.99 | 2F-023-006 Siphon H Wagon No. 1430 GWR, weathered. £13.50 |
| Crim/Crm | | | | | 377-841 Triple Pack 22 Ton Prestlo Wagons Blue Circle Cement. £34.99 | ND099N Class 86 No. 86 261 EWS. £39.99 | 2F-023-007 Siphon H Wagon W1428, BR Maroon, weathered. £13.50 |
| Green | 108 £21.99 | 809 £21.99 | 817 £21.99 | 259 £17.99 | 377-835 FCA Bulk Powder Wagon Triple PK Metallair Grey weathered. £32.99 | ND099P Class 86 No. 86 606 Grey Freightliner. £39.99 | 2F-023-008 Siphon H Wagon W1434, BR Maroon, weathered. £13.50 |
| Maroon | | 808 £21.99 | 816 £21.99 | | 377-985 12 Ton Eastern Ventilated Fruit Van No. E22259 BR. £35.50 | ND099Q Class 86 No. 86 837 Freightliner Powerhaul. £39.99 | 2F-024-001 Siphon G Wagon 1447, GWR. £12.50 |
| Blue/Grey | | 811 £21.99 | 819 £21.99 | 164 £21.99 | | ND099S Class 86 Electric No. 86 605 Freightliner, non-motorised. £29.99 | 2F-024-002 Siphon G Wagon 1451, GWR. £12.50 |
| hoo/Crm | 98 £21.99 | 810 £21.99 | | | | ND101F Class 67 No. 67 024 EWS. £97.99 | 2F-024-003 Siphon G Wagon W1445, BR Maroon. £12.50 |
| 374-580 Mk2A BSO Brake 2nd Open E9430 BR Blue & Grey. £21.99 | | | | | | ND103F Class 58 No. 58 017 Trainload Coal. £107.99 | 2F-024-004 Siphon G Wagon W1457, BR. £12.50 |
| SPECIAL OFFER - BUY 4 OR MORE COACHES FOR £1 DISCOUNT ON EACH | | | | | | ND103G Class 58 No. 58 027 Mainline Grey. £91.99 | 2F-024-005 Siphon G Wagon 1447, GWR, weathered. £13.50 |
| Graham Farish N Wagons | | | | | | ND103H Class 58 No. 58 044 Unbranded Grey. £91.99 | 2F-024-006 Siphon G Wagon W1451 GWR Maroon, weathered. £13.50 |
| 373-035D PGA Bulk Aggregate Hopper Wagon, 'Yeoman'. £10.00 | | | | | | ND103I Class 58 No. 58 033 EWS - DCC Ready. £94.99 | 2F-024-007 Siphon G Wagon W1445 BR Maroon, weathered. £14.00 |
| 373-075E PCA Tapered Bulk Wagon TL69461 Ketton Cement. £9.00 | | | | | | ND1011E Class 43 Network Rail High Speed Train Pack. £89.99 | 2F-024-008 Siphon G Wagon No. 1457 BR, weathered. £13.50 |
| 373-215 24 Ton Ore Hopper Wagon, BR Grey Iron Ore. £11.00 | | | | | | ND119A Class 43 121 DMU Un-powered 55032 BR Gm's yellow panels. £34.99 | 2F-024-009 Siphon G Wagon No. 1443 GWR. £12.50 |
| 373-216 24 Ton Ore Hopper Wagon, BR Brown. £11.00 | | | | | | ND119C 121 DMU Un-powered W55029 BR Blue Set 129. £42.99 | 2F-024-010 Siphon G Wagon No. 1443 GWR, weathered. £13.50 |
| 373-217 24 Ton Ore Hopper Wagon, Richard Thomas. £11.00 | | | | | | ND119D 121 DMU Un-powered 55028 Network SouthEast. £44.99 | 2F-027-001 Silver Bullet NACCO ECC branding Pristine. £24.99 |
| 373-260B 8 Ton Cattle Wagon, BR Bauxite (Early). £11.00 | | | | | | ND122E HST Class 43 Book Set, Grand Central. £148.99 | 2F-027-002 Silver Bullet NACCO ECC branding Pristine. £24.99 |
| 373-360 BR Mk1 Horse Box No. E96330, BR Maroon. £16.99 | | | | | | ND122G HST Class 43 Book Set, Cross Country. £148.99 | 2F-027-003 Silver Bullet NACCO Pristine. £24.99 |
| 373-361 BR Mk1 Horse Box No. E96346, BR Maroon. £16.99 | | | | | | ND122H Class 43 Virgin HST Book Set - DCC Ready. £148.99 | 2F-027-004 Silver Bullet NACCO Pristine. £24.99 |
| 373-362 BR Mk1 Horse Box No. E96359, BR (SR) Green. £16.99 | | | | | | ND122I Class 43 HST Bookset, East Midlands Trains. £148.99 | 2F-031-002 6 Wheel Milk Tanker - Express Dairies. £12.99 |
| 373-403 31 Ton OAA Open Plank Wagon No. 100087 Railfreight. £8.50 | | | | | | ND128F A4 Steam No. 60016 'Silver King' - DCC Fitted. £131.95 | 2F-031-005 6 Wheel Milk Tank Wagon No. 172, Co-op Milk. £12.99 |
| 373-505D 46 Ton glw HEA Hopper Wagon No. 361684 EWS. £9.00 | | | | | | ND128G A4 60005 'Sir Charles Newton' BR - DCC Fitted. £131.95 | 2F-034-008 21 Ton Hopper Wagon No. 154, G. Weaver, weathered. £9.50 |
| 373-524 12 Ton Tank Wagon, Bitulums. £9.00 | | | | | | ND128HD A4 No. 60094 'Colorado' BR Lined Green L/C. £131.95 | 2F-034-010 21 Ton Hopper Wagon No. 154, G. Weaver, weathered. £9.50 |
| 373-555 14 Ton Tank Wagon, 'Mobil'. £9.00 | | | | | | ND129D A4 60094 'Colorado' BR Lined Green L/C. £131.95 | 2F-034-022 21 Ton Hopper Wagon 8441834K Charrington weathered. £9.50 |
| 373-700B 12 Ton Ventilated Van Planked Sides, BR E/Bauxite. £10.99 | | | | | | ND129A 4-6-2 A3 No. 60045 'Lemburg' BR Green L/C. £111.95 | 2F-036-002 Bulk Grain Hopper Wagon 32, Bass Charrington. £12.50 |
| 373-712A 12 Ton Ventilated Van Planked Sides ZRV Olive Green. £10.99 | | | | | | ND129B 4-6-2 A3 No. 2750 'Papyrus' LNER Apple Green. £114.99 | 2F-036-003 Bulk Grain Hopper Wagon No. 42302, GW Grey. £12.50 |
| 373-703A 12 Ton Ventilated Van Planked Sides, BR Bauxite Late. £10.99 | | | | | | ND129C A3 Steam No. 60070 'Gladiator' BR Green E/C. £111.95 | 2F-036-006 Bulk Grain Hopper Wagon Bass Charrington weathered. £13.50 |
| 373-725C 10 Ton Insulated Van Planked Sides, BR White. £10.99 | | | | | | ND129D A3 Steam No. 60070 'Gladiator' as above - DCC Fitted. £131.95 | 2F-036-007 Bulk Grain Hopper Wagon 42302 GWR Grey weathered. £13.50 |
| 373-726C 10 Ton Insulated Van Planked Sides, BR Late Bauxite. £10.99 | | | | | | ND129F A3 Steam No. 60106 'Flying Fox' BR Green L/C. £111.95 | 2F-036-008 Bulk Grain Hopper No. 70034, LMS Brown - weathered. £13.50 |
| 373-727A 10 Ton Insulated Van Planked Sides, BR Light Blue. £10.99 | | | | | | ND129FD A3 Steam No. 60106 'Flying Fox' as above - DCC Fitted. £131.95 | 2F-036-017 Bulk Grain Hopper 16 Scottish Grain Distilleries. £12.50 |
| 373-751C 12 Ton Ventilated Van Plywood Sides, BR E/Bauxite. £10.99 | | | | | | ND129G A3 Steam No. 2744 'Grand Parade' LNER Green. £111.95 | 2F-038-012 20 Ton Steel Wagon 12, Cilely, weathered. £10.95 |
| 373-752 12 Ton Ventilated Van Plywood Sides, BR Late Bauxite. £10.99 | | | | | | ND129HD A3 Steam 'Grand Parade' as above DCC Fitted. £131.95 | 2F-039-003 Telescopic Hood Wagon 33 70 589 9 096-4 Tiphook. £16.95 |
| 373-776D 45 Ton glw TTA Tank Wagon, 'Esso'. £11.99 | | | | | | ND129H A3 No. 60094 'Colorado' BR Lined Green E/C. £111.95 | 2F-047-001 CCT Van No. 522795, SR Green. £14.50 |
| 373-777C 45 Ton glw TTA Tank Wagon, 'Shell BP'. £11.99 | | | | | | ND129HD A3 60094 'Colorado' BR Green E/C - DCC Fitted. £131.95 | 2F-047-002 CCT Van No. M527467, BR Engineers Red. £14.50 |
| 373-785 46 Ton glw TTA Tank Wagon Triple Pack, weathered. £12.99 | | | | | | ND145F Class 26 No. 26 040 BR Blue - DCC Ready. £91.99 | 2F-047-003 CCT Van No. M527467, BR Engineers Red. £14.50 |
| 373-878B 24 Ton MFA Open Box Mineral Wagon, 'EWS'. £11.99 | | | | | | ND145G Class 26 No. 26 040 BR Blue - DCC Ready. £91.99 | 2F-047-004 CCT Van No. M527467, BR Engineers Red. £14.50 |
| 373-900E 46 Ton glw HAA Hopper Wagon 354776 BR weathered. £11.99 | | | | | | ND145H Class 26 No. 26 040 BR Blue - DCC Fitted. £111.99 | 2F-047-005 CCT Van No. M527467, BR Engineers Red. £14.50 |
| 373-901C 46 Ton glw HAA Hopper Wagon 351154 EWS weathered. £11.99 | | | | | | ND145H Class 26 No. D5307, BR Green - headcode disks. £91.99 | 2F-047-006 CCT Van No. M527467, BR Engineers Red. £14.50 |
| 373-902B 46 Ton glw HAA Hopper 351767 Trainload Coal. £10.99 | | | | | | ND205A Class 27 Diesel No. D5356, BR Green. £97.99 | 2F-047-007 CCT Van No. M527467, BR Engineers Red. £14.50 |
| 373-950B HCA Hopper Wagon with dust cover, Transrail, weathered. £11.99 | | | | | | ND205B Class 27 Diesel No. D5381 BR Green w/small yellow ends. £89.99 | 2F-060-001 Grampus Wagon No. DB990641, Indian Red. £13.00 |
| 377-056 5 Plank Wooden Floor 'Alfred Jukes'. £8.99 | | | | | | ND205C Class 27 Diesel No. 27 008, BR Blue. £97.99 | 2F-060-002 Grampus Wagon No. DB990648, Indian Red. £13.00 |
| 377-085 7 Plank End Door Wagon 'Park Lane Wagon'. £9.99 | | | | | | ND205D Class 27 Diesel 27 032, BR Blue with full yellow ends. £97.99 | 2F-060-003 Grampus Wagon No. DB998546 Dutch Civil Engineers. £13.00 |
| 377-095 7 Plank Wagon Coal Trader Triple Pack. £22.99 | | | | | | ND205DD Class 27 Diesel 27 032 as above - DCC Fitted. £117.99 | 2F-060-004 Grampus Wagon No. DB991643 Dutch Civil Engineers. £13.00 |
| 377-096 7 Plank Wagon Coal Trader Triple Pack. £22.99 | | | | | | ND207C Q1 Steam Loco 0-6-0 C1 in Southern Black livery. £99.99 | 2F-060-005 Grampus Wagon No. DB991601, BR Black. £13.00 |
| 377-225C 16 Ton Steel Mineral Wagon with top flap doors, BR. £8.99 | | | | | | ND209C Class 122 Single Car DMU No. TDB975023 BR Blue. £97.99 | 2F-060-006 Grampus Wagon No. DB991601, BR Black. £13.00 |
| 377-226B 16 Ton Steel Mineral Wagon with top flap doors, BR Bxt. £8.99 | | | | | | | 2F-071-007 Plank Open Wagon No. 37459 SR Brown, weathered. £8.99 |
| 377-250D 16 Ton Steel Mineral Wagon, BR Grey. £8.99 | | | | | | | 2F-071-011 Plank Open Wagon No. 48 Ammanford Colliery, weathered. £8.99 |
| 377-251C 16 Ton Steel Mineral Wagon, BR Light Grey. £8.99 | | | | | | | 2F-071-012 Plank Open Wagon No. 326, ICI, weathered. £8.99 |
| 377-253A 16 Ton Steel Mineral Wagon, BR Bauxite. £8.99 | | | | | | | 2F-071-013 Plank Open Wagon No. 326, ICI, weathered. £8.99 |
| 377-277B 27 Ton Steel Tippler Wagon, BR Grey 'Iron Ore' weathered. £7.50 | | | | | | | 2F-071-017 Plank Open Wagon No. 06577, GW Grey - weathered. £8.95 |
| 377-301C 20 Ton Ex-LMS Brake Van, BR (M) Grey. £12.99 | | | | | | | NB074R Silver Bullet China Clay Slurry Tanks. £25.95 |
| 377-310B 20 Ton Brake Van, LMS Grey. £12.99 | | | | | | | NB112 20 Ton Steel Mineral Wagon West Midlands Electricity. £8.50 |
| 377-325A Conflat with BD Container 'Speedfreight'. £9.99 | | | | | | | NB115B 6 Wheel Milk Tank in Milk Marketing Board. £13.00 |
| 377-340A Conflat with 2 AAF Containers, BR Insulated White. £10.99 | | | | | | | NC059C Gresley First Class Coach E11015E BR Crimson & Cream. £18.99 |
| 377-341B Conflat with 2 AAF Containers, Birds Eye. £10.99 | | | | | | | NC226B Mk3 Trailer First TF Coach No. 45002, Cross Country. £20.99 |
| 377-451B 16 Ton Slope Sided Riveted Door Mineral Wagon. £8.99 | | | | | | | NC227A Mk3 TS Coach No. 42263, Intercity without buffers. £19.00 |
| 377-550B 31 Ton OCA Drosipede Open Wagon BR Departmental. £13.99 | | | | | | | NC227A Mk3 TS Coach No. 42341 East Midlands Trains (HST) Coach E. £19.00 |
| 377-575C 102 Ton glw IIA Bulk Coal Hopper Wagon, GBRI (VTG). £16.99 | | | | | | | NC227C Mk3 Trailer Standard TS 42284 Intercity without buffers. £19.00 |
| 377-577A 102 Ton glw HVA Bulk Coal Hopper Wagon, GBRI Coal. £16.99 | | | | | | | |
| 377-603 80 Ton glw HVA Bogie Bolster Wagon No. DC96004. £20.99 | | | | | | | |
| 377-625A 12 Ton BR Plywood Fruit Van. £875716 BR Bauxite. £10.99 | | | | | | | |
| 377-627A 12 Ton BR Ventilated Van B774447 BR Bauxite. £10.99 | | | | | | | |
| 377-675A 100 Ton JPA Cement Wagon 'VTG Lafarge Cement' Silver. £21.99 | | | | | | | |
| 377-676A 100 Ton JPA Cement Wagon 'VTG Lafarge Cement' Grey. £21.99 | | | | | | | |
| 377-700 JJA Mk2 Auto-Ballaster Generator Unit, Railtrack. £19.99 | | | | | | | |
| 377-701 JJA Mk2 Auto-Ballaster Non-Generator Flat Top Railtrack. £19.99 | | | | | | | |
| 377-730A ZAA Wagon BR Departmental Yellow & Grey (Dutch). £13.00 | | | | | | | |
| 377-800 FNA Nuclear Flask Wagon 14 - flat floor/round buffers. £24.99 | | | | | | | |
| 377-801 FNA Nuclear Flask Wagon 23 - flat floor/round buffers. £24.99 | | | | | | | |

Call our team on 01209 714099 • 98A Trelowarren Street, Camborne, Cornwall TR14 8AN • www.kernowmodelrailcentre.com



SAS
Est. 1991
specialauctionsservices.com

FINE HORNBY AT SPECIAL AUCTION SERVICES

We hold at least nine sales a year including Hornby Railways, Hornby-Dublo, Triang-Hornby, Hornby 0 Gauge and Hornby AChO. We are now taking in lots for our special 'Trains Galore' auction on December 10 and 11, which last year realised over £260,000.

Contact:
Hugo Marsh or Bob Leggett
on 01635 580595

81 Greenham Business Park, Newbury RG19 6HW
hugo@specialauctionsservices.com

THE HEREFORD MODEL CENTRE

SALES LINE
01432 352809

EMAIL US ON SALES@HEREFORDMODELS.CO.UK
www.herefordmodels.com

4 COMMERCIAL ROAD, HEREFORD, HEREFORDSHIRE, HR1 2BA
OFFICIAL HORNBY COLLECTORS CENTRE

!!!!SPECIAL EDITIONS!!!!

Ltd Edition Hereford models
Bachmann Limited Editions
with Max run of 504
32-900Y CL108 in Blue/ Grey with Black
window surrounds and Welsh Dragon embel-
ishment on front C970£69.95
33-300F 20 Ton Toad Brake Van GWR Merthyr
.....£11.35
A Reese Coal Merchants Credenhill..... £9.75

NEW RELEASES

R3283 Bagwall Shunter£25.75
R3134 Northern Belle Train Pack...£117.00

HORNBY Steam Locomotives

R3119 Duchess of Abercorn.....£107.50
R3127 Schools Class Cheltenham SR...£55.50
R3017XBR Patriot£119.00
R3104 J94 Norman.....£54.45
R2679 A1/A1X Terrier GWR.....£40.00
R2827 Cheltenham Schools.....£94.45
R2999XB1 BR Early£106.99
R2999 B1 BR Early£94.95
R3060 Tornado (Railroad).....£61.45

HORNBY TRAIN PACKS

R2696 CL101 - 2 Car£65.25
R2952 Imperial Airways.....£159.95
R2981 London Olympic.....£158.00
R3059 Tornado Train Pack.....£128.45
R3154 Titfield Thunderbolt Set£98.45

HORNBY Diesel Electric Locomotives

R3180 Tarmac Sentinel£44.95
R3037XS CL08 Green£149.25
R3183 Class 67 Arriva£107.45
R3136 Network Class 73.....£53.45
R3146 CL101 Blue/Grey.....£78.45
R3147 CL101 Green.....£78.45
R2508 CL121.....£47.50
R2508ACL121.....£45.75
R2644 CL121 Choc/Cream£47.50
R2646 CL56 BR Grey.....£72.95
R2647 CL56 BR Grey.....£72.95
R2650 CL66.....£51.95
R2652 CL66.....£51.95
R2668 CL121.....£45.75
R2803XS CL31 BR£163.99
R2977XS CL08 BR Green.....£158.00
R3052 CL56 Richard Trevithick..... £98.45
R3141 CL60 Tata Steel.....£117.45

HORNBY TRACK

R070 Turntable£57.95
R083 Buffer Stop£1.35
R207 Track Fixing Pins£1.75
R394 Hydraulic Buffer£3.95
R600 Straight.....£1.30
R601 Double Straight.....£1.95
R604 Curve 1st Rad.....£1.75
R605 Double Curve 1st Rad.....£2.05
R606 Curve 2nd Rad.....£1.70
R607 Double Curve 2nd Rad.....£2.20
R608 Curve 3rd Rad.....£1.70
R609 Double Curve 3rd Rad.....£1.95
R610 Short Straight.....£1.15
R614 LH Diamond Crossing.....£9.25
R615 RH Diamond Crossing.....£9.25
R617 Uncoupling Ramp£2.30
R618 Double Isolating Rail£6.95
R620 Railer Uncoupler.....£4.25
R628 Half Curve 3rd Rad.....£1.70
R643 Half Curve 2nd Rad.....£1.40
R8026 Power Track£3.75
R8072 LH Point.....£8.45
R8073 RH Point£8.45
R8074 LH Curved Point£14.25
R8075 RH Curved Point.....£14.25
R8076 Y Point£10.25
R8077 LH Express Point£13.95
R8078 RH Express Point.....£13.95

HORNBY Track Accessories

R076 Footbridge.....£11.85
R169 Junction Home Signal.....£8.50
R170 Junction Distant Signal.....£8.50
R171 Single Home Signal.....£6.50
R172 Single Distant Signal.....£6.50
R189 Single Brick Bridge£6.65
R394 Hydraulic Buffer£3.95
R406 Colour Light Signal.....£18.95
R499 River Bridge.....£10.70
R574 Trackside Accessories.....£10.00
R626 Point Underlay£3.20
R636 Double Level Crossing.....£15.25
R638 Track Underlay£27.95
R645 Single Level Crossing.....£8.95
R657 Girder Bridge.....£11.45
R658 Inclined Pier Set£8.50
R659 High Level Pier Set.....£5.60
R660 Elevated Track Side Walls£16.45
R909 Track Supports.....£6.45

HORNBY TRACKSIDE

R8008 Suspension Bridge.....£35.95
R334 Station Canopy.....£18.95
R460 Straight Platform.....£2.95
R462 Large Curve Platform.....£3.95
R463 Small Curve Platform.....£3.20
R464 Platform Ramp.....£3.20
R495 Platform Subway£3.20
R510 Platform Shelter£9.45
R513 Platform Fencing.....£6.45
R514 Platform Canopies.....£10.45
R590 Station Halt.....£17.95

R8000 Country Station£26.75
R8001 Waiting Room.....£15.85
R8002 Goods Shed.....£18.95
R8003 Water Tower.....£10.95
R8004 Engine Shed.....£16.50
R8005 Signal Box.....£13.75
R8006 Diesel Maintenance Depot.....£18.75
R8007 Booking Hall.....£22.45
R8009 Station Terminus£40.00

HORNBY Control Equipment

R044 Point Switch£5.95
R046 Two Way Switch.....£5.95
R047 On/Off Switch.....£5.95
R602 Power Connecting Clip.....£1.50
R8014 Point Motor.....£3.65
R8015 Point Motor Housing.....£2.95

BACHMANN Steam Locomotives

31-319 J11 BR Early.....£76.45
31-086 Earl Class BR Black.....£98.50
31-087DC Earl Class GWR Green.....£110.95
31-881 Class 4F BR Early.....£76.45
31-882 Class 4F BR Late Crest£76.45
32-203A Class 8750 BR Black£68.65
32-261 WD Austerity£110.40
32-260DC Wd Austerity£125.29
31-933 BR Compound Late Crest£112.88
31-932DC BR Compound.....£127.75
31-136DC D11/2£115.9
31-135 Lady of the Lake D11.....£100.25
31-979 BR Standard 3MT.....£78.40
31-213DS Patriot BR Late.....£201.45
32-140 BR Green Prairie.....£68.30
32-508 Standard 5MT BR.....£104.55
31-128 BR ROD Weathered£102.45
31-127 Class 3000 BR Early ROD ... £118.45
31-465 C Class BR£93.46
31-463 C Class SECR£96.00
31-464 C Class SR£96.00
32-550A A1 Tornado Apple Green... £109.45
32-550B Tornado BR Green£127.95
31-965 A4 Wild Swan BR£94.45
32-551DS A2 Seaeagle BR£196.99
31-964 A4 W Whitelaw BR.....£94.45
31-001 Robinson BR Late Crest£94.99
31-003 Robinson LNER.....£94.99
31-475A G2A BR Late.....£66.50
31-479 G2A BR Black Late£80.95
31-526 A2 Bachelors Button£101.99
31-527 A2 Tudor Minstrel.....£96.45
31-530 A2 Sugar Palm£107.99
32-130 CL45 Prairie BR Green Late £59.75
32-311 BR Early Collett.....£52.65

32-500 5MT Class BR - 73068.....£70.99
31-626A 3F BR.....£71.25
31-627A 3F LMS.....£71.25
31-500B V2 Green Arrow£85.70
31-564 V2 Durham Schools£85.70
31-565 V2 BR Green£85.70
32-954 4MT Black BR Early.....£87.50
32-955 4MT Black BR Late£87.50

BACHMANN Diesel/Electric Locomotives

32-481 Class 40 Green.....£81.55
31-995 LMS 10000 BR Green£89.45
31-996 LMS 10000 BR Green£89.45
32-114AClass 08 BR Black£61.15
32-118 Class 08 Haversham£61.15
32-815 Class47 InterCity£89.20
31-658 Class 47 Petroleum Sector...£97.70
32-980 Class 66 GBRF.....£86.40
31-655 Class47 Railfreight£86.35
31-256DC Midland Pullman£269.95
31-653 CL47 Scotrail£86.35
32-905 CL47 Two Tone Green£70.25
32-905 CL108 Blue/Grey£93.50
32-906 CL108 Green£93.50
32-913 CL108 3 Car Green£114.50
32-781A CL37/0 BR Blue.....£83.89
32-515A Derby Lightweight Green£93.97
32-516A Derby Lightweight Green£93.97
31-677 CL85 BR Blue£85.99
32-117 CL08 BR Green.....£63.45
31-026 CL166£74.75
31-027 CL166£74.75
31-268 MLV NSE£83.26
31-269 MLV Jaffa Cake£83.26
31-426 CL411 BR Green£99.99
31-377 CL416 2EPB£85.99
31-575 Windhoff MPV NWR£108.00
31-586 CL70 Freightliner.....£83.95
31-326A CL105 BR Green£80.50
32-526DS CL55 BR Blue£147.50
32-679DS CL45 BR Green.....£151.95
32-750 DC - CL57 FL - 57008£52.95
32-803 CL47£58.95
32-900B CL108 BR Green£71.45
32-910 CL108 Blue/Grey.....£74.95
32-926 CL150 Regional.....£63.50
31-265 MLV Green£62.45
31-266 MLV with yellow panel£62.45
31-267 MLV Blue/Grey£62.45

ORDER BY TELEPHONE

Orders taken 6 days a week
9-5.30 Monday to Saturday
01432 352809

MAIL ORDER SERVICE

ALL PRICES VALID UNTIL 31.10.14.

You must state these prices when ordering

POSTAGE & PACKING RATES PER ORDER:

UK Standard Postage£3.00p
UK Insured Postage and Packing Rate£6.50p
UK Courier Transport and Packing Rate£9.00p

Worldwide at cost. VAT free to non EC.

**Train Sets/Packs and Controllers/Handsets

Postage charged at cost**

PRICES SUBJECT TO CHANGE WITHOUT NOTICE

Please allow 7 days for clearance when paying by cheque

PLEASE QUOTE OUR SPECIAL PRICES WHEN YOU VISIT US.

Credit Cards Welcome - Visa, Mastercard, Maestro

Please state expiry date

**SAVE 10%
BOOK ONLINE**
(FOR A LIMITED TIME ONLY
£1 SAVING)

IN ASSOCIATION WITH:
BRM RMweb

SPONSORED BY:
GRAHAM FARISH **BRACORAMA**

THE EAST'S PREMIER MODEL RAILWAY SHOW
PETERBOROUGH

NATIONAL FESTIVAL

OF RAILWAY MODELLING

EAST OF ENGLAND SHOWGROUND, PE2 6XE
18TH & 19TH OCTOBER 2014

FREE PARKING
FREE SHUTTLE BUS
FROM PETERBOROUGH TRAIN STATION

VIEW MORE THAN 30 MODEL RAILWAYS

BROWSE UP TO 100 QUALITY TRADERS

SHOP FROM SPECIALIST EXHIBITORS

MEET CLUBS AND SOCIETIES

BOOK ONLINE - SAVE 10%
WWW.MODEL-RAILWAYS-LIVE.CO.UK
OR PHONE 01778 391123 (MON-FRI - 9AM-5PM)
Booking closes 9am 10th October 2014

OPENING TIMES
SATURDAY: 10AM-5PM - SUNDAY: 10AM-4:30PM

MUST-SEE LAYOUTS
YOUR CHANCE TO SEE THE MOST EXCITING LAYOUTS INCLUDING...

03.24 8-8-63 PROJECT - DYNA HYFYD - FISHERTON SARUM
WELLBRIDGE - RUMBLING BRIDGE
PLUS MANY MORE

ADULT: £10.00 CHILD: £4.50 (UP TO 16YRS)
FAMILY: £29.00 (2 ADULTS & 3 CHILDREN)
FREE SHOWGUIDE &
30 MINUTES EARLY ENTRY WHEN BOOKED IN ADVANCE

WWW.MODEL-RAILWAYS-LIVE.CO.UK

Realistic Trees At Realistic Prices

CHECK THE WEBSITE FOR OUR FULL RANGE OF MODELLING PRODUCTS

| | | | |
|---|---|--|---|
|  |  |  |  |
| PL1250 | PL22101 | PL22102 | PL22CB |
| 250mm Tall Birch Tree Only £15.00ea | 120/130mm Tall £2.50ea, 5+ £2.45ea, 10+ £2.35ea | | 130mm Tall £2.75ea, 5+ £2.65ea |
| Gift sets and vouchers from £10 also available to buy online | | | |
| W: themodeltreeshop.co.uk E: sales@themodeltreeshop.co.uk | | | |
| The Model Tree Shop, 4 David Hume View, Chirnside, Duns, TD11 3SX | | | |
| Tel: 01890 819021 | | Fax: 01890 817 111 | |
| My Hermes £4.95 P&P Royal Mail £6.95 P&P | | | |

WANTED

**TOP CASH PRICES PAID FOR
YOUR COLLECTION**

Of N to G Scale Model Railway

**Hornby, Bachmann, Heljan, Farish, LGB,
Wrenn, DJH and other Kits Built & Unbuilt**

We purchase your whole collection

Layouts Dismantled - Distance No Object

**WE WILL NOT BE BEATEN ON PRICE
DO NOT MISS OUT**

New Improved Website Selling Discontinued

WWW.SANDJMODELS.CO.UK

**Lists of items for sale/wants lists to:
16 CHESTER ROAD, CASTLE, NORTHWICH,
CHESHIRE CW8 1JB
Tel: 01606 872786
Email: sjmodels@tiscali.co.uk**

THE FAREHAM & DISTRICT MRC PROUDLY PRESENT THE SECOND FAREHAM RAILEX

At 1000 Lakeside, North Harbour,
Cosham, PO6 3EN

Sat, 4th Oct 1000 ~ 1730

Sun, 5th Oct 1000 ~ 1630

Up to 20 layouts booked

Demonstrations

Admission £5

Accompanied

Children Free

Full Trade Support by National and

Local Names including

Squires & Gaugemaster

Free Heritage Bus Service from Cosham Station
and Hilsea Lido to Lakeside (courtesy SDTHT)

Stunning north-lit venue, ample free parking

On-site catering outlets

www.fareham-mrc.org.uk/railex-2014

and @farehammrc



& District Model Railway Club



Illustrated Catalogues Including Post

00.009 (1/76th Scale) In Colour £6

N (1/148th) In Colour £5

O (1/143rd) In Colour £4

Mail Order By Return P+P £4, over £40 Post Free

Unpainted metal kits-glue with epoxy glue (£5.75)



166 Three Bridges Road, Crawley, Sussex, RH10 1LE
Tel: 01293 516329 Fax: 01293 403955 www.langleymodels.co.uk

**OO SCALE Foster Portable Steam
Engine £25.29 Deepsea divers £5.65
loads of kits in our catalogue**



**6 Station Staff and
Sack barrow £5.50**

| | | | |
|--|---------|--|---------|
| Painted 2 Wooden Barrels Weathered | £ 4.65 | Horse drawn Coal Cart | £ 15.10 |
| Painted Lifebelts and Stands | £ 8.35 | Horse drawn Brewery Dray | £ 16.35 |
| Painted Mangle, tin bath and bucket | £ 8.80 | 3 horse Railway Delivery lorry (5 ton) | £ 21.00 |
| Painted Sundial, bird bath & flower pots | £ 8.35 | Scammell 34ft Canvas covered trailer | £ 29.55 |
| Painted Water Butt and 4 Flower Tubs | £ 8.95 | Scammell 34ft flatbed trailer | £ 21.85 |
| Painted Private Siding Gate | £ 10.35 | Horse Drawn Tanker (milk or fuel artwork) | £ 17.40 |
| Painted Small 5 Bar Gate | £ 6.75 | Landule- wedding carriage horse drawn | £ 15.40 |
| Painted 10 Chimney Pots (terracotta) | £ 4.10 | horse drawn Water Dandy (cart) | £ 12.40 |
| Painted Milkman & Milk Crates | £ 9.65 | Hansom cab (horse drawn) | £ 12.40 |
| Painted Loco Driver & Fireman | £ 5.25 | 2 horse Delivery Trolley | £ 12.40 |
| Painted Loco Crew 2 x Diesel Drivers | £ 5.25 | early Motor Cycle & Rider | £ 5.40 |
| Painted Waterfowl-swans and ducks etc | £ 10.10 | 2 parked Motor Cycles | £ 5.40 |
| Painted Pigs / piglets and feeding trough | £ 8.35 | AA Motorbike/sidecar & Riding Figure | £ 5.40 |
| Painted 5 Assorted Firemen Action Figs | £ 11.35 | RAA Motorbike/sidecar + fig Incl transfers | £ 5.40 |
| Painted Modern Firefighters(brown unif'm) | £ 11.35 | 2 Modern Motorcycles and figures | £ 7.30 |
| Painted 1970/80's Firefighters(blk/yellow) | £ 11.35 | Motor cycle, rider & sports sidecar | £ 5.90 |
| Painted Picnic and lounging figures | £ 13.20 | Motor cycle & window cleaners boxcar | £ 6.75 |
| Painted Rowing Boat and Fisherman | £ 10.55 | Tumbrel - Farm | £ 6.90 |
| Painted Rowing Boat and rowing figure | £ 10.30 | Gypsy Caravan & camp fire | £ 21.90 |
| Painted 4 Wheelie Bins (2 grey 2 green) | £ 7.80 | Shand Mason Fire Engine & horses | £ 19.25 |
| Painted 2 x Canoes/Kayaks + figures | £ 10.95 | Victorian horse drawn Hearse | £ 20.30 |
| Painted 6 Assorted Chickens | £ 5.70 | Brougham - single or twin horse | £ 14.25 |
| Painted 8 assorted Seagulls | £ 8.95 | Omnibus & passengers - horse drawn | £ 23.10 |
| Painted 6 assorted Cats | £ 6.95 | Stanhope Gig | £ 10.40 |
| Painted Foxes hares & rabbits | £ 6.95 | 4 wheeled Parcel Van - 1 horse | £ 13.75 |
| Painted Wild Animals | £ 9.15 | 2 wheeled Parcel Van - 1 horse | £ 13.25 |
| Painted Wild Birds | £ 9.45 | Traders Van - 1 horse | £ 13.65 |
| Painted 6 Doves & Pigeons | £ 5.85 | Farm Cart, 2 shire horses & carter | £ 20.50 |
| Painted 4 x Rock Climbers | £ 9.95 | Karrier Bantam Mech horse - 2 ton 1946 | £ 15.85 |
| | | Karrier Bantam Dustbin lorry '46 | £ 23.80 |

Horse Drawn Hearse 9.70

N Scale



Cricket game £5.95



| | | | |
|--|---------|--|--------|
| Leyland Beaver 3 way Tipper 1949-70's | £ 8.00 | Painted Loading Gauge | £ 5.20 |
| Leyland Beaver 3 way Tipper 1949-70's | £ 8.20 | Painted Yard Crane | £ 7.15 |
| Coal cart - horse drawn | £ 5.80 | Painted Telephone box x 1 | £ 4.20 |
| Brewery Dray - horse drawn | £ 5.95 | Painted Pillar Boxes 2 off | £ 4.60 |
| Railway Delivery lorry 5 ton 2 horse | £ 5.95 | Painted Police Telephone box | £ 3.90 |
| Ruston Bucyrus 19RB face shovel '37-55 | £ 15.20 | Painted AA Box | £ 3.90 |
| 19-RB dragline/clam bucket/demo '37-55 | £ 22.55 | Painted Ballast Boxes (2 wooden boxes) | £ 5.35 |
| AEC Mercury Tractor & low loader 50's | £ 9.15 | Painted trackside relay boxes | £ 5.25 |
| AEC Mercury tractor/flatbed trailer 50's | £ 8.00 | Painted War Memorial | £ 5.95 |
| AEC Mercury 3 way Tipper 1950's | £ 8.20 | Painted 2 Plain Horses (unharnessed) | £ 5.85 |
| AEC Marshall/Mammoth Major flatbed | £ 8.20 | Painted Loco Crew | £ 3.90 |
| Leyland Beaver & low loader 1947 | £ 9.15 | Painted Swans & Ducks x 4 each | £ 6.30 |
| 22-RB Face Shovel Crane 55onwards | £ 15.25 | Painted Washing Line & Figure | £ 6.95 |
| 22-RB Dragline/Demolition Crane '55 on | £ 22.60 | Painted Wild Animals | £ 6.85 |
| 22-RB Lattice Crane & Fly Jib '55on | £ 23.85 | Painted Assorted Seagulls x 8 | £ 6.45 |

Ian Allan BOOK & MODEL SHOPS

ONE STOP SHOPS FOR ALL RAILWAY MODELLERS

Everything you need in one place

LOCOMOTIVES & ROLLING STOCK

ALL MODEL RAILWAY ACCESSORIES

PAINTS, DECALS & GLUES

BOOKS & MAGAZINES

STOCKISTS OF ALL LEADING BRANDS

ALL GAUGES CATERED FOR



VISIT NOW

for a truly personal service - all our shops offer
a unique combination of expertise, friendly and
knowledgeable staff, a comprehensive stock
and a Special Order service.

BIRMINGHAM

12 Ethel Street
Birmingham
B2 4BG
Tel: 0121 643 2496

LONDON

45/46 Lower Marsh
Waterloo, London
SE1 7RG
Tel: 020 7401 2100

CARDIFF

31 Royal Arcade
Cardiff
CF10 1AE
Tel: 029 2039 0615

MANCHESTER

5 Piccadilly Station
Approach, Manchester
M1 2GH
Tel: 0161 237 9840

Support your local independent bookshop!

Along Classic Lines.com

Rail & Bus Models • Visit • Email: info@alongclassiclines.com

We buy and sell all types of New & Pre-owned Model Railway & Bus models. Post & Packing £2.95 per order, delivery by tracked courier. Opening hours Mon to Sat 8-5 Closed Wed, for sales & information please call 0161 614 1099

NEW HORNBY 2013/14 LOCOMOTIVES



R3171 P2 Class, 2-8-2 Tender Loco, 2001 'Cock o' the North' in LNER green£79.00
R3189 Thompson L1 Class 4-4-2 Tank Loco, 9003 in LNER apple green£99.49
R3118 Castle Class 4-4-0 Loco & Tender, 7023 'Penrice Castle' in BR late green£120.00
R3105 Castle Class, 4-4-0 Loco & Tender, 5075 'Wellington' in GW gr Hawksworth tender £109.49



R3208 Schools Class 4-4-0 Loco, 30915 'Brighton' in BR early black large chimney £129.99
R2984X A4 Class 4-6-2 Loco, 60022 'Midland' BR late green livery, DCC FITTED£79.99
R2882 3F 0-4-0 Tank 'Jinty' Loco, Number 24 in S&DR Prussian Blue livery£29.49
R3089 Thompson O1 Class 2-8-0 Loco, 63670 in BR early black£25.00
R3190 Thompson O1 4-4-2 Tank Loco, 67777 in BR early black£105.49
R3100 A3 Class 4-6-2 Loco, 103 'Flying Scotsman' in NE black & smoke deflectors £129.00
R3131 A4 Class 4-6-2 Loco, 4462 'Great Snipe' LNER Blue£134.00
R2921 B17/1, 4-4-0 Loco, 61637 'Thorne Hall' BR late green£119.00
R2922 B17/1, 4-4-0 Loco, 61630 'Grimby Town' BR late green£119.00
R3017 Patriot Class loco, 45535 'Sir Herbert Walker KCB' BR early gr£ 104.50
R3060 A1 Class Loco, 40163 Tornado BR lined Apple Green£ 65.00
R3119 Duchess Class 4-6-2 Loco, 6234 'Duchess of Abercorn' in LMS maroon£129.00
R3063 Midland Compound 1000 in LMS maroon£72.00



R3167 Churchward Star Class 4-4-0, 4041 Glastonbury Abbey BR early green£119.49
R3123 Churchward, 2-8-0 Tank engine 4283 in GWR shirt button green£129.99
R3109 Grange Class 4-4-0, 6845 'Penford Grange' in BR late green (W)£124.49
R3006 BR (ex GWR) 2-8-0 28xx Class, 3864 in BR early black£104.75
R3192 Duke of Gloucester S/E Train pack with 3 of the latest mark 1 coaches£159.00
R3065 Andrew Barclay 0-4-0 Diesel Shunter, 06008 in BR blue£29.49
R3183 Class 67 Bo-Bo Diesel Loco, 67002, Arriva Trains Blue livery£117.00
R3141 Class 60 Co-Co Diesel Loco, 60099 'Tartan Steel' in DB Schenker silver/grey £135.00



R3283 Bograd 0-4-0 Diesel Shunter, in red and dark grey industrial user livery£29.75
R3084Xs Class 56 Diesel, 56091 'Castle Donington Power Station' Coal Sector triple grey SOUND FITTED£197.00
R3052 Class 56 Diesel, 56037 'Richard Trevithick' RF Construction triple grey£108.00
R2963 Class 31 Diesel Loco, 31439 'North York Moors Railway' Regional Railways £105.00

R3067 Brush Class 31 Diesel Locomotive, 31254 in British Rail standard blue£59.00
R3180 Sentinel 0-4-0 Diesel Mechanical Shunter Tameside green Weathered£48.25
R3179 Sentinel 0-4-0 Diesel Mechanical Shunter Esso Red£48.25
R3049 Class 08 Diesel Shunter, 08417 in Sarco red and grey£75.49
R3048 Class 08 Diesel Shunter, 08473 'Piccadilly' livery grey£49.00



R140 Gresley, BR A3 Class 4-6-2 Loco, 60071 'Tranquil' in British Railways Experimental Blue livery, with Great Northern style tender£79.99
R2036 A3 Class 4-6-2 Loco 60075 'St Frispan' in BR Experimental Blue livery, with Great Northern style tender£79.99



R2959 BR (Ex LNER) L1 Class 2-4-4 Tank Loco 67717 in BR Apple Green£115.00
R2798 A4 Class, 60027 'Merlin' in BR Experimental purple, Limited Edition£175.00
R2056 B17/4 Footplate Class, 2857 'Doncaster Rovers' LNER Apple green£64.00
R2532 B17/4 Footplate Class 4-4-0 Loco, 61648 'Arsenal' BR early green 1 drive £64.00
R2235H Holmes LNER Class 383 0-4-0 Tank Locomotive, 9819 in LNER lined black£35.00
R2634 Rebuilt Patriot Class, 45512 'Bunsen' BR early green (W)£87.00
R2629 Rebuilt Royal Scot Class, 46140 'The Kings Royal Rifle Corps' BR early Green £95.00
R2582 King Arthur Class 4-4-0 loco, 38083 'Sir Harry Le Foe Lake' BR early green £89.00
R2138 61xx Class, 2-4-2 Tank Loco, 6134 in Br early black£45.00
R1125 Jinty 0-4-0 Tank Loco, No 24 S&DR Blue DCC fitted unboxed£35.00
R2916 Churchward 28xx Class - 2-8-0 Loco 2812 in GWR plain green + shirt button £95.00
R2343A Castle Class Loco, 7005 'Sir Edward Buge' BR gr, L/E£79.50



1503 Class 15 Bo-Bo Diesel Loco, D8233 in BR green SYP£97.50
1601 Class 16 Bo-Bo Diesel Loco, D8400 in BR full green livery£109.00
1716 Class 17 'Clynton' Diesel Loco, D8585 in BRs green SYP£92.49
2320 Class 23 'Baby Deltic' Diesel, D5900 in BR gr (ex works) with DCC£105.49
2608 Class 26 Bo-Bo Diesel Loco, D5339 in BR gr SYP£92.49
Class 26 Diesel, New Tooling various in stock£99.00



3410 Class 33/0 Bo-Bo Diesel Loco D6507 BR Early Green livery All New Tooling£97.00

Class 33/0 Bo-Bo Diesel Loco D6577 BR Early Green livery All New Tooling£97.00
Class 33/0 Bo-Bo Diesel Loco 33033 in R/F Construction - All New Tooling£97.00
Class 33/0 Diesel Loco 33003 BR Blue - All New Tooling£97.00
Class 33/0 Diesel Loco 6544 BR Blue - All New Tooling£97.00
Prototype Co-Co diesel loco, No D0260 'Lion' in white£109.00
EE Prototype Co-Co Diesel Loco, 'DP2' original BR plain gr£110.00
Wagon & Maschinenbau Railbus, £79961 in BR green livery in Class ex works £95.00
Class 128 DPU, M55991 Blue livery with, Gangwayed version NEW£99.00



8921 Class 128 DPU, 55992 Royal Mail Red Gangwayed version NEW£99.00
8922 Class 128 DPU, M55992 Blue livery, Gangwayed 'SCOBBY DOO' Version£99.00
8923 Class 128 DPU, 55991 in British Railways Royal Mail Red Gangwayed version £99.00
8901 Class 128 DPU, M55992 BR Green with yellow gangway doors£99.00
8940 Class 128 Diesel Parcel Unit, M55993 in BR Blue 'Parcel Service' to the body £99.00
8941 Class 128 Diesel Parcel Unit, 55995 in 'Royal Mail Letters' red and yellow£99.00
8942 Class 128 Diesel Parcel Unit, M55995 BR Blue 'Parcel Service' Weathered£109.49
8990 Class 128 Diesel Parcel Unit, M55997 BR green with speed whiskers£99.00
8993 Class 128 Diesel Parcel Unit, M55990 BR Blue livery 'Parcel Service'£99.00

NEW REALTRACK LOCOMOTIVES
RT144-3 Class 144 2 Car DMU, 14409 West Yorkshire PTE 'METRO' Red & Silver livery with ARRIVA Branding£110.00

NEW NAPOL OO LOCOMOTIVES
4003006 Class 52 Diesel, D1065 'Western Consort' BR maroon SYP£119.00
4003001 Class 52 Diesel, D1029 'Western Legionnaire' BR Maroon SYP£119.00
4003003 Class 52 Diesel, D1056 'Western Sultan' BR Maroon FYP£119.00



4003005 Class 52 Diesel, D1072 'Western Glory' BR Blue£114.00

NEW NAPOL N GAUGE LOCOMOTIVES
2508002 A4 Class 4-6-2 Loco, 4498 'Sir Nigel Gresley' LNER blue Double chimney£110.00



2508003 A4 Class 4-6-2 Loco, 60004 'William Whitehead' BR Garter blue£110.00
2608000 A4 Class 4-6-2 Loco, 60019 'Bittern' BR green livery late crest to the tender £110.00
2606001 C-Met 14xx Class 0-4-2 loco, 1410 in GWR shirton blue green with Autocoach £69.00
2607003 Pioneer Tank 0-4-0 loco, 8762 in GWR green£69.00
2607005 Pioneer Tank 0-4-0 loco, 197 in London Transport maroon£69.00

NEW MURPHY MODELS LOCOMOTIVES
MM0086 Class 071 GM Co-Co Diesel Loco, 086 CE Orange & Black livery£135.00
MM141A GM Class 141 Bo-Bo Diesel Loco 8141 in Irish Rail Black & orange£105.00

BACHMANN LOCOMOTIVES OO GAUGE



31-465 C Class 0-6-0 Loco & Tender, 31579 BR late black£112.95
31-464 C Class 0-6-0 Loco & Tender, 593 in Southern Black£112.95
36-151 Plasser DWB10 with Crane (motorised), CCE Yellow£49.95
36-165 Plasser Tamper track maintenance machine (motorised), yellow£69.95
32-285 Class 101 2 Car DMU BR green with speed whiskers£149.95
32-480ds Class 40, Diesel Loco D211 'Mauritania' BR green, dccc, DCC SOUND£229.99



30-061 L/E SVR two loco set, Hinton Manor & Hagley Hall in Wooden case£149.00
31-676 Class 85 Bo-Bo Twin Pantograph Electric Loco, £3058 BR original blue livery with white cab roof, Model is DCC FITTED£125.00
32-736 GM Class 66 Co-Co Diesel Loco 66846 in C&D Railfreight£89.00
32-816 Class 47 Diesel, 47365 'Diamond Jubilee' in Railfreight£95.00
31-558 GE Class 70 Diesel Loco, 70005 in F/E Power Road (W)£135.00
32-1502 N Class, 31874 'Brian Fisk' in BR early black, L/E in case£145.00



32-400ds Class 25/3 Bo-Co Diesel Loco, 25095 in BR blue, DCC Sound fitted£169.00

BACHMANN LOCOMOTIVES N GAUGE



372-425 WD Austerity 2-8-4 Loco, 90732 'Midian' BR early black£89.00
372-801 A1 Class 4-4-2 Locomotive, 60156 'Great Central' BR late green£110.00
371-022 Class 08 Diesel Shunter, D3729 BR green with wisp stripes (W)£75.00
371-105 Class 31 Diesel Loco, 31602 in Network Rail engineers yellow£78.49
371-558 Class 158 2 Car DMU 158871 Scotrail livery£102.00



371-636 Bo 70 Diesel Loco, 70003 in Freightliner PowerRoad£105.00
371-701 Class 350/2 4 Car 'Desiro' DMU 350238 in London Midland livery£135.00
372-475 4 CEP 4 car EMU, British Railways Green£134.00

Along Classic Lines stock a wide range of Train and Bus models please call 0161 614 1099 for more information and availability, 18 Cedar Drive, Urmston Manchester M41 9HY- Callers strictly by appointment only please

Complete Ballasting Sets

OO or N scale

Grey Mixed Stone or Brown
Ballast Spreader
Special Ballast Glue
2 Applicators
£20.49 each

GV7126 N Mixed Brown Ballasting Set
GV7127 OO Mixed Brown Ballasting Set
GV7513 OO Grey Granite Ballasting Set
GV7513N N Grey Granite Ballasting Set



Labelle Oils and Track Cleaners

430-000105 Labelle Oil Rail and Slot car Track Conditioner £10.49
430-001001 Labelle Lube Starter Pack OO HO LGB O scales £24
430-001002 Labelle Lube Starter Pack N TT and Z scales£23.99
Starter packs of oils contains 3 different lubricants plus applicators.



Auhagen Storage boxes – packs of 10, includes foam inserts.

99301 10 x 150x60x50mm£20.40
99302 10 x 230x60x50mm£22.80
99303 10 x 300x60x50mm£25.20
99304 10 x 375x60x50mm£29.10
99305 10 x 200x47x30mm£19.70



Proses Voltage and Circuit Tester Z to OO scale
PROVT-001 £14.99

Tests for voltage presence

Power drops

Polarity

Multi scales

Figures HO/OO

21714 6 Painted Station Staff£6.00
21715 6 Paint Steam loco drivers£6.00
21716 6 Painted travellers£7.90
21717 60 unpainted figures£13.60



Scenic Mats – High Quality

A huge range of sizes and types – prices from £9.99.

BUS7210 50x40cm Dark Green Wild Grass Mat
BUS7211 50x40cm Light Green Wild Grass Mat
BUS7214 50x40cm Cornfield Wild Grass Mat
BUS7215 Dark Green 80x80cm Wild Grass Mat
BUS7216 80 X 80 Light Green Wild Grass Mat
BUS7219 80x80cm Cornfield Wild Grass Mat
BUS7220 Dark Green Grass Mat 100 x 80 cm
BUS7221 Mid green Grass Mat 100 x 80 cm
BUS7222 Flowered Field Grass Mat 100 x 80 cm
BUS7223 Dark Green Grass Mat 100x80cm
BUS7224 Forest Brown Mat 100 x 80 cm
BUS7226 Multi Colour Grass Mat 100 x 80 cm
BUS7229 80 X 100cm Poppy Grass Mat
BUS7230 Dark Green Grass Mat Large 200 x 80 cm
BUS7231 Pea Green Large Grass Mat 200 x 80 cm
BUS7233 Mixed Green large Grass Mat 200 x 80 cm
BUS7236 4 colour large Grass Mat 200 x 80 cm
BUS7248 100 X 80cm Grey Matting
BUS7255 Corn field Matting 75 x 70 cm
BUS7256 Soil Matting 75 x 70 cm
BUS7270 150 X 100 Dark Green Mat
BUS7271 150 X 150 Light Green Mat
BUS7272 150 X 100 Flowered Mat
BUS7280 250 X 100 Dark Green Mat
BUS7281 250 X 100 Light Green Mat
BUS7282 250 X 100 Flowered Mat



BUS1073 Strawberry Stand Set with ENGLISH signs £16.49
BUS1265 40 Strawberry plants – kit. £9.79
BUS40602 Open backed Strawberry truck £14.49
BUS46130 Smart Car in Strawberries livery £14.99
BUS1399 Polytunnels (20cm) £14.99
BUS7176 Asparagus field and cloches £13.49
BUS7182 Ploughed field mav £4.99



Golden Valley Hobbies – Model & Hobby Distributors. Trade Enquiries Welcome. www.goldenvalleyhobbies.com
Golden Valley Hobbies, Pontrilas Business Park, Pontrilas, Hereford, HR2 0AZ E&OE 01981 241 237 info@goldenvalleyhobbies.com

DIGITRAINS

- Try before you buy
- Expert advice
- Great service
- Experience
- All the brands
- Worldwide mailing

Sound is one of the fastest growing areas of the hobby. As specialists in this area, with more than a decade of hard-earned experience in all the popular scales, we are here to guide you through the process of choosing the very best equipment.



Designed, manufactured and hand-tested in Austria, they feature incredibly smooth motor control and incorporate many innovative features like 'Stay alive' and 'Smart stop' circuitry. But premium quality doesn't always have to come at a price..

ZIMO sound decoders are surprisingly affordable, more competitively priced than another well-known brand, and offer a tremendous saving compared to buying 'off the shelf' sound-equipped models from Bachmann and Hornby.

ZIMO STEAM LOCOMOTIVE SOUND PROJECTS

| | | | |
|-------|--|-------|---|
| ZS001 | BR Standard 4MT 2-cylinder (also 3MT, 5MT, etc.) | ZS013 | GWR King |
| ZS002 | BR Standard 2MT (and similar types) | ZS014 | GWR Castle (also Star) |
| ZS003 | LMS 2-cylinder (eg Stanier Black 5, 8F) | ZS015 | LNER/BR Thompson B1 |
| ZS004 | LNER J94 Austerity (and similar small NE locos) | ZS016 | West Country (and other SR 3-cylinder) |
| ZS005 | GNR/LNER A3 'Flying Scotsman' (also A1, A2, etc.) | ZS017 | L&Y tank (and similar) |
| ZS006 | LMS 2P, 3F (and similar small LMS locos) | ZS018 | LNER A1 replica 'Tornado' (60163) |
| ZS007 | LNER A4 Gresley 'Pacific' | ZS019 | Terrier A1X (and other small Southern steam) |
| ZS008 | BR Standard 8P 'Duke of Gloucester' (71000) | ZS020 | GWR Pannier tank |
| ZS009 | BR Standard 9F | ZS021 | BR Standard 7 Britannia 'Pacific' |
| ZS010 | Southern 2-cylinder (eg Q1) | ZS022 | LNER C13 Robinson 'Atlantic' |
| ZS011 | GNR/LNER N2 (L1, other NE 2-cylinder tanks) | ZS023 | LMS 3-cylinder (Jubilee, Scot, etc.) |
| ZS012 | GWR Hall (and other GWR 2-cylinder) | ZS025 | GWR Collett Goods |

ZIMO DIESEL & ELECTRIC LOCOMOTIVE SOUND PROJECTS

| | | | | | |
|------|---------------------------|--------|-----------------------|--------|---------------------------|
| ZS01 | Sentinel shunter | ZS37/0 | Class 37/0 EE Type 3 | ZS66 | Class 66 GM-EMD |
| ZS03 | Class 03 & 04 shunter | ZS37/4 | Class 37/4 ETH | ZS70 | Class 70 General Electric |
| ZS08 | Class 08 & 09 shunter | ZS37/9 | Class 37/9 Mirlees | | |
| ZS20 | Class 20 EE Type 1 | ZS40 | Class 40 EE Type 4 | ZS85 | Class 85 AC electric |
| ZS24 | Class 24 BR/Sulzer Type 2 | ZS47 | Class 47 Brush Type 4 | ZS86 | Class 86 AC electric |
| ZS25 | Class 25 BR/Sulzer Type 2 | ZS50 | Class 50 EE Type 4 | ZS92 | Class 92 AC/DC electric |
| ZS26 | Class 26 BRCW Type 2 | ZS52 | Class 52 'Western' | ZSDMU | First generation DMU |
| ZS31 | Class 31 EE Type 2 | ZS56 | Class 56 BR Type 5 | ZS158 | Class 158 DMU |
| ZS33 | Class 33 BRCW Type 2 | ZS57 | Class 57 Brush/GM | ZS251A | 'Blue Pullman' front car |
| ZS35 | Class 35 'Hymek' | ZS60 | Class 60 Brush Type 5 | ZS251F | 'Blue Pullman' rear car |

When you purchase a ZIMO sound decoder from us, choose any one of the above listed projects and have it uploaded for FREE. Sound decoders are available for 'N', 'OO' & 'O' gauge models. Don't forget to ask about our special 'Multi-Drive' options with added features, and the wide range of ZIMO 'sugar cube' speakers and 'stay alive' components.



Visit our online shop at: www.digitrains.co.uk Enter 'ZIMO' in the search box

'EVERYTHING YOU NEED FOR YOUR DIGITAL RAILWAY' FROM BRITAIN'S BIGGEST DCC RETAILER

We stock models from all the major brands at competitive prices. A DCC decoder and sound fitting service is available.

Order in advance for collection at these shows: ExpoEM North, Manchester (Sept 13th & 14th); Halifax (Sept 27th & 28th); Great Electric Train Show, Gaydon (Oct 11th & 12th); National Festival of Railway Modelling, Peterborough (Oct 18th & 19th).

The Right Track DVD Series

Comprehensive Guides to Railway Modelling

New release...


Right Track 19 - Layout Planning and Design

A well-designed layout makes all the difference between a mere collection of rolling stock and a fascinating and enjoyable model railway.

In this 2 hrs 24 mins DVD, Paul Lunn and Paul Marshall-Potter show how they use their practical design and building skills to create realistic layouts - right through from first thoughts to completed layout.

Subjects include:

- Developing Track Plans
- From 2D plan to 3D model
- View Blocking • Perspective
- Use of mock-ups
- A Country Station
- An Aggregate Works
- The Wharfedale Road Project



This DVD is ideal if you are planning a new layout or want to improve an existing one



Visit our website for other DVDs in the series



Visit: www.model-railway-dvd.co.uk

...or phone: **01476 861 988** with your debit / credit card details

Pennine Models

at Haworth



VAST RANGE OF PLASTIC KITS

Many going back 10 years

HUGE RANGE OF HORNBY

Can't find Hornby?

CALL US FIRST!

Full range of Peco, oo Dapol, Humbrol, Scalextric. All at discount prices

METCALFE

HORNBY

PECO

dapol

PENNINE MODELS

33/35 Mill Hey, Haworth, Keighley, BD22 8NQ

Tel: 01535 642367 penninemodels@googlemail.com

WEDNESDAY TO SUNDAY 11AM-5PM



www.invictamodelrail.com

Exclusive Bachmann OO Gauge CCT Vans




39-554Z BR Re Railing (Canton) £29.99

Also available in alternative liveries - See website for full details

Expected Late 2014, Pre Orders Now Being Taken, Call 0208 302 7774 Or Online www.invictamodelrail.com

Invicta Model Rail Ltd. 130 Station Road, Sidcup, Kent. DA15 7AB Telephone - 0208 302 7774.



07799 554491

ellis@ellisclarktrains.com

www.ellisclarktrains.com

WANTED

Top prices paid for your collections
of trains, diecast & tinsplate

- ✓ Call, email or post a list
- ✓ All makes, gauges and ages considered
- ✓ British, Continental and American
- ✓ All gauges of kit/scratch built and live steam
- ✓ Diecast and tinsplate cars, lorries, buses, planes, soldiers
- ✓ Happy to travel nationwide and view or collect
- ✓ Large collections a speciality
- ✓ Friendly and professional service

Ellis Clark
Unit 13 Baildon Mills
Northgate, Baildon
Shipley, West Yorkshire
BD17 6JX



ANCORTON® MODELS

QUALITY MODELLING MADE EASY

www.ancortonmodels.com

Laser cut wood kits



OOGV2 - 20T Guards van allotment shed kit £11.75



OOH3 - Fisherman's cottage kit £16.00

NEW N Gauge 3D printed models NEW



N3-NB1 Industrial narrow boat with coal load (RTP) £15.00

- * Superbly detailed models
- * Visit our website to see full range

To find your nearest stockist of Ancorton® Models' products, please visit www.expotools.com



Manufactured in the United Kingdom

FOLKESTONE 2014



Folkestone Model Railway Club

MODEL RAILWAY EXHIBITION

Leas Cliff Hall, Folkestone

Sat 4th & Sun 5th October, 10am-5pm

ADULT : £5.50, SENIOR : £4.50, CHILD : £2.50, FAMILY (2 ADULT/2 CHILD) : £13

Supported by



www.folkestone-mrc.com

37TH ANNUAL



MIDLANDS MODEL ENGINEERING EXHIBITION



THE Show For Model Engineers

Warwickshire Exhibition Centre

Nr Leamington Spa, CV31 1XN

Thursday 16th to Sunday 19th October 2014

SPONSORED BY

THE MAGAZINE FOR MODEL ENGINEERS
ENGINEERING in Miniature



Meet over 40 clubs and societies. See over 1,000 models. Learn from the experts in the workshops and lectures. Buy from over 45 specialist suppliers.

Be part of the show, enter your work.



PROMISES TO BE AS BIG AS EVER IN NEWLY EXTENDED HALL PLUS TEMPORARY STRUCTURE.

...more than just an exhibition - it's an experience...

FREE SHOW GUIDE

| ADMISSION PRICES | ONLINE TICKETS* | FULL PRICE TICKETS** |
|---|-----------------|----------------------|
| Adult | £9.00 | £10.00 |
| Senior Citizen | £8.00 | £9.00 |
| Child (5-14 yrs) | £5.00 | £5.50 |
| Family Ticket 1 (1 adult & up to 3 children) | £14.00 | £15.50 |
| Family Ticket 2 (2 adults & up to 3 children) | £23.00 | £25.50 |

BOOK YOUR TICKETS NOW

* Tickets are available via our website at discounted prices.

** Full price tickets are available on the day from the ticket office or by phone before 6th October 2014. Call on 01926 614101.

SHUTTLE BUS FROM STATION FREE PARKING

Lecture programme, exhibitor list & bus timetables online.

GROUP DISCOUNTS: 10+ enter code GRP10 on website.

www.midlandsmodelengineering.co.uk

#MMEE

Organised by Meridienne Exhibitions Ltd

All information subject to change, correct at time of printing.



WANTED

MODEL RAILWAY & COLLECTABLES

Top Prices Paid

*For all makes, all gauges and live steam,
aeroplane kits, boats, die cast etc.*

Instant cash paid

Will travel to collect

01775 630479

07723 336344

email:

dbmodels@live.com

**4 Wheatsheaf Court,
Deeping St Nicholas,
Spalding, PE11 3TH**



YouChoos DCC Sound

LET'S MAKE SOME NOISE!

...with our range of authentic British sounds on the best decoders

0844 7725052
www.YouChoos.co.uk john@youchoos.co.uk

Olivia's Trains 25a Mansfield Rd,
 'OO' Gauge UK DCC Intake, Sheffield,
 Sound Specialists. S12 2AE
HORNBY

Extensive UK sound library utilising the Loksound decoders.
 DCC/ Sound Fitting Whilst You Wait.

Heljan Class 58 Arriving November 2014.
 Available Now. 37605 DRS Compass.

Bachmann Class 66 111 Arriving September 2014.

Heljan EM1 Class 76 Available Now.

Heljan EM2 Class 77 Available Now.

Heljan "Kestrel" Available Now.

Dapol Class 73's Coming Soon
 '141 First GBRf
 '205 GBRf, '207 Gat Ex.

Class 13 BR Blue or Green. Available To Order.

Heljan "Falcon" In Stock.

Heljan Garratts Sound & Fitting Available.

For More details on the above & all our stock visit:

www.oliviastrains.com

Tel: 0114 321 6160 Tel: 0114 264 7449 Mob: 0755 7126 651

e-mail: oliviastrains@blueyonder.co.uk



The Locoshed

48 Bury Old Road, Whitefield,
 Manchester, M45 6TL

| Hornby | Bachmann |
|--|---|
| R1108 Princess Arthur of Connaught 46203 BR maroon..... | 31-475 Super D 0-8-0 49395..... |
| R2562 7th Britannia Class 70000 Britannia BR green..... | 31-279 LMS Royal Scot 6130 The West Yorkshire regiment..... |
| R2559 46203 Princess Margaret Rose BR Maroon..... | 31-202 Rebuilt Patriot 5526 Morecombe and Heysham..... |
| R2063 A1x Terrier Tank Southern Green Freshwater..... | 31-560 V2 Class 4806 Green Howards in LNER Green..... |
| R3023 J94 Austerity Tank 68006 BR Black..... | 31-175 Jubilee Class 45569 Hank Kong..... |
| R2743 Schools Class 30915 Brighton BR green..... | 31-212 Patriot Class LMS 5541 Duke of Sutherland..... |
| R2394 Stanier 8F 2-8-0 LMS Black 8453..... | 31-959 A4 Class Miles Beavor in LNER Blue..... |
| R2405 A1 Class Great Northern in LNER green..... | 32-852 9F Class 2-10-0 92116 BRIC tender..... |
| R2205 Streamlined Coronation Class City of Birmingham..... | Class 24035 in BR Blue ex sound model at..... |
| R2723 N15 King Arthur SR 751 Eton..... | Class 45053 split box peak in BR Blue at..... |
| R 2383 Duchess Class 30915 Brighton BR maroon..... | Class 40 in BR green with full yellow end D325..... |
| R2936 LMS Patriot Class 5532 Illustrious RR..... | 32-402 Virgin Trains Super Voyager 4 Car..... |
| R3142 Pacer in Northern Rail livery current..... | 32-035A BR class 20136 in BR Blue..... |
| R 2611 Pacer in Northern yellow Merseyside PTE..... | 32-029A BR class 20059 Railfreight Large Logo..... |
| R 297 Pacer in Orange and white GMPTE livery..... | 32-375W Class 37412 Big T Driver John Elliott..... |
| R2296 Class 253 Inter-City 125 4 car Blue/Grey..... | 32-384 Class 37 406 Railfreight Dist Saitoro Society..... |
| R2648 Class 56059 EWS livery..... | 32-375K Class 37 411 BR Green Coephill castle Ltd..... |
| R2589 Class 08 Diesel shunter D3200 in BR green..... | 32-055 Class 42 Warship D800 Sir Brian Robertson..... |
| R2590 Class 08528 Diesel shunter in BR Blue..... | 32-731 GM Class 66407 DRS Compass livery..... |
| R2792 Class 153 Single car unit east Midlands..... | 32-980 GM Class 66 731 Interhub GB GBRF..... |
| R2768 GWR AEC Parcels Diesel Railcar..... | |
| R1041 Live Steam Set A4 Class Mallard LNER..... | |

| Misc |
|--|
| Heljan Class 17 Clayton D8599 BR Blue weathered Ltd..... |
| Heljan Class 33030 EWS..... |
| Heljan Class 33109 Capt Bill Smith..... |
| Heljan Class 33004 BR Blue..... |
| Heljan Falcon two tone green clean..... |
| Heljan Class 47806 Virgin Trains..... |

All the above models are in near mint boxed condition unless otherwise stated.
All major debit and credit cards accepted as well as Paypal.
Mail order Cheques payable to the Locoshed Please All parcels sent out via Royal Mail 1st Class signed for at £5 per loco, discounts for multiple purchases.
WE ARE INTERESTED IN BUYING QUALITY MODELS SINGLE ITEMS OR COLLECTION ANY GAUGE.
WE CAN ALSO UPLIFT AND REMOVE LAYOUTS IF REQUIRED, REPAIRS AND DCC FITTING / ADVICE SERVICE AVAILABLE.
WE ARE ALSO HAPPY TO SWAP OR TAKE PART EXCHANGE ON ANY ITEM
We are open Tuesday to Saturday 10am - 5.45 pm Thursdays until 7pm, Closed Sundays as normally at Toyfairs or model rail shows, we are closed Mondays
Tel: 0161 772 0103 Mobile: 075904 13177 email: thelocoshed4@aol.com
Or visit our new website: www.thelocoshedmcr.co.uk

Fine OO/HO detail from...

SUPERQUICK

MODEL KITS

B22 Country Town Shops

see the full range of kits and building papers at...

www.superquick.co.uk

Available from all good model shops NOW!

QUALITY BRASS MODELS IN GAUGES 00, 0 AND 1

Golden Age Models Limited, P.O. Box No. 888, Swanage, Dorset, BH19 9AE.

Tel: 01929 480210 E-mail: quentin@goldenagemodels.net

www.goldenagemodels.net



All brass models beautifully painted with choice of names.



Pullman Brake Car No. 78



Pullman Parlour Car No. 73



Pullman Kitchen Car Fingall



Pullman The New Century Bar



Pullman Observation Car - Grey Roof



Pullman Observation Car - Maroon



Merchant Navy Original



A4 Silver Fox. Other names and liveries



Merchant Navy Rebuilt

(Many other names and variations available. Please refer to our website for full details.) Some photos by Tony Wright.

Southern Office and Showroom
12, Victory Close, Woolsbridge Ind. Park, Three Legged Cross
WIMBORNE, Dorset, BH21 6SX
Tel: 01202 828308 - Fax: 01202 829706
E-mail: southsales@ayrey.co.uk

JOHN AYREY
DIE CASTS LIMITED

Head Office and Main Showroom
Bentley House, 202 Market Street, SHIPLEY
West Yorkshire, BD18 2BY
Tel: 01274 594119 - Fax: 01274 531505
E-mail: ayrey@msn.com - Web: www.ayrey.co.uk

WE ARE 'TRADE ONLY'
RETAIL CUSTOMERS PLEASE CONTACT
A LOCAL MODEL SHOP OR VISIT OUR
WEBSITE - WWW.AYREY.CO.UK

B-T Models

**THE 1:148 SCALE 'N' RANGE
CONTINUES TO GROW!**



THE 'N' GAUGE BUS COLLECTION



**WE ARE NOW STOCKING THE SUPERB BUSCH
RANGE OF VEHICLES & SCENIC ACCESSORIES**




WE HAVE 'TRADE ONLY' CASH AND CARRY SHOWROOMS IN WEST YORKS & DORSET - OR WE CAN DELIVER TO ANYWHERE IN THE UK OR WORLDWIDE - THE UK'S LEADING DIE-CAST WHOLESALE -

B-T Models

1:76 SCALE '00'



DA83 - KARRIER BANTAM ARTIC DROPSIDE 'BRITISH RAILWAYS' circa 1953 - 1963



B111C - BRISTOL LODEKKA L06B 'CROSVILLE' circa 1956 - 1971



DA84 - ALBION REIVER BULK TIPPER 'GLOVER'S TRANSPORT' circa 1961 - 1971


For Details of the FULL RANGE visit our website at:
WWW.AYREY.CO.UK

B-T Models



B111A - BRISTOL LODEKKA L06B 'CROSVILLE' circa 1956 - 1971

**WATCH OUT FOR NEW
TRUCKS AND BUSES
COMING SOON!**



DA82 - LEYLAND FG INTEGRAL VAN 'RAIL EXPRESS PARCELS' circa 1969 - 1975



B111B - BRISTOL LODEKKA L06B 'CROSVILLE' circa 1957 - 1972



We are still EXPANDING our range

CHECK OUT OUR PECO PRICES - BIG PRICE DISCOUNTS
N Gauge, OO Setrack & Streamline, O Gauge, SM-32, G-45 & Gauge 1

Sample Prices (see web site for full range)

N Gauge (streamline)

SL-300 Wood flexi Code 80 Box 25 £51.95, **SL-395/6** Med Radius £8

OO Setrack (full range available)

ST-240/1 No 2 Radius Turnout £7.50 **ST-244/5** Curved T/out £11.99

OO Streamline (Code 100 and Code 75)

SL-100/100F Wood Flexi Code 100/75 Box 25 ONLY £63.50

SL-102/102F Concrete Flexi Code 100/75 Box 25 £61.50/£63.50

SL-91/1 Small Radius Insul. £8.00 **SL-90** Double Slip £27.95

SL-95/6 Medium Radius Insul. £9.00 **SL-99** 3-Way Insul £22.00

SL-E180 Single Slip (C75) Electro £9.00 **SL-E191** Small Electro £9.95

O Streamline

SL-700BH 'O' Flexi Box of 12 £59.95 **SL-E791/2** Med Rad. £35.95

OO Lineside, Lectrics & Individulay

LK-56 Insp Pit £6.00, **LK-55** T/Table £37.95, **LK-43** Loco lift £10.80

PL-10/10E Motor £4.50, **PL-11** Motor £7, **PL-51** Service Kit £15.75

Build your own C&L track?

We supply 'easy to build' Turnouts Kits. Ideal for beginners.

Parts 'ready made' - just glue kit together for prototypical looking turnout.

Full range including D/Slips & 3 Way in OO, EM, P4 & O. **NEW - now in N gauge.**

Discounts for multi purchases (up to 30%) and for removing gauges.

Visit our Shop at:

Aran Lodge, Severn Rd.

Hallen, BRISTOL, BS10 7RZ

Mon - Thursday 9am - 4pm

C&L Finescale Modelling

www.finescale.org.uk Tel: 01179 505 470

Traintronics



| | |
|--|--------|
| 102 2 Aspect Red/Green | £14.50 |
| 103 2 Aspect Yellow/Green | £14.50 |
| 104 3 Aspect Red/Yellow/Green | £16.50 |
| 105 3 Aspect Yellow/Green/Yellow | £16.50 |
| 107 4 Aspect Red/Yellow/Green/Yellow | £18.50 |
| 110 2 Aspect Red/Green with feather left | £24.99 |
| 111 2 Aspect Red/Green with feather right | £24.99 |
| 112 3 Aspect Red/Yellow/Green with feather left | £26.99 |
| 113 3 Aspect Red/Yellow/Green with feather right | £26.99 |
| 114 4 Aspect with feather left | £28.99 |
| 115 4 Aspect with feather right | £28.99 |
| *180 Modern style 4 track width gantry kit | £32.50 |
| *181 Steam Era 4 track width gantry kit | £20.00 |
| 182 Ground or platform mounted signals customised to order from | £40.00 |
| 280 Modern style 4 track width N Gauge gantry kit Signal heads are extra | £27.50 |
| TT202 2 aspect red green N gauge signal | £14.50 |
| TT204 3 aspect red yellow green N gauge signal | £16.50 |
| TT207 4 aspect red yellow green yellow N gauge signal | £18.50 |
| TT300 DCC Motor driven slow action point motor | £22.50 |
| TT301 DCC Colour lights signal board upto 4 aspect with feather | £12.25 |
| TT302 DCC Block occupancy board | £10.95 |

TRAINTRONICS

329 - 331 Holdenhurst Road, Bournemouth, BH8 8BT UK
Call 01202 309872 or e-mail sales@slotrail.com

N GAUGE CHIP FITTING SERVICE



**TT 300
slow motion
point motor,
DCC & DC**

- Built-in DCC decoder has the following features
- Fully compliant with NMRA Standards and Recommended Practices
- Automatically switches to non-DCC mode if supplied with DC
- Multiple addresses can be programmed - allows route setting with groups of TT300s. Up to 48
- Main address range from 1 to 2044
- Auxiliary "control" input - allows remote operation, bypassing DCC commands
- Point addresses, and operating modes, are fully programmable
- Programmable either from dcc programmer or "in situ" whilst connected on layout
- All NMRA-recommended programming modes supported

NEW! REAL SOUND £40!

Fit sound in your train!
Works on Traditional DC and Digital DCC!

SFX



3 Easy Steps to fitting a Sound Capsule - NO wiring!



- Self contained capsule has built-in speaker & battery
- Senses motion to turn on & control sounds - no wiring
- Tiny - smaller than a 50p : 25mm x 20mm x 12mm
- Real sounds recorded on real trains and railways
- Steam • Diesel • Electric • Shunting • more coming...
- See and hear SFX on www.train-tech.com
- Can be fitted into modified N gauge stock - see website

Bring your Train alive with an SFX - just £40

Available direct from www.dcpexpress.com & model shops



Train-Tech
Model Technology Made Easy

**NEW
BROCHURE
FREE!**

01953 457800 / www.Train-Tech.com

£4 UK P&P - but this month quote HBY1014 for £2 off postage!



DCP Express
Bryon Court
Bow Street
Great Ellingham
NR17 1JB, UK

Meet the clubs • Learn from the experts • Buy from specialist suppliers • See the models • Enter your work



MIDLANDS MODEL ENGINEERING EXHIBITION

THE Show For Model Engineers

**Thursday 16th
to Sunday 19th
October 2014**

10am - 5pm Daily

10am - 4pm Sunday

**MORE THAN JUST
AN EXHIBITION
IT'S AN
EXPERIENCE...**

SPONSORED BY

**THE MAGAZINE FOR MODEL ENGINEERS
ENGINEERING
in Miniature**

**Warwickshire
Exhibition
Centre**

Fosse Way,
Nr Leamington Spa,
CV31 1XN, on the junction
of the A425/B4455

www.midlandsmodelengineering.co.uk

A C Models
Tel: 02380 610100 www.acmodelseastleigh.co.uk

We have now expanded to number 9 High Street and our Spares Department & Games Workshop at number 7 is now open. Visit us at www.acmodelsparres.co.uk.

New R/C Dept now open

Your one stop shop for the model enthusiast, selling brand new and near new model trains, slotcars, sets, and diecast toys at very special prices direct from our website or our shop in Eastleigh.

Stockists of

SCALEXTRIC **HORNBY** **PECO** **AIRFIX** **SPECTRA**

and much more

VISA PayPal MasterCard

7 High Street, Eastleigh, Hants SO50 5LF
email: info@acmodelseastleigh.co.uk

ADM TURNTABLES
www.admturntables.co.uk

ADM Turntable Indexing Drive Systems for 'N' and 'OO' gauge layouts

Our indexing Drive System for 'N' and 'OO' gauge layouts: • is based on a commercially available turntable uniquely having the bridge live through 360 degrees, preventing breaks in sound equipped locos • is driven by a 'toothed' bed • is a quiet running system, powered by a stepper motor with up to 100 programmable indexing positions, **which we think makes it the ultimate 'indexing' turntable solution**

T: 01933 411 127
E: alastair@admturntables.co.uk
www.admturntables.co.uk



DOON VALLEY MODELS
I have a stand at these upcoming exhibitions, come and visit me!

Rm Web Live: 13th & 14th September, Richoh Stadium, Coventry
Barrow Hill Live: 27th & 28th September, Barrowhill Roundhouse Centre, Chesterfield.
National Festival of Railway modelling, Peterborough:
 18th & 19th October East of England Showground.

FOR SALE

Bachmann 32525 UB Exclusive limited edition 252 only. Class 55 deltic (meld)
 Weathered condition tow tone green. Mint £90
 Bachmann 31136k. Class D11 no. 62683 (Hobbie Elliott) BR lime green. Collectors club onlu. New £130
 Bachmann 32/025 TF. Class 20 042. Waterman railways. Black leathery limited edition. Mint £100
 Hornby R3095 A4 (Common wealth Australia) no.441 LNER Blue leathery limited edition 75th anniversary. New £125.
 I also stock N & OO gauge new Hornby and Bachmann, Airfix, Diecast, Dapol and much more.

Contact M: 07769 538962 T: 01292 531235 E: info@jhgray.com

Realistic GHOST SIGNS
in miniature for your MODEL RAILWAY

SAVE 15% AUTUMN SALE
PLUS FREE UK DELIVERY

  **GHOST-SIGNS.COM**

www.gascupboard.co.uk

GAS CUPBOARD MODELS

Model Railways

Stop dreaming, Start building.

Gas Cupboard Models
 6 St Georges Works, Silver Street,
 TROWBRIDGE. BA14 8AA **01225 777888**



Numbers you can trust

All too often advertisers accept publisher's statements on their performance. Our ABC Certificate shows we have been independently audited and gives credibility to support our claim.

Justify your marketing spend and get the exposure you've been promised. As you can see from our ABC Certificate our circulation is 35,415 for the period 1st July to 31st Dec 2013.

See it, believe, trust it

To advertise, call Matt Tipton on 01780 755131 or email matt.tipton@keypublishing.com

For more information visit www.abc.org.uk or email info@abc.org.uk

abc **HORNBY** magazine

LH Loveless & Co
 Fellbeck, Harrogate, North Yorkshire, HG3 5EP
 Tel: 01423 712446
lawrie@loveless.co.uk www.loveless.co.uk

LNER W1 No 10000 "Hush-Hush"
 Just one our many locos available immediately from stock in O Gauge and Gauge 1. Visit our website for further information including the O Gauge Production Deltic.



Durham Trains of Stanley



"more than just a model shop"

Opening hours: Mon 09.30-17.00, Tue 09.30-17.00 Wed Closed,
Thu 11.00-19.00, Fri 09.30-17.00, Sat 09.30-17.00, Sun Closed
6 Station Road, Stanley, Co. Durham, DH9 0JL
Tel: 01207 232545
www.durhamtrainsofstanley.co.uk
Email: sales@durhamtrainsofstanley.co.uk

OSBORN'S MODELS

7 Honestone Street, Bideford, N. Devon, EX39 2DL (01237 423453)

OSBORN'S MODELS
EXCLUSIVE
GWR



HINDERTON HALL
5900

www.osbornsmodels.com

all major credit cards accepted
and **PayPal**

VISA AMERICAN EXPRESS MasterCard

www.expressmodels.co.uk

LIGHTING SPECIALISTS

The light at the end of the tunnel could be one of our high intensity headlights fitted to your loco.

We manufacture head and tail lights and coach lighting units for DCC and DC operation. We also make red or yellow oil type lamps for steam locos and flashing tail lights for coaches/wagons.

Why not save on postage and buy your smoke generators and decoders from us at the same time? Visit our website which has secure online shopping.

Please send £3.00 for our 50 page catalogue which lists our full range.

EXPRESS MODELS, 65 CONWAY DRIVE, SHEPshed, LOUGHBOROUGH, LEICS. LE12 9PP
Tel: 01509 829008 Fax: 01509 560878
Email: sales@expressmodels.co.uk

VISA MasterCard

Plastruct

Please ask your model shop for genuine Plastruct fineline Styrene structural shapes.

Range contains over 70 shapes including: Angles, I-Beams, Channels, Columns, Deep Channels, Tees and Z Sections, Round, Rectangular and Square Tubing, Plastic Strips and Sheetting, Scale Ladders, Stairs and Railings, Open Web Trusses.

Essential for all scratch model makers.

www.plastruct.co.uk

Plastruct Styrene Center

DCC Supplies

Excellence in model control

E-Mail: info@dccsupplies.com Website: www.dccsupplies.com
Telephone: 0845 224 1601 OR 01905 621 999

- We take the time to find the product for you.
 - Our own range of innovative products.
 - We stock everything you will need.
 - DCC installations for any gauge.
 - Expert friendly customer support.
 - Informative DCC workshops.
 - Teaching you the facts since 2006.
- Visit us at our shop and try the demo facilities.

Shop Opening Times:
Mon - Wed 10am - 6pm
Thursday 12pm - 6pm
Friday 10am - 5pm
Saturday 10am - 4pm
Visitors Welcome.

Phone Opening Times:
Mon - Thurs 10am - 6pm
Friday 10am - 5pm



Find us on: **facebook**

@DccSupplies

The Complete Digital Service

Unit 17A, Top Barn Business Centre, Holt Heath, Worcestershire, WR6 6NH

WARRINGTON

Model Railway Club

EXHIBITION

18th & 19th October 2014

Saturday 10:00-17:00 Sunday 10:00-16.30

Warrington Collegiate

Winwick Road Warrington WA2 8QA

Buses 19 or 20 from Bus Station (opposite Central Station)

Adults £5
Children £1 (Aged 5-16 with adult)
Infants Free

20 Layouts

15 Trade Stands

Show you hows Club Sales
Drive "Thomas the Tank!"
"Help for Heroes" charity stand

Refreshments

For details phone: 07892877020
or visit our website:

www.warrington-mrc.co.uk

Easy access from M62
Ample FREE parking
Wheelchair access



www.themodelcentre.com



Visit our stand to browse through a huge range of Custom Finish models in both OO and N gauge. All models available to buy and take away on the day.

If you miss us at Warley you can visit our showroom located in Beck Hole near Whitby. Alternatively you can visit our **NEW** website which boasts a huge variety of standard, weathered and enhanced models. TMC is a one stop shop for all your modeling needs!

We also stock the full Woodland Scenics range, as well as Metcalfe, Oxford Diecast, Peco, Ratio, Wills, Gaugemaster, Humbrol and Noch! Our **TMC Price Match*** ensures you the best possible quality and value.

*subject to T&C's (available online)

Re-creating History with Every Model



Choose from the following options...

- Custom weathering - light, medium or heavy
- Renaming & renumbering
- Crest & shed code changes
- DCC & DCC sound fitting service
- Screw link couplings
- Cab tarpaulin
- Fit parts pack
- Lamps
- Real coal
- Tool carrier
- Fire irons
- Gloss finish
- Cab crew



METCALFE

Humbrol

HELJAN

WILLS-KITS

RATIO

GAUGEMASTER

OXFORD

NOCH
... wie im Original

HORNBY

GRAHAM FARISH
by BACHMANN

BRACHMANN

SCENECRAFT

dapol
Model Railway Company

PECO

WOODLAND SCENICS

Possibly Hampshire's Largest Stockist of Model Railways, Diecast, Books, Magazines, Scalextric, Second Hand Department now open.

EXCLUSIVE OFFERS

Hornby Locos;

| | |
|---|---------|
| R2902XS Cl 08 EWS Chris Wren | £153.00 |
| R3037XS Cl 08 D3963 BR Green | £170.00 |
| R2704X HST Virgin Train | £131.50 |
| R2647X CL56 128 West Burton Power Station | £79.50 |

Bachmann Locos;

| | |
|--------------------------------------|---------|
| 31-213DS 45543 Royal Signals Green | £205.00 |
| 32-750DC Cl 57 Freightliner Crusader | £65.00 |
| 32-470 Cl 168/1 Chiltern Railways | £70.00 |
| 31-177DS Jubilee Kolhapur BR Green | £195.00 |

Quote HORNBY AD when ordering...

All prices exclude postage, which is from £6.00 per loco, 2-3 locos £9.00 or 4 or more at cost.



ALTON MODEL CENTRE

Open 7 days a week
Tel: 01420 542244
Fax: 01420 544463
altonmodelcentre.co.uk
7a Normandy Street, Alton, Hants

SALE SALE SALE SALE SALE SALE SALE

| HORNBY: | BACHMANN: | DAPOL N |
|--------------------------------------|---------------------------------------|--|
| R2815 South. Sub Set£150.00 | 31-001 63601 BR Late£92.00 | ND-103B 58023 R/Freight£75.00 |
| R2843 907 Maunsell Grm£91.00 | 31-002 63635 BR Early£92.00 | ND-103C 58042 Coal Sect£75.00 |
| R2844 30934 BR Early£91.00 | 31-012 53610 BR Late (W)£105.00 | ND-114A 153302 E Midlands£80.00 |
| R3089 63670 BR Early (W)£93.00 | 31-129 3031 GWR£113.00 | ND-125 66305 Fastline£63.00 |
| | 31-375 2 EP8 Blue£76.00 | ND-135C 6910 BR£79.00 |
| | 32-531DC 9005 BR Blue£84.00 | ND-205A D5356 BR Green£78.00 |
| 1708 D8612 BR Blue£77.00 | | 20-012-003 D6319 BR Green£100.00 |
| 2301 D5903 Grm Full Yell£90.00 | 371-177A D382 BR Green£67.00 | 20-012-005 D6331 BR Green£100.00 |
| 2302 D5908 Grm Full Yell£90.00 | 371-393 66301 Fastline£66.00 | |
| 2652 26003 Dutch£78.00 | 371-603A D829 BR Maroon£73.00 | All subject to availability |
| 2722 D5348 BR Blue£58.00 | 372-801 60156 BR Late£96.00 | UK P & P from £3.95 per order |

We also stock OO & N gauge from Bachmann, Base Toys, Britbus, Classix, Dapol, Dornaplas, EFE, Farish, Gaugemaster, Heljan, Hornby, Humbrol, Kestrel, Metcalfe, Modelscene, Oxford Diecast, P. Dundas (M), Peco, Plastruct, Ratio, Superquick, Wills, Woodland Scenic & Deluxe Materials.

ONLINE SHOP www.churchstreetmodels.co.uk

Mon-Sat 09.30-17.30 • Closed Tues, Suns & Bank Hols

Church Street Models, 10A, Church Street, Basingstoke, Hants, RG21 7QE

01256 358060 • Mail Order Welcome

Vectis - Right on Track
Friday 19th & Saturday 20th
September 2014 - Train and Toy Sale
The Benn Hall, Rugby



invaluable

The World's Premier Train Auction House

The Train and Toy sale to be held at **Rugby on Friday 19th & Saturday 20th September** is to include a fine collection of Marklin, Bing, and Bassett Lowke locomotives, coaches and wagons including a Bing MR Single, 999, Carette Atlantic. A rare Bassett Lowke style 'Big Bertha' 18-wheel Gun Wagon, Black Bassett Lowke open wagon and many others.

Train and Toy sale at The Benn Hall, Rugby
Friday 5.00pm onwards - Saturday 10.00am onwards

VECTIS AUCTIONS, FLECK WAY, THORNABY, STOCKTON-ON-TEES, TS17 9JZ

Telephone 01642 750616

Fax 01642 769478 - e-mail admin@vectis.co.uk
www.vectis.co.uk

Dates are correct at time of print but are subject to change - please check www.vectis.co.uk for updates

HARBURN HAMLET
Accessories Ready to Place

Harburn Hobbies
67 Elm Row
Edinburgh EH7 4AQ
Tel: 0131 556 3233
www.harburns.co.uk

SS380
War Memorial with WW1 Soldier Figurine
£16.75

Size: 55mm high 55mm square

SS363
Statue of Queen Victoria
£18.95

Size: 80mm high 30mm square

SS383
Elongated Traffic Island
£14.35

length 98mm width 30mm

SS324
Raised Flower Bed (70mm x 26mm) £8.35

SS322
Curved Raised Flower bed (70mm x 26mm) £8.35

SS361
Classical Fountain with female figurine
£16.75

Size: 70mm high 60mm diameter base

Ashford Model Supply Centre

We supply all manner of modelling materials and accessories for railway and scenic requirements at attractive prices. We aim to give that extra personal touch with every customer and your phone call will always be answered by a human being.

Unit 23 Ellingham Way, Ashford, Kent, TN23 6NF
Tel: 01233 635837 or 01233 800112
Email: sales@ashfordmodel.co.uk
www.ashfordmodel.co.uk



Sundeala Hobby Board is one of our best selling products. We believe we offer some of the most competitive prices in the country. So whatever your requirements call us for a quote today.

CLASSIFIEDS
TO ADVERTISE CALL
NICOLA LEE ON
01780 755131 or email
nicola.lee@keypublishing.com

HORNBY

magazine

COLLECTORS & FAIRS

CHESTER TOY AND TRAIN FAIR Northgate Arena, Victoria Road, Chester CH2 2AU Saturday 4th October 10.00am-3.00pm £2 Entry Tony Oakes Fair Tel: 01270 652773

STAFFORD SHOWGROUND TOY & TRAIN COLLECTORS FAIR The Prestwood Suite, Stafford Showground, Weston Road, Stafford ST18 0BD Sunday 5th October 10.30am-3.30pm 230 stalls Adults £3 Seniors £2.50 Children £1 www.bpfairs.com Tel 01604 846688

NEWTON ABBOT TRAINS&TOY FAIR, Sunday October 12th 2014, at Newton Abbot, The Racecourse, Devon TQ12 3AF 10.00am to 3.00pm Admission £2.00 100+ tables. Contact Ray heard Tel: 01823 480097 or email rayheard66@btinternet.com

ASHFIELD TOY & TRAIN FAIR, Festival Hall NG17 7DJ. Sunday 19th October 2014 10am-3pm. Good access, refreshments, free parking. Contact Mark: 07951 072790

KIDDERMINSTER TOY AND TRAIN FAIR(NEW VENUE) Gilt Edge Leisure Centre, Zortech Road, Kidderminster DY11 7DY, Sunday 19th October 10.30am-2.00pm £1.50 Entry Tony Oakes Fairs Tel: 01270 652773

DONCASTER RACECOURSE COLLECTORS FAIR The Lazarus Exhibition Centre, Leger Way, Doncaster, DN2 6BB Sunday 26th October 10.30am-3.30pm More than 350 stalls of toys trains and models Adults £3.50, Seniors £3, Children £1 www.bpfairs.com Tel: 01604 846688

READING VINTAGE TOYFAIR & EXHIBITION Rivermead Leisure Centre, Richfield Avenue, Reading RG1 8EQ Sunday 26th October Early Entry 8.30am £10 - 9.30am £7.00 - 10.30am to 3.30pm £3.50 - Seniors £3.00. Families 2+2 £7.00 Tony Oakes Fairs Tel: 01270 652773

ACCESSORIES

P & D Marsh

Whitemetal kits, hand painted models and laser cut wooden structures in N and 00. Painted signals available in N and 00. Free price list available.

The Stables, Wakes End Farm, MK17 9FB
Tel: 01525 280068
www.pdmarshmodels.com

BUS/RAILWAY COLLECTORS FAIR
PUDSEY CIVIC HALL, LEEDS
SATURDAY
25TH OCTOBER 2014
up to 100 stalls 10am to 4pm
Admission £1
Enquiries to Barry Rennison
0113 236 3695
Email: rennison@cc-email.co.uk
www.samuelledgardsociety.org.uk

TWENTIETH ANNUAL
RAILWAY/BUS COLLECTORS FAIR
PUDSEY CIVIC HALL, LEEDS

Saturday 10th January 2015
Opens 10:00 - 3:00pm
Admission: £2.00
Enquiries to Atter: 0113 2824986

ASSOCIATIONS

The Double O Gauge Association

Join the only society run by
00 modellers for 00 modellers!

more from your hobby contact: The membership secretary
Flat 5 26 Avondale Rd. S.th Croydon, Surrey CR2 6JA
Or visit www.doubleogauge.com

HORNBY
magazine

BOOKS

NICK TOZER

RAILWAY BOOKS BOUGHT & SOLD

Free Railway Booksearch Service

155 Church Street, Paddock, Huddersfield, HD1 4UJ

SHOP: Tue/Wed 11:00-17:00 + Thur 14:00-20:00

www.railwaybook.com nick@railwaybook.com

Tel: 01484 518159

RAILWAY BOOKS

Rare and out of print
4,000+ to view at
www.nigelbirdbooks.co.uk

01974 821281

Dereks Transport Books

www.derekstransportbooks.com

dereksbooks@btinternet.com

All transport subjects covered

Established 1995 Ringwood

GEOFF GAMBLE BOOKS

Railway book specialist covering UK and overseas prototypes, also modelling, bus, tram and shipping books. Many books post free

Visit <http://www.geoffgamblebooks.co.uk>
for further details On-line ordering on
www.rail-books.co.uk Tel: 01293 406137

DCC/DIGITAL

South West Digital

ESU distributor for the UK
(Trade most welcome)



"Quality British sounds, recreated for the LokSound v 4, with
NEW Multiple start up on F1 and sound fade In and Out on
the move." Available NOW!

Tel: +44 (0)1934 515382,
(Please note our new Tel No)
Mon-Fri: 0930 - 100hrs,

info@swd4esu.co.uk
www.southwestdigital.co.uk



DISPLAY/LAYOUTS

BOXFILE DIORAMAS

Tel: 01689 855074 Mob: 07956 086767

E-mail: chrisue@btinternet.com

"Displays and Layouts"

Chris White runs a home based business, constructing small scenic displays, and working layouts, in all the popular scales. The 'N' gauge layouts can be made to fit into boxfiles, and oblong plastic storage boxes. Chris can carry out scenery restoration work to existing railway layouts in any scale and can also do commissions to build layouts and displays.

For full details of all our displays and layouts
please visit our website:
www.boxfiledioramas.org.uk

FIGURES

Mike Pett's Supercast 00 and 0 Model Railway Figures



00 GAUGE
£1.75 EACH
2 FOR 3 UNPAINTED
Handpainted £4.50ea

NEW O GAUGE LOCO CREW
FIREMAN AND DRIVER
£8.50 each painted £5.50 each unpainted P&P on O GAUGE £3.50 postage on 00 gauge £2.00

www.modelrailwayfigures00.co.uk

Please make cheques payable to: Mike Pett,
12 Chatham Street, Ramsgate, Kent, CT 11 7PP
Tel: 01843 593417 • Mob: 07976 724225
Email: mikepettphotos@btconnect.com



BASEBOARDS

eb elite baseboards
Quality • Design • Inspiration
info@elitebaseboards.co.uk
www.elitebaseboards.co.uk
01452 720599



Scan Me



Modular & Bespoke
Baseboards



Layout Design
& Construction

GRAPHICS

Electra Railway Graphics
Quality vinyl overlays

313-N Gauge **Class 508 N Gauge**

www.electrarailwaygraphics.co.uk
N Gauge Class 313, 507 and 508 EMU kits now available!
N Gauge Class 325 Coming Soon!

E-mail: adam.warr@ntlworld.com
Telephone: 07906 148070 (after 6pm)

8 Chapel Lane, Orton Waterville, Peterborough, PE2 5EG, United Kingdom

KITS & COMPONENTS

Model Signal Engineering



Wizard Models

51L

From track laying to weathering your finished layout - and a host of signal, locomotive, carriage and wagon kits and components in between. Shop on-line at: www.wizardmodels.co.uk

UK P&P: £3.90 per order, overseas at cost, price list 5x1st class stamps.

24hr Phone 01652 635885 Mobile 0778 894 0312

Andrew Hartshorne, PO Box 70, Barton upon Humber DN18 5YX



EXTREME ETCHINGS
2 Upper Dunstead Road
Langley Mill Nottingham
NG16 4GR
email: brian@shawplan.com

Specialist suppliers of the finest quality nameplates and detailing components for the Diesel and Electric era in 2, 4, and 7mm scales

www.shawplan.com

- 0 Gauge Kits -

CONNOISSEUR MODELS

- Quality Etched & Cast Metal Kits -
- Locos, Carriages & Wagons -

www.jimmcgeown.com

or Send S.A.E. For Printed Catalogue

1 Newton Cottages, Nr Weobley, HR4 8QX

BRANCH LINES

Mashima, Hanazono, Canon motors.
Gears, gearboxes, bearings, drive shafts, wheels, crankpins, etc.
Black Beetle, Tenshodo motor bogies

4mm loco and chassis kits and detailing parts and accessories.

4 and 7mm narrow gauge loco, coach and wagon kits, chopper couplings

4mm etched coach and PBV kits (MR/LMS, LBSCR, SECR, SR, TVR)
7mm Ford T Railbus, coach kits.

P.O. BOX, WESTBURY, BA13 9AA

Tel/Fax: 01373 822231

E-mail: sales@branchlines.com

Catalogues: e-mail or SSAE + £1 in stamps or £2.50 C/card and PLEASE STATE INTERESTS

MAIL ORDER MODELS



Timber!

Kit

New NACCO KSA timber carrier - plastic kit with etched detail parts, NEM couplers and decals.



Join now!

- Bi-monthly 100-page colour Journal
- Exclusive kits & RTR models
- Shop with over 1900 items
- Area Groups countrywide

For introductory pack and free sample journal send £1.50 (£2.50 overseas) to:
Dept HM, 17 Toll Bar Road, Christleton, Cheshire CH3 5QU

www.ngauesociety.com

MODEL RAIL SHOPS

Rhyl Model Railways

44 Wellington Road, Rhyl, LL18 1BN
01745 798460

New and Used Model Railways, Most Debit and Credit Cards Accepted
Large Digital "00" Layout

Open 10am - 5pm
Monday to Saturday - half day Wednesday
11am - 4pm Sunday

model-railways-rhyl.co.uk

RHUDDLAN

MODELS

- Model Railways
- Games Workshop
- Die Cast Models
Corgie - Dinky - Matchbox
- Plastic Kits
Airfix - Revel - Etc

**NEW AND USED ITEMS
BOUGHT AND SOLD**

HIGH ST, RHUDDLAN

01745 590048

www.rhuddlanmodels.co.uk

MODEL RAIL OUTLET

LORD AND BUTLER

BACHMANN Limited Edition 2EPB
BR Green/yellow panels



LAST FEW
£119.95
+P&P



Exclusive Bachmann Limited Edition
66050 EWS Energy £129.95

The Pumping Station Penarth Rd Cardiff CF11 8TT
029 2066 7225 lordandbutler@yahoo.co.uk

Daily 10.00 - 5.30
Sunday 2.00 - 5.30

NEW LARGER SHOP OPEN NOW
CAFETERIA ON SITE AND FREE PARKING

www.lordandbutler.com

MODEL RAIL SHOP

Aspire Gifts & Models

OPENING TIMES: Mon 2pm-5pm Tues, Wed, Thurs 10am-5pm
Suppliers of all Major Railway Brands, We Chip, Service and Repair Engines. Layouts built from Track to finished item,

| Hornby Train Packs | | | Hornby Skaledale | | |
|--------------------|---------------------------|---------|------------------|-------------------------|--------|
| R2986 | Date with the Duchy | £160.00 | R8626 | Country Fire Station | £24.00 |
| R3075 | Royal Mail SR N Class | £122.00 | R8786 | Windmill | £31.99 |
| R3094 | Diamond Jubilee | £170.00 | R9653 | Baptist Church | £15.00 |
| R3146 | BR Class 101 3 Car Set | £75.00 | R9662 | LR Modern Factory Front | £17.00 |
| R3174 | Silver Jubilee Silver Fox | £150.00 | R9679 | Traction Shed | £40.00 |
| R3177 | BR 2 Bil NRM Set | £110.00 | R9742 | NER Goods Shed | £29.00 |
| R3192 | Heritage Rail Express | £110.00 | R9764 | News Agents Shop | £23.99 |
| R2998 | LNER B1 Roedeer | £102.00 | R9767 | Butcher's Shop | £19.99 |
| R3168 | Duke of Gloucester | £75.99 | R9764 | Pine Furniture Shop | £21.99 |

THESE AND THOUSANDS OF ITEMS AVAILABLE ON OUR WEBSITE CREDIT CARDS WELCOME
Come and see the progress on our new 30' x 30' 00 Gauge layout
Unit 4, Court Farm Business Park, Buckland Newton, Dorset, DT2 7BT
Telephone: 01300 345355 email: edward.aspire@btinternet.com
Website: www.aspiregiftsandmodels.co.uk

WALTONSMODELS.CO.UK

Where Will Your Hobby Take You Today?

Figures from £5.20
Peco Accessories from £1.60
Hornby DCC NMRA decoder only £13.75

Crosfield Chemicals

Limited Edition

3 x Wagons

£29.95



info@waltonsmodels.co.uk 0161 928 5940

30 Stamford Street, Altrincham, Cheshire, WA14 1EY



PAIGNTON MODEL SHOP

Stockist of:

Hornby, Bachmann, Peco, Woodland Scenics, Metcalfe, Superquick, Airfix, Scalextric, Ratio, Wills & Scenerama
N Gauge stockist for Farish
Loco Weathering Service Available

60 Hyde Road, Paignton, Devon TQ4 5BY

Tel: 01803 555882

Email:

paigntonmodels@hotmail.co.uk

Website:

www.paigntonmodelshop.com

The latest
limited edition
Lancaster Coal wagon
from Crafty Hobbies



54 Cavendish Street,
Borrow in Furness LA14 1PZ
Tel: 01229 820759
www.crafty-hobbies.co.uk

MODEL RAILWAY SHOPS

MODEL MANIA

All leading brands stocked
Mail order service
13 Clouds Hill Road, St. Georges,
Bristol BS57LD
Open Tues - Fri 09.30 - 17.00, Sat 09.00 - 17.00
Tel: 0117 9559819
email: modelmaniaemail@aol.com

MODEL JUNCTION

at the HEART of SUFFOLK
for 36 years
THE BEST
MODEL RAILWAY SHOP
more info www.modeljunction.com
Whiting St. Bury IP33 1NX 01284 753456

MRSG

MODEL RAILWAY SHOP GRANTHAM
Supplier of kits card/plastic N to O by
Peco, Ratio, Wills, Metcalfe,
Knightwing, Kestrel, Springside,
Eckon/Berko signals and Parkside
46 Watergate, Grantham,
Lincolnshire, NG31 6PR
Tel: 01476 563472

THE MODEL RAILWAY SHOP

Tel: 01977 706730
24 hour 07940368316
SPECIALISTS IN HARD TO FIND AND BACK CATALOGUE
New and used model railways bought and
part exchanged
Opening soon - POUND SHED - everything £1
email: modelrailwayshop@hotmail.co.uk

Millennium Models

Hornby Bachmann Peco Gaugemaster
New and Second Hand Stock
Javis Dapol Metcalfe Corgi Oxford
67 Queen Street, Morley, Leeds
LS27 8EB Tel: 0113 2189 286

THE MODEL SHOP

Specialist Model Railway Stockist
4 St David's Hill,
Exeter EX4 3RG
(just off the old Iron Bridge)
Now Agents for NCE DCC systems
www.trainsandtrack.co.uk
Tel: 01392 421906
shop open Mon/Sat 9.30-5.00pm

GREAT EASTERN MODEL RAILWAYS

SPECIALISING
IN ALL YOUR
MODEL
RAILWAY
NEEDS
00 + N Gauge

199 Plumstead Road Norwich, Norfolk NR1 4AB
Tel: 01603 431457
greateasternmodels.co.uk

EDWINSTOWE TRAINS N THINGS

HORNBY @ BENHAMS
Model Railway Retailer of:-
Train Sets, Engines, Rolling Stock of
Hornby, Bachmann, Graham Farish,
Gaugemaster, Dapol & Accessories.
New & Second Hand
Tel: 01623 822302 Mob: 07435 967999
Email: shop@benhamsonline.com
45 High Street, Edwinstowe NG21 9QR
www.benhamsonline.com

Redcar Models & Hobbies

130 High Street,
Redcar, Cleveland
Stocking a wide range of 'OO'
railways by Bachmann, Hornby,
Peco and Gaugemaster
Tel: 01642 494 912
sales@redcarmodels.co.uk



www.tridenttrains.co.uk
01270 842 400

We stock
HORNBY-BACHMANN-GRAHAM FARISH-DAPOL OO & N
PECO-RATIO-WILLS-RAILMATCH-PAINTS-HUMBROL
PLASTRUCT-JAVIS-WOODLAND SCENIC-OXFORD DIECAST
METCALFE OO & N-SUPERQUICK-TCS DECODERS-LENZ DCC
GAUGEMASTER-TRACKSETTA OO & N + MUCH MORE.
WEDNESDAY - SUNDAY 10.00 TIL 5.00

No10, The Craft Arcade, Dagfields Craft Centre
Crewe Road, Wagherton, Nantwich,
Cheshire. CW5 7LG


BRICKYARD MODELS

MODEL RAILWAYS BOUGHT AND SOLD
• RESPRAYS AND RENUMBERING,
LOCOS, COACHES, WAGONS, VI, BACHMANN SPARES
• WEATHERING
• REPAIRS AND SPARES
Tel: 01636 689963 Mobile: 07967 956683
Email: roger.garrett2@virginmedia.com
• WE ALSO STOCK A WIDE RANGE OF TRACTORS & FARM IMPLEMENTS •


Kent Garden Railways

16mm and G Scale Specialists



LGB ♦ Bachmann ♦ Aristocraft ♦ Accucraft ♦ Peco ♦ Piko ♦ Pola ♦ Roundhouse etc
OO and N from leading suppliers ♦ Hornby ♦ Bachmann ♦ Farish ♦ Heljan ♦ Peco
66 High Street, St Mary Cray, Orpington, Kent, BR5 3NH Tel: 01689 891668
Shop Open Mon - Sat 09.00 - 17.00 www.kgrmodels.com



Tel: 01933 355531
Mobile: 07969 535 699
(evenings & weekends)



19 Keats Way,
Higham Ferrers,
Northants. NN10 8DQ
Email: sales@hamodels.net

Coach & Wagon Kits, Wheels, Decals, Paint & Sundries
Parkside Dundas, Cooper Craft, Cambrian, Slaters, Kirk 4mm, Mailcoach, Ian Kirk
7mm, Dapol, Precision Paints, Modelmaster Decals, Old Time Workshop, Labelle Oils,
Alan Gibson, Romford
Order on line at: www.hamodels.net or ring us (same day or next day despatch)
October Exhibitions - 4th Daventry - 11th & 12th Gaydon - 18th & 19th Peterborough



Cafferata & Co. Ltd
Newark on Trent £9.99



J.C. Kew Ltd
Newark on Trent £9.99



43-45 Castlegate, Newark,
Notts. NG24 1BE
E: info@accessmodels.co.uk
Tel: 01636 673116

WWW.ACCESSMODELS.CO.UK

JOHN DUTFIELD CHELMSFORD

Wards Yard, 133 Springfield Park Road, Chelmsford, CM2 6EE
PECO, HORNBY, BACHMANN, FARISH, DAPOL, HELJAN etc
and lots more for the railway modeller.
Opening times: 9 till 5.30 Closed Weds Suns & Bank hols
Tel: 01245 494455
email: heatherwilkinson@btconnect.com
www.johndutfieldmodelrailways.co.uk

THE HOBBY BOX

121 HIGH ST, UCKFIELD, TN22 1RN TEL: 01825 765296
www.thehobbybox.co.uk

BACHMANN-CARRS-C&L-CAMBRIAN-COOPER CRAFT-DAPOL-ECKON-EVERGREEN-EXPO-FARISH-
GAUGEMASTER-HELJAN-HORNBY-K&M-KADEE-KESTREL-KNIGHTWING-LENZ-PD-MARSH-METCALFE-NOCH-
PARKSIDE-PECO-PLASTRUCT-RAILMATCH-RATIO-ROMFORD-SEEP-SLATERS-SMITHS-SPRINGSIDE-SOUTHERN-
PRIDE-SUPERQUICK-SE FINECAST-SMP-TINY SIGNS-WILLS-WOODLAND SCENICS ETC.


OPENING HOURS: Tues-Fri 10.00am - 5.30pm, Sat 9.30am - 5.00pm.

ONLINE SHOP

LENDONS

Over 60 years in
business Ext. 1944

Suppliers of Model Railway Locomotives, Coach & Wagon Stock, Accessories and Parts for all popular gauges. Hornby,
Bachmann, Peco, Graham Farish, ViTrains. Scenery building stock from Javis, Wills, Ratio, Woodland Scenics & European ranges.
Hornby Collectors Centre and Hornby Warranty Repair Centre
Massive range of Locomotives always in stock with many brand new items
Long discontinued and Limited Editions. Please ring for enquiries on items not on our website.
192 Fiddlas Road, Llanishen, Cardiff CF14 5LZ
029 2075 2563 9am-5pm www.lendons.co.uk



WANTED YOUR MODEL RAILWAYS





PLEASE CONTACT US FIRST WITH YOUR
LISTS - COLLECTIONS ARE MADE FROM
THE SOUTH COAST AREA

email: r.lines@hotmail.co.uk
website: www.ronlines.com

STOCKISTS OF: PECO HORNBY BACHMANN WOODLAND SCENICS
TCS & DIGITRAX DDC CONTROL SYSTEMS

02380 772 681

WE PROBABLY HAVE THE LARGEST
SELECTION OF SECONDHAND MODEL
RAILWAYS ON THE SOUTH COAST
332 SHIRLEY ROAD
SOUTHAMPTON
SO15 3HJ

MODEL RAILWAY SHOPS

CARLISLE, C&M MODELS, 1 Crosby Street, opposite former GPO, in Warwick Street. New and second-hand model railways, including European HO, Collectors items. Tel: 01228 514689

THE HOBBY GOBLIN
STOKE-ON-TRENT
 13 Queen Street, Burslem ST6 3EL
 Bachmann, Farish, Scenecraft, Woodland Scenics, Hornby, PECO, Dapol, PECO, Gaugemaster, Lenz, Metcalfe and much more!
 T: 01782 823818
 e: thehobbygoblin-uk@hotmail.com
 www.thehobbygoblin.co.uk

HOBBYRAIL
 SUTTON COLDFIELD
 From 1st September 2014
 We are reducing our opening hours to the following.
 Tuesday, Wednesday, Friday
 10:30am – 4:30pm
 Saturday
 10am – 4.30pm
 Closed: Thursday, Sunday, Monday
 Hornby, Bachmann, Farish, Peco, Gaugemaster etc.
 55 RILAND ROAD, SUTTON COLDFIELD, WEST MIDLANDS TEL: 0121 378 0680

Haslington Models
 134 Crewe Road Haslington CW1 5RQ
 Tel/Fax 01270 589079
 Appointed Stockist of
 Hornby, Bachmann, Farish, Dapol, VI-Trains, Peco, Gaugemaster, Heljan, Metcalf, Ration, Wills etc
 Thursday/Friday/Saturday only
 10.00 until 16.00

MODEL WORLD
 3 LONDON ROAD, NEWPORT PAGNELL, BUCKS MK16 0HA
 ONLY 1 MILE JNC14 M1
 Hornby, Bachmann, Peco etc.
 Tel: 01908 612983
 mickoxley@aol.com

Addlestone Models
 The Shop with the stock
 Surrey's leading Discount Model Centre
 Open 7 days
 Mon - Sat 9.30 - 5.30 Sun 11 - 2
 130 Station Road, Addlestone, Surrey, KT15 2BE
 www.addlestone-models.co.uk
 01932 845440

JACKSONS MODELS
 33 NEW STREET, WIGTON, CA7 9AL
 Tel: 01697 342 557
 www.jacksonsmodels.co.uk
 Hornby, Bachmann, Peco, Dapol. Scenics, Javis, Peco, Woodland Scenics, Gaugemaster, Patronics, Wills, Ratio, Metcalfe, Superquick etc
 Opening Times: Mon, Tue, Fri 9-5, Thur 9-7, Sat 10-3 Closed Wed & Sun

SCALE RAIL MODEL CENTRE
 117 Victoria Road, Horley, Surrey RH6 7AS
 01293 783558 • www.scalerail.co.uk
 • All Major Brands Stocked
 • Baseboards made to your specifications
 • Well Stocked Shop

Visiting the Isle of Wight?
 Two floors of locomotives, wagons, coaches, buildings, scenery, electrics, figures, cars and more!
 N/OO9/HO/OO/On30/G
UPSTAIRS DOWNSTAIRS
 Pier Street - Sandown - PO36 8JR
 01983 406 616 - www.udlow.com

Time Tunnel Models
 Unit 3, Fenton Barns, North Berwick EH39 5BW
 Tel: 01620 850728
 www.GoldStarStockists.net
 Full range of Hornby and Bachmann stocked

NAMEPLATES
247 DEVELOPMENTS
 STEAM ERA NAME PLATES & LOCO DETAILING PARTS. COACH KITS, SIDES AND DETAILING PARTS.
 Catalogue £2.00 from: 247Developments.
 Seven Acres, Meltham Rd, Marsden, W.Yorks, HD7 6JZ
 Tel: 01484 840 996
 WEB: 247developments.co.uk

ONLINE MODELSHOP
Model Scenery Supplies
 Scatter - Grass - Foliage - Trees
 Bushes - Turf - Tufts - Buildings - Kits
 Seafoam - Horsehair - Accessories
 Plywood - Bespoke Baseboards
 and much more at online prices!
 modelscenerysupplies.co.uk

ONLINE MODELSHOP

Custom Locos, Ltd Edn Wagons
 New Hornby, used makes
 W: carriageandwagonmodels.co.uk
 E: carriage@yahooco.co.uk
 T: 01233 633295 M: 77757342525

Repairs & Services

Model Railway Doctor
 Model Railway Repair Specialist
 Most Makes Undertaken
 DCC Specialist
 Why not visit the website for more information
 www.modelrailwaydoctor.co.uk
 or tel: 020 8907 7662

SCENICS

Vintage Transport in Miniature
 It's not just the trains that bring a layout to life
 Specialist Diorama makers and scenic's suppliers
N 17 Wycombe Street
Darlington DL3 7DA
 Gauge 2mm Scale
 Tel 07946 400237
 www.vintagetransportinminiature.co.uk graham.a.eason@gmail.com

STATION SIGNS

STATION SIGNS
 You choose the name and we make the signs
 BR 'Totems', SR Targets, nameboards, destination boards & poster boards. BR regional colours of the 1950s/60s
 www.stationsigns.co.uk admin@stationsigns.co.uk
 Telephone 07561 179155

TRANSFERS

Railtec Transfers
 waterslide transfers for all gauges & hobbies
 Large catalog of UK & Irish rail
 "In a class of their own and a joy to use."
 Pete Waterman, OBE DL
 www.railtec-models.com

SIGNALS & LIGHTING

CR Signals
 Lights, signals & kits to bring your layout to life
 N Gauge & OO Gauge
 • Signals • Lights • Signal & Light Kits
 • Trackside items • Wire & Accessories
 For the latest price list and order form
 Please email info@crsignals.com
 www.crsignals.com
 CR Signals 'Birkby' 5 The Crescent, Doncaster Road, Rotherham S65 1NL

TRACKING

"IMPRESSED WITH YOUR BALLASTING?"
 "However satisfied you are with your finished trackwork, it can be done quicker and easier with Tracklay™ underlay-the trains will run quieter aswell-try it yourself and see how much time and effort you save."

| | 5m | 10m | 20m | 30m | 40m | 50m |
|-------------------|--------|--------|--------|--------|--------|--------|
| Prices inc UK P&P | £14.70 | £23.26 | £40.54 | £58.70 | £77.30 | £84.35 |
| N | £12.20 | £17.67 | £29.56 | £42.43 | £54.34 | £63.20 |
| Z | £11.30 | £15.06 | £25.30 | £35.36 | £44.14 | £50.85 |

TRAIL SAMPLE
 £4.96 (00 or N)
 £2.00 off first order voucher
 Order online at www.tracklay.co.uk
 Tracklay Sales (Dept A), 87 Babington Road, Barrow-Upon-Soar, Leics LE12 8NH Tel. 01509 415594

WANTED

WANTED COLOUR PHOTOGRAPHS: 1) 12T Coloured Van(?Pal Van) Izal, believed to be Green and White. 2) Pitched Roof Wagon, DCL, believed to be Yellow with either Grey or Black roof
 Tel: 01241 431841 after 6.00pm.

Tri-angman
 Specialist in Model Railway
 Tri-ang, Hornby, Bachmann, Wrenn, Minic, etc
BUY & SELL HARD TO FIND ITEMS & COLLECTABLES
 Find me on www.tri-angman.co.uk
 Tel: 07966 333605 Email: laurence@tri-angman.co.uk

HORNBY
 magazine

WE WANT YOUR Model Railways



We will buy
almost any Railway
Collection, large or small.
All gauges will be taken, in any
condition. We always give an honest
price and will collect and dismantle any layout.

Telephone: **01302 371623**

Mobile: **07526 768178**

or email: anoraksanonymous@googlemail.com

To advertise Contact: **Matt Tipton** Tel: 01780 755131
Email: matt.tipton@keypublishing.com

Classifieds: **Nicola Lee** Tel: 01780 755131
Email: nicola.lee@keypublishing.com

| | | | | | |
|---|------------|---|----------------|---------------------------------------|------------|
| A C Models | 152 | Gaugemaster Controls Plc | 14/15 | Osborn's Models | 153 |
| ABM Railcraft | 142 | Ghost signs | 152 | Oxford Diecast | 107 |
| Activity Media | 145 | Gilbow Holdings Ltd | 3 | Pennine Models | 145 |
| ADM Turntables | 152 | Golden Age Models | 150 | Peters Spares Model Railways Ltd | 142 |
| Along Classic Lines.com | 143 | Great Rail Journeys | 129 | Pooleys Puffers | 133 |
| Alton Model Centre | 155 | Grimy Times | 132 | Rail Ex Taunton | 135 |
| Ancorton Models | 141 | Harburn Hobbies | 155 | Rails of Sheffield | 88-90 |
| Anoraks Anonymous | 160 | Hatton's Model Railways | 106, 119-127 | Ron Lines | 158 |
| Ashford Model Supply Centre | 155 | Hereford Model Centre | 138 | Roxey Mouldings | 133 |
| Attic & Loft Company | 91 | Hornby Hobbies Ltd | 2 | Roxley Models | 142 |
| Bachmann-Europe (W.Britain Ltd) | 164 | Ian Allan Publishing | 141 | S & J Models | 140 |
| Bournemouth Model Railway Centre | 151 | Invicta Model Rail | 145 | Sankey Scenics | 132 |
| C & L Finescale Modelling Ltd | 151 | Kernow Model Rail Centre | 136-137 | Scale Scenes | 133 |
| Church Street Models | 155 | L H Loveless | 152 | Special Auction Services | 137 |
| Dapol Ltd | 163 | Langley Models | 141 | Springside Models | 135 |
| DB Models | 148 | Loco Boxes | 132 | Superquick | 149 |
| DCC Concepts Pty Ltd | 131 | Loughborough Model Centre | 6 | The Hobby Shop | 131 |
| DCC Supplies | 153 | Mercian Models | 132 | The Loco Shed | 149 |
| Digitrains Ltd | 144 | Meridienne Exhibitions Ltd | 147, 151 | TMC | 154 |
| Doon Valley Models | 152 | Metcalfe Models & Toys Ltd | 26/27 | Trains 4 U | 132 |
| Durham Trains of Stanley | 153 | Model Railway Solutions + platform models | 132 | Train-Tech | 151 |
| Ellis Clark Trains | 146 | Model Railways Direct Ltd | 58/59 | Vectis Auctions | 155 |
| EMA Model Supplies | 153 | Model Tree Shop, The | 139 | Warners Group Publications Plc | 139 |
| Express Models | 153 | Modellers Mecca | 133 | Warrington Model Rail Show | 153 |
| Fareham & District MRC | 141 | Modelrailwayscenery.com | 133 | Warwick & Warwick | 117 |
| Flair Rail | 131 | Monk Bar Model Shop | 133 | Wicor Models | 131 |
| Folkestone Hythe & District Model Railway Club | 147 | Morley Controllers | 132 | York ModelMaking | 131 |
| Fox Transfers | 135 | Morris Models | 133 | YouChoos | 149 |
| Frizinghall Models & Railways | 142 | Olivias Trains | 149 | | |
| Gas Cupboard Models | 152 | On Tracks | 143 | | |

OCTOBER ISSUE OUT NOW

FEATURING:

THE NEW ORDER
CLASS 68S ENTER TRAFFIC

THE SHORTLIVED SHUNTERS
THE LIVES OF THE CLASS 04S

OVERALL OVERHAUL COSTS
HOW MUCH IT COSTS TO REBUILD A STEAM LOCO

THE FIRST OF THE LAST
PENNINE TRACTION SWITCH IN 1987

ONLY
£4.25

Available now from **WHSmith** and all other leading newsagents

ALTERNATIVELY, ORDER DIRECT:

Order online with FREE P&P* at
www.keypublishing.com/shop

*Free 2nd class P&P on all UK & BFPO orders. Overseas charges apply.
Postage charges vary depending on total order value.



OR



Call **UK 01780 480404**
Overseas +44 1780 480404
Lines open 9.00am - 5.30pm GMT



Also available on



also available for PC,
MAC & Kindle Fire from



Search:
Railways Illustrated

NEXT ISSUE

ABBOTSWOOD JUNCTION

Phil Bullock set out to recreate a busy junction scene in 'OO' gauge and Abbotswood Junction is the result. Trevor Jones captured this stunning layout ready for its full feature in the next issue of *Hornby Magazine*...



FREE KIT

PART THREE

FREE with the next issue of *Hornby Magazine* is the third and final component of our modular factory complex offering a water tower to match the boilerhouse (HM87) and workshop (HM88).

DON'T MISS OUT!



WEATHERING OIL TANKERS

Tim Shackleton breaks out his weathering armoury to transform a collection of Bachmann 45ton TTA tankers into workstained, realistic vehicles in this full step by step guide.



THE NEXT ISSUE OF
HORNBY
magazine

is on sale on October 9 2014

DON'T MISS IT!



HARD SHELL LANDSCAPING

Building up the landscape of a model railway can be done in many ways. Nigel Burkin shows how card lattice, masking tape and plaster bandage can be used to create a hard wearing landscape in simple steps.

PLUS

We'll be reviewing all the latest models, reporting the latest news and helping you get the most out of your modelling projects.



Model Railway Company

Dapol Limited, Gledrid Industrial Park, Chirk, Wrexham, LL14 5DG

Tel: 01691 774455
Fax: 01691 778866
e-mail: sales@dapol.co.uk

www.dapol.co.uk

'N' releases in September



2F-034-013 - 21T Hopper - NE

2F-034-014 - 21T Hopper - NE Weathered



2F-036-009 - Bulk Grain - BR

2F-036-010 - Bulk Grain - BR Weathered

Also released this month include;

- 2D-018-002** - Hymek D7026 BR Blue FYP Powered Weathered
- 2D-018-002D** - Hymek D7026 BR Blue FYP Powered Weathered DCC
- 2D-018-003** - Hymek D7013 Two Tone Green Powered
- 2D-018-003D** - Hymek D7013 Two Tone Green Powered DCC
- 2D-018-004** - Hymek D7024 Two Tone Green Powered
- 2D-018-004D** - Hymek D7024 Two Tone Green Powered DCC
- 2D-018-005** - Hymek D7072 Two Tone Green Dummy
- 2D-018-006** - Hymek D7035 BR Blue FYP Dummy
- 2S-015-003** - Ivatt 2-6-2T BR Late Crest 41231 Non-Fitted
- 2S-015-004** - Ivatt 2-6-2T BR Early Crest Weathered 4110 Non-Fitted
- 2S-016-001** - M7 0-6-0 SR Livery
- 2S-016-002** - M7 0-6-0 Locomotive BR Early Crest
- 2F-031-005** - 6 Wheel Milk Tanker West Park Dairy
- 2F-031-007** - 6 Wheel Milk Tanker Milk Marketing Board
- 2F-031-008** - 6 Wheel Milk Tanker Express Dairy (Silver)
- 2F-031-009** - 6 Wheel Milk Tanker CWS Green

'OO' releases in September



4F-033-104 - 24T Hopper - BISC

4F-033-105 - 24T Hopper - BISC Weathered



4F-080-005 - 8 Plank - S R 9329

4F-080-006 - 8 Plank - S R 9329 Weathered



4P-10-032 - 57 FT Stanier Corridor Brake

LMS Lined Maroon 5566

Also released this month include;

4F-015-005 - Fruit Mex - GWR 38274

4P-015-006 - Fruit Mex - GWR 38274 Weathered

C103B - 60FT Stanier Corridor Comp BR Maroon Lined M3898M

All product release dates correct at time of going to press

APPROVED

DAPOL ★ GOLD ★

STOCKISTS

The following retailers carry stocks of all new monthly products

ALTON: **Alton Models** tel:01420 542244
ARUNDEL: **Gaugemaster** tel:01903 884321
AXMINSTER: **Buffers Model Railways** tel:01297 35557
AYLSHAM: **Bure Valley Railway** tel:01263 733858
BARROW IN FURNESS: **Crafty Hobbies** tel:01229 820759
BIDEFORD: **Osborn's Models** tel:01237 423453
BRISTOL: **Model Railways Direct** tel:01275 774224
BURTON-ON-TRENT: **The Tutbury Jinny** tel:01283 814777
CAMBORNE: **Kernow Model Railway Centre** tel:01209 714099
CARLISLE: **C & M Models** tel:01228 514689
CHELTENHAM: **Cheltenham Models** tel:01242 523117

HEREFORD: **Hereford Model Shop** tel:01432 352809
KIDDERMINSTER: **DMB/Footplate Models** tel:01562 750076
LIVERPOOL: **Hattons** tel:0151 733 3655
NANTWICH: **Trident Trains** tel:01270 842400
NORTH LANCING: **Morris Models** tel:01903 754850
ROCHESTER: **The Signal Box** tel:01634 826370
SHEFFIELD: **Rails of Sheffield** tel:01142 551436
STROUD: **ANTICS** tel:01453 825381
SHEPTON MALLET: **East Somerset Models** tel:01749 880651
YORK: **Monk Bar Model Shop** tel:01904 659423



Get On Track...

OO Scale Model Railway Track



36-603

Straight Track 670mm



36-601

Straight Track 335mm



36-600

Straight Track 168mm



36-602

Power Clip



36-610

Short Straight Track 38mm



36-883

Buffer stop



36-607

Double Curve 2nd Radius 438mm Arc 45°



36-609

Double Curve 3rd Radius 505mm Arc 45°



36-608

Single Curve 3rd Radius
505mm Arc 22.5°



36-628

Single Curve Large Radius
852mm Arc 11.25°



36-606

Single Curve 2nd Radius
438mm Arc 22.5°



36-643

Half Curve 2nd Radius
438mm Arc 11.25°



36-872

Left-Hand
Digital Point



36-873

Right-Hand
Digital Point



36-874

Left-Hand Curved Point 438mm
Arcs 22.5° & 33.75°



36-875

Right-Hand Curved Point 438mm
Arcs 22.5° & 33.75°



36-876

Y Point Radius 852mm Arc 11.25°



36-877

Left-Hand Point 852mm Arc 11.25°



36-878

Right-Hand Point 852mm Arc 11.25°

Also Available: **NEW 36-621**

Flexi Track 914mm

OO Scale

Bachmann Europe Plc. Moat Way, Barwell, Leicestershire. LE9 8EY

www.bachmann.co.uk

