

WIN A TRAIN SET WORTH
£180

Closing date October 25 2016

PREVIEW
THE
GREAT ELECTRIC
TRAIN SHOW

**FIRST
REVIEWS**

- Heljan Class 25
- DJ Models 'J94'



HORNBY

Issue 112 **October 2016** USA \$12.99 • CAD \$13.99 • AUS \$12.95 **UK £4.40**

www.hornbymagazine.com

magazine


WE SHOW YOU HOW

**TACKLING
GRADIENTS**



Boost performance
with Powerbase in 'OO'

**DIGITAL
REVOLUTION**



Installing sound with
the Next18 socket

**BACHMANN
PRODUCT UPDATE**



Full development
report for 'OO' and 'N'

Highland FLING

Built in a bedroom:
Rannoch Moor in
the privatisation era
modelled in 'OO'



**60
NEW**
MODELS INSIDE

**HORNBY
LATEST**



**'Merchant Navy'
& cattle wagons**

KEY



9 771753 246076

Cobalt Alpha

By DCCconcepts



Alpha-Power

Cobalt Alpha-Power is a top quality Power supply for use with DC or DCC systems and it is also perfect for the Accessory power bus.

Alpha-Power has fast-acting overload protection that will instantly turn power off in the case of significant overload, giving you both audible and visible indication of overload or wiring problems and a reset is simple - Just turn the power switch off and on again.

Properly regulated for consistent results it will deliver a stable 18v DC at 5 amps irrespective of your local mains power levels.

CE and FCC approved and usable with mains voltages from 100 to 240v AC, Alpha Power is suitable for use in most parts of the world.

The natural partner for Alpha-Box, Alpha-Power has both DC output plug and screw terminal connections, so it is also an ideal choice for most DCC systems as well as DC users needing more power.



Alpha-Box

Initially conceived as a way to bring the magic of Cobalt Alpha to ALL modellers, DC or DCC, Alpha-box really IS something special. In fact we think that Alpha-Box is the best power booster available!

We really wanted maximum cross-brand compatibility so Alpha-box is very versatile ... as a result it's perhaps best described as the "Swiss Army Knife" of DCC power boosters because it offers so much more than ANY other power booster you can buy anywhere.

Alpha-Box has inputs at track power and command bus level plus a powerful 5 amp output that's well protected by fast acting short circuit overload protection. As a result it is the perfect upgrade for ALL brands of DCC start set from Bachmann EZ command to other train-set DCC controllers as well as those from more specialised brands.

NCE users really love it. Power Cab and Power Pro plug straight in, becoming fully "Cobalt Alpha" compatible systems with the addition of 5 amps of very clean track power. Other brand users really like it too... and "interface adapters" are available where needed!

Cobalt Alpha products are DCC compliant & are carefully designed from the ground up to make the wiring of your control panels very simple. Using them can reduce wiring between the control panel and layout to a single cable.

The Cobalt Alpha range and all other DCCconcepts products are distributed world-wide by DCCconcepts Pty Ltd. Our products are also distributed in the UK by Gaugemaster Controls Ltd.



Alpha Central



It just does NOT get any easier than this!

Cobalt Alpha Central is literally a complete and ready-to-use digital control panel for 12 points... in a box!

It's so simple instructions could read "Unpack-Plug in-Change points"

Alpha Central can be connected directly to any model NCE system - however the other brands are not forgotten. Alpha central will work well with any DCC system at all if used in combination with the very clever Alpha-Box, with the combination adding 5A of clean power AND full digital accessory control to the most basic of starter sets. With Alpha-Box it improves the power & performance of basic systems such as Prodigy & Prodigy Express. They also add the luxury of almost wire-free manual control-panel operation to systems from EZ Command to Z21 or ECoS.

Multiple Alpha-Central units can be linked together to control up 2000+ Accessories and addressing your Accessory decoders becomes incredibly simple once you have installed Cobalt Alpha in ANY of its forms as your DCC control interface.


Alpha

The very Heart of Alpha. Cobalt Alpha interprets commands from ANY momentary switch & turns them into a digital signal.

Cobalt Alpha allows you to connect ANY form of switch from "Stud and Probe" to a simple push-button. Alpha is of course also ideally suited for Cobalt-S Levers and the sophisticated, "Easy-to-connect" Alpha-Switch-D shown below.

No matter what choice you make for your switches, the wiring is greatly simplified and reduced as Alpha will digitise all of the switch commands, meaning that nothing needs long direct wiring. Because of this your ENTIRE Control panel could then need as little as ONE cable to connect it to the layout.

For quality "Mimic" panels without soldering and no complex wiring if any kind, we recommend that you take a look at Cobalt Alpha and Alpha-Switch-D. It really IS as easy as using LEGO!



Alpha-Switch-D

Cobalt Alpha-Switch-D is a sophisticated but super-easy to install switching system for Mimic panel control of DCC Accessories.

Usable on its own with Accessory decoders that have added switch connections or just combined with Cobalt Alpha itself, it is the SIMPLEST form of Accessory switch wiring you'll find anywhere.

Each switch includes its own indicator LED and connects simply and directly to the control PCB.

Wiring a panel takes no time at all and it really IS as simple as assembling Lego! Full instructions are supplied - we even show you a simple way to create a top quality control panel for them!

The little things really CAN Make a big difference!

A 6-wire curly Cord is often supplied with the appropriate Cobalt Alpha models.

This 6-wire cord is also available as a separate item of course. (The part number is DCD-ACL).

NCE / ROCO users will love it as it can easily replace inconvenient flat cables that are supplied with those DCC system brands as it is much more convenient to use.



Cobalt Alpha makes the wiring of control panels quick and easy!

DCC thinking outside the square
concepts

HORNBY

magazine

October 2016

Editor: Mike Wild

Assistant Editor: Mark Chivers

Senior Designer: Steve Diggle

Sub-editor: Andrew Roden

Contributors: Evan Green-Hughes, Brian Stephenson, Tim Shackleton, Nigel Burkin, Graham Gaches, Paul Chetter, Julia Scarlett, Mike Bisset, Trevor Jones, Mark Darragh, Paul Churchill, Chris Jones and Peter Simmerson.

EDITORIAL ADDRESS

Hornby Magazine, Key Publishing,
PO Box 100, Stamford, Lincolnshire PE9 1XQ

Tel: 01780 755131

Email: hornbymagazine@keypublishing.com

Website: www.hornbymagazine.com

ADVERTISING

Advertising Manager: Sarah Garrod

Email: sarah.garrod@keypublishing.com

Telephone: 01780 755131

Mobile: 07969 471756

Sales Executive: Liz Ridge

Email: elizabeth.ridge@keypublishing.com

Telephone: 01780 755131

Advertising Production: Louise Talbot

Tel: 01780 755131 **Fax:** 01780 757261

Email: louise.talbot@keypublishing.com

ADVERTISING ADDRESS

Hornby Magazine, Key Publishing Ltd,
Po Box 100, Stamford, Lincolnshire PE9 1XQ

SUBSCRIPTIONS/MAIL ORDER

PO Box 300, Stamford, Lincolnshire PE9 1NA, UK

Tel: 01780 480404

Email: Subscriptions - subs@keypublishing.com

Email: Mail Order - orders@keypublishing.com

PUBLISHING

Publisher: Adrian Cox

Managing Director: Adrian Cox

Commercial Director: Ann Saundry

Group Marketing Manager: Martin Steele

Chairman: Richard Cox

Webmaster: Simon Russell

Registered Office: Units 1-4, Gwash Way Industrial Estate,
Ryhall Road, Stamford, Lincolnshire PE9 1XP

PRINTING

Precision Colour Printing Ltd, Haldane, Halesfield,
Telford, Shropshire TF7 4QQ.

DISTRIBUTION

Seymour Distribution Ltd.,
2 Poultry Avenue, London. EC1A 9PP

Tel: 020 7429 4000

Having difficulty obtaining your copy of *Hornby Magazine*?
Please contact the subscriptions team using the details above.

Key

© Key Publishing Ltd 2016

All rights reserved. No part of this magazine may be reproduced or transmitted in any form by any means, electronic or mechanical, including photocopying, recording or by any information storage and retrieval system, without prior permission in writing from the copyright owner. Multiple copying of the contents of the magazine without prior written approval is not permitted.

Material sent to the Editor, whether commissioned or freely submitted, is provided at the contributor's own risk. Key Publishing Ltd cannot be held responsible for loss or damage howsoever caused.

The opinions and views expressed by authors and contributors within *Hornby Magazine* are not necessarily those of the Editor or Key Publishing.

We are unable to guarantee the bona fides of any of our advertisers. Readers are strongly recommended to take their own precautions before parting with any information or item of value, including, but not limited to, money, manuscripts, photographs or personal information in response to any advertisements within this publication.

HORNBY is a registered trade mark of Hornby Hobbies Limited and is used under licence.

abc


Audit Bureau of Circulation 30,846
newsstand and digital sales.

Hornby Magazine is published on
the second Thursday of each month
preceeding the cover date.

ISSUE
112

HORNBY
magazine

LATEST OFFERS
See pages 70-71 for full details.



94 Asenby St Peter

WE SHOW YOU HOW!

28 TRAIN FORMATIONS

Mark Chivers examines BR's nocturnal sleeping car workings and identifies suitable train formations for modelling in 'OO', using ready-to-run products.

42 MINIATURE POPULATION

Tim Shackleton explains why 'less is more' when it comes to detailing and populating your layout with model figures.

50 DCC CONCEPTS' POWER BASE

Chris Jones demonstrates DCC Concepts' Powerbase system on the spiraling 32in radius curved incline of his impressive 'OO' gauge layout, the Corkscrew Lines.

p42



64 OPERATION

Nigel Burkin builds a simple, flexible cassette staging system suitable for small, compact layouts in any scale.

94 DCC SOUND

Now with an updated chassis, Paul Chetter takes Bachmann's 'OO' gauge 'V3' 2-6-2T a stage further, installing digital sound and lights to this rebooted model.



FIRST REVIEWS

**72 Heljan/
Tower Models
'O' Class 25**

**78 DJ Models
'Austerity' 0-6-
OST for 'OO'**

**86 Bachmann
'OO' USA Class
0-6-OT**

ALSO REVIEWED

72 Another busy month of new releases from Bachmann, DJ Models, Heljan, Prores, Sankey Scenics, Southern Pride Models and more.



Inside...

7

EDITORIAL

Mike Wild reviews the activities of August and the surge in ready-to-run 'O' gauge model production.

8

UPDATE

All the latest news from Bachmann, DJ Models, Dapol, Heljan, Hornby and more plus you can win one of Bachmann's latest 'OO' gauge train sets, worth £180 in our exclusive competition.

18

RANNOCH

Mark Darragh's outstanding 'OO' gauge layout models one of the remotest parts of the West Highland Line in Scotland and recreates a breathtaking slice of this beautiful, yet isolated railway outpost.



36

GREAT ELECTRIC TRAIN SHOW 2016 PREVIEW

With final preparations underway, the fourth annual Great Electric Train Show 2016 takes place at the British Motor Museum in Warwickshire on October 8/9. Mike Wild previews this not-to-be-missed event.

48

HORNBY POST

Your views, opinions and comments from the *Hornby Magazine* postbag.

56

TORMOUTH

With its dramatic coastal location, Paul Churchill's stunning 'N' gauge exhibition layout showcases BR's Western Region in the 1970s, with more than just trains on the move.

82

REALITY CHECK

Evan Green-Hughes recalls Hunslet's 'Austerity' 0-6-OST, one of the most successful locomotive designs ever built.

98

ASENBY ST PETER

Set in East Anglia during the 1930s, Peter Simmerson's delightful 'O' gauge light railway incorporates incredible levels of detail, guaranteed to draw the eye at exhibitions.

106

RAILWAY REALISM

Not surprisingly overnight sleeper trains often go unnoticed. Evan Green-Hughes looks at the history, and future, of these once numerous nighttime services.

110

STAFF PROJECTS

Hornby Magazine's new 'O' gauge layout project makes more progress, as Mike Wild explains.

112

SHOW GUIDE

Hornby Magazine's comprehensive guide to forthcoming events.

WE'VE GONE SOCIAL!
Follow us on your favourite social media sites.
You'll find the latest news, images and exclusive videos! Search *Hornby Magazine*.



BR Sulzer Type 2 (Class 24)

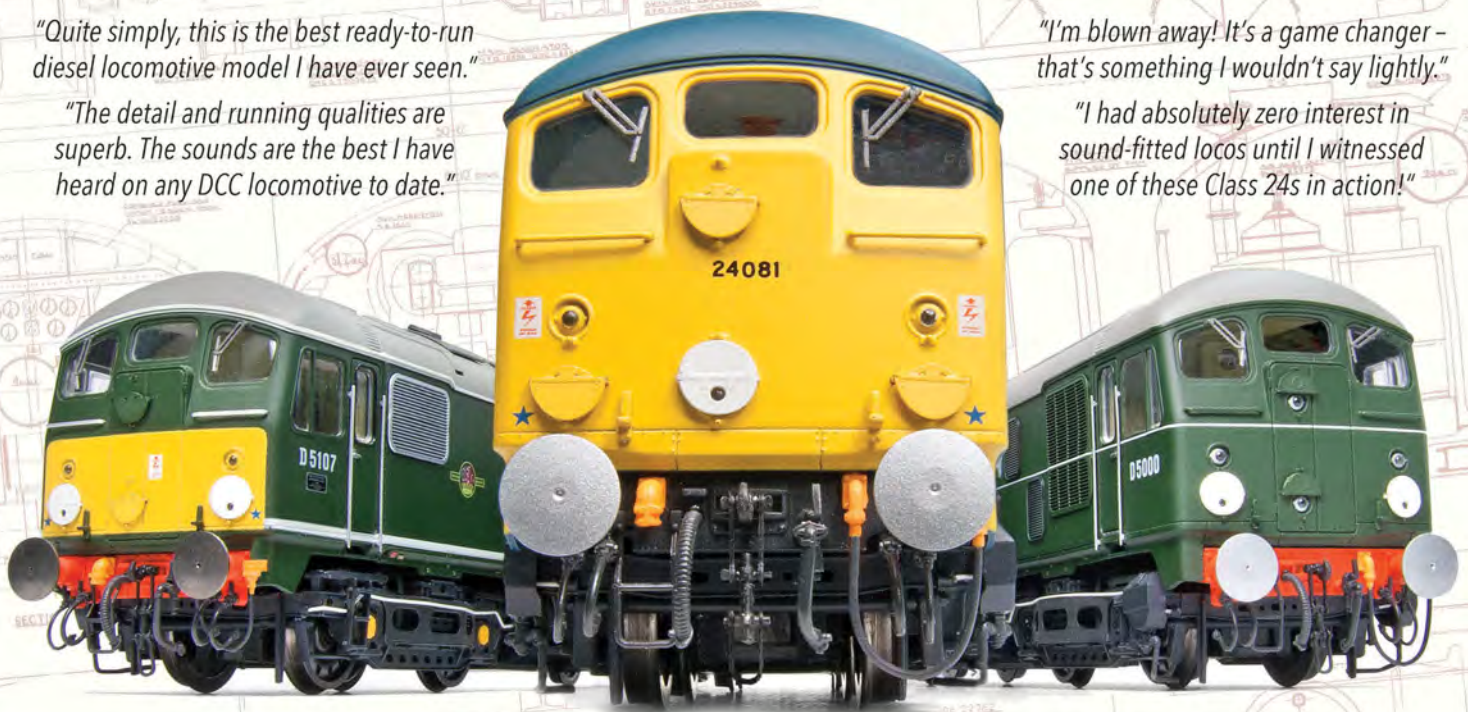
**Limited production - 4mm scale - Ready-to-run in OO, EM or P4
Revolutionary DCC Sound & DC - In stock and available now!**

"Quite simply, this is the best ready-to-run diesel locomotive model I have ever seen."

"The detail and running qualities are superb. The sounds are the best I have heard on any DCC locomotive to date."

"I'm blown away! It's a game changer - that's something I wouldn't say lightly."

"I had absolutely zero interest in sound-fitted locos until I witnessed one of these Class 24s in action!"



- Over 350 components in each model
- Available in 'OO', 'EM' & 'P4' gauges
- Researched from official BR drawings
- Incredible bogie and interior details
- Softly-sprung working 'Oleo' buffers
- Period specific detailing differences
- Authentic sounds from twin speakers
- Revolutionary new driving experience
- Stay-alive and super-capacitor upgrade

The ultimate in 4mm scale R-T-R excellence?

Don't take our word for it... See the full review in the September 2016 of *HORNBY MAGAZINE*

This model is something special - an extraordinary recreation of an ordinary hard working locomotive to a standard that we all aspire to own.

The combination of its chassis design, stunning detail and outstanding sound performance makes this a highly desirable model and the most authentic Sulzer Type 2 we have seen yet in any scale.

Mike Wild (Editor, Hornby Magazine)



Search YouTube for 'SLW Class 24', 'SLW D5000', 'SLW 24081' & 'Suttons Locomotive Works'.



For the full story, and to download the free manual, visit:

www.sulzertype2.com

Order by telephone ☎ 01780 470086

WELCOME

THE EDITOR'S PAGE



SUMMER IS traditionally a time when model railways take a back seat, but during the past few weeks that trend has been firmly bucked - and especially in 'O' gauge.

An unprecedented

13 new items of rolling stock covering locomotives, multiple units and carriages have been announced during the past month for 7mm scale - plus we've also seen the merger of specialist Lionheart Trains with Dapol. It's an incredible step forward for a scale which is clearly rising in popularity as more and more products enter the market.

Also in the news for 'O' this month are the first decorated samples of Dapol's new 10ft wheelbase wagons - a sure-fire winner in any scale and produced at reasonable prices too.

What is interesting to note is that while 'OO' gauge is a very cost-conscious scale the same doesn't appear to be so in the larger scale. That partly comes from the fact that previously modellers of 7mm scale have been used to paying much

higher prices for etched brass kits and metal locomotives. The advent of injection moulding for these new items, together with die-cast chassis, helps reduce the cost alongside a growing marketplace.

Then we have the newcomers for 'O'. Last year Minerva Models launched its Peckett 0-4-0ST and is now developing a Kerr Stuart 'Victory' 0-6-0T while the Little Loco Company is making rapid strides towards release of its debut ready-to-run diesel - the BTH Class 15.

It's all very exciting and combined with August's announcements making the scale a tempting proposition.

Naturally it won't overtake the popularity of mainstream 'OO' gauge - on cost grounds as well as product range - and that is clearly shown by the pace of development being exhibited across the board.

At the beginning of August we had the pleasure of attending a media event with Bachmann to receive a full update on its current projects where the latest pre-production samples were shown. You can read the full story on pages 8-9 but, suffice to say, there was a lot to take in!

Add to this the latest developments from Hornby on its 'Merchant Navy' and cattle wagons, the first samples of the Dapol

Class 59 and the arrival of DJ Models' first ready-to-run locomotive - the Hunslet 'Austerity' 0-6-0ST - and it has been an extremely busy month in 'OO' too.

Here at *Hornby Magazine* HQ we have been equally busy in making the final preparations and bookings for the annual Great Electric Train Show on the weekend of October 8/9. In total 25 layouts and 30 traders are confirmed for the event plus a group of demonstrators.

The venue for the event, the British Motor Museum, has been totally refurbished this year too so if you have been before there are new displays (and vehicles!) to be seen in the museum.

It promises to be a brilliant weekend of railway modelling and the team are going to be pulling the stops out to get our 'N' gauge office test track Barrenthorpe completed in time for the event. Wish us luck!

We hope to see you there and meet lots of readers during the weekend, but for now enjoy the issue.

Mike Wild
Mike Wild
Editor, *Hornby Magazine*

IN YOUR MAGAZINE THIS OCTOBER

COMPETITION

14 Your chance to win one of Bachmann's latest train sets worth £180 and tickets to Wroxham Miniature Worlds.

WE SHOW YOU HOW

Expand your modelling skills with our special features...

50 Chris Jones describes how he made use of DCC Concepts Powerbase system in 'OO'.

94 Paul Chetter examines the potential of the Next18 decoder interface in the Bachmann 'V3'.

THE LATEST NEWS

8 A full update on Bachmann's model development progress in 'OO' and 'N', 13 new items are announced for 'O' gauge, the latest samples from Hornby's 2016 range, new prototypes from Dapol and much more in this issue's packed news section.

FIRST FOR REVIEWS

The latest models are reviewed in full including Heljan's new 'O' gauge Class 25, DJ Model's 'Austerity' 0-6-0ST for 'OO' the Bachmann-produced 'USA' 0-6-0T in 'OO' plus a round up of the latest releases.

STARTS ON PAGE 72

FEATURED THIS ISSUE

Rannoch Moor: Mark Darragh set out to model the famous highland location in his spare bedroom. The result is superb.

Tormouth: One of the latest layouts to be announced for October's Great Electric Train Show, Paul Churchill's 'N' gauge layout models a fictitious station in Devon in the hydraulic era.

Asenby St Peter: Peter Simmerson's 'O' gauge East Anglian set layout has developed into an impressive multi-format system. We bring you the full story on this attractive 1930s model.

SEE PAGES 18, 56 & 98

Bachmann half-year update showcases 'COAL TANK'

This is the first engineering prototype of the Bachmann LNWR 'Coal Tank' for 'OO' - and shows a promising model.



BACHMANN revealed progress with its latest projects and new samples in a half-year update on August 3. Highlights amongst the samples on display included the first shots of the Webb 'Coal Tank' 0-6-2T, decorated samples of the new Thompson corridor stock and the first look at the eagerly anticipated South Eastern and Chatham Railway 'Birdcage' stock.

The 'OO' gauge 'Coal Tank' will have a retail price of £114.95 and the specification for the decoder socket has now been upgraded from 6-pin to the newly introduced

Next18 socket. Three versions will be available: 1054 in LNWR lined black (Cat No. 35-050), 7841 in LMS black (35-031) and 58900 in BR black with early crests (35-032). A delivery date has yet to be confirmed for the 0-6-2T.

Prices have also now been confirmed for the 'OO' scale 'Brighton Atlantic' with the models of 2426 *St Alban's Head* in Southern Railway olive green (31-920) and 32424 *Beachy Head* in BR black with early crests (31-921) being confirmed at £179.95 each. The 4-4-2 was expected as a first engineering sample in late August

or early September for evaluation.

The Stanier 'Mogul', the next new steam locomotive to be released by Bachmann in 'OO', has been priced at £149.95 with three versions planned covering LMS and BR period liveries. The 2-6-0 is targeted for release in February 2017. The Wickham trolley has been confirmed for delivery in October this year.

Also debuting at the half-year update were samples of the Class 70/8 and 'Warflat' in 'OO' together with the Hawksworth 'Autocoach' for 'N' gauge and the Class 450 Desiro centre car for


'OO'. Decorated samples of the new 'N' gauge 'Castle' 4-6-0 were also available for inspection, while the first engineering prototypes of the 'N' gauge Class 40 were expected to be received for evaluation at the end of August.

On the 'OO' gauge carriage front the decorated Thompson corridor carriage samples showed the simulated LNER teak finish applied to the steel sided stock as well as BR carmine and cream. Vehicles for production are the Corridor Second, Corridor Composite, Brake Composite, Brake Second and Corridor First.

The GWR 'Castle' 4-6-0 for 'N' gauge is shaping up nicely.



The Class 450 Desiro power car engineering sample for 'OO':



GWR Autocoach first sample in 'N':



Engineering sample for the SECR 60ft 'Birdcage' stock in 'OO':



Thompson Corridor Composite in simulated LNER teal.



Decorated BR carmine and cream Thompson Brake Corridor Second.



The price per vehicle will be £52.95 with release anticipated in January/February 2017.

The 'OO' gauge 60ft South Eastern and Chatham Railway (SECR) 'Birdcage' samples offered a promising view of the finished product which is currently slated for release in mid-2017. The price per vehicle will be £59.95 with a choice of SECR dark lake, Southern Railway olive green and BR vermillion liveries being offered on the Brake Composite, Composite and Brake Third.

At the event the manufacturer took the opportunity to provide

detailed updates on all its current projects showcasing the current status of CAD/CAM drawing work on the 'OO' gauge steam crane, TPO stowage van and BR Mk 2f carriages together with the 'OO9' Baldwin 4-6-0T and wagons. It also reported that the Freightliner flats, Class 90 and 'J72' 0-6-0T chassis upgrade were in the CAD drawing stage while the GWR '94XX' 0-6-0PT, LNER 'V2' 2-6-2, LMS 'Royal Scot' 4-6-0, LNER 'J39' 0-6-0, Class 117, 121 and 414 are all at the design stage for 'OO'.

In 'N' gauge, the next release will be the BR Hawskworth Autocoach

in January 2017, priced at £34.95, to be followed in February 2017 by the GWR 'Castle' 4-6-0 (the first 'N' gauge locomotive with a Next18 decoder socket) priced at £139.95 in DCC ready format and £219.95 with factory fitted sound. The Class 40 will be next, planned for June 2017, while CAD drawing work for the Mk 2f and 'Birdcage' carriages is underway in 'N' together with the Class 70/8 sub-class and N Gauge Society 'Carflat'. The 'J72' 0-6-0T and Class 319 Electric Multiple Unit (EMU) are in the design phase.

Bachmann also says it is working to reduce the backlog of design

projects through changes to the engineering team in Hong Kong. This has already reduced from 55 outstanding new products in March 2015 to 35 in August 2016.

The event also saw Bachmann take stock of its recent appointment as European distributor for Prores model tools and accessories as well as a showcase of current Scenecraft building developments. Its new Dynamis RailController software was also demonstrated – see separate story.

● Visit www.bachmann.co.uk for more information.

DYNAMIS RAILCONTROLLER SET FOR AUTUMN RELEASE

■ Bachmann is seeking to simplify digital train control with its newly developed Dynamis Railcontroller PC software. The package is designed to operate with the Dynamis Ultima base station with connection being provided via a conventional Universal Serial Bus (USB) cable. Railcontroller is expected to be released this autumn with a retail

price of £49.95. It will operate on any PC operating system from Windows XP to Windows 10, but has not been designed to operate with Apple Macintosh OS systems. It has been optimised for touch screen operation as well as with a mouse, and the Dynamis handset remains a functional part of the system. Features of the software will

include custom mimic style trackplan drawing, locomotive database, 'real speed' operation, pre-programmed data for all Bachmann produced locomotives, on screen function operation for sound locomotives, simple consisting, up to four throttles on screen at any one time, control of points and accessories, recording of automation

sequences and more. Bachmann sees Railcontroller as the first step towards a comprehensive computer software for digital layout operators. Already on its agenda for further development is a locomotive detection system to enhance functionality further. ● Visit www.bachmann.co.uk for more information.

HATTON'S GOES 'O' WITH 'A3', 'A4' AND TEAK COACHES!

HATTON'S of Liverpool has announced in August that it will be working with Heljan to produce new ready-to-run 'O' gauge models of the Gresley 'A3' and 'A4' 4-6-2s as well as three of the LNER's distinctive teak bodied 61ft 6in carriages.

The commission to Heljan will see Hatton's release the two prestigious

East Coast Main Line 'Pacifics' with a choice of four different tenders as well as options to configure correct chimney and dome designs for specific locomotives. They are to have plastic bodies with heavy chassis while propulsion will come from a large can motor with brass flywheels. Digital Command Control is also to be catered for

HATTON'S 'O' GAUGE 'A3' AND 'A4' 4-6-2S

Class	Identity	Livery	Cat No.
'A3'	2750 <i>Papyrus</i>	LNER lined apple green	A3001
'A3'	4472 <i>Flying Scotsman</i>	LNER lined apple green	A3002
'A3'	2745 <i>Captain Cuttle</i>	LNER black	A3003
'A3'	60072 <i>Sunstar</i>	BR express lined blue	A3004
'A3'	60035 <i>Windsor Lad</i>	BR lined green, early crests	A3005
'A3'	60077 <i>The White Knight</i>	BR lined green, late crests	A3006
'A3'	60103 <i>Flying Scotsman</i>	BR lined green, late crests	A3007
'A4'	2509 <i>Silver Link</i>	LNER silver	A4001
'A4'	4468 <i>Mallard</i>	LNER garter blue	A4002
'A4'	4468 <i>Mallard</i>	LNER garter blue (as preserved)	A4003
'A4'	4489 <i>Dominion of Canada</i>	LNER garter blue	A4004
'A4'	4464 <i>Bittern</i>	LNER garter blue	A4005
'A4'	60007 <i>Sir Nigel Gresley</i>	BR express lined blue	A4006
'A4'	60012 <i>Commonwealth of Australia</i>	BR lined green, early crests	A4007
'A4'	60009 <i>Union of South Africa</i>	BR lined green, late crests	A4008
'A4'	60008 <i>Dwight D Eisenhower</i>	BR lined green, late crests	A4009



with the locomotives expected to be available in mid-2018.

The price per locomotive will be £750 with a choice of seven 'A3s' and nine 'A4s' on Hatton's list. These will cover LNER and BR liveries as well as preservation era locomotives – see panel.

The teak carriages selected by Hatton's for production are the Diagram 175 Brake Composite,

Diagram 186 Open Third and Diagram 115 Corridor Third.

All will be released in a choice of LNER varnished teak, BR carmine and cream and BR lined maroon with a choice of two vehicles in each livery. Delivery is anticipated in late 2018 with the carriages priced at £249 each.

● Visit www.hattons.co.uk for more information.



'Merchant Navy' first shots

Hornby has taken delivery of the first pre-production samples of the bodysells for its new 'OO' gauge model of the Bulleid 'Merchant Navy' 4-6-2. The model was announced in February 2015.

Concurrent with the arrival of the first samples, Hornby has also shown the livery artwork for the first three locomotives – 21C1 *Channel Packet* (R3434), 21C3 *Royal Mail* (R3435) and 35028 *Clan Line* (R3436).

Release is anticipated in early 2017 with a price of £164.99 per model. A Twin Track Sound fitted version as 35023 *Holland-Afrika Line* (R3382TTS) is also planned with a price of £184.99.

● Visit www.hornby.com for more information.



HORNBY RECEIVES DECORATED CATTLE WAGONS

The first decorated samples of Hornby's new 'OO' gauge Southern Railway 10ton cattle wagons were revealed during August, bringing

the models one step closer to their planned October release.

The model will be available as a Maunsell 1930 vehicle as well

as a later Bulleid 1947 vehicle. Both feature turned metal wheels and NEM coupling pockets with a choice of Southern Railway

brown and BR bauxite liveries. The price per model is £19.99.

● Visit www.hornby.com for more information.



NR SPA

FTG Models is producing a second run of its 'OO' gauge BR SPA four-wheel steel wagons modelling the five vehicles repainted in Network Rail yellow.

The new production run will be available only as a set of five

vehicles for £105 modelling SPAs 460049, 460056, 460059, 460060 and 460063. The models are limited to 220 of each vehicle and they are available to order from FTG Models.

● Visit www.ftgmodels.co.uk for more information.



MERL EVANS – 1947-2016

Bachmann's former Head of Research and Development Merl Evans passed away on August 10. Merl, who had retired from Bachmann in summer 2014, was instrumental in the model manufacturer's development of a new range of British releases from the early-1990s.

Merl first entered the model railway industry with Palitoy in the design department for Action Man accessories, but his passion for railways saw him introduce Mainline Railways

with the company at the 1976 Toy Fairs. After a period working in point of sale design he took the opportunity to interview with Bachmann where he became well known for his work on the 'OO' gauge range.

Bachmann Europe Managing Director David Haarhaus commented: "We are all devastated by the loss of Merl. He was instrumental in the development of the company's large portfolio of 'OO' scale locomotives and rolling stock for over 20 years."

DAPOL PLANS 'O' GAUGE '57XX' AND REINTRODUCES LIONHEART MODELS

DAPOL HAS ANNOUNCED that it will be producing a new ready-to-run 'O' gauge model of the GWR '57XX' 0-6-0PT – a class which ran to more than 800 examples.

The '57XX' will have a similar specification to previous Lionheart Trains 'Panniers' with a die-cast chassis, five-pole motor, body variations, sprung buffers, 21-pin decoder socket and more all promised in the specification. Liveries will cover BR black with

early crests as 5717 (Cat No. 75-007-001), Great Western Railway (GWR) green with Great Western lettering as 5700 (75-007-002), GWR green as 9659 (75-007-003), London Transport maroon as L94 (75-007-004) and BR black with late crests as 3716 (75-007-005).

The price per model is expected to start at £235 for a Digital Command Control (DCC) ready model with DCC fitted and sound options promised too. A release date

has not been specified.

Following the merger of Lionheart Trains with Dapol on August 5, Dapol has also announced the re-introduction of the former Lionheart Trains GWR '64XX' and '74XX' 0-6-0PTs together with the GWR Autotrailers previously produced by the independent 'O' gauge specialist.

Six 'Panniers' are on the cards, four '64XXs' and two '74XXs' with an identical specification to the original Lionheart

models. However, the price has been reduced by 24% to £400. Complementing them will be five versions of the Autotrailer covering GWR and BR liveries with a price point of £200 – 42% less than previous releases.

The merger also sees Dapol take over the BR 16ton mineral wagons and 14ton Air Ministry tankers launched in early 2016 by Lionheart Trains for 'O' gauge.

● Visit www.dapol.co.uk for more information.



Heljan reveals DMU and 'Mogul' plans for 'O'!

Four Diesel Multiple Units and a second GWR steam locomotive have been announced by Heljan for 'O' gauge with the Class 117, 120, 121 and 128 DMUs being planned together with a GWR '43XX' 2-6-0.

The announcement was made at the Gauge O Guild exhibition in Telford on September 3/4 where the manufacturer revealed that the Class 128 is proposed for release in the fourth quarter of 2017 at a price of £579.

It will be available in original condition with split headcode boxes as W55991 in BR green with speed whiskers (Cat No. 8910), W55992 in BR green with



yellow gangway doors and white cab roofs (8911), M55994 in BR blue (8912) and W55991 in BR blue (8913). In addition the 128 will also be produced in its later format, without gangways, as M55995 in BR blue (8950) and 55993 in Royal Mail red (8951).

The Class 121, 117 and 120 DMUs are all at an early stage

of development with pricing and delivery dates yet to be announced. The high-density '117' is to be produced as a three-car unit while the Swindon '120' is planned as two-car and three-car units.

The manufacturer has also begun CAD drawing work for a GWR '43XX' 2-6-0 – its second

GWR 'O' gauge steam locomotive which will complement the recently announced GWR 'Large Prairie' (HM101).

Heljan has also updated the timescale for its previously announced 'O' locomotives with one per quarter expected for release throughout 2017. Due in the fourth quarter of 2016 is the GWR 'Large Prairie', the Class 37 with centre headcodes is due in the first quarter of 2017, the Class 45 in the second quarter, the Class 05 in the third quarter and finally the '128' in the fourth quarter of 2017.

● Visit www.heljan.dk for more information.

'O' gauge 10ft wagons progress



New decorated samples of Dapol's 10ft wheelbase wagons have been received covering the planked and plywood side 12ton vent vans, 10ton insulated van, 13ton open wagon



and 13ton Hybar wagon with tarpaulin rail. All are now at an advanced stage of development with prices starting from £45 for the open wagons and rising to £49.95 for the

box vans. Release is anticipated in November 2016 with models of the BR 12ton meat van and Vanwide expected to follow in 2017.

● Visit www.dapol.co.uk for more information.



Dapol shows first Class 59 sample and more

Dapol has received new engineering and decorated samples for two of its new 'OO' gauge projects covering the Class 59 at first prototype stage and the latest livery samples of the MJA twin sets in Freightliner green.

The first sample of the Class 59 models the 59/1 sub-class with features including rotating axle stubs, posable cab doors, provision for a bass reflex speaker and a 'drop-in' smoke



generator. The Class 59/0 and Class 59/2 will also be catered for. Also shown by Dapol during August were decorated samples

of the Freightliner green liveried MJA twin set bogie box wagons. These are subject to revision of the interior colour, but are

currently expected to become available in early-2017.

● Visit www.dapol.co.uk for more information.



WROXHAM MINIATURE WORLD PLANS LARGEST 'OO' LAYOUT

Construction of what is aimed at becoming the world's largest 'OO' gauge model railway is set to start this autumn at Wroxham Miniature Worlds in North Norfolk with the aim of having the first section open in summer 2017.

The project, which will cover 3,500sq ft, will form part of the developing permanent model railway attraction which now

fills 15,000sq ft in total. The new 'OO' layout is expected to feature more than 10,000 trees, 6,000 people, 1,000 cars and more than 100 buildings.

A scale 40 miles of track will weave through the scene carrying a range of British outline train formations.

Since opening in spring 2014 more than 50,000 visitors have

been recorded at the attraction with the trains and cars achieving an incredible 40,000 real miles.

The attraction is open all year round and is located opposite Hoveton and Wroxham station.

Hornby Magazine win passes to Wroxham Miniature Worlds in this month's competition.

● For more information visit www.wroxhamminiatureworld.co.uk.

THE WINNERS ARE...

The winner of HM110's Summer Giveaway competition is J Pearse of Bradford-on-Avon (Hornby 'Q6' 0-8-0). Runners up receiving a pack of *Hornby Magazine* special publications are I Fairbank from the Isle of Wight, J Anderson from Llanelli, B Hopkins from Herne Bay and M Platter from Brandon. Congratulations!

DJ Models launches CROWD FUNDING FOR A CLASS 92



THE CLASS 92 HAS BEEN selected as the next model for a crowd funded manufacturer campaign by DJ Models with the offer of versions in both 'OO' and 'N' gauge and with sound options. The projects launched on August 23 by inviting expressions of interest via DJ Models website.

The specification for the Class 92 in 'OO' aims for all-wheel drive, heavy chassis, correct lighting, a Plux22 DCC socket, two sprung pantographs, coreless motor, sound compatibility with space for a large bass reflex speaker, etched details and replacement front valances to cover the NEM coupling pockets.

The price for the 'OO' non-sound version is expected to be £150 with pricing for the sound version yet to be announced. Locomotives selected for release are 92016 in DB Schenker red and grey (Cat No. DJMOOC92-001), 92023 *Ravel* in unbranded triple grey with

SNCF cab logos (DJMOOC92-002), 92032 in GBRf Europorte colours (DJMOOC92-003), 92001 *Victor Hugo* in EWS maroon (DJMOOC92-004) and 92030 *Ashford* in Railfreight Distribution branded triple grey (DJMOOC92-005).

In 'N' gauge the Class 92 is set to feature a similar chassis specification and sound compatibility as well as move forward to use the Next18 decoder socket. The price for non-sound 'N' gauge versions will be in the region of £130 and the same five locomotives are planned in the first batch.


Completing the list of new announcements from DJ Models in August is a third crowd funded initiative to produce packs of five 1960s and 1970s cars for British 'N' scale. Priced at £19.95 the vehicles will be a Vauxhall Viva, Austin Allegro, Austin 1100, Ford Zephyr and a Rover P5B.

● Visit www.djmodels.co.uk for more information.

WIN A Bachmann THANET FLYER TRAINSET



**WORTH
£180**



QUESTION: Who designed the Southern Railway 'N' 2-6-0?

a. Adams b. Maunsell c. Bulleid

HORNBY MAGAZINE'S latest competition offers a star prize of a £180 Bachmann Thanet Flyer trainset. It contains a Maunsell 'N' 2-6-0 and two Bulleid carriages in Southern Railway malachite green together with an oval of track which will fill 4ft x 3ft, an analogue controller and power connector. Plus we have runner up prizes of a family ticket and two pairs of adult tickets to Wroxham Miniature World – www.wroxhamminiatureworld.co.uk All you have to do to enter the competition is answer the following simple question by October 25 2016.

HOW TO ENTER

For your chance to win, simply send your name, address and telephone number to: 'Hornby Magazine Thanet Flyer Competition', Key Publishing, PO Box 100, Stamford, Lincolnshire PE9 1XQ. Alternatively, visit www.hornbymagazine.com and fill in the entry form or e-mail the same information to competitions@keypublishing.com with 'Hornby Magazine Thanet Flyer Competition' in the subject field.

Closing date for entries is October 25 2016 at 12:00 GMT and winners will be notified no later than November 1 2016. There is no cash prize alternative and Editor's decision is final. On occasions Key Publishing may make offers on products or services that we believe to be of interest to our customers. If you do not wish to receive this information please state NO INFORMATION clearly on your entry. No purchase necessary.

EVERYTHING YOU NEED FOR YOUR DIGITAL RAILWAY

DIGITRAINS

**Just starting out in DCC and not sure what's available?
Grown out of your system and thinking of upgrading?
Getting into sound and want to know the best decoders?**

DIGITAL COMMAND CONTROL (DCC) is one of the fastest growing areas of the model railway hobby.

As the first new company to set up as a DCC specialist in the UK, DIGITRAINS now has a decade of hard-earned experience to share. Working in all the popular scales, we are here to guide you through the often daunting process of choosing the best equipment.

We stock a wide range of products as well as offering free advice, a decoder installation service and, we believe, the best DCC 'test drive' facility around.

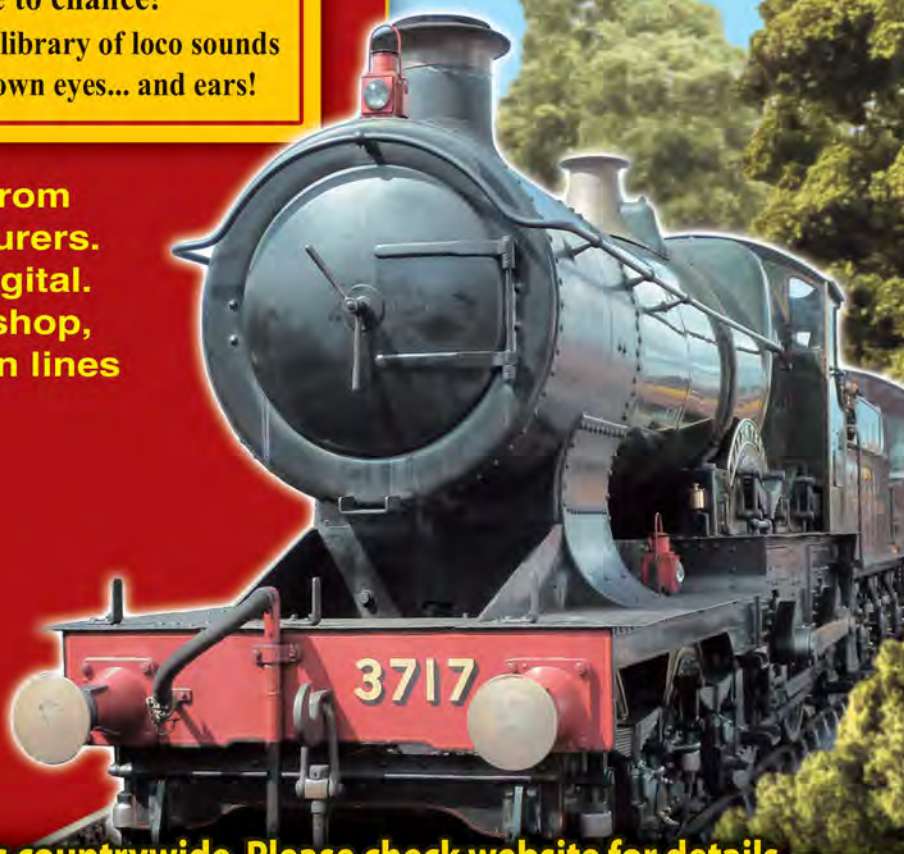
Don't leave that major purchase to chance!

Why not visit our shop? Our comprehensive library of loco sounds can be demonstrated in front of your very own eyes... and ears!

We stock 1,000s of products from more than 30 leading manufacturers. And don't worry if you're not digital. We're also a traditional model shop, holding all the major ready-to-run lines



- Try before you buy
- Expert advice
- Great service
- Experience
- Major brands
- Worldwide mailing



We regularly attend railway shows countrywide. Please check website for details

**15 Clifton Street, Lincoln LN5 8LQ
01522 527731**

**www.digitrains.co.uk
enquiries@digitrains.co.uk**

GAUGEMASTER.com

The Online Home of The Engine Shed

DCC CONTROL

DIGITAL CONTROL SYSTEMS



DCC01 Prodigy Express System £149.95



DCC02 Prodigy Advance2 System £279.95

DCC03 Prodigy Advance2 Wireless System £479.95

DECODERS

DCC22 CLASSIC 2 Function Micro £24.95

DCC23 CLASSIC 6 Pin Plug-in Decoder £24.95



DCC26 Compact 8 Pin Decoder w/Harness £14.95

DCC27 OMNI 21 & 8 Pin Decoder £18.95

DCC28 OMNI 6 Pin Decoder with Harness £20.95

DCC29 OMNI Direct Plug Decoder £19.95

BPDC27 OMNI 21 & 8 Pin Decoder (5) £89.95

BPDC28 OMNI 6 Pin with Harness (5) £99.95

BPDC29 OMNI Direct Plug Decoder (5) £94.95

DCC30 Accessory Decoder 4 Accessories £59.95

DCC ACCESSORIES

DCC11 Prodigy Extension Plate £37.95

DCC13 Prodigy Adv2 Wireless Walkaround £179.95

DCC14 Prodigy Adv2 Backlit Walkaround £129.95



DCC15 "Decoder Doctor" Decoder Tester £79.95

DCC40 Auto Reverse Module £39.95

DCC49 Prodigy DCC Booster Unit 8 Amp £179.95

DCC51 Prodigy Wireless Conversion Set £259.95

DCC55 Prodigy Wired Computer Interface £54.95

DCC60 Spare plug for Prodigy £3.45

DCC61 Medium NEM 652 Socket (5) £7.95

DCC62 Prodigy Universal Lead (2m) £5.50

DCC63 Prodigy Adv Power Supply Unit £25.95

DCC64 Prodigy Power Pack Lead £6.95

DCC65 Prodigy Express Power Supply Unit £25.95

DCC71 Prodigy Decoder Tester £9.95

DCC72 8 to 21 Pin Adaptor £4.65

DCC77 Prodigy Walkaround Adapter £9.95

ANALOGUE CONTROL

MAINS POWERED CONTROLLERS



GMC-COMBI Single Track Controller £39.95

GMC-100M Single Track £84.95

GMC-100MO Single Track O Scale £84.95

GMC-10LGB Single Track G Scale £99.95

GMC-10LGBSF Single Track G Scale Fan £169.95

GMC-P Single Track Simulation £99.95

GMC-PO Single Track Simulation O Scale £104.95



GMC-D Twin Track £39.95

GMC-DO Twin Track O Scale £169.95

GMC-DS Twin Track Simulation £169.95

GMC-TS Three Track Simulation £174.95



GMC-Q Four Track £179.95

PANEL MOUNT CONTROLLERS



GMC-100 Single Track £34.95

GMC-100.0 Single Track O Scale £44.95

GMC-100LGB Single Track G Scale £54.95

GMC-U Single Track Simulation £44.95

GMC-UF Single Track Feedback £39.95

GMC-UO Single Track Simulation O Scale £39.95

GMC-UD Twin Track £54.95

GMC-UDT Twin Track Feedback £59.95

GMC-UDS Twin Track Simulation £69.95

GMC-UTS Three Track Controller Sim. £79.95

GMC-UQ Four Track £84.95

HANDHELD CONTROLLERS

GMC-W Single Track £39.95

GMC-WH Single Track Feedback £39.95

GMC-WS Single Track Simulation £59.95

MAINS POWERED TRANSFORMERS

GMC-M1 Output 2 x 16V AC £49.95

GMC-MDC Output 2 x 12V DC £54.95

GMC-M2 Output 1 x 18V AC (2.5a) £54.95

GMC-M3 Output 1 x 24V AC (1.25a) £54.95

GMC-M4 Output 2 x 12V DC (1.25a) £54.95

WALL MOUNTED TRANSFORMERS

GMC-WM1 Output 1 x 16V AC or 12V DC £19.95

GMC-WM2 Output 1 x 9V DC (0.6a) £14.95

GMC-WM3 Kato Unitrack UK Power Supply £14.95

GMC-WM4 Output 12V DC (Regulated) £14.95

OPEN TRANSFORMERS

GMC-T1 Output 2 x 16V AC (1a) £24.95

GMC-T2 Output 1 x 18V AC (2.5a) £24.95

GMC-T3 Output 1 x 24V AC (1.25a) £24.95

GMC-T4 Output 2 x 12V AC (1a) £24.95

MODULES

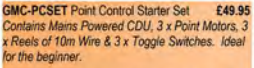
GMC-SS1 Super Shuttle Unit £34.95

GMC-SS1LGB Super Shuttle Unit G Scale £44.95

GMC-SS2 Station Stop Unit £39.95

POINT CONTROL

POINT CONTROL STARTER SET



GMC-PCSET Point Control Starter Set £49.95

Contains Mains Powered CDU, 3 x Point Motors, 3 x Reels of 10m Wire & 3 x Toggle Switches. Ideal for the beginner.

MAINS POWERED POINT CONTROL SYSTEM

GMC-PCU1 Point Control Unit £114.95

GMC-PCU2 Slave Unit for PCU1 £52.95

CAPACITOR DISCHARGE UNITS



GMC-CDU Capacitor Discharge Unit £13.95

GMC-MCDU Mains Powered CDU £24.95

UNCOUPLERS

GMC-EM1 N Electro Magnetic Uncoupler £8.95

GMC-EM2 Coupling Adaptor Fret (20) £4.95

GMC-TLU OO Tension Lock Uncoupler £10.95

POINT MOTORS



GMC-PM1 SEEP Motor with Built-In Switch £5.50

GMC-PM2 SEEP Motor No Switch £4.95

GMC-PM4 SEEP Motor Latching Mechanism £6.25



GMC-PM10 Solenoid Point Motor £6.95

GMC-BPPM10 Solenoid Point Motor (5) £29.95

Designed with easy installation in mind, this motor features a built-in reversible mounting plate (with adjustment slots and holes), robust, plated metalwork and fibreglass PCBs for longer life. The magnetic coils are high efficiency for reliable operation. Also has easy to use "solder-free" screw terminals. Includes mounting screws and a throw-bar extension.



GMC-PM10D Digital Solenoid Point Motor £18.95

All the features of the PM10 but with an inbuilt DCC decoder to make wiring even easier.

POINT MOTOR ACCESSORIES



GMC-PM50 Connection Boxes (3) £3.95

When you run out of wire when connecting points, simply screw the end of the wire into one end of the connection box and begin the new run of wire at the other. Fixing screws included too.



GMC-PM51 Tripled Point Motor Wire 10m £6.95



GMC-PM52 Point Motor Accessory Pack £2.95

The set also includes five ballast stickers which come with a pre-cut slot, which allow you to hide the hole in your baseboard created when you drill a hole in your baseboard for your point motor lead.

GMC-PM53 Harnesses for PM10D (2) £3.95

GMC-PM50 Solenoid Point Motor Decoder £12.95

TRACK

ELECTRONIC HIGH FREQUENCY TRACK CLEANERS FOR DC (ANALOGUE) USE ONLY

GMC-HF1 Single Track Unit £39.95

GMC-HF2 Double Track Unit £49.95

AXLE-HUNG TRACK CLEANING PADS

GM37 OO/HO Track Cleaning Pads (3) £5.75

GM39 N Track Cleaning Pads (3) £5.75

TRACK TESTER



GM52 Multi Scale Track Tester £4.95

OO SCALE FLEXIBLE TRACK

GM90 900mm N/Silver Flexible Track (100) £29.95

GM93 900mm N/Silver Bk Flexi Track (24) £79.95

GM94 900mm N/Silver Bk Flexi Track (24) £79.95

GM97 900mm N/Silver Bk Flexi Track (100) £29.95

GM19 Code 100 (OO) Rail Joiners (24) £2.95

OO SCALE TRACK ACCESSORIES

GM45 OO/HO Re-Railer £5.35

GM54 OO Buffer Stop £1.95

BPGM54 OO Buffer Stop (5 Pack) £8.50



GM55 OO Lit Buffer Stop £7.25

GM56 OO Buffer Stop Lights (Pack of 2) £9.95

GM13 Pair of Leads (Joiners/Bare Wire) £4.95

GM66 Hornby Type Track Pins 10mm £2.65

GM67 Extra Long Track Pins 15mm £2.65

N SCALE FLEXIBLE TRACK

GM96 900mm N/Silver Bk Flexi Track (24) £54.95

GM18 Code 80 (N) Rail Joiners (24) £2.95

N SCALE TRACK ACCESSORIES

GM46 N Re-Railer £2.95

GM53 N Scale Buffer Stop £4.35

BPGM53 N Scale Buffer Stop (Pack of 5) £21.50

GM57 N Lit Buffer Stop on Track £9.25

GM58 N Buffer Stop Lights (Pack of 2) £9.95

GM17 Pair of Leads (N Joiner/Bare Wire) £4.95

OO GREY BALLASTED UNDERLAY SYSTEM



GM114 OO/HO Granite Ballast (500g) £3.75

GM117 OO/HO Granite Ballast (200g) £2.55

GM200 Flexible Ballasted Underlay (5m) £22.95

GM204 Point & Crossing Ballasting Kit £7.95

OO BROWN BALLASTED UNDERLAY SYSTEM

GM111 OO/HO Brown Ballast (500g) £3.75

GM110 Flexible Ballasted Underlay (5m) £22.95

GM214 Point & Crossing Ballasting Kit £7.95

N GREY BALLASTED UNDERLAY SYSTEM

GM115 N Granite Ballast (500g) £3.75

GM118 N Granite Ballast (200g) £2.55

GM201 N Flexible Ballasted Underlay (5m) £22.95

GM205 N Point & Crossing Ballasting Kit £7.95

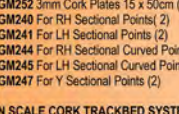
N BROWN BALLASTED UNDERLAY SYSTEM

GM113 N Brown Ballast (500g) £3.75

GM211 N Flexible Ballasted Underlay (5m) £22.95

GM215 Point & Crossing Ballasting Kit £7.95

OO SCALE CORK TRACKBED SYSTEM



GM251 3mm Cork Trackbed 4.5 x 50cm (6) £8.95

GM252 3mm Cork Plates 15 x 50cm (2) £4.50

GM240 For RH Sectional Points (2) £4.25

GM241 For LH Sectional Points (2) £4.25

GM244 For RH Sectional Curved Points (2) £4.25

GM245 For LH Sectional Curved Points (2) £4.25

GM247 For Y Sectional Points (2) £4.25

N SCALE CORK TRACKBED SYSTEM

GM231 2mm Cork Trackbed 2.8 x 50cm (6) £8.95

GM232 2mm Cork Plates 15 x 50cm (2) £4.50

GM225 For RH Sectional Points (2) £3.95

GM226 For LH Sectional Points (2) £3.95

SCENICS

STARTER PACK



GM194 Scenic Starter Pack £24.95

GENERAL SCENIC MODELLING PRODUCTS

GM100 Mod Roc (2.75m) £4.65

GM119 Fine Plaster of Paris (1kg) £4.25

GM130 1/16 Cork Sheet 3 x 2' (60 x 90cm) £6.75

GM131 1/8 Cork Sheet 3 x 2' (60 x 90cm) £10.75

GM167 Balsa Bundle 50 x 76 x 229mm £2.25

GM168 Balsa Bundle 75 x 150 x 450mm £9.95

GRASS & GRAVEL MATS



GM20 Spring Grass Mat 100cm x 75cm £7.95

GM21 Summer Grass Mat 100cm x 75cm £7.95

GM22 Autumn Grass Mat 100cm x 75cm £7.95

GM23 Gravel Mat 100cm x 75cm £5.95

GM39 Spring Grass Mat 240cm x 120cm £29.95

MEADOW MATS



GM140 Meadow Mat - Spring 6mm Grass £9.25

GM141 Meadow Mat - Meadow 6mm Grass £9.25

GM142 Meadow Mat - Spring 12mm Grass £12.25

GM143 Meadow Mat - Meadow 12mm Grass £12.25

GM147 Meadow Mat - Beige 6mm Grass £9.25

GM148 Meadow Mat - Beige 12mm Grass £12.25

STATIC GRASS SYSTEM



GM196 Static Grass Starter Set £9.95

GM193 Puffer Bottle £4.95

GM169 Static Grass Glue (250ml) £4.95

GM170 Spring Grass Flock (30g) £3.35

GM171 Summer Grass Flock (30g) £3.35

GM172 Moorland Grass F



STRUCTURES

OO SCALE LASER CUT BUILDINGS



GM453 Garden Shed Kit £6.50

OO SCALE "FORDHAMPTON" PLASTIC KITS

Fordhampton is a bustling market town on a busy mainline running through the rolling South Downs. With both local and express services steaming through, Fordhampton Station serves all kinds of trains from commuters travelling to and from London as well as excursions to the seaside at Brighton! Wherever you are going the station master will be happy to help you get to your destination.



GM401 Fordhampton Station £25.95



GM402 Fordhampton Signal Box £10.95



GM403 Fordhampton Footbridge £17.95



GM404 Fordhampton Level Crossing £11.95



GM405 Fordhampton 60s Estate House £15.95



GM406 Fordhampton Locomotive Shed £19.95



GM407 Fordhampton Carriage Platforms £9.95



GM408 Fordhampton Village Store or Pub £17.95

COMING SOON...
GM409 Fordhampton Pub/Bistro TBA
GM410 Fordhampton Rest Home/Doctors TBA
GM411 Fordhampton Farmhouse/Cottage TBA



KESTREL DESIGNS

N GAUGE PLASTIC KITS

GMKD01 House	£4.35
GMKD02 Shop	£4.35
GMKD03 Bungalow	£3.60
GMKD04 Church with Porch	£5.95
GMKD05 House/Shop Unit with Glazing	£6.75
GMKD06 Two Shop Unit with Glazing	£6.75
GMKD07 Four House Unit	£6.75
GMKD08 Country Station	£6.75
GMKD09 Station Buildings	£5.35
GMKD10 Island Platform with Flat Canopy	£8.25
GMKD11 Flat Canopy	£5.95
GMKD12 Small Signal Box	£6.45
GMKD13B Farm Rail Fencing Brown	£3.10
GMKD13W Farm Rail Fencing White	£3.10
GMKD14 Telegraph Poles	£3.10
GMKD15 Windows Doors & Guttering	£4.35
GMKD16 Platforms (2)	£2.35
GMKD17 Platform Ramps (2)	£2.35
GMKD18 Station Yard Huts	£3.35
GMKD19 Weighbridge & Office	£4.35
GMKD20 Coal Office	£3.35
GMKD21 Level Crossing/Keepers Cottage	£5.95
GMKD22 Four Greenhouses	£3.10
GMKD23 Two Domestic Garages	£3.10
GMKD24 Water Tower	£3.85
GMKD25 Corner Shop	£4.65
GMKD26 Corner Pub	£4.65
GMKD27 Three Storey Townhouse	£5.95
GMKD28 Three Storey Town Shop	£5.95
GMKD29 Modern Station	£7.95
GMKD30 Modern Station Waiting Room	£5.75
GMKD31 Station Masters House	£6.45
GMKD32 Pair Pre War Semi Det. Houses	£7.25
GMKD33 Boilerhouse & Chimney	£6.45
GMKD34 Stable Block	£3.85
GMKD35 Cow Shed	£3.60
GMKD36 Barn	£5.95
GMKD37 Farm House	£7.50



GMKD38 Steel Footbridge	£7.50
GMKD39 Modern Industrial Unit	£5.95
GMKD40 Modern Fire Station	£7.25
GMKD41 Platforms Wide (2)	£3.35
GMKD42 Platform Ramps Wide (2)	£2.35
GMKD43 Goods Shed	£7.75
GMKD1000 Town Station	£16.95
GMKD1001 Old Factory with Chimney	£19.95

N GAUGE LASER CUT KITS

The same as the ultra detailed OO equivalents (GM451/GM452/GM453) - pack sizes vary from the 4mm versions though

GMKD51 Wooden Fencing	£5.25
GMKD52 Lattice Fencing	£5.25
GMKD53 Garden Sheds (2)	£5.50

N GAUGE VALUE KIT SETS

GMKD2000 Station Set	£14.95
GMKD2001 Town Set	£12.95
GMKD2002 Suburban Set	£14.95
GMKD2003 Farm Set	£16.95



TOOLS

MODEL RAILWAY MAINTENANCE

GM50 OO/HO Locomotive Wheel Cleaner	£39.95
GM47 N Gauge Wheel Cleaner	£34.95
GM51 Spare Pads for GM50	£17.95
GM49 Spare Pads for GM47	£17.95
GM59 N Scale Wheel Cleaner	£15.95



GM60 OO Scale Wheel Cleaner	£19.95
GM619 Precision Lubricator	£4.75
GM667 Superfine Oil Pen w/Teflon Particles	£5.95
GM668 Electrical Contact Oil Pen	£9.95

GENERAL MODELLING TOOLS

GM08 Modelling (115mm)	£6.95
GM26 Track Rubber	£3.15
GM27 Jumbo Track Rubber	£5.75
GM600 A2 Cutting Mat	£14.95
GM601 A3 Cutting Mat	£9.95
GM602 A4 Cutting Mat	£4.95
GM603 A5 Cutting Mat	£2.95
GM604 Round Nose Pliers	£6.95
GM605 Flat Nose Pliers	£6.95
GM606 Side Cutters	£6.95
GM607 Half Round Pliers	£6.95
GM608 Bent Nose Pliers	£6.95
GM609 S/Steel Tweezers (4)	£7.95
GM610 Double Ended Pin Vice	£5.95
GM611 Sawset 1 w/ Scalpel Handle	£9.95
GM612 Hole Saw & Arbor for Point Motor Fitting	£3.50
GM613 Trim-away Knife	£3.75
GM614 S/S Scalpel & Blades	£5.50
GM615 Plastic Scalpel & Blades	£5.95
GM617 Pick-Up Tool	£6.50
GM618 Magnifier Tweezers	£3.95
GM621 Looking forceps Curved	£5.95
GM622 Hot Wire Cutter for Scenic Modelling	£19.95
GM624 Swivel Top Pin Vice	£6.75
GM625 Curved Tweezer Reverse Action	£4.50
GM626 Straight Tweezer Reverse Action	£4.50
GM627 Blunt End Tweezer Reverse Action	£4.50
GM629 Cutting Discs (10)	£4.95
GM630 Screw Top Mandrels (3)	£4.50
GM631 Slitting Discs (10) & Mandrel	£5.25
GM632 Budget Needle File Set	£6.95
GM633 Glass Fibre Pencil 4mm	£4.75
GM634 4mm G/Fibre Refills (10)	£7.50
GM635 2mm Glass Fibre Pencil	£9.95
GM636 2mm G/Fibre Refills (5)	£9.95
GM638 Cutting Brushes 0.6-2.0	£5.95
GM640 Archimedian Drill Stock	£7.95
GM641 HSS Jobbers Drills 0.5 (5)	£5.75
GM642 HSS Jobbers Drills 0.8 (5)	£5.45
GM643 HSS Jobbers Drills 1.0 (5)	£6.45
GM644 HSS Jobbers Drills 1.2 (5)	£6.85
GM645 HSS Jobbers Drills 1.5 (5)	£3.60
GM646 HSS Jobbers Drills 1.8 (5)	£5.95
GM647 HSS Jobbers Drills 2.0 (5)	£5.95
GM648 Microbox Drills 0.3-1.6	£7.50
GM649 Microbox HSS Twist Drill Bits 61-80	£5.95
GM650 HSS Jobbers Drills 0.3 (5)	£5.95
GM651 HSS Jobbers Drills 0.4 (5)	£5.95
GM652 HSS Jobbers Drills 0.6 (5)	£5.95
GM653 HSS Jobbers Drills 0.7 (5)	£5.95
GM654 HSS Jobbers Drills 0.9 (5)	£5.95
GM655 Spare Blades for GM614	£8.95
GM660 Pick n Place Pin Cutter	£4.75
GM664 Economy Sprue/Plastic Cutter	£6.75
GM666 Clip On Magnifying Eye Glass	£10.95
GM669 Pin Pusher with Depth Stop	£12.95
GM670 Deluxe Paintbrush Set	£5.95



GM683 Soft Grip Knife Set with Blades	£6.95
GM684 Spare Blades for GM683	£1.50
GM693 Value Model Railway Drill	£9.95
GM694 Main Powering Value Drill	£16.95
GM695 Model Railway Screwdriver Set	£4.95
GM696 Masking Tape 6mm x 18m (2)	£1.95
GM697 Masking Tape 10mm x 18m (2)	£2.75
GM698 Masking Tape 18mm x 18m (1)	£2.65

RAZOR SAWS

GM572 Razor Saw Superfine	£11.75
GM573 3 in 1 Saw Set	£14.95
GM574 Razor Saw Fine	£11.75
GM575 Razor Saw Medium	£11.95
GM576 Aluminium Mitre Box	£16.50
GM577 Fine Woodcraft Saw	£11.95
GM578 Flush Cutting Saw	£15.75
GM579 Universal Razor Saw	£12.75

SOLDERING IRONS & BITS

GM680 15W 230V Soldering Iron	£16.95
GM681 25W 230V Soldering Iron	£17.95
GM682 40W 230V Soldering Iron	£19.95
GM685 15W No.8 Tip	£3.95
GM686 15W No.6 Tip	£3.95
GM687 25W No.6 Tip	£3.95
GM688 25W No.7 Tip	£3.95
GM689 25W No.8 Tip	£3.95
GM690 40W No.6 Tip	£3.95
GM691 40W No.7 Tip	£3.95
GM692 40W No.8 Tip	£3.95

SOLDERING ACCESSORIES

GM01 Low Melt Solder 70 degrees (20g)	£4.25
GM02 Solder 180 degrees (20g)	£3.95
GM03 White Metal Flux	£5.95
GM04 Brass Flux	£5.95
GM05 Non Acid Safety Flux	£6.25
GM06 Solder Wire 145 Degrees	£4.85



ELECTRICS

GM501 Slide Switch DPDT	£1.70
GM502 Slide Switch DPDT (Cioff)	£1.70
GM503 Toggle Switch SPST	£2.35
GM504 Toggle Switch DPDT	£2.65
GM505 Mini-Toggle DPDT (Cioff)	£3.15

GENERAL ELECTRICAL ACCESSORIES

GM12 Pair Connecting Leads (Pin/Bare Wire)	£4.65
GM14 Crimped Pin Terminals (6)	£2.95
GM15 Ring Terminals (6)	£1.95
GM16 Pair Connecting Leads (Pin/Pin)	£4.95
GM28 Crocodile Clips Red/Black Pair	£1.75
GM29 Knob for Rotary Switches & Pots	£2.85
GM40 1.5a Rectifier	£4.95
GM41 Thermal Cut-Out 1 Amp	£3.95
GM42 Thermal Cut-Out 2.5 Amp	£3.95
GM75 PS6 6-Way Din Plug/Socket	£3.15
GM77 12-Way Plug Terminal Block	£1.95
GM89 Pack of 5 Amp Fuses (5)	£2.75

WIRE

GM09RB Twinned Wire Red/Black (10m)	£6.75
GM10 Wire Red/Black/Green (10m of each)	£15.95
GM11BK Wire Black 7 x 0.2mm (10m)	£5.95
GM11BL Wire Blue 7 x 0.2mm (10m)	£3.95
GM11BN Wire Brown 7 x 0.2mm (10m)	£3.95
GM11GN Wire Green 7 x 0.2mm (10m)	£3.95
GM11GR Wire Grey 7 x 0.2mm (10m)	£3.95
GM11W Wire White 7 x 0.2mm (10m)	£3.95
GM11P Wire Pink 7 x 0.2mm (10m)	£3.95
GM11R Wire Red 7 x 0.2mm (10m)	£10.95
GM11W Wire White 7 x 0.2mm (10m)	£10.95
GM11Y Wire Yellow 7 x 0.2mm (10m)	£3.95
BPGM11BK Black Wire 7 x 0.2mm (100m)	£3.95
BPGM11BL Blue Wire 7 x 0.2mm (100m)	£3.95
BPGM11BN Brown Wire 7 x 0.2mm (100m)	£3.95
BPGM11GN Green Wire 7 x 0.2mm (100m)	£3.95
BPGM11GR Grey Wire 7 x 0.2mm (100m)	£2.75
BPGM11O Orange Wire 7 x 0.2mm (100m)	£8.95
BPGM11P Pink Wire 7 x 0.2mm (100m)	£4.75
BPGM11R Red Wire 7 x 0.2mm (100m)	£6.75
BPGM11W White Wire 7 x 0.2mm (100m)	£10.95
BPGM11Y Yellow Wire 7 x 0.2mm (100m)	£12.95

LIGHTING

GM61 Micro LED White (4)	£7.95
GM62 Micro LED Red (4)	£7.95
GM63 Micro LED Blue (4)	£7.95
GM64 Micro LED Orange (4)	£7.95
GM69 Grain of Wheat Bulb 12v Yellow (5)	£3.95
GM70 Grain of Wheat Bulb 12v Red (5)	£3.95
GM71 Grain of Wheat Bulb 12v Clear (5)	£3.95
GM72 Grain of Wheat Bulb 12v Green (5)	£3.95
GM73 Grain of Wheat Bulb 12v Orange (5)	£3.95
BPGM69 GOW 12v Yellow (100)	£49.95
BPGM70 GOW Bulb 12v Red (100)	£49.95
BPGM71 GOW Bulb 12v Clear (100)	£39.95
BPGM72 GOW Bulb 12v Green (100)	£49.95
BPGM73 GOW Bulb 12v Orange (100)	£49.95
GM80 LED Green 3mm 12v (5)	£2.25
GM81 LED Red 3mm 12v (5)	£2.25
GM82 LED Yellow 3mm 12v (5)	£2.25
GM83 LED Red 5mm 12v (5)	£1.95
GM84 LED Red 5mm 12v (5)	£1.95
GM85 LED Yellow 5mm 12v (5)	£1.95
GM76 Resistor 1K Ohm for LEDs (10)	£1.65

MAGNETS

GM86 Small Magnets (10)	£5.50
GM87 Medium Magnets (10)	£5.75
GM88 Large Magnets (10)	£6.00
GM98 3v Bulbs (10) & Capacitors (5)	£5.95
GM99 Pack of Reeds & 5 Magnets	£13.95

UNIVERSAL RELAY SWITCH

GM500 Universal Relay Switch	£5.50
BPGM500 Universal Relay Switch (3)	£14.50
GM500 Universal Relay Switch (DCC Friendly)	£5.75



GAUGEMASTER

Limited Edition News

N SCALE

DAGM221 GBRf Aggregate Industries

66711 "Sence"

£109.95 - Expected November 2016

DAGM230 Brighton Evening Argus

DAGM235 The Royal Alex

£69.95

Both Already Sold Out to Pre-Orders

DAGM231 IC Executive Pristine

73 142 Broadlands

£69.95

ETA: 09/2016

DAGM232 First GBRf

73 141 Charlotte

£69.95

ETA: 09/2016

DAGM233 South West Trains

73 235

£69.95

ETA: 09/2016

DAGM234 Southern Livery

73 202

£69.95

ETA: 09/2016

OO SCALE

£129.95

IN STOCK

DAGM100 The Royal Alex

DAGM101 Brighton Evening Argus

"NEW" DCC FITTED £149.95

"NEW" DCC SOUND FITTED £239.95

GAUGEMASTER

2016 NEW ITEMS BROCHURE

Free from your local dealer or direct from us.

GAUGEMASTER

2016 NEW ITEMS

Free from your local dealer or direct from us.

GAUGEMASTER

2016 NEW ITEMS

Free from your local dealer or direct from us.

GAUGEMASTER

2016 NEW ITEMS

Free from your local dealer or direct from us.

GAUGEMASTER

2016 NEW ITEMS

Free from your local dealer or direct from us.

GAUGEMASTER

Rannoch

Inspired by the lonely West Highland Line outpost, **MARK DARRAGH** set out to build this pretty but isolated station in 'OO' gauge.

PHOTOGRAPHY, NIGEL BURKIN.



Right inset: The lineside cottage is lavishly detailed and even includes a rotating washing line.



Below: Class 37/4 37406 The Saltire Society departs Rannoch with an engineers working. The viaduct is scratchbuilt from plastic sheet and strip around a plywood base.



STATISTICS

Owner:	Mark Darragh
Scale:	'OO' gauge
Length:	10ft
Width:	6ft
Track:	Peco code 100
Control:	DCC, Gaugemaster Prodigy
Period:	2005 onwards



RANNOCH takes inspiration from the real station located on the scenic West Highland Line that runs to Fort William and Mallaig.

The remote location, rugged landscape and architecture make this line very appealing to modellers but it wasn't an obvious choice for me. After moving to Scotland with work back in 1999 I developed an interest in the Scottish rail network and my model collection grew to reflect what I saw. It wasn't until we moved to a bigger flat whilst living in Edinburgh that I gained a spare bedroom to have as a railway room and my thoughts turned to what I could build in the space I had available.

The room was a decent size with around 16ft x 9ft to play with, but it did come with one small caveat that it needed to be available to use as a bedroom if we had guests to stay. I also needed storage space for my models and I liked having my desk next to the window for good light to model in. I settled on a footprint of 10ft x 6ft as this gave me a decent size layout which fitted into the room and could stay up permanently to allow good progress.

With the plans in place for a layout, I just needed to work out what I was going to model. I wasn't short of ideas as during this time I travelled to work in Fife by train but many of my ideas required a much larger space. I kept looking at the stock I had and then remembered an article I had read that featured the West Highland Line 'sleeper', which up until 2006 was Class 37 hauled. The locations and scenery looked amazing and by chance I had seen 37416 at Edinburgh Waverley as it had failed to head North on that occasion.

The West Highland Line fascinated me and had well and truly captured my imagination. I focussed my search on the line turning to the internet and Google maps. Following the route of the line on there I noted down the station names I came across. I then searched using these station names for images until I discovered Rannoch. It retained its typical 'Swiss chalet' style station building and platform mounted signalbox and had a footbridge linking the platform to the car park. The viaduct beyond the station seemed a popular location for photographers and my location was decided.

With the location selected, a track plan was sketched out on a bit of paper which I thought would work in the space I had. »



This was then drawn on a roll of lining paper with a few points and lengths of flexible track laid out to check it looked acceptable in the space. I plotted where the key features and buildings would all go and at this stage I worked out that if I extended the scene around the corners I could fit in a viaduct, albeit much smaller than the actual one at Rannoch.

VISION TO REALITY

Prior to building Rannoch I had never attempted to base a model on an actual place before as the thought of having to

Left: 66111 crosses Rannoch viaduct on the approach to the station.

Below: Representing the new form of traction, for the era, on the 'sleeper' train, EWS Class 67 67001 enters the loop at Rannoch.



scratchbuild everything to go on it put me off. I'd also not been on the West Highland Line to visit the actual location and still haven't made it to Rannoch yet. However, I needed to have a visual image of everything in my mind and get a feel for the atmosphere of the actual place, as both of these elements are important to help me create realism in a model.

I used the internet to gather as many images of the place as possible and made lots of notes and sketches of all the little details I could see in the photographs. I then worked from these to try and recreate

everything as realistically as possible. An internet search produced some good results and the photograph sharing website Flickr proved useful as it had lots of images from this location. Many of the shots I found were taken by tourists of the surrounding scenery and at the station itself which included so much useful detail. Because there are so many everyday objects and people in these types of photographs it meant I was able to get a good idea of the scale of things and work out what needed to go where and also what to include on the model.

To give you an idea how I can work from

a photograph, my starting point was the tiny entrance shelter from the car park. I found a photograph with the red telephone box and an estate car in front of it and tried to recreate this scene in model form. The telephone box was made up from the Langley kit as I think this captures the traditional red boxes well and I had a model estate car which I positioned a similar distance away from this. I held up a bit of card behind these objects and I marked on the top height of the walls, ends and roofline and then worked from there to create a model that would sit in the scene. »





Left:
EWS
66111, complete
with Highland
stag logo, waits
to depart with
a mixed rake
of BDA bolster
wagons and BR
45ton TTA tanks.

Below:
Class
37/0 37174
ticks over in
the permanent
way siding at
Rannoch.

BUILDING THE STRUCTURES

The station building is one of my favourite aspects of the layout and took around six months to build on and off. I made some drawings to work to, adding in as much detail from photographs as I could. Whilst this helped create the footprint, where doors and windows would go and the height of the brickwork, the size of doors and windows were still a bit of a mystery. To overcome this I actually measured the front door of my flat as it was of a similar size, style and age to the real thing. I also had a bay window in the lounge and a single and double sized window in the bedrooms so this gave me enough to go on. Pete Harvey of PH Designs contacted me and designed a brass etch of all the doors and windows I needed, which not only saved a lot of time but greatly improved the finished results.

Like most of my buildings, I started off with a base of 2mm thick art card and drew out the building footprint. Onto this I then used Wills brick sheets, in this case glued into place with various sections of Evergreen plastic strip for the door frames, window frames and steps. The plastic strip was also used for the wooden frames that sit on top of the lower brick base sections with Slater's sheets for the wall sections above as I found something that would be a good representation for the wavy panelling above. The hipped roof was the hardest part to build and started off with the upper sections from Wills slate sheets first before the lower sections were added.

Tamiya masking tape cut into thin strips was used for the ridge sections and also for the lead flashings around the chimneys.



These were also made up from Wills brick sheets with Milliput for the cement at the top and pots made from plastic strip. The underside has wood planking (Slater's plastic sheet) and beams exposed with the gutters added and brass rod was used for the downpipes due to the size and bend in them. It's fair to say I got a bit carried away with the interior of the station which includes fireplaces, tables and chairs, till, glass cake counter and bunk beds, all made from plastic strip and card. Warm white LEDs are fitted with bright white micro LEDs for the exterior station lighting.

Other buildings were built in a similar way such as the cottage beyond the station and the other is a modified Hornby thatched cottage kit that I'd had for years. The footbridge was made up from a Lochgorm kit and was the first attempt at an etched kit. It went together well and was actually quite relaxing to build despite the concentration needed.

BUILDING THE BASEBOARDS

Rannoch was always intended as a layout to use at home but I knew we would move into a house at some point in the future so it needed to be portable. With living in a flat the baseboards needed to be constructed in the hall and materials obtained from my local DIY store about a mile away that could be carried on foot.

The boards are simple 6ft x 2ft 6mm plywood sheets with 2in x 1in planed timber frames. These were glued and screwed together with bullet type metal dowels for board alignment and small G clamps used to hold the boards together. The end result was a set of four boards which are solid but lightweight.

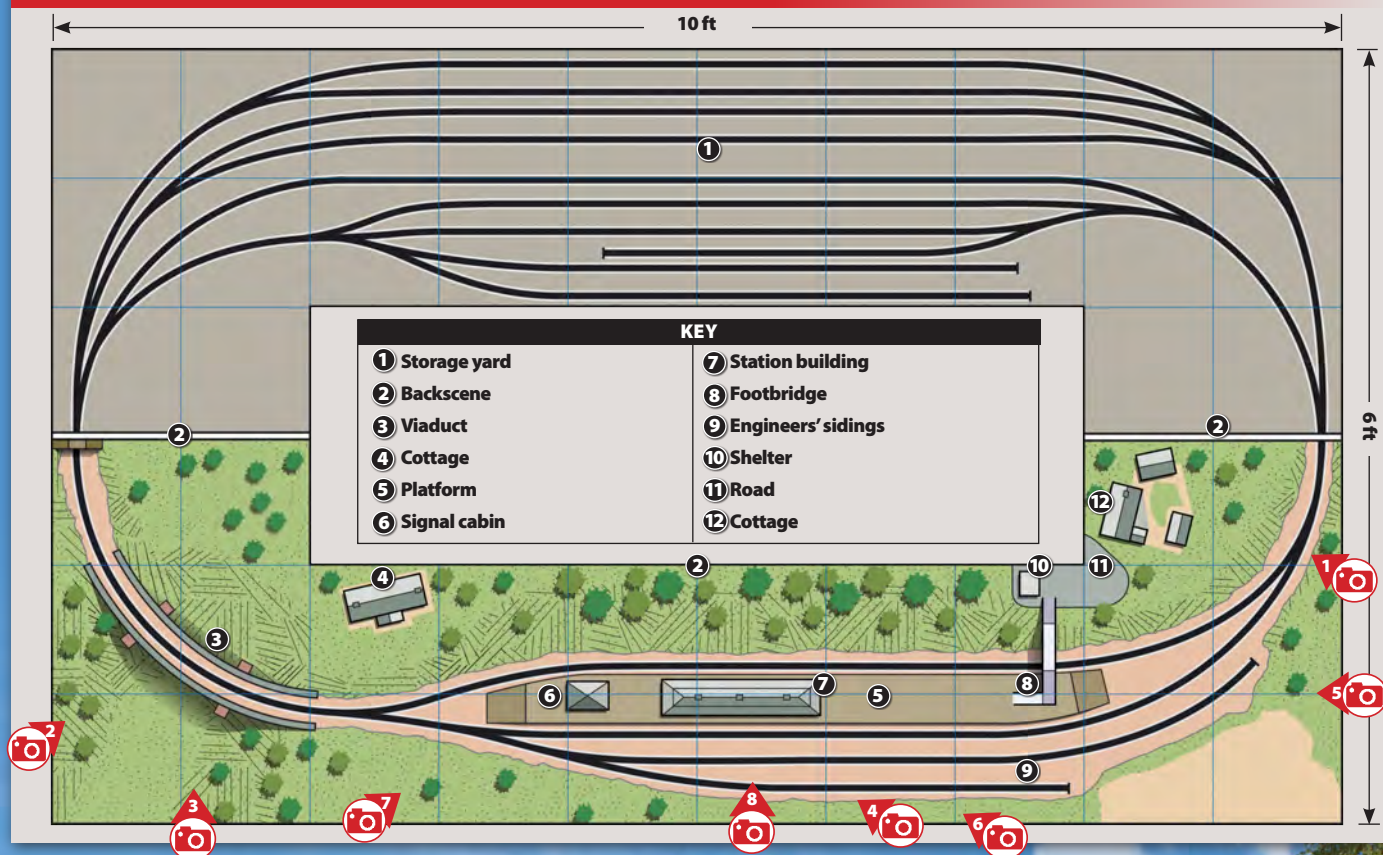
The board with the viaduct required a different design with part of the frame in the front corner dropped to a lower height to create the valley floor. The plywood sheet was laid on in full and, once the trackbed was drawn on, cut out with a

jigsaw to leave the deck for the viaduct track bed. This had a couple of bits of wood added to provide support which would later be clad as the pillars. When the boards were put up in the room, I realised that the door couldn't be opened, so part of the lower frame was cut back and the frame altered to suit. The boards sit on wooden trestles built as fixed A frames and the layout stands at a nice height for being able to sit in front and watch trains go by.


Trackwork is all Peco code 100 and wired for Digital Command Control (DCC). I fitted plenty of droppers, soldering them to the bottom of rails to ensure good electrical continuity and they are also completely hidden by the ballast. This has proved to be very reliable in operation and the only thing I will do differently in the future is use code 75 on scenic sections and live frog points. Points are powered with Peco motors with Lenz LS150 units to control them digitally. »



RANNOCH TRACK DIAGRAM (Not to scale)



⑦ Brightly decorated
GBRf Class 66
66720 draws out of the
station with Alcan tanks.



SIGNALLING

A key feature of the West Highland line is the signalling system used to control the trains. The Radio Electronic Token Block replaced the traditional signalboxes and semaphores in the late eighties. The main details I wanted to include were the blue lights and stop boards at the end of the loops and the radio mast for the system. The mast was made up from steel wire soldered together and some relay cabinets arranged next to this. The stop boards were made up from two brass rods with an LED soldered between them. Phil Holman made the Stop board signs which were glued on.

From watching YouTube videos I learnt the lights flashed when the line was clear to proceed. This was achieved in the end by adding a Gaugemaster four function Omni decoder into the circuit and wired to the DCC bus around the layout. The two lights at each end have two Functions set - one flashing and the other set to be on. By switching the on function off the lights flash so a train can depart.

TRAINS AT RANNOCH

I enjoyed researching the workings I wanted to include on the layout using magazines, photographs and YouTube videos of the trains in action. This period is more varied than it might appear and the colourful privatised liveries stand out in the rural setting. It also suited a lot of



 Rannoch's distinctive station building was scratchbuilt using photographs as a guide.

the stock I had collected and was available to buy either as ready-to-run or kits.

The layout is operated from about 2005 onwards as the images of Class 37s on the 'sleeper' service inspired me to build Rannoch in the first place. The Fort William 'sleeper' was the iconic train that I wanted to recreate and was done from two standard Hornby Mk 3 'sleeper' coaches with the Mk 2 day cars converted using printed overlays. When Hornby released the new Class 67 model, this replaced the 37s which still appear on the freight services. With no decent model of the Class 156 Diesel Multiple Unit available, I have chosen to use Bachmann Class 150s and Class 158s for most passenger services. The steam-hauled 'Jacobite' coaching stock is created from detailed Bachmann Mk 1s with Railtec transfers added and works as an empty coaching stock move to Fort William with a 'Black Five' or West Coast Railways Class 37s. Hornby's 'K1' 2-6-0 has also been added to the fleet too to represent preserved locomotive 62005.

Freight trains represent the sort of workings that can be seen or were seen on the line in recent years mainly worked by EWS traction. Class 66s are starting to appear but the Class 37s are hanging on. The BP tanks, Alcan tanks, timber and engineers workings are all seen along with the Bachmann Multi-Purpose Vehicle in Network Rail livery. Wagons are mainly Bachmann and Hornby with several Cambrian kits used for the OTA timber wagons and several engineers wagons. Most stock has been weathered and locomotives and multiple units are sound fitted more often than not with Legomanbiffo sounds available through DC Kits.

My thanks go to Andi Walshaw of Cairns Road Works fame who has created a few special locomotives that see use on the layout including 37416 as I saw it at Waverley, West Coast Railway Company 37676 *Loch Rannoch* and Direct Rail Services 37423. The latter also has a special sound recording of the real locomotive that was kindly done for me by Kevin Pearson from his recordings.

Most of my stock and scenic items are bought from local model shops and suppliers, Harburn Hobbies in Edinburgh, R3Sprays and Crafty Hobbies in Barrow. A good model shop is valuable as I know I can pick up supplies of materials, paint and glues when I need and I also use specialist suppliers at exhibitions.

EXHIBITIONS

I started the planning and building work back in 2009 and the layout took around


three years to complete. During the build I met Phil Holman and Alan Hall on the Diesel and Electric Modellers United (DEMU) society stand at Glasgow and a short while after the show I joined the group. I ended up getting involved in the area group activities and the internet forum is a great source of information which has helped push my modelling skills to a higher standard from things learnt along the way.

From being part of a group, it made exhibiting the layout a possibility and my first invites came from the Furness Model Railway Club and Stephen at Ayr. This really did help me to push on and finish the layout to a standard I was happy with. In the lead up to these first exhibitions I was living out of a hotel for three months so along with my suit carrier and gym bag, my modelling toolbox was taken along to work on various projects whilst away from the layout. The layout has also been seen at St Andrews, Model Rail Scotland and DEMU showcase exhibitions. Many viewers say it looks a lot smaller than in the photographs they have seen of it but it also shows you can build a layout that will fit into a spare room and still run decent length trains.

THE FUTURE FOR RANNOCH

Recent work has seen some tiny decals added to the relay cabinets which Colin and Mike gave me at R3sprays and as Oxford Diecast keeps releasing more modern vehicles, various new cars have appeared on the layout. To improve them the wheels all get painted with weathered black and a coat of matt varnish brushed on. Whilst I like to see what level of details I can achieve modelling should be fun, after all it's a hobby to enjoy.

A little mention of the cameo scene of Renton sat on the picnic table on the platform complete with carrier bag and cans of Tennant's lager seems appropriate with the filming of *Trainspotting 2* underway. Also whilst at Glasgow, Stephen and Ally from Ayr in raised voices stood to the side of the layout whilst there was a fair crowd out front and said it's quite good this layout but what lets it down is the whirlligig doesn't go round. After getting an invite back to Ayr I added a small motor and some washing so it does now work!

I must thank my friends within our group Scottish Modellers for all their help at shows and Nigel Burkin for coming and spending a fun afternoon photographing the layout. Rannoch will be venturing much further south next year when it visits the Great Electric Train Show in 2017 which will be the only chance to see the layout at an exhibition that year. See you there! 



Cobalt iP digital

**525,000 plus changes and still going...
counted on its own internal switches!**

A look behind the scenes @DCCconcepts:

Every time we produce a batch of Cobalt motors, we take random samples from the batch and test them until they no longer work perfectly!

What's more, while that is of course important, we don't just test them for reliable changing... We count all our tests two ways, watching both the commands to change sent from the Tester AND reading the feed-back from Cobalts own on-board S.P.D.T. switches.

We also analyse every single test, trying to make every Cobalt motor a little better every single time...

The result? Cobalt tests now exceed 500,000 changes per test... with little no change in the operating quality

So why are Cobalt iP Digital and Cobalt iP Analog so reliable?

- Tooling is replaced before it wears and the case is made from super-stable plastics
- Gearing is made from really long-life engineering plastics created for gearing use.
- We use Gold plated Phosphor-bronze contacts & we harden switching PCB tracks for low wear.

So - What does such high reliability mean for YOU? We think it means a lot!

An example? we offer a lifetime warranty: However - What's it worth unless we know what a lifetime may be? In the case of Cobalt iP we now KNOW that the average Cobalt iP turnout motor, Digital or Analog will out-last us all as the tests we put them through equal more than 200 years "On-layout" use...

So our LIFETIME warranty is a real benefit to YOU: We like that!

Cobalt point motors & all other DCCconcepts products are distributed world-wide by DCCconcepts Pty. Ltd
3/13 Lionel St, Naval Base WA 6165 Australia P+61 8 9437 2470 F+61 8 9437 2471 www.dccconcepts.com

DCCconcepts welcomes Retailer & Distributor enquiries. In the UK, DCCconcepts products are distributed by Gaugemaster Controls Ltd., Ford Rd, Arundel BN18 0BN Ph. +44 1903 884 488 www.gaugemaster.com



EXCLUSIVE FIRST EDITIONS

Limited Editions with Endless Appeal

YELLOW BUSES BOURNEMOUTH



25815
LEYLAND FLEETLINE

ORPINGTON BUSES



20652
PLAXTON POINTER DART

EASTERN COUNTIES



20457
BRISTOL VR111

HUDDERSFIELD



18018
MCW FLEETLINE

SCOUT



27319
LEYLAND TD1

FIRST CAPITAL CITYBUS



24906
REEVE BURGESS MINIBUS

STAGECOACH EAST



13918
BRISTOL FLF LODEKKA

GM BUSES ROCHDALE



28609
GM STANDARD ATLANTIAN

EASTERN COUNTIES



16231
BRISTOL MW/LS COACH

TYNEMOUTH



30608
AEC RENOWN

STAGECOACH PRESTON



29636
LEYLAND OLYMPIAN

FIRST CYMRU



24907
REEVE BURGESS MINIBUS

GREATER MANCHESTER PTE



30716
AEC RENOWN

MAIDSTONE & DISTRICT



35213
36' BET WEYMANN

LONDON TRANSPORT



34112
AEC RT BUS

Exclusive
First
Editions

To Find EFE Stockists or to Buy Direct Stop Off At
exclusivefirsteditions.com

Exclusive
First
Editions

Sleep

QUIETLY GOING ABOUT THEIR nocturnal duties, sleeping car services largely went unnoticed by most rail users, given their late night departures and early morning arrivals.

Before the advent of improved domestic flights, upgraded road systems and accelerated daytime rail services, the once extensive network of overnight sleeper trains operated daily to destinations including Aberdeen, Barrow-in-Furness, Bristol, Edinburgh, Fort William, Glasgow, Holyhead, Leeds, Manchester, Newcastle, Penzance, Plymouth and more.

Most 'sleeper' services were centred on main London termini such as Euston, King's Cross, Paddington and St Pancras, although there were a few cross-country services too, such as that between Edinburgh/Glasgow and Bristol. Today, just three return 'sleeper' services survive, departing the capital six nights a week – two from Euston to Scotland and

one from Paddington to the West Country. Destinations cover Aberdeen, Edinburgh, Fort William, Glasgow, Inverness and Penzance.

The formation of each train differed according to destination and time of departure. Some would contain a mixture of seating and sleeping car vehicles, while others were formed purely of sleeping cars. In addition, parcels, post office and Motorail vehicles might also be attached, either at the origination point or at strategic points on the network for onward transportation. The specific formation for each service could differ depending on the day of the week, as well as time of the year. As a result, overnight services would often run to long lengths, particularly in the summer. Today's Highland Caledonian Sleeper is the longest scheduled service running to 16 vehicles on departure from London Euston.

MODEL 'SLEEPERS'

For the modeller, a limited selection of suitable sleeping car vehicles exists ready-to-run in 'OO',

and the following train formations make use of these carriages.

Bachmann produces two BR Mk 1 sleeper coaches, a Sleeper First (SLF) and a Sleeper Twin Standard with Pantry (SLSTP), while the company's extensive roster of BR Mk 1 and Mk 2 seated vehicles also prove useful. Add to these BR Mk 1 Gangwayed Brakes (BG) and General Utility Vans (GUV) for parcels and Motorail use and you have the makings of many useful formations. Hornby's range includes a London and North Eastern Railway Sleeper First (SLF) and ex-Lima BR Mk 3 Sleeper Either Class with Pantry (SLEP). The manufacturer's range of seated BR Mk 2 and Mk 3 air-conditioned vehicles are also very useful when creating realistic formations while its BR Mk 1 GUV in BR InterCity Motorail livery, also inherited from the Lima range, passes muster too.

Given the relatively small number of vehicle

A 'Deltic' leads a sleeper train formed of Bachmann BR Mk 1 stock including a SLF and SLSTP. Many sleeping trains from the 1960s only included two or three sleeping cars, with the rest being day vehicles.



ers

Overnight trains have always been rather different from their daytime counterparts. **MARK CHIVERS** looks at typical 'sleeper' train formations from the steam age to the mid-1990s.

types available, a large number of formations can be created – albeit with a little modeller's licence. The BR Mk 1 'sleeper' vehicles utilised the same outward appearance with just interior fitting out differing between types, which means that replicating some of the alternative vehicles such as the BR Mk 1 Sleeper Either Class (SLEP) or Sleeper Composite (SLC) is simply down to exterior decoration. In the case of the SLC, a short length of cantrail yellow striping and First Class numbers on the relevant doors would suffice.

This also applies to the BR Mk 3 design, where one vehicle represents both BR Mk 3 Sleeper Either Class (SLE) and Mk 3 Sleeper Either Class with Pantry (SLEP).


Not all vehicles are available ready-to-run, however, so modelling skills will be required to represent the BR Mk 2f Sleeper Reception/Lounge Cars (RLO) converted in the late-1980s. Lima's BR Mk 2f First Open (FO) is still available on the second-hand market as a

good starting point, while Bachmann's new BR Mk 2f fleet is currently in development.

An interesting conversion undertaken by BR as a result of the introduction of BR Mk 3 sleeping cars during the early 1980s involved three redundant Class 25/3 diesel locomotives, dubbed ETHELS – Electric Train Heat Ex-Locomotive. These were converted for use in conjunction with Class 37/0 locomotives hauling the BR Mk 3 sleeping cars on the West Highland Line section of the overnight sleeper between London and Fort William. This was a stop-gap until suitable Class 37/4 locomotives had been converted for the task. Bachmann's 'OO' Class 25/3 model is an ideal donor model, simply requiring a repaint in the BR blue and grey colour scheme to match the carriages. The manufacturer also released a model of 97252 ETHEL 2 (Cat No. 32-400TF) in the InterCity Executive colour scheme, which was issued to retailers attending the British Toy and Hobby Fair in 2008. A small number were

also released through the Bachmann Collectors' Club. Silver Fox Models has also produced a ready finished unpowered 'OO' gauge model of 97251 Ethel 1 in BR blue and grey.

In the early-1990s, a small number of BR Mk 1 BGs were similarly converted with generators on board to enable pairs of Class 37/0 locomotives to haul BR Mk 3 sleepers on the Highland 'sleeper' services. Bachmann or Hornby's BR Mk 1 BG would be suitable for this conversion.

Below is a selection of sleeper train formations representing a snapshot of those operated through the years by BR. Whilst not exhaustive, it is an indicator of the variety of services offered and given the length some of them ran to, selective compression has been adopted to keep the formations to a maximum of around nine vehicles. Also, while some of the formations shown include BR Motorail traffic, this will be covered specifically in a future article. 



TRAIN FORMATIONS



Class 55 BR green (Bachmann), Gresley BG, BR Mk 1 SLF, SLSTP, SLSTP, SLF, SLF, SLF, BR Mk 1 BG – BR maroon
DATE: 1962 **SERVICE:** King's Cross to Newcastle/Edinburgh **LOCATION:** London King's Cross



BR 'Britannia' 4-6-2 BR green (Hornby), BR Mk 1 SK, BSK, SLSTP, SLCT, SLCT, CK, SK, BSK, BG – BR maroon
DATE: 1965 **SERVICE:** London Euston to Stranraer **LOCATION:** Carlisle



Class 40 BR green (Bachmann/Hornby), BR Mk 1 BG, SLSTP, SLSTP, SLSTP, SLSTP, CK, SK, BSK, SK – BR maroon
DATE: 1965 **SERVICE:** London Euston-Glasgow Central **LOCATION:** Crewe



Class 43 'Warship' BR maroon with small yellow panels (Bachmann), BR Mk 1 BG*, SLF*, SLSTP*, SK, BSK, CK, SK, SK, BG* – BR maroon except * BR blue and grey
DATE: 1967 **SERVICE:** Manchester to Plymouth/Penzance **LOCATION:** Totnes



Class 45 BR blue (Bachmann), BR Mk 1 SLF, SLSTP, BSK, SK, SK, SK, CK, BG – BR blue and grey
DATE: 1974 **SERVICE:** London St Pancras to Glasgow **LOCATION:** Kilmarnock



Class 52 BR blue (Dapol/Heljan), BR Mk 1 GUV*, GUV*, SLSTP, SLSTP, SLSTP, SLSTP, SLSTP, SLSTP, BCK – BR blue and grey except * BR blue
DATE: 1975 **SERVICE:** Penzance to London Paddington **LOCATION:** Truro



Class 85 BR blue (Bachmann), BR Mk 1 BG, SLF, SLF, Pullman 'Nightcap Bar' 354E, SLF, SLSTP, SLF, SLSTP, BG – BR blue and grey
DATE: 1975 **SERVICE:** Glasgow Central to London Euston **LOCATION:** Beattock



Class 27 BR blue (Heljan), SR CCT*, BR Mk 1 SLF, SLSTP, BCK, TSO, TSO, RMB, CK, BSK – BR blue and grey except * BR blue
DATE: 1977 **SERVICE:** Glasgow Queen Street to Fort William **LOCATION:** Crianlarich



Class 25 BR blue (Bachmann), BR Mk 1 SLSTP, SLSTP, SLF, SLSTP, TSO, BCK – BR blue and grey
DATE: 1978 **SERVICE:** London Euston to Fort William **LOCATION:** Bridge of Orchy



Class 55 BR blue (Bachmann) BR Mk 1 BCK, SK, SLF, SLSTP, SK, BCK, SK, BCK, BSK – BR blue and grey
DATE: 1978 **SERVICE:** London King's Cross to Leeds **LOCATION:** London King's Cross



Class 40 BR blue (Bachmann/Hornby), BR Mk 1 SLSTP, SLF, SLSTP, SLF, SLSTP, FK, TSO, POS, BG – BR blue and grey
DATE: 1979 **SERVICE:** London Euston to Inverness **LOCATION:** Aviemore



Class 33/1 BR blue (Heljan), BR Mk 1 BSK, FK, SLSTP, SLSTP – BR blue and grey
DATE: 1980 **SERVICE:** Bournemouth to Brockenhurst ECS **LOCATION:** Pokesdown



VEHICLE DESIGNATIONS

BG	Gangwayed Brake
BCK	Corridor Brake Composite
BFK	Corridor Brake First
BSK	Corridor Brake Second
BSO	Brake Open Second
CCT	Covered Carriage Truck
CK	Corridor Composite
FK	Corridor First
FO	Open First
GUV	General Utility Van
POS	TPO sorting van
RMB	Restaurant Miniature Buffet
SK	Corridor Second
SLF	Sleeper First
SLC	Sleeper Composite
SLCT	Sleeper Composite Twin
SLSTP	Sleeper Second Twin Berth with Pantry
SLE	Sleeper Either Class
SELP	Sleeper Either Class Pantry
TSO	Tourist Open Second

USEFUL LINKS

Bachmann	www.bachmann.co.uk
Dapol	www.dapol.co.uk
Heljan	www.heljan.dk
Hornby	www.hornby.com
Invicta Model Rail	www.invictamodelrail.com
Oxford Rail	www.oxfordrail.com
Replica Railways	www.replicarailways.com
ViTrains	www.vitrains.it

TRAIN FORMATIONS



Class 55 BR blue (Bachmann), BR Mk 1 BG, SLF, SLSTP, CK, SK, BG – BR blue and grey
DATE: 1981 **SERVICE:** Newcastle to Edinburgh **LOCATION:** Dunbar



Class 25/2 BR blue (Bachmann), BR Mk 1 SLSTP, SLF, BSK, CK, TSO, CK, BG – BR blue and grey
DATE: 1983 **SERVICE:** London Euston to Barrow-in-Furness **LOCATION:** Barrow-in-Furness



Class 47 BR blue (Bachmann/Heljan/ViTrains), BR Mk 1 SK, SK, BSK, TSO, TSO, TSO, SLSTP, SLF, BG – BR blue and grey
DATE: 1983 **Service:** London Euston to Stranraer **Location:** Stranraer



Class 47 BR blue (Bachmann/Heljan/ViTrains), BR Mk 1 BG, BG, BG, BR Mk 2a TSO, TSO, BR Mk 1 SLF – BR blue and grey
DATE: 1983 **SERVICE:** Inverness to Glasgow Queen Street **LOCATION:** Glasgow Queen Street



Class 37/0 BR blue, BR Mk 1 CCT*, BR Mk 1 SLSTP, SLF, SK, CK, BR Mk 2a BFK, BR Mk 1 SK – BR blue and grey except* BR blue
DATE: 1984 **SERVICE:** Glasgow Queen St to Fort William **LOCATION:** Corrour



Class 37/4 BR 'large logo' (Bachmann/Vi-Trains), BR Mk 3 SLE, SLEP, BR Mk 2a TSO, BR Mk 2d BSO*, BR Mk 1 TSO, TSO, BR Mk 2a TSO – BR blue and grey except* BR InterCity Exec
DATE: 1986 **SERVICE:** Fort William to London Euston **LOCATION:** Fort William



Class 50 BR 'large logo' (Hornby), BR Mk 3 SLEP, SLE, SLEP, BR Mk 1 BG, BR Mk 2a BFK, TSO, Mk 2d-f TSO, BR Mk 1 BG – BR blue and grey
DATE: 1986 **SERVICE:** Penzance to London Paddington **LOCATION:** Camborne



Class 47/8 BR InterCity 'Swallow' (Bachmann/Heljan/ViTrains), BR Mk 1 BG*, BR Mk 3 SLE, BR Mk 2a TSO* - BR InterCity except* BR blue and grey
DATE: 1991 **SERVICE:** Edinburgh/Glasgow to Poole **LOCATION:** Eastleigh



Class 37/4 BR Mainline (Bachmann/ViTrains), BR Mk 1 GUV*, GUV, BR Mk 3 SLE, SLEP, BR Mk 2d-f TSO, FO, BR Mk 1 BG – BR InterCity except* BR blue and grey
DATE: 1992 **SERVICE:** Fort William to London Euston **LOCATION:** Fort William



Class 47/8 BR InterCity 'Swallow' (Bachmann), BR Mk 1 BG, BR Mk 3 SLEP, SLEP, SLEP, BR Mk 2d-f FO, BR Mk 3 SLE, SLEP, BR Mk 1 BG – BR InterCity
DATE: 1993 **SERVICE:** London Paddington to Penzance **LOCATION:** Newton Abbot



Class 47/8 BR InterCity 'Swallow' (Bachmann/Heljan/ViTrains), BR Mk 1 BG, BR Mk 3 SLEP, SLEP, SLEP, SLEP, BR Mk 2f RLO, BR Mk 2e TSO, BSO – BR InterCity
DATE: 1993 **SERVICE:** London Paddington to Penzance **LOCATION:** Dawlish



Class 37/0 Coal sector + Class 37/0 Dutch (Bachmann/ViTrains), BR Mk 1 BG, BR Mk 3 SLE, SLEP, SLE, BR Mk 2f RLO, BR Mk 3 SLE, SLEP, BR Mk 1 BG, BR Mk 1 GUV – BR InterCity
DATE: 1994 **SERVICE:** London Euston to Inverness **LOCATION:** Blair Atholl



Class 37/4 Transrail grey (Bachmann/ViTrains), BR Mk 1 BG, BR Mk 2f RLO, BR Mk 3 SLEP, SLE, SLEP, SLE, BR Mk 1 BG – BR InterCity
DATE: 1995 **SERVICE:** London Euston to Fort William **LOCATION:** Spean Bridge




utive



'OO' GAUGE ROLLING STOCK FOR 'SLEEPER' TRAINS			
Type	Livery	Manufacturer	Cat No.
SR CCT	BR blue	Bachmann	39-528
LNER Gresley BG	BR maroon	Hornby	R4531C
LNER Gresley SLF	BR maroon	Hornby	R4570
BR Mk 1 BG	BR blue/grey	Bachmann	39-175E
BR Mk 1 BG	BR blue/grey	Hornby	R4646
BR Mk 1 BG	BR maroon	Bachmann	39-176F
BR Mk 1 BG	BR maroon	Hornby	R4625
BR Mk 1 BCK	BR blue/grey	Bachmann	39-225C
BR Mk 1 BSK	BR maroon	Bachmann	39-076G
BR Mk 1 BSK	BR maroon	Hornby	R4352
BR Mk 1 BSK	BR blue/grey	Bachmann	39-075D
BR Mk 1 BSP	BR blue/grey	Bachmann	39-321
Nightcap Bar			
BR Mk 1 CCT	BR blue	Bachmann/ Invicta Model Rail	39-551Z
BR Mk 1 CK	BR maroon	Bachmann	39-126F
BR Mk 1 CK	BR maroon	Hornby	R4350
BR Mk 1 CK	BR blue/grey	Bachmann	39-125C
BR Mk 1 FK	BR blue/grey	Bachmann	39-150C
BR Mk 1 GUV	BR blue/grey	Bachmann	39-274
BR Mk 1 GUV	BR InterCity	Bachmann	39-276
BR Mk 1 GUV	BR InterCity	Hornby	R6354
BR Mk 1 GUV	BR blue	Bachmann	39-277
BR Mk 1 POS	BR blue/grey	Bachmann	39-425
BR Mk 1 RMB	BR blue/grey	Bachmann	39-264
BR Mk 1 SK	BR maroon	Bachmann	39-026H
BR Mk 1 SK	BR maroon	Hornby	R4351
BR Mk 1 SLF	BR maroon	Bachmann	39-500
BR Mk 1 SLSTP	BR maroon	Bachmann	39-502A
BR Mk 1 SLF	BR blue/grey	Bachmann	39-501
BR Mk 1 SLSTP	BR blue/grey	Bachmann	39-503A
BR Mk 1 TSO	BR blue/grey	Bachmann	39-050F
BR Mk 2a BFK	BR blue/grey	Bachmann	39-411
BR Mk 2a BSO	BR blue/grey	Bachmann	39-380A
BR Mk 2a TSO	BR blue/grey	Bachmann	39-360B
BR Mk 2d BSO	BR blue/grey	Hornby	R4563
BR Mk 2d BSO	BR InterCity	Hornby	R4464A
BR Mk 2d FO	BR blue/grey	Hornby	R4215C
BR Mk 2d FO	BR InterCity	Hornby	R4462A
BR Mk 2d TSO	BR blue/grey	Hornby	R4216C
BR Mk 2d TSO	BR InterCity	Hornby	R4463C
BR Mk 2e BSO	BR blue/grey	Hornby	R4615
BR Mk 2e BSO	BR InterCity	Hornby	R4618
BR Mk 2e FO	BR blue/grey	Hornby	R4614
BR Mk 2e FO	BR InterCity	Hornby	R4617
BR Mk 2e TSO	BR blue/grey	Hornby	R4613
BR Mk 2e TSO	BR InterCity	Hornby	R4614
BR Mk 3 SLEP	BR blue/grey	Hornby	R4282A
BR Mk 3 SLEP	BR InterCity	Hornby	R4466A
BR Mk 3 SLEP	FGW green	Hornby	R4311
BR Mk 3 SLEP	FGW blue	Hornby	R4597
BR Mk 3 SLEP	ScotRail 'swoosh'	Hornby	R4283A
BR Mk 3 SLEP	First ScotRail	Hornby	R2663A



HORNBY SANTA'S EXPRESS TRAIN SET



Inject a bit of Hornby magic into Christmas with the special Santa's Express Train Set. The set includes everything you need to get started, including Santa's festive train, an oval track, power transformer and mat. Whether this is your first train set, or you're a seasoned modeller, Santa's Express will delight young and old alike and is sure to become a festive favourite.

Santa's special train includes his very own steam engine, a wagon full of presents and a closed van in which he keeps his reindeer. The sprightly little engine, in its colourful livery is more than capable of pulling such an important train around the oval of track included in this set.

Order yours now at www.hornby.com or visit your local Hornby stockist.

HARBURN HAMLET

Harburn Hamlet - Your ready made
model railway accessories of choice



FL152
Old oil drums £6.50



SS368
Flower and plant stand
with signboard £19.95



SS334
Walled seating area with notice board
(figure not included) £18.95



FL154
Rusty drums & cans £6.50



FL151 green £6.50



FL155
red £7.95



FL156
green £7.95



FL157
brown £7.95



FL158
blue £7.95


Oil drum groups
5 standing + 3 lying



SS313 Nasturtium barrels (2)
£6.50




CG248 Flower bed £8.95



1960s style
Garage Forecourt
Accessories

Order by Phone: 0131 556 3233 Online: www.harburns.co.uk By Post: Harburn Hobbies, 67 Elm Row, Edinburgh EH7 4AQ



HORNBY MAGAZINE READER OFFER

£4.95 EACH

EXCLUSIVE TO HORNBY MAGAZINE READERS

OFFER CODE HMMW10 - VALID UNTIL 31-12-2016
Not available in conjunction with any other offer.

THE UK'S LARGEST INDOOR MODEL RAILWAY ATTRACTION - WWW.WROXHAMMINIATUREWORLDS.CO.UK - 01603 728721
FIND US OPPOSITE WROXHAM STATION, WROXHAM, NORFOLK, NR12 8QJ - SEE WEBSITE FOR OPENING DATES & TIMES

GREAT LAYOUTS 25 STUNNING FEATURES



Model railway layouts are at heart of the hobby and this first volume of *Hornby Magazine* Great Layouts brings together 25 of the best from the pages of *Hornby Magazine*. Fully illustrated with the very best in model photography and featuring detailed track plans, this is a stunning 132-page record of model making across all the major scales, gauges and eras. Highlights include main and branch line layouts, micro layouts and a collection of depot layouts you can build at home.

• GREAT TUNSLEY DALE

Peak District limestone quarries modelled in 'OO' gauge

• 82G - BRISTOL TEMPLECOMBE ROAD SHED

One of the greats of the exhibition circuit, modelled in 'O' gauge

• NINE MILLS

This layout shows the spectacular effect of a big layout in 'N' gauge

• SNUG END

Short of space? Snug End proves you there is always space for a model railway!

• SEAMOUTH

Rebuilt from a circuit to model a seaside terminus, this 'OO' layout is full of charm.

JUST
£6.99*

ORDER
DIRECT

JUST £6.99⁺ FREE P&P*

*Free 2nd class P&P
on all UK & BFPO
orders. Overseas
charges apply.

Free P&P* when you order online at
www.keypublishing.com/shop



Call UK: 01780 480404
Overseas: +44 1780 480404

Monday to Friday
9am-5:30pm

• SUBSCRIBERS CALL FOR YOUR £1.00 DISCOUNT! • SUBSCRIBERS CALL FOR YOUR £1.00 DISCOUNT! •

THE GREAT ELECTRIC TRAIN SHOW

PREVIEW

There are just a few short weeks until the doors open for the 2016 Great Electric Train Show at the British Motor Museum in Warwickshire. **MIKE WILD** previews the event and reveals all that is in store.

ON OCTOBER 8/9, 60 exhibitors will stream into the 2016 Great Electric Train Show at the refurbished British Motor Museum. Sponsored by *Hornby Magazine*, the event first launched in 2013 and is now in its fourth year.

Each year we have aimed to raise the bar for the standard of layouts selected to take part and this year is no exception. The variety extends to 'N', 'OO' and 'O' gauge British outline model railways, covering as many of the eras as possible. We've also brought in models which aren't local to the area with the furthest travelled coming from Cornwall and Scotland.

THE SHOW

Magazine favourites past, present and future have been selected for this year's 25 layouts line up ranging from the massive 'O' gauge Charnwood Forest Branch by the Soar Valley Model Railway Club to Nigel Adams' compact Plas Edwards and everything in between. These two 7mm scale layouts are being joined by a third – the fascinating 'O'-16.5' narrow gauge Gweek North Quay from

THE GREAT ELECTRIC TRAIN SHOW 2016

When:	October 8/9 2016
Where:	British Motor Museum, Gaydon, Warwickshire CV35 0BJ
Times:	Sat 10am-5pm, Sun 10am-4pm (9.30am entry for advance tickets)
Advance tickets:	Adult £9, child £7
Tickets on the day:	Adult £14, concession £12, child £9, children under 5 free, family (2+2) £39
Highlights:	25 layouts, 30 trade stands plus demonstrations, redeveloped museum
Facilities:	Refreshments, disabled access, free parking plus free courtesy bus from Leamington Spa station (Saturday only).
Contact:	01780 480404
Website:	www.grealelectrictrainshow.com

Falmouth and District Model Railway Club.

In 'OO' gauge there is Allan Cromarty's Oulton TMD (HM107), Neil Woodbine's Franwood, Croydon North Street by Darren Johnson (HM93), Max Fowler's Maxwell Colliery (HM105) and, in 'EM', Walford Town from the Leamington and Warwick Model Railway Society (HM31) modelling the 1980s to the present day. Joining them in the same scale for the steam era are Barnhill MRC's Kingsfield (HM30), Old Elms Road from Bodmin and District MRC (HM105), Dagnell End from Redditch MRC (HM34),

Brian Woolrich's Durston (HM106), Simon and Hannah Denham's Goathland (HM99) and more. *Hornby Magazine* is adding to that list too with a final showing for Western and Southern Region themed St Stephens Road.

Bob Farrell will be exhibiting his new 'OO9' narrow gauge layout Penhalig Quay while David Lyon, who exhibited in 2014 with his Minic Motorways show layout, will be returning to the show but this time with a fully operational Triang 'TT' display.

Representing 'N' gauge are Low Yard



BUS TIMETABLE – SATURDAY ONLY

From Leamington	From the show
9.30am	10am
10.30am	11am
11.30am	12pm
12.30pm	2pm
	3pm
	4pm

Junction by Gary Atkinson (HM109), Marsh Chipping by Dave Westwood, Tormouth by Paul Churchill (see pages 56-63) and the Dentdale Group's Dentdale (HM95). The *Hornby Magazine* team will be pulling the stops out to complete work on Barrenthorpe shed for it to make its exhibition debut at the event.

SKILLS ZONE

As well as a wide ranging collection of layouts, four skilled modellers will be filling the Skills Zone area of the Great Electric Train Show.

Alan Buttlar's immensely popular 3D laser scanning demonstration will be back for the second year running offering visitors the opportunity to be laser scanned themselves or even to bring items of railwayana along to the show for scanning.

Joining Alan will be regular weathering demonstrator Mick Bonwick (who will be pleased to give hands on experience with airbrushes and painting techniques), *Hornby Magazine* contributor Paul Chetter with a digital sound demonstration and Tim Horn offering an insight into laser cut baseboards and their construction.

THE TRADE

No exhibition would be complete without trade stands, and this year sees 30 booked for the weekend including manufacturers Bachmann Europe and Gaugemaster. They will be joined by traders as diverse as Cheltenham Model Centre, DC Kits, Digitrains, P&D Marsh, H&A Models, Eileen's Emporium, Skytrex, Phoenix Precision Paints and Grimy Times.

A BR '9F' 2-10-0 leads a long rake of empty coal wagons past the signalbox at Low Yard Junction.



Walford Town is being exhibited by the Leamington and Warwick MRS for the last time before it is handed over to a new owner.



Brian Woolrich's Durston takes us back to the pre-nationalisation era on the Great Western Railway.

TABLE 1 - LAYOUTS 2016

Layout	Scale	Exhibitor
Barrenthorpe Shed (various)	'N'	<i>Hornby Magazine</i>
Bigbury (HM98)	'OO'	City of Canterbury MRS
Charnwood Forest Branch (HM99/HM100)	'O'	Soar Valley MRC
Croydon North Street (HM92)	'OO'	Darren Johnson
Dagnell End (HM34)	'OO'	Redditch MRC
Dentdale (HM95)	'N'	Dentdale Group
Durston (HM106)	'OO'	Brian Woolrich
Franwood TMD	'OO'	Neil Woodbine
Goathland (HM99)	'OO'	Simon and Hannah Denham
Gweek North Quay (HM71)	'O-16.5'	Falmouth and District MRC
Haymarket Cross (HM59)	'OO'	Ian Harper
Kingsfield (HM30)	'OO'	Barnhill MRC
Low Yard Junction (HM109)	'N'	Gary Atkinson
Maxwell Colliery (HM105)	'OO'	Max Fowler
Marsh Chipping	'N'	Dave Westwood
Old Elms Road (HM105)	'OO'	Bodmin and District MRC
Oulton TMD (HM107)	'OO'	Allan Cromarty
Penhalig Quay	'OO9'	Bob Farrell
Plas Edwards	'O'	Nigel Adams
Poole-in-Wharfedale (HM104)	'OO'	Tom Couling
St Stephens Road (various)	'OO'	<i>Hornby Magazine</i>
Tormouth (HM112)	'N'	Paul Churchill
Tri-ang 'TT' display	'TT'	David Lyon
Walford Town (HM31)	'EM'	Leamington and Warwick MRS
Watermill Halt (HM105)	'OO'	Peter Midwinter

SAVE UP TO £5 WITH AN ADVANCE TICKET

BOOKING OPEN UNTIL SEPTEMBER 30 2016

Visit www.grealelectrictrainshow.com or call 01780 480404



Whether it is a new ready-to-run product, that elusive component or the opportunity to top up your toolbox, chances are the Great Electric Train Show has something to offer.

THE MOTOR MUSEUM

It's not all about the railways though. Included in the admission price for the Great Electric Train Show is full access to the British Motor Museum, its newly refurbished museum and the extended Collections Centre.

Fourteen displays make up the newly refurbished British Motor Museum, previously known as the Heritage Motor Centre, including Jaguar and Land Rover collections, concept vehicles, sports cars and more. Plus there are feature displays of film and television cars, record breakers, royal cars and others. There is also a temporary exhibition of 16 vehicles from the acclaimed James Hull Collection.

New for 2016 too is the museum's Collections Centre. This 4,500m² store houses 250 cars from the reserve collections of the British Motor Industry Heritage Trust and the Jaguar Heritage


Trust. Previously these vehicles weren't on public display, but since the creation of the new centre they can be accessed by all visitors to the British Motor Museum. The centre also provides a view of the restoration workshop giving unrivalled access to the museum's activities.

Visit www.britishmotormuseum.co.uk for more.

SAVE THE DATE

There are now just a few weeks to go before the Great Electric Train Show, but discount advance tickets are still available to purchase through www.grealelectrictrainshow.com or by calling 01780 480404.

A free shuttle bus service will be running from Leamington Spa railway station (provided by Travel De Courcy) on the Saturday only providing access for visitors travelling by train from London, Birmingham and beyond. Free parking is available onsite together with refreshments and disabled access.

The *Hornby Magazine* team is looking forward to opening the doors to the fourth Great Electric Train Show and we hope to see you there too. 

Above: Kingsfield, featured in HM30, is being shown by the Barnhill MRC.

MORE IMAGES ONLINE...

● Visit www.grealelectrictrainshow.com for full details of all the layouts, demonstrators and traders taking part in the event. Keep an eye on the home page for the latest announcements in the run up to the event...



GETTING THERE

BY ROAD: The Heritage Motor Centre is located off Junction 12 of the M40 on the B4100 just outside the village of Gaydon. The museum is signposted from the motorway and ample free parking is available on site. Stewards will be there to assist with parking and spaces are available for disabled visitors. The postcode for satellite navigation devices is CV35 0BJ.

BY RAIL: Leamington Spa is the nearest station to the venue and is served by Chiltern Railways, CrossCountry and London Midland services from locations including London, Birmingham, Manchester, Bournemouth, Stratford, Worcester, Coventry, Newcastle,



Leeds and Southampton amongst others. A complimentary bus service will be available from Leamington Spa station to the Great Electric Train Show running on a regular basis on Saturday October 8 only.

TABLE 2 - TRADE STANDS 2016

- ADM Turntables
- Aspire Gifts and Models
- Bachmann Europe
- Ceynix Trees
- Cheltenham Model Centre
- D&E Videos and DC Kits
- DCC Supplies
- Digitrains
- Don Bishop Photography
- Eileens' Emporium
- EKM Exhibitions
- Gaugemaster Controls
- Golden Age Models
- Greenscene
- Grimy Times/Sankey Scenics
- H&A Models
- Locomotion Models
- Lord and Butler Model Railways
- Modelmania
- P&D Marsh Model Railways
- Phoenix Precision Paints
- Skytrex
- Steve Currinn Books
- Ten Commandments
- Tootally Thomas
- Train Tech
- TTC Diecast
- W M Collectables
- Wealistic Models

TABLE 3 - DEMONSTRATORS 2016

Alan Buttler	3D laser scanning
Mick Bonwick	Weathering
Tim Horn	Laser cut buildings and boards
Paul Chetter	DCC sound

Right: Old Elms Road will be travelling to the Great Electric Train Show from Cornwall for the weekend. Modelled in 'OO' gauge, expect an impressive array of passing trains.



Below: Dagnell End from the Redditch MRC is one of the latest additions to the show line-up.



THE GREAT ELECTRIC TRAIN SHOW

BRITISH MOTOR MUSEUM, WARWICKSHIRE CV35 0BJ

**WORKING LAYOUTS, DEMONSTRATIONS,
QUALITY TRADERS AND FULL ACCESS TO
THE HERITAGE MOTOR CENTRE!**



Croydon North Street
- 'OO' gauge



Gweek North Quay - 'O-16 5' gauge

**SAVE £s WHEN
BOOKING IN
ADVANCE**

ADULT £9

Save £5*

CHILD (5-16 yrs) £7

Save £2*

Visit: www.greatelectrictrainshow.com

Or call: 01780 480 404

Brought to you by



HORNBY
magazine

BRITISH
MOTOR
MUSEUM

Children under 16 must be accompanied
by an adult at all times.

*Savings against BMM on-the-day ticket
prices. Deadline for advance ticket orders
30 September 2016.

OCTOBER 8/9 2016

SAVE £5
WHEN YOU BOOK
IN ADVANCE!*

FEATURING: **25+** WORKING LAYOUTS from the pages of *Hornby Magazine* including:

Practical demonstrations for hands on advice and inspiration:

Paul Chetter - DCC sound
Mick Bonwick - Weathering
Tim Horn - Laser cut baseboards
Alan Buttler - 3D laser scanning



Charnwood Forest Branch - 'O' gauge



St Stephens Road - 'OO' gauge



Dentdale - 'N' gauge

Layout	Scale	Exhibitor
Barrenthorpe Shed	'N'	<i>Hornby Magazine</i>
Bigbury	'OO'	City of Canterbury MRS
Charnwood Forest Branch	'O'	Soar Valley MRC
Croydon North Street	'OO'	Darren Johnson
Dagnell End	'OO'	Redditch MRC
Dentdale	'N'	Dentdale Group
Durston	'OO'	Brian Woolrich
Franwood TMD	'OO'	Neil Woodbine
Goathland	'OO'	Simon and Hannah Denham
Gweek North Quay	'O-16.5'	Falmouth and District MRC
Haymarket Cross	'OO'	Ian Harper
Kingsfield	'OO'	Barnhill MRC
Low Yard Junction	'N'	Gary Atkinson
Maxwell Colliery	'OO'	Max Fowler
Marsh Chipping	'N'	Dave Westwood
Old Elms Road	'OO'	Bodmin and District MRC
Oulton TMD	'OO'	Allan Cromarty
Penhalig Quay	'OO9'	Bob Farrell
Plas Edwards	'O'	Nigel Adams
Poole-in-Wharfedale	'OO'	Tom Couling
St Stephens Road	'OO'	<i>Hornby Magazine</i>
Tormouth	'N'	Paul Churchill
Tri-ang TT display	'TT'	David Lyon
Walford Town	'EM'	Leamington and Warwick MRS
Watermill Halt	'OO'	Peter Midwinter

Check website for full list of layouts, demonstrations and exhibitors

A wide selection of top quality traders and manufacturers including:

Bachmann, Gaugemaster, Cheltenham Model Centre, Digitrains, Grimy Times, ADM Turntables, Phoenix Precision Paints, Eileen's Emporium, DC Kits and D&E Videos, P&D Marsh and many more!

FREE

Access to the British Motor Museum
On-site parking
Courtesy bus from Leamington Spa railway station (Saturday only)

Advance Ticket Holders:
Express lanes in operation.
Entry from 9.30am.

Opening Times:
Saturday October 8: 10am to 5pm
AND Sunday October 9: 10am to 4pm.

Three's a crowd

TIM SHACKLETON offers some thoughts on populating your layout – choosing figures, grouping them and positioning them to best effect.

IN A PREVIOUS ARTICLE (HM108) WE looked in some detail at the whole business of painting figures realistically. So this time, let's consider some of the factors to bear in mind when selecting and siting them. As ever, observation is the key to success, rather than simply buying the same pre-painted proprietary figures as everyone else and installing them on your layout in exactly the same pose and in exactly the same place.

Whatever they're wearing, whatever they're doing, whatever scale you're modelling in, figures always draw the eye. That's why anything untoward, overdone or just plain wrong immediately attracts attention and shouts 'model railway!' So avoid clichéd 'action' poses

that have to be held for hours at a time – guard waving flag, fireman shovelling coal, burglar emerging from upstairs window. To look believable, figures should be in relaxed, casual poses – a study in meaningful inanimation, if you like – rather than dashing to and fro. Leaning is good, and so is simply sitting or standing around. Marching bands, track worker perpetually swinging pick and policemen chasing bank robbers are definitely out.

Unless we're modelling King's Cross in the rush hour, I don't think the typical layout needs more than a handful of figures. I base this statement on repeated first-hand observation. The railway station in the busy market town where I live is completely deserted for 50 minutes in every

hour, except for a brief flurry when the branch train arrives and departs back to the junction. I live on a street close to the centre of town with schools at one end and a supermarket at the other. Though I can see for a good quarter-mile in each direction, as often as not there's nobody in view – there are plenty of parked cars, but few if any pedestrians. If you study old photographs, you'll see it was always like this, certainly in the kind of situations we're likely to model.

Your miniature people, meanwhile, need to be dressed in costumes and especially colours that are appropriate to the period you're interested in – men did not wear bright red trousers in the 1950s. The photographs in this feature provide an idea of how I feel things should be. [View](#)



People watching

Below: A typical turn-of-the-century scene at a country station – Stainland, terminus of a short Lancashire and Yorkshire Railway branch near Halifax. Note the gent in the bowler hat. Although the scene is full of life there are only three other figures on view – a lady in Edwardian dress and a couple of railwaymen. There is much interest in the cameraman but the main element to note is economy – how to suggest activity by minimal means. It would be all too easy to pack the scene with action and incident, but if you value realism this is best avoided.

Right: A pre-war scene in Elland, a small industrial town in the West Riding of Yorkshire. It is late morning and the caption tells us we're on Southgate. The presence of so many children suggests either a summer Saturday or the school holidays. Nevertheless, most of the adults are wearing coats – as people did, year round, until very recent times. There is much to draw the eye and yet there are barely a dozen figures on view, some alone and others in groups. In the distance, a horse drawn milk float makes its way along the street. Everything suggests bustle and people going about their business.



Above: Historical re-enactments of all kinds are a great source of information about figure placement and groupings. The actors are coached in how to stand and how to look photogenic without the effect being forced. Old films such as *The Titled Thunderbolt* and *The Ladykillers* are another rich contemporary archive, full of material about costume, colour and much else besides.

Study any outdoor scene – a railway station, a market square, a shopping street – and you'll find most people are in a world of their own, intent on their own business and largely disconnected from those around them. What is everyone doing? The usual answer is, not much. Don't always be too concerned, therefore, about placing figures in little inter-related groups or cameos. On John Sutton's exquisite 3mm scale layout Southwell Central, a handful of passengers – each in their own private space – await the arrival of a train from Nottingham (Victoria) hauled by a Robinson 'C13' 4-4-2T.



Masters of the art



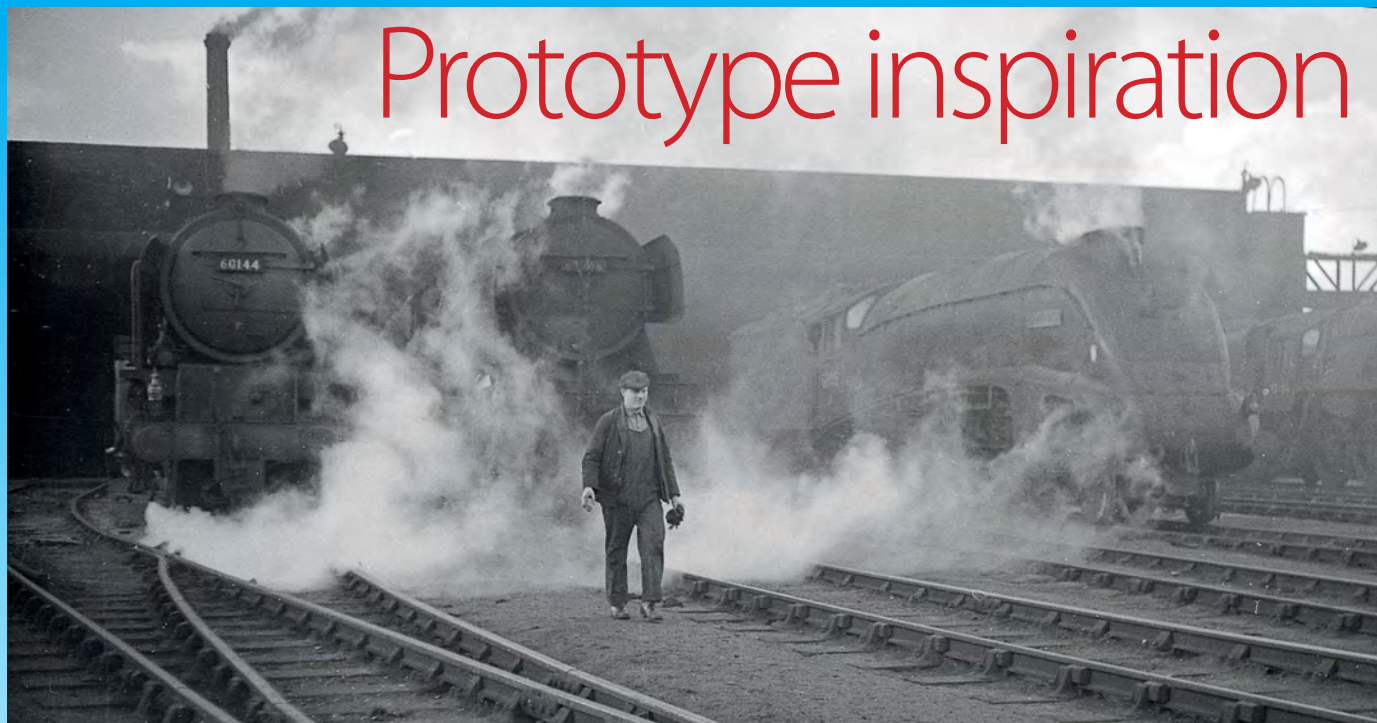
Above: The best way to understand the effective use of figures on a model railway is study how it's done on the Vale Scene at Pendon Museum – the finest layout in the country, bar none. Nothing appears forced or contrived, and everything – from the costumes to the subdued colours – is brilliantly naturalistic. In any grouping, as often as not just three figures are used. Many of Pendon's figures, by the way, were hand-made by a Californian sculptor.

Right: Peter Denny's 'EM' gauge Buckingham Branch is a masterpiece of improvisation and recycling: it continuously evolved over more than 60 years until its builder's death in 2009. The layout and its stock were almost entirely scratchbuilt and the figures – many of them dating back to the 1950s – were among the few bought-in items. Peter Denny's eye for placement and grouping more than made up for their physical shortcomings.



Miniature people don't need to be doing anything in particular to look convincing. The driver of Alex Duckworth's 'OO' War Department Baldwin leans casually out of his cab while an officer of the 31st Light Railway Operating Company, Royal Engineers, based in the Arras area, looks on disapprovingly: "You're in trouble unless I tell you otherwise". The figures are from WAD Models, which also makes a terrific 'Old Bill' bus.

Prototype inspiration



Above: I took hundreds of photographs of engine sheds in steam days but in very few of them are railwaymen at all prominent. Contrast this scene at King's Cross in April 1963 with a typical MPD in miniature, with fitters and cleaners positively swarming over the locomotives and firemen frantically stoking up.

Right: Men at work – a BR 'Standard' '4MT' on a Southampton train stands almost unnoticed as workmen dig up the London-bound platform at Bournemouth Central. On a model, it would be better to show them taking a break rather than perpetually swinging a shovel. The same applies to firemen on the footplate. Masterly inanimation is the name of the game.

Below right: From a technical standpoint this isn't the best picture I ever took but I've always loved the easy interaction between the two figures – that's why I took it, one August afternoon at Bournemouth in 1966.

Below: A typical steam-shed scene – shovelling out char from the smokebox of a Bulleid 'Pacific' at Eastleigh in May 1967. While the pose is relatively static, the trouble with showing this kind of thing on a model is that the labourer will be there all day, and the next. A couple of minutes after I took this picture, he was gone.





Ellis Clark Trains
Unit 1 Toller Court
Shortbank Road
Skipton
North Yorkshire BD23 2HG



WANTED

Top prices paid for your collections
of model railways, diecast & tinplate

- ✓ Call, email or post a list
- ✓ All makes, gauges and ages considered
- ✓ British, Continental and American
- ✓ All gauges of kit/scratch built and live steam
- ✓ Diecast and tinplate cars, lorries, buses, planes, soldiers
- ✓ Happy to travel nationwide and view or collect
- ✓ Large collections a speciality
- ✓ Friendly and professional service



T 01756 701451
M 07799 554491
E ellis@ellisclarktrains.com
W ellisclarktrains.com

**BUY
ONLINE**
at our new
WEBSITE

**brimal.co.uk**

Sales 01429 297277

All your Electronic, Electrical, & Hardware
Requirements for your Model Rail Layout

NEW



Latching Relay
Great for Indicating the state of points when using a Momentary toggle switch. Supplied either as a Circuit or just the Relay Circuit MR204, Relay RL101



Additional Power Supplies 3A & 5A
You never know when you require some additional power for accessories available in 3 Amp or 5 Amp.

NEW



Baseboard Hardware
We supply alignment Dowels, Section Locking Catches, and adjustable feet all for your MR table or Base-board



Multicore Cable
Multicore Cable from 4 core up to 25 core. Also available as screened cable in 8 & 12 core.
CB599 to CB627



Mini Toggle Switches
Over 50 types of Mini Toggle switch from Single Pole to 4 Pole, Point Motor Control Switch SW301



Plugs & Sockets
We stock all the popular Plugs & Sockets you will require. Pluggable Terminal Strips, Solder Tag Boards, DIN, Jack, DC & AC Power.



Switches
Push Button, Toggle, Mini toggle, Slide, Leaf, Reed, Rotary, Thermal, Vibration, In fact all types of switches.



Equipment Wire
1/0.6 wire in 9 colours
7/0.2 wire in 9 colours
16/0.2 wire in 12 colours
24/0.2 wire in 11 colours
32/0.2 wire in 12 colours
Available in 100m rolls or 10m spools



Electronic Kits
Steam Engine Generator, Adjustable Timers, Speed Controllers, metal Detectors, Infra Red Detectors, Position Control Circuits

We now have a Stock Catalogue. Please contact us on 01429 297277 for a copy

Have a look on thehobbyshe.co.uk for Inspiration & SolutionsWe accept all forms of Payment on the web site brimal.co.uk If you have any problems ordering please contact us

39th ANNUAL

**MIDLANDS
MODEL
ENGINEERING
EXHIBITION****THE SHOW FOR MODEL ENGINEERS****Thursday 13th
to Sunday 16th
October 2016**

Thursday - Saturday: 10am-5pm

Sunday: 10am-4pm

**Warwickshire
Exhibition Centre**

Nr Leamington Spa, CV31 1XN

**...more than just an exhibition
- it's an experience...****SPONSORED BY**
THE MAGAZINE FOR MODEL ENGINEERS
**ENGINEERING
in Miniature****Meet** over 40 clubs and societies. **See** over 1,000 models. **Learn** from the experts in the workshops and lectures. **Buy** from nearly 50 specialist suppliers.**Be part of the show,
enter your work.****f** Meridienne Exhibitions LTD
@MeridienneEx**BOOK YOUR TICKETS NOW****FREE SHOW GUIDE**

ADMISSION PRICES	ONLINE TICKETS*	FULL PRICE TICKETS**
Adult	£9.00	£10.00
Senior Citizen	£8.00	£9.00
Child (5-14 yrs)	£3.00	£4.00

* Tickets are available via our website at discounted prices.
** Full price tickets are available on the day from the ticket office or by phone before 6th October 2016.
Call on 01926 614101.
Last admission 1 hour before closing**SHUTTLE BUS FROM LEAMINGTON
SPA RAILWAY STATION (not Sun)****FREE PARKING AT VENUE****Lecture programme, exhibitor list & bus timetables online.****GROUP DISCOUNTS: 10+ enter code GRP10 on website.****www.midlandsmodelengineering.co.uk****Organised by Meridienne Exhibitions Ltd**
All information subject to change, correct at time of printing.**GraphicAir**The UK's leading online discounted retailer of high quality
Airbrushes, Airbrush Paint, Compressors and Spray boothsvisit us: www.graphicair.co.uk
call us: 01423 522836
Email: info@graphicair.co.uk

Tail lamp information

WITH REFERENCE to the query from Mark Hamlin, HM111, quote from the BR Rule Book, 1950 edition, Rule 121:

Each train when on any running line must always have a tail lamp, properly cleaned and trimmed and attached to the rear of the last vehicle, and this lamp will furnish evidence to the signalman and others that the train is complete.

After sunset, or during fog or falling snow or when the block apparatus has failed in a section where there is a tunnel, or where otherwise provided, the tail lamp must be alight and show a red light, and, except in the case of passenger and other trains composed of coaching stock, fully fitted freight trains, and light engines, two red side lights must also be carried.

Freight trains with the exception of fully fitted trains must carry side lights showing a white light forward on the brake van after sunset or during fog, or falling snow; the indications to the rear must be as follows:

- On main lines, fast lines and single lines - two red lights
- On slow lines, relief lines, or goods lines adjoining main or fast lines, and running in the same direction - one red light on side furthest away from the main line and one white light on the side nearest the main or fast line.
- On goods lines adjoining slow or relief lines, and running in the same direction - two red lights.
- On reception sidings, or loops controlled from one signalbox - the side lamps must be removed or obscured when the train has passed into the loop or siding.

- Where sidelights are shown to be carried, the side lamps must be in position during daylight as well as during darkness.
- Mixed trains must carry side lights as laid down for freight trains.
- Engines employed exclusively in shunting at stations and yards must after sunset, or during fog or falling snow, carry one red and one white light, both at the front and rear, one over each buffer.

The lamp bodies were black for side lamps and white for the red only central lamp.

The lamp bodies are generally painted white on most regions although the London Midland Region seems to have sometimes painted theirs black. I hope this official extract clarifies brake van lamps.

Simon James, Norfolk.

'Radial' operations in Devon

I greatly enjoyed HM110, my interest being piqued by the Adams 'Radial' model, plus the excellent article on them by Evan Green-Hughes.

In the article, mention was made of their use double-headed on summer services. In practice, this was only true on summer Saturdays when a newly serviced engine would be sent from Exmouth Junction early on Saturday morning to assist the branch engine with the heavy holiday traffic.

By late afternoon when the rush was over, the branch locomotive would return to Exmouth Junction depot, by way of double-heading a service train, leaving the fresh locomotive to work the branch, effecting a changeover.

I have seen photographic evidence of the return working, but cannot put my finger on it right now.

A comprehensive description of the class can be found in D L Bradley's excellent Locomotives of the LSWR Part Two" published by the RCTS.

Adrian Norris, Dalton in Furness, Cumbria



MISLEADING BRANDING

I am writing to Hornby Post because I came across the letter from Tony Allen who asked the question, "Who made my Mk 1 RB?"

Bachmann never produced any model railway items for Palitoy and I do not believe that Palitoy would have had the name Bachmann on any of its items. The RB would have been manufactured by Kader Industries, Hong Kong, and was in fact produced for Replica Railways as catalogue number 12104. If you go to Replica Railways' website, you will find a list of items that Kader produced for Replica Railways between 1986 and 1993.

In 1989 Kader decided to produce British outline models under the name Bachmann and started up Bachmann Branch Line in the UK not far from the original Palitoy factory.

The only name that was ever shown on the bottom of the Palitoy Railway items was "Mainline Railways, made in Hong Kong".

I hope this information is helpful in this matter.

Reverend Chris Clewlow, Warwickshire.

Prices are becoming excessive for all

I am writing to express my concerns at the prices now being requested for forthcoming special railway models due for release later this year or 2017.

Firstly, how can the price of £289.95 be justified for the recently announced 'OO' gauge BR Southern Region 4-TC unpowered multiple unit - noting it is unpowered?

Secondly, in the same issue, the Blue Pullman is back for a second outing at the price of £599.95. Even allowing for inflation, an increase of £250 from its original price of four years ago is completely unacceptable, and it does give cause for alarm as to where

the model railway industry is going.

Whilst both these models will obviously be, in detail, up to more modern day manufacturing standards, I feel the ordinary everyday modeller is being priced out of the market. Have the manufacturers thought their price structure through in that if their prices were lower, then it would open the market to the ordinary modeller?

Whilst it is appreciated overall prices have risen in the last year or so, I find these particular costs cannot be justified.

I do not believe I am alone in being shocked at the requested costs.

Stephen Spooner, Coulsdon, Surrey

ENJOYING EXTENDED COVERAGE

- After reading the editorial in HM111, I made the effort to go online to see the new content that is being produced for the Hornby Magazine website and really enjoyed seeing what was on offer, especially the videos. Please keep them coming!

Richard Cartwright, by e-mail.

DISCOUNT 'O' GAUGE

TOWER BRASS LOCOMOTIVES

R.T.R in unpainted brass/factory painted

GWR/BR King	£900.00
GWR/BR Railcar 19-33	£580.00
GWR/BR Parcels Railcar No.34	£550.00
GWR 1361 Early black chassis	£525.00
GWR/BR 1361 Late black chassis	£525.00
L&LMS/BR Pug black	£450.00
LNER/BR J39 0-6-0 black	£925.00
GWR/BR 8700 Pannier black chassis	£525.00

TOWER BRASS COACHES

Fully assembled in unpainted brass

GWR/BR Collett D127 brake 3rd	£235.00
-------------------------------	---------

FULLY FINISHED R-T-R LOCOMOS

L&LMS/BR Pug 0-4-0T	from £525.00
GWR/BR 480x140x Autok 0-4-2T	from £695.00
GWR/BR 1361 0-6-0ST	from £695.00
GWR/BR 8750 Pannier tank	from £695.00
GWR/BR King 4-6-0	from £1260.00
GWR/BR Razor Edge railcar	£835.00
GWR/BR Parcels railcar	£810.00
LNER/BR J39 0-6-0	£1075.00
LMS/BR Original Patriot	£1650.00

Over 100 R-T-R locos available off the shelf

GLADIATOR LOCO KITS

GTR1 LNER/BR D10/D11 4-4-0	£295.00
GTR1 LNER/BR C13 4-4-2T	£225.00
GTR18 LMS/BR de-streamlined Duchess	£395.00
GTR19 LMS/BR non-streamlined Duchess	£395.00
GTR20 LMS/BR Princess	£395.00
GTR21 LMS/BR Rebuilt Royal Scot	£345.00
GTR38 LMS/BR LMS Precursor 4-4-2T	£225.00
GTR44 LMS/BR LMS Crane Tank 0-6-2T	£225.00
GTR48 LMS/BR LMS Crane Tank	£205.00
GTR50 LNER/BR Beyer Garratt 2-8-2-2	£595.00
GTR58 LNER/BR R1 4-6-0	£395.00
GTR59 LNER/BR K1 2-6-0	£325.00
GTR66 SR/BR S15 4-6-0	£395.00
GTR68 Mousell King Arthur 8 Wheel Tender	£395.00
GTR70 SR/BR Schools 4-4-0	£350.00

JAVELIN LOCOMOTIVE KITS

JK5 SECR/SR/BR D Class 4-4-0	£305.00
JK6 G.W.R. Dean Goods 0-6-0	£295.00
JK7 SECR/SR/BR C Class 0-6-0	£295.00

MERCIAN LOCO KITS

DL1 LMS Armstrong Whitworth 0-6-0DE	£175.00
-------------------------------------	---------

TOWER COLLECTION (D.J.H.) BEGINNERS KITS

TC1 Class 02 0-4-0 Diesel Shunter	£240.00
TC3 Andrew Barclay 0-4-0 Steam Shunter	£225.00

TOWER COLLECTION LOCO KITS

Require wheels, gears and motor

TC2 LMS streamlined Coronation	£525.00
TC4 LMS/BR non streamlined Duchess	£525.00
TC5 LMS/BR de-streamlined Duchess	£525.00
TC6 LMS/BR Sir William Stainer	£525.00
TC7 LMS/BR Black Five 4-6-0	£525.00
TC14 LMS/BR Stainer 8F 2-8-0	£925.00
TC16 LMS/BR Duchess with sloping firebox	£525.00

D.J.H. LOCO KITS

K300 B.R. Standard 840x 2-6-2T	£345.00
K301 B.R. Standard 2MT 2-6-0	£395.00
K302 LMS/BR Ivatt 2-6-2T	£345.00
K303 LMS/BR Fairburn 2-6-4T	£345.00
K310A LNER/BR A3 with Corridor tender	£575.00
K317B BR Britannia with BR1A tender	£575.00
K324B B.R. 9F 2-10-0 BR1B/BR1C	£575.00
K326 B.R. Class 03 complete kit	£395.00
K336 LNER/BR J Peppercorn A2	£535.00
K338 LNER/BR G5 0-4-0T	£395.00
K340 B.R. Class 14 complete kit	£395.00
K344 NEW LNER/BR Hunt Class 4-4-0 4745.00	
K345 NEW LNER/BR Thompson A2/1	£556.00

PECO LINESIDE KITS

LK704 Wooden limeside hut kit	£19.00
LK705 Brick limeside hut	£19.00
LK709 Ground Level Signal Box	£27.25
LK735 GWR Yard Crane	£20.50
LK741 GWR spear fencing	£10.50
LK 742 GWR spear fencing ramps	£10.50
LK743 Field fencing and gates	£9.45
LK745 Telegraph Poles (4)	£6.00
LK749 Loading Gauges (2)	£11.85
LK750 Single track level crossing gates	£19.25
LK758 Platelayers tools	£6.10
LK759 Platform lamps (4)	£8.35
LK760 Telephone boxes (2)	£8.35
LK761 GWR Station seats (4)	£7.90
LK762 MR/NER station seats (4)	£7.90
LK763 SR/BR Station seats	£7.90
LK764 Bicycles (8)	£7.90
LK790 GWR home or distant signal	£17.75

SLATERS BR WAGONS AND VANS

7062 B.R. 12ton Vanwide	£37.50
7063 B.R. Standard Van	£37.50
7064 B.R. 12ton Standard/Flat Van	£37.50
7065 B.R. Meat Van	£37.50
7066 B.R. Insulated Van	£37.50
7067 B.R. 13 ton Conflat 'A'	£33.75
7069 B.R. Lowflat Wagon	£33.25
7070 B.R. 12 ton Palvan	£37.50
7071 B.R. 13 ton High Goods Wagon	£33.25

PECO WAGON KITS

W601 GWR Toad brake can	£38.75
W602 GWR Permanent Way brake	£38.75
W603 GWR 6 wheel brake	£40.50
W604 GWR 4 plank open	£32.50
W605 GWR Steel Open	£32.50
W606 GWR 10 ton Van	£39.75
W607 BR 16 ton Mineral wagon	£40.50
W608 BR 27 ton Iron Ore wagon	£39.75
W609 BR 20 ton Pig Iron wagon	£39.75

PECO 'O' GAUGE TRACKWORK

SLE786BH Curved R/H Point	£52.25
SLE787BH Curved L/H Point	£52.25
SL700BH 12 yards flexitrack	£76.95
SLE791BH Right Hand Point	£41.95
SLE792BH Left Hand Point	£41.95
SLE797BH V Point	£41.95
SLE790BH Double Slip	£87.95
SL10 24 metal railjoiners	£2.65
SL11 12 insulated railjoiners	£2.65
SL740BH Buffer stop	£2.65
TP1 Long Track pins (15mm)	£3.25
ST700 Box (6) 383mm straight	£43.25
ST725 Half circle 1028mm radius curves	£46.00
NEW Setrack R/H Point	TBA
NEW Setrack L/H Point	TBA

PARKSIDE WAGON KITS

PS14 B.R. Grampus Ballast	£32.85
PS16 L.N.E.R. Loco Coal Wagon	£32.85
PS17 B.R. 12 ton Pipe Wagon	£32.85
PS23 G.W.R. 13 ton Open Wagon	£32.85
PS24 G.W.R. 12 ton Unfitted Van	£32.85
PS25 B.R. 24 1/2ton Mineral	£32.85
PS26 G.W.R. 12 ton Fitted Van	£32.85
PS27 G.W.R. 12 ton Open Tarp	£32.85
PS28 G.W.R. 12 ton Plywood Van	£32.85
PS29 G.W.R. Fruit Van	£32.85
PS30 B.R. 16ton Mineral	£32.85
PS31 B.R. 16ton Slope Sided Min	£32.85
PS32 B.R. 16ton Min (S.N.C.F.)	£32.85
PS33 B.R. 8 Plank Mineral	£32.85
PS34 G.W.R. Mogo	£32.85
PS35 G.W.R. Plywood Mogo	£32.85
PS36 B.R. Sand Wagon	£32.85
PS42 L.M.S. 12ton Open	£32.85
PS45 L.N.E.R. 12ton Van	£32.85
PS46 L.N.E.R. 12ton Fruit Van	£32.85
PS47 G.W.R. Loco Coal Wagon	£32.85
PS48 G.W.R. Tevan	£32.85
PS49 G.W.R. Mica Van	£32.85
PS100 SR Banana Van	£32.85
PS101 SR Meat Van	£32.85
PS104 NEW BR 21ton Coal Hopper	£32.85
PS106 LNER/BR fitted hopper track	£32.85
PS107 NEW S.R. Cattle Truck	£32.85
PS108 LNER/BR rivetted hopper wagon	£32.85
PS110 SR/BR Insulated Van	£32.85
PS112 LMS/LNER/BR Gunpowder Van	£32.85
PS114 NEW LMS Banana Van	£32.85

Any six above for £164.70

Save 25% off R.R.P.

PS39 G.W.R. B.R. Conflat & Load	£38.75
PS40 L.M.S. S/R Brake Van	£38.75
PS44 G.W.R. B.R. Toad	£38.75
PS103 NEW S.R. Brake van	£38.75
PS111 M.R./L.M.S. Brake van	£38.75
PS113 NEW LNER/BR Toad brake van	£38.75

Any six above for £193.20

Save 25% off R.R.P.

PS01 N.B.R./L.N.E.R. Jubilee Coal	£31.50
PS02 N.B.R./L.N.E.R. Box Van	£31.50
PS03 L.N.E.R. 7 Plank Open	£31.50
PS04 L.N.E.R. 12T Van	£31.50
PS05 L.N.E.R. Cattle Van	£31.50
PS06 L.N.E.R. 4 Plank Open	£31.50
PS07 L.M.S. 12T Van	£31.50
PS08 L.M.S. Beer Van	£31.50
PS09 L.M.S. Vent Van	£31.50
PS10 L.M.S. Van with steel ends	£31.50
PS11 L.N.E.R. 6 plank open	£31.50
PS12 S.R. 6 plank open	£31.50
PS13 S.R. Elliptical roof van	£31.50

Any six above for £157.50

Save 25% off R.R.P.

PS36 LNER 12T Fish Van	£37.75
PS37 LNER/BR 10T Fish Van	£37.75
PS102 Blue Spot Fish Van	£37.75

Any six above for £188.70

Save 25% off R.R.P.

PS105 NEW G.W.R. B.R. Horse Box	£48.40
PS109 NEW LNER Horse Box	£48.40

Buy six horseboxes for only £241.80

HELMSMAN CONTROLLERS

CFS4 Sump Single Controller	£145.00
RM5 Remote handset for above	£40.00

MOTORS, GEARBOXES AND GEARS

GB14 Slaters diesel gearbox motor	£95.00
GB30 3FM Slaters 30-1 gearbox motor	£103.50
Mashima 1833 motor	£25.00
Romford gearboxes various	£18.50
Romford gears various	£13.50
Mashima flywheels	£5.50

H.M.R.S. TRANSFERS

H1 L.M.S. gold loco and coach	£20.00
H2 L.M.S. yellow loco and coach	£20.00
H2A L.M.S. black style/Crew loco	£20.00
H3 L.M.S. loco lining	£20.00
H3A L.M.S. coach lining	£20.00
H4 L.N.E.R. green loco and coach	£20.00
H4A L.N.E.R. black loco and Gill Sands	£20.00
H5 L.N.E.R. loco lining	£20.00
H6 L.M.S. goods wagon lettering	£18.50
H7 G.W.R. loco and coach lettering	£20.00
H8 G.W.R. loco and coach lining	£20.00
H9 S.R. Mansell loco and coach lettering	£20.00
H10 S.R. Bulleid loco and coach lettering	£20.00
H11 G.W.R. goods wagon lettering	£18.50
H12 L.N.E.R. goods wagon lettering	£18.50
H13 S.R. goods wagon lettering	£18.50
H14 BR steam loco and coach lettering	£20.00
H15 BR blue diesel and coach lettering	£18.50
H16 LNW/R/WCS loco coach & wgn	£21.00
H17 LNR/MR/SOL/MCR gds lettering	£20.00
H18 N.E.R. loco and coach lettering	£21.00
H20 GB/NB/GSWR/HR/GNSR wgn lettering	£20.00
H22 B.R. mixed traffic/L.N.W.R. loco lining	£20.00
H24 MR/SR/LR/LR/MGN loco & coach	£21.00
H25 B.R. pre-TOPS wagon numbers etc	£18.50
H26 B.R. pre-TOPS wgn instructions etc	£18.50
H31 Pullman crests, names and numbers	£21.00
H32 Pullman lining	£18.50
H40 G.N.R. coach lettering	£21.00

All £40.00 end or any six for £225.00

BACHMANN SCENECRAFT BUILDINGS

47003 Cattle Dock	Special offer £25.00
47040 Diesel Refuelling Point	£39.95
47047 Hampton Hill Platelayers Hut	£24.95
47203 Low Relief Corner Shop	£25.95
47004 Provender Store	Special offer £30.00
47009 Single Engine Shed	Special offer £60.00
47036 Sectional Limeside Hut	£20.50

NEW HORNBY O GAUGE BUILDINGS

Fully assembled and painted

99080 Great Northern Station	£80.00
99081 Station Waiting Room	£55.00
99082 Platform Mounted Signal Box	£50.00
99085 Platelayers Hut	£22.50
99087 Great Northern Water Tower	£37.50

All the above can be seen on our website.

NEW HELJAN 61XX PRAIRIE TANK

HJ6100 6110 Great Western	
HJ6101 6106 G.W.R.	
HJ6102 6114 B.R. unlined black	
HJ6103 6111 B.R. unlined green	
HJ6104 6132 B.R. lined green	
HJ6120 un-numbered Great Western	
HJ6121 un-numbered B.R. unlined black	
HJ6122 un-numbered B.R. unlined green	
HJ6123 un-numbered B.R. lined green	
HJ6124 5184 Great Western	
HJ6125 4144 B.R. unlined black	
HJ6126 5158 B.R. lined green	

RRP £649.00 OUR PRICE £500.00

Available late 2017 Reserve yours now

See our website for full details

NEW HELJAN CLASS 05

HJ2590 B.R. Plain Green	
HJ2591 B.R. Green with chevrons early	
HJ2592 B.R. Green with chevrons late	
HJ2593 B.R. Blue with chevrons	
HJ2594 CEGB Yellow	
HJ2595 NCB Green	
HJ2596 Industrial Maroon	

RRP £395.00 OUR PRICE £315.00

Available mid 2017 Reserve yours now

LIONHEART COACHES

GWR/BR Fully finished R.T.R	
'B' sets and 'D' sets	
Single coach	
Pair of coaches	
4 Car set	

16 versions all with lights.

See website for full details

DAPOL B.R. WAGONS

A new range of B.R. opens and vans, fully finished in a choice of liveries.	
Prices £38.00 to £42.00	

See website for full details

LIONHEART TOWER MODELS

EXCLUSIVE LIMITED EDITION WAGONS	
Superb quality fully finished R.T.R	
B.R. 16 Ton Gray Mineral Wagons	
Choice of twelve running numbers	
£42.00 each	
Three for £126.00, Six for £230.00,	
Nine for £330.00	
Available late August	

NEW LIMITED EDITION DAPOL WAGONS

EXCLUSIVE TO TOWER MODELS ONLY 100 OF EACH	
Birmingham Railway Carriage and Wagon	
Gloucester Railway Carriage and Wagon	
Edward Eastwood Railway Wagon Works	
Lincoln Wagon and Engine Works	
R.Y. Pickering Carriage and Wagon	
Metropolitan Railway and Wagon	
Joshua Grey Howarth	
R. Fred Cole (Gloucester)	
South Wales and Cannock (Worcester)	
Ruabon (Ruabon)	
Wood and Co (London)	
Osbourn and Son (West Ham)	

All £40.00 end or any six for £225.00

DAPOL READY TO RUN WAGONS

BR 5 plank open wagon	
BR 7 plank open wagon	
BR 8 plank open wagon	
GWR 5 plank open wagon	
GWR 7 plank open wagon	
LMS 7 plank open wagon	
LMS 7 plank open wagon	
Edinburgh 7 plank open wagon	
Ammanford 7 plank open wagon	
C.W.S. 7 plank open wagon	
Chatterley Whitfield 7 plank open wagon	
Nook and Wryley 5 plank open wagon	
Rose Smith 7 plank open wagon	
Thomcliffe 12 plank open wagon	
Enoch Haythorne 8 plank open wagon	
Lay Main 8 plank open wagon	
NEW ICI 5 plank open wagon	
NEW Vauxhall 7 plank open wagon	
Osman Trevor Powell 7 plank	
NEW John Stephens 7 plank	
NEW Derbyshire Carriage works 8 plank	
NEW A.Bramley 5 plank	
NEW Ace of clubs 7 plank	
All above RRP £44.41	
our price £38.00 each	

NEW DAPOL CLASS 08 DIESEL SHUNTER

NEW DAPOL CLASS 08 DIESEL SHUN
Fully finished, ready run locos
BR black Livery
BR early green livery
BR late green livery
BR late green with wasp stripes
BR blue pre Top's
BR blue post Top's
RRP £199.95 OUR PRICE £169.50
Sound fitted RRP £399.95 OUR PRICE £299.95
Available mid 2016. Reserve yours now

DCC CONCEPTS **Power**

Steep gradients can pose a problem on model railways.

CHRIS JONES shows how an innovative system has made a real difference to the 'OO' gauge Corkscrew Lines layout.



IN 'OO' base

Proof of the benefits provided by the Powerbase system is shown via this image of an 'S15' romping away with a 12-coach train on the helix. The locomotive has already come to a controlled stand halfway up the grade and then restarted this heavy train without any drama or wheel slippage.

GETTING HEAVY TRAINS TO climb steep gradients on the full sized railway has always been an engineering challenge and always will be. Given the opportunity, as

railway modellers, we have traditionally taken the easier path and avoided gradients on our layouts altogether. Trying to run prototypically long trains up steep grades in model form has always been a pretty frustrating affair.

Modern image modellers have an easier time than their steam era counterparts. The current crop of model diesel locomotives is heavier and they typically have more driven wheels than the current steam models which allows for far easier uphill progress. However, the recent trend for far more detail on our models has also resulted in the use of more plastics cutting down on the weight of locomotives. This loss of weight will inevitably mean a consequential loss of tractive effort. Another fairly recent development is the understandable desire to install Digital Command Control (DCC) chips and speakers into our models. The space taken up by DCC equipment could have been used to add extra weight into a locomotive, particularly a problem with small steam engines where space is always at a premium. So things are starting to look a little bleak if you want to have well detailed, sound equipped locomotives hauling full length trains but you don't want to take the easy option and model the flat Lincolnshire Fens.

Being a committed transition era modeller, I have a large collection of steam locomotives and I want them to be able to haul trains of a realistic length. My model railway, the Corkscrew Lines, is a particularly ambitious project and I knew from the start that to get what I wanted from the layout I had to fully embrace the reality of model railway gradients and somehow find a way to counter the resultant challenges and difficulties. When finally completed, I will have trains running on four separate levels in my converted double garage - all connected via a large helix which sits in a purpose built outbuilding. As my entire layout is essentially based around the concept of a constantly climbing main line I have been looking for a solution to the steam traction problem for a long time. Initial trials with products such as Bullfrog Snot (I kid you not) where a sticky membrane is coated on a set of driven wheels gave mixed results. Any benefits gained from added traction were more than offset by a loss of electrical pick-up and the whole process was laborious and frustrating. What I needed - and what I suspect a great many modellers need - is the holy grail of an easy to use system that allows a substantial increase in locomotive haulage ability without having to rebuild or heavily modify locomotives or lose today's enhanced levels of detail. »

A POWERFUL SOLUTION

When DCC Concepts announced the Powerbase system using under-track steel plates and small magnets fitted to locomotives it looked like my prayers had been answered and the solution had finally arrived. The *Hornby Magazine* team have already seen benefits with it in 'N' gauge, but could it achieve the same and perhaps more in 'OO' gauge?

It offers what appeared to be a simple to install system which could apparently double the haulage capacity of some locomotives without even having to remove their bodies and fiddle with their oily bits. Further benefits claimed for the system included a better electrical contact between the rails and wheels and even a reduced requirement for track cleaning.

As I was at the layout planning stage I would have been able to easily incorporate the steel plates under any track laid on gradients and in what amounted to a major leap of faith I decided to make a total commitment to the product and I proceeded to lay it extensively on my new layout. As I have now reached a stage in layout construction where I have enough main lines laid with Powerbase to make a fair assessment, I felt it was a good time to carry out some structured tests to see how well the system was performing. I chose the first six turns of my helix as the ideal location to compare locomotive performance. This is an unrelenting 135ft climb on a constant 1.5% gradient around a spiralling 32in radius curve.

When planning my layout, I set myself some strict minimum requirements with regards to train lengths and I was hoping the locomotives that failed to meet these standards straight from the box could be improved sufficiently with the Powerbase system to meet them. My diesel locomotive fleet could already easily haul trains up the helix so my personal adoption of the Powerbase system is primarily based around improving steam performance. I decided realistic goals would be a minimum four-coach train for small tank locomotives, six coaches for mixed traffic tender locomotives and eight coaches for express passenger classes. If Powerbase allowed all of my locomotives to meet their appropriate minimum train length then I would consider the product a complete success.

INSTALLATION

DCC Concepts stated the product was simple to install and so it proved to be. Once the trackbed has been laid, 6mm plastazote foam being my personal choice, the steel base plates are laid on top with the blue protective film uppermost. I use Copydex adhesive when laying the foam, base plates and track as I like the elasticity and flexibility it provides. It is also relatively easy to lift the components at a later date if required

without everything being destroyed. Whatever adhesive you use, once the steel base plates have been firmly fixed down you can proceed to peel off the protective film and lay the track on top.

Holes have been provided in the plates to allow dropper wires to be soldered to the rails. The plates are thin enough to be easily cut with scissors and I modified some of the plates on the helix to allow me to use above baseboard wiring connections as per the accompanying images. Although DCC Concepts suggests using the steel plates under all tracks on your layout, I decided to only lay the plates on gradients and I found the whole process extremely simple, logical and fast.

Now it was time to test a typical selection of locomotive types on the helix to establish a base level of performance. Before any locomotive was tested I ensured the back-to-backs were measured and that the locomotive received at least 30 minutes running-in to loosen it up and check it was performing correctly. After cleaning the wheels and making a final visual inspection, the locomotive was attached to a rake of Bachmann Mk 1 coaches at the bottom of the helix.

As the helix is constructed in a building adjacent to the main layout I want to ensure that trains can be left to run reliably without any direct supervision. In the future the helix will be monitored via a CCTV system from the main layout room but to avoid the need to regularly attend stalled trains on the grade I added an extra element to the tests. Each locomotive needed to take as many Mk 1 coaches up the helix as possible including a complete stop and restart of the train when halfway up. Trains also had to approach the helix at a realistic speed and this could not be increased whilst it climbed. In effect, I wanted to ensure all trains could be reliably run onto the helix without the need for any further supervision or input until they reappeared at the top of the gradient.

The unaided testing proved to be fascinating with some locomotives easily managing heavy trains whilst others proved to be unable to haul even modest loads. Particular star performers were the Bachmann 0-6-0PT which managed a creditable six coaches and the extraordinary Hornby 'Schools' 4-4-0 which hauled an incredible 21 coaches, including the requisite restart, to the summit. I decided it was pointless fitting any magnets to the powerful 4-4-0!

STAGE TWO

Powerbase is a two stage product with the steel plates providing only half of the solution. The second, and perhaps more crucial, stage is the installation of small, powerful magnets to the underside of your locomotives.

During installation of the magnets I found that no two locomotives are the same when it comes to baseplate design and there is no correct




The helix which links the first two levels of the Corkscrew Lines consists of six complete turns at a constant gradient of 1.5%. The Bachmann 'Warship' seen here has just reached the summit with a typical rake of eight coaches which is my self-imposed minimum length express passenger train on the layout. I incorporated the DCC Concepts Powerbase system into the layout from the beginning to ensure all of my locomotives could haul trains of a prototypical length.

method of installation. By using a selection of magnets and where necessary plastic packers and sometimes the DCC Concepts saddle frets, a solution for most locomotives could be easily found. The key is getting the magnets as low as possible without them fouling pointwork. Increased magnetic attraction comes from multiple magnets or the use of the largest magnets possible. Magnets of differing sizes are available from DCC Concepts and I found a way to fit enough magnets to all of my locomotives without too many issues. With some models I found that although I could easily fit multiple large magnets this would have a negative impact on the appearance of the model. If you are not careful the magnets can be visually intrusive so wherever possible, hide them directly behind the driven wheels.

I found stacking smaller magnets gave as much magnetic attraction as fitting large single magnets. Often, for ease of installation, I found myself using superglue to affix the magnets followed by a coat of matt black paint to disguise them. In a couple of instances, I actually removed magnets which were too visually intrusive from locomotives and found a sufficient gain in traction could be achieved by using multiple

POWERBASE PERFORMANCE TESTS, 'OO' GAUGE

Locomotive	Coaches (unaided)	Coaches (magnets)
Bachmann Collett '57XX' 0-6-0PT	6	12
DJM/Kernow Adams 'O2' 0-4-4T	3	5
Hornby Drummond '700' 0-6-0	4	6
Hornby Drummond 'T9' 4-4-0	5	7
Bachmann Maunsell 'N' 2-6-0	7	12
Hornby Maunsell 'Schools' 4-4-0	21	n/a
Hornby Maunsell 'King Arthur' 4-6-0	7	12
Hornby Maunsell 'S15' 4-6-0	5	12
Hornby Bulleid 'West Country' 4-6-2	5	13



smaller magnets which were almost invisible.

Magnet installation certainly became easier with practice and a typical locomotive took no more than 10 minutes to convert. Another important thing to remember is not to fix magnets over the screws securing the baseplate to the locomotive. You may need to access the running gear at a later date. This may mean you cannot fit as many magnets as you ideally want to. An element of compromise may be required.

SECOND TESTS

Having fitted the representative steam fleet with magnets I returned to the foot of the helix and began to once again to test the locomotives in exactly the same way as previously. As you would expect, some locomotives had proven to be more difficult to fit magnets to than others. Locomotives with unusual wheel arrangements or where there was insufficient space to physically install as many magnets as I would like did not show a dramatic improvement. However, every locomotive fitted showed some improvement in haulage ability and crucially the locomotives which previously failed to reach my minimum load requirement prior to the fitment of magnets now met or exceeded it.

By my own criteria, Powerbase had succeeded and proved itself worth the relatively small additional investment in time, cost and effort. The results table shows a summary of the improvement gained for each locomotive in the trial following the installation of magnets.


As you would expect, the larger steam locomotives have more space available for magnets and therefore, as expected, show the greatest gains in performance. All of the larger locomotives exceeded my eight-coach minimum standard with ease which is particularly satisfying. Express classes can now actually haul prototypical loads of 12 coaches up the 1.5% gradient and as I have a large stud of Bullied 'Pacifics' this was particularly important. As Southern Railway modellers will know, the full sized machines did not need much encouragement to slip and spin their driving wheels in dramatic fashion when restarting a train. I really didn't want to be replicating this behaviour on the Corkscrew-Lines with only a five-coach load.

THE RESULT

The gains in haulage ability with my fleet of steam locomotives means I can now run whatever classes I want with realistic length

trains and effectively forget about all of the normal problems and disadvantages associated with steep gradients on model railways.

Whilst it is certainly true some small models will not benefit from Powerbase as much as others, there is nothing stopping you combining the magnets with the more traditional tried and tested techniques such as adding additional weight to try and improve traction. Conversely, the glamorous express passenger locomotives which we have a propensity to buy disproportionate numbers of over the more mundane mixed traffic maids of all work, are happily the very models which are the easiest to modify with magnets and show the greatest gains from the Powerbase system. You may, like me, make a decision to fully embrace gradients on your layout or perhaps you have them forced upon you through necessity. Either way, there is now no longer any reason to compromise on train length or performance on your layout.

● For further information and images regarding everything to do with the Corkscrew Lines and in particular the installation of the Powerbase system and helix construction, check out my blog at www.corkscrewlines.blogspot.co.uk 
● Visit www.dccconcepts.com for more information.

STEP BY STEP INSTALLING POWERBASE IN 'OO'



Here are the basic components which make up the Powerbase system. The thin steel plates come in packs covering up to 5m of track and can also be purchased in packs including a selection of magnets. Additional magnets can be purchased in dedicated packs as can an etched fret of saddles which can be screwed to locomotive baseplates ready for magnets to be fixed in place. Miniature screws and even the correct sized drill bit for drilling holes for the screws are included in the packs.




The steel plates are very easy to install and because of their design they can be laid around curves of any radius, as demonstrated here on the first climbing turn of the helix.



The design allows for the steel plates to be laid under both straight and curved sections of track including transitions with only the one plate design required. Here the plates are being quickly and easily installed under the section of track which will run off the top of the helix. Remember to continue laying the plates beyond the end of a gradient for a distance equal to the length of the train to ensure smooth running.




The plates incorporate holes to allow dropper wires to be added to the track. Here I am carrying out a modification by cutting an elongated opening in the plates to allow me to lay my track feeds above the baseboards on the helix. The plates can be cut to any shape or modified very easily with a pair of scissors.



The electrical track feed will be slid under the plates through the channel cut into the plastazote trackbed. The plates are so easy to cut and modify that they can be placed under any track formation, including pointwork, with ease.



Once you are happy with the location of the plates they can be permanently stuck down. DCC Concepts recommends PVA glue for this but I have found Copydex to be just as good whilst allowing you to lift the components easily if required in the future. A thin coat of adhesive under each plate is all that you require.



I always fix the modified plates down first and then work away from them in both directions. You will have plenty of time to adjust the plates before the adhesive starts to go off so any small corrections can be made.



Once you are sure the plates are in the correct locations it is time to apply some weight whilst the glue sets. A benefit of using Copydex is the way the adhesive forms a semi-flexible membrane meaning there is a small degree of movement and 'bounce' to the track which acts just like the real permanent way. I have found strategically placed tins of foodstuffs are all that is required to allow the Copydex to set.



The final stage is to peel off the protective blue film from the plates and lay your chosen track system on top. Here I am using Peco code 75 flexible track. Simply lay the track as you normally would by applying the adhesive, Copydex in this instance, to the top of the plates and then applying further pressure until the glue sets.



Here is the finished result. The 'Warship' passes over a section of track fitted with Powerbase steel plates. Once the track is ballasted in the conventional way the plates become invisible.



Seen on my workbench are a gathering of representative steam locomotives ready to be tested on the helix. I tried to choose locomotives with wheel arrangements typical for all eras and regions although my particular fleet consists of Southern and Great Western Railway designs. There were certainly some surprises and disappointments when it came to testing time.



The essential elements for fitting the magnets. A selection of magnets is scattered around the etched fret of saddles which allow magnets to be fitted to baseplates. The saddles are screwed into place via the tiny screws supplied in the magnet packs.

12


13 Do not forget you can combine Powerbase with other methods of gaining additional traction. If you are unable to fit enough magnets to make a significant difference to performance, then maybe consider the addition of some Bullfrog Snot to a pair of driven wheels or simply add more weight to the model in the traditional way.




14 Despite being of a very similar size, these two locomotives performed very differently when tested. The Bachmann '57XX' 0-6-0PT easily hauled six coaches up the helix unassisted and doubled this to an impressive 12 when fitted with magnets. In sharp contrast, the DJM/Kernow Model Rail Centre Adams '02' only managed three and five coaches respectively, demonstrating how differing wheel arrangements and lack of weight over driven wheels affects performance.



The mixed traffic and 4-4-0 classes were a real mixed bag. The Hornby 'Schools' hauled an astonishing 21 Bachmann Mk 1 coaches up the helix and it was therefore not deemed necessary to continue with fitting any magnets. The Hornby 'T9' however, despite having a similar wheel arrangement, only managed five coaches and fitting magnets only added another two to the total. As this is within my six coach minimum requirement category, the 'T9' has passed - but only just.




16 Etched saddles are being added to the Hornby 'T9' ready to accept magnets. The lack of a flat baseplate and the difficulty in disguising the magnets behind the elegant wheels on the 'T9' meant there was only so far you could go with magnets before everything became visually compromised. Luckily I had already reached the traction I required for this model but for steeper grades or heavier trains, added weight in combination with magnets would be the answer.



17 The Bachmann 'N' 2-6-0 has a completely flat baseplate design and despite the inclusion of the brake rigging it was comparatively simple to fit a couple of magnets under the central pair of driven wheels and a further pair of magnets under the footplate. Here the locomotive is seen before magnets are added. When tested in modified form the model managed 12 coaches, double what I required.



18 Perhaps the most significant locomotive category. I had set myself the target of an express passenger locomotive or large 4-6-0 being able to handle a realistic eight-coach load on the Corkscrew Lines so the five-coach result for the 'S15' and 'West Country' was not a good start. However, as these locomotives have large baseplates there is plenty of opportunity to add magnets and it proved relatively simple to more than double the haulage capacity of these models meaning they could handle 12 coach trains with ease - making the eight-coach load a very simple task.



19 The 'S15' is shown here on the workbench. Just 10 minutes was all it took to fit a plasticard packer to sections of the baseplate and then add three stacks of paired magnets between the driven wheels. This was all easily done with superglue and once the magnets were painted matt black they were all but invisible. This conversion was tackled very quickly having gained experience with other locomotives. I now consider the whole Powerbase magnet installation process to be straightforward and just another element of preparing a new model for the layout along with adding a DCC chip or changing couplers.

Tormouth

PAUL CHURCHILL wanted to offer a different take on the railways of the South West. This beautiful 'N' gauge exhibition layout is the result.

PHOTOGRAPHY, MIKE WILD.


I HAVE been a member of the Cambridgeshire N Gauge Society area group for some time, attending many shows with the club layout Horseley Fields. Having a keen interest in Digital Command Control (DCC) but seeing a distinct lack of automated running of layouts at shows, I decided I wanted to build my own exhibition layout that could be run fully by computer control if so desired.

Fellow member Ben Ando and myself

sat down and put some ideas together. I wanted the layout to be set somewhere on the South Devon coast. Originally I had decided upon a terminus station but as the design progressed we decided that the double track line would terminate at the station whilst a single track branch could feasibly have been added at a later date to serve communities further down the route which would then also allow for looping stock in and out of a hidden storage yard. Then came four or five iterations of a

track plan until we were happy that train movements would work effectively as well as some interest for the watching public with shunting moves in the station areas.

We had decided at an early stage that the layout's standout feature should be cliffs running along the front of the scenic area. Added to this we decided to create an estuary, allowing me to install two Kibri double viaduct kits that I had purchased. So with that remit the railway was built on a higher level with a drop in the front to

 A BR green 'Western' takes the through line at Tormouth as a Class 22 departs with a ballast working on the double track main line.



STATISTICS

Owner:	Paul Churchill
Scale:	'N'
Length:	8ft
Width:	2ft 8in
Track:	Peco code 55
Control:	DCC, Lenz/Railcom
Period:	BR Western Region, 1970s

 **Right: Tormouth signalbox was scratchbuilt by Iain Robinson for Paul Churchill. It features full interior detailing and moving signalman too!**

allow us to create the sea, cliffs and river. The boards are built from 5.5mm plywood and 2in x 2in frames. Each board is 4ft x 2ft 8in and split in the middle for transport.

The storage yard was built to house eight small trains which can either travel north or south and two specific lines for a Diesel Multiple Unit (DMU) shuttle service which runs into the terminus. We have since found that the hidden yard is a little small and it will be extended in the near future to allow for more trains to be run during exhibitions.

The cliffs were made from pieces of old packing foam hot glued into place and then coated with a filler mixture. When the filler mixture was almost dry we used scrunched up tin foil to indent the cliffs so they no longer looked uniform. Ben then chipped

away at parts of the cliffs once they were fully dry to make them look more realistic before laying a shingle beach at their base.

We decided to take the rather unusual step of painting the sea rather than using readily available resins to create the water. »





3 A Class 121 ticks over in the terminating platforms as a Class 22 arrives with a through train of Collett corridor stock.



4 The high street has a number of highly detailed buildings all of which can have their signage swapped to change the time period of Tormouth.

The wavelets are just raised DAS clay scored and sanded before being painted with standard emulsion. The cliffs were then sprayed in varying colours to achieve the desired effect of the South Devon location. Once this was complete various types of Woodland Scenics scatter were liberally applied to the top of the cliffs.

HYDRAULIC LEAD

I'm not really interested in steam models so although the location for the layout was firmly based on Western Region metals my main locomotive interest is in the early diesel era including all the usual stalwarts, such as 'Warships', 'Hymeks' and 'Westerns'. The layout is set in the 1960s-1980s era.

The track is all code 55 Peco using live frog medium radius turnouts. This is wired for DCC operation and split into sections using Digitrax hardware. The control station when in operator mode is a Digitrax Zephyr and a handheld DT402 unit. For block control there are two BDL168 Digitrax detector boards installed under the layout, each of which is able to detect a locomotive in up to 16 sections. This is necessary for the computer to know exactly what is in each section of the layout when it is controlling the timetable. All points are controlled by DCC too using nine Digitrax DS52 point control modules which are in direct control of the computer, allowing any of the 17 motors to be switched when required. Each of these units has its own capacitor discharge unit so there is no limit to the number of turnouts which can be switched at once. The layout can be computer controlled when at exhibitions to allow the operators to interact and field questions.

SETTING THE SCENE

As part of the station design we imagined that the old engine shed and goods yard had been replaced by a more modern diesel servicing facility and the existing semaphore signalling system was slowly being replaced by colour light signals. All the signals function (including the ground »

SEE IT AT
THE
GREAT ELECTRIC.
TRAIN SHOW
OCTOBER 8/9 2016



'Warship' D827 Kelly leads
a rake of Sealion ballast
hoppers across the estuary.



D1015 Western Champion,
bearing its unique Golden
Ochre colours, crosses the viaduct
on the approach to the station with
a milk train.



GO ONLINE!
VISIT WWW.HORNBYMAGAZINE.COM
TO SEE THIS LAYOUT IN ACTION



At the depot a 'Western' can be seen inside. British Rail yellow Commer vans complete the scene.



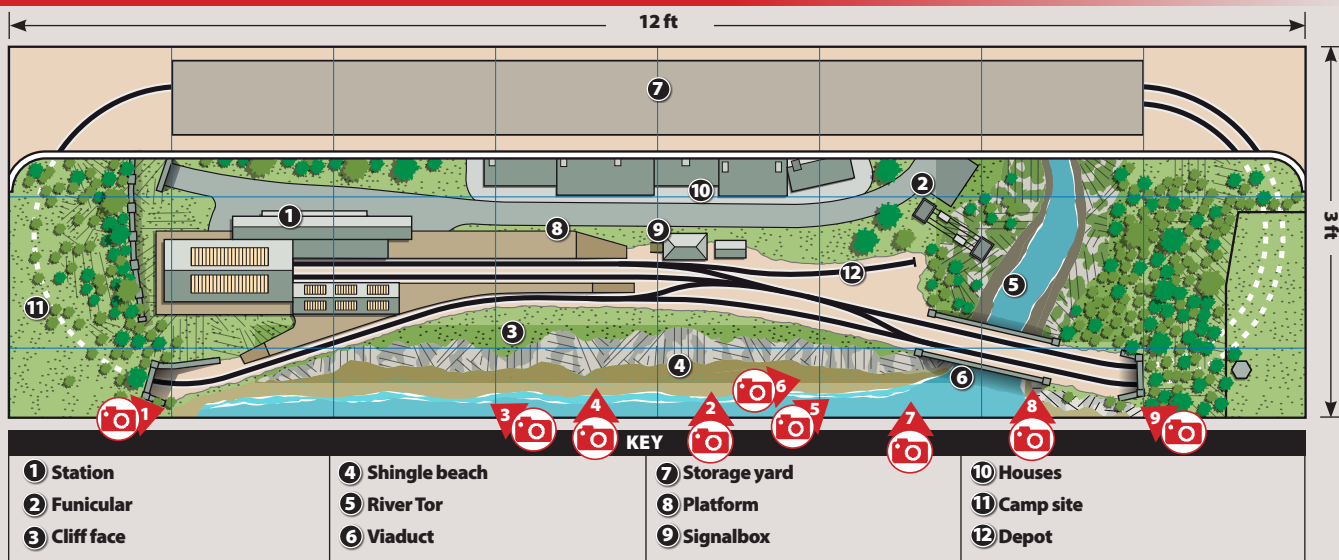
signals). Dapol semaphores have the original motors removed and replaced by servos which are in turn connected to the Peco Smart Switch servo control system. This allows all the signals to be controlled and interlocked by the computer when it is running an automated timetable.

With some space to fill behind the viaduct and down to the river, a cliff railway kit was purchased from Langley Models and installed as a feature of the town. The railway cars move up and down the cliff on a small motor, the reversing of which is controlled by a series of magnets under the cliff cars and reed switches mounted into the track. The buildings for the cliff railway were based on those of the Babbacombe Cliff Railway in Devon and then 3D printed and glued to the layout. At the base of the cliff railway is a small jetty made from DAS clay to accommodate the lower funicular building. Most of the scenic items and boats on the jetty were kits from P+D Marsh.

The station area is a mixture of Ratio kits and homemade parts. The platforms are made of Balsa wood with the edging coated with Redutex brick embossed self-adhesive sheet to produce the desired effect and the platform tops painted to match. The canopies are modified Ratio kits joined together and the station building itself is two Ratio kits fixed end on end and then shelled with Redutex brick sheet to give the appearance of a single station. The platform and car park lights are all from CR Signals and the fencing is again a Ratio kit. Moving across to Tormouth signalbox, the centrepiece of the station, the lights were added by myself from sub-miniature LEDs and the signalman moves back and forth on a servo depending on what turnouts are thrown. The signalbox was made by a professional model maker called Iain Robinson to a design hashed out through various conversations and completely suits the layout. So impressed was I when the signalbox arrived that I commissioned Iain to build the entire town, leaving me to concentrate on electrics and automation.

Three of the buildings in the town are based on real places, the Tor View Hotel is really Forth View Hotel in Aberdour, and the pub is based on one in my hometown of Baldock, Herts. The buildings have an additional feature of being able to have the signage changed to suit the era we want to >>

TORMOUTH TRACK DIAGRAM (Not to scale)



run at an exhibition as it is all printed on magnetic backed boards. If we decide to run up to date stock for any reason the Italian restaurant becomes Costa and the other buildings take on similarly recognisable current identities. So whilst rare, it is not unlikely to see a First Great Western HST passing a class 153 in the bay platform!

At the left-hand side of the layout we decided to place a small campsite to fill a scenic void. The caravans are white metal kits and the tents are Noch. The vehicles are various Oxford Diecast models and the clubhouse is made from an old jewellery box sawed to size and painted to resemble something similar to those seen in the early-1970s.

ROAD COMPETITION

Tormouth also has the option of moving road vehicles. It was our intention from the outset to incorporate the Tomix moving bus system into the layout (it's the most talked about feature on our club layout) so before any scenics were created we cut a small 2mm groove all along the layout with a circle at each end hidden by hills.

Once the groove was cut we dispensed with the usual Tomix road system and laid No. 4 piano wire into the groove which was glued in with impact adhesive to create the track that the magnets on the Tomix buses would follow. The road was laid by using cut to size A4 paper in two layers, glued to the plywood and then painted with a number of different shades of grey to create the road effect. Most Tomix ready to plant vehicles are too modern for Tormouth so other 'N' gauge vehicle bodies were modified to fit the Tomix chassis. To this date we have two 1960s buses and a Foden lorry which traverse the roads.

The combination of railway, road, cliff lifts and the moving signalman all contribute to creating a layout that has been well received on the show circuit. We're looking forward to being out on show again at the Great Electric Train Show on October 8/9 – see you there.



 A pair of 'Hymeks'
depart Tormouth.
To the right is the working
cliff railway.



**WE SHOW
YOU HOW!**

Storage



cassettes

Following on from his introduction to train staging in HM110, **NIGEL BURKIN** shows how he built a flexible staging yard system ideal for small and compact layouts in any scale using his 'N' gauge Cornish byway at the basis.



HAVING A WIDE CHOICE OF off-scene staging ideas to toy with can make the final decision a hard one to make. For my compact 'N' gauge layout Wheal Annah I used a temporary system while I considered the best option for a permanent solution.

During construction, I noted how well 'N' gauge equipment with up-to-date low profile wheels run over joins in track work at baseboard joins, including gaps between staging yard units such as cassettes and the main layout. To determine if the cassette unit system would work in 'N' gauge, as well as it does in 'OO' and 'EM' gauges, I experimented a little before committing to full scale construction. Tests helped in the decision to use track sections instead of aluminium angle for cassette units. This article looks at how I built a simple cassette staging area for Wheal Annah and offers a different approach to that employed by *Hornby Magazine's* Twelve Trees Junction layout, primarily in the alignment and connection process.

Cassettes are track units which can be plugged into the layout to dispatch or receive trains. They are favoured by finescale 'OO', 'EM' and 'P4' modellers where short train formations are used as they allow trains to be either removed from the layout entirely or turned around ready for a return trip over the layout. The key benefit is reducing the amount of direct handling of stock during an operating session. The lack of a fan of turnouts on the entrance to the staging area saves a great deal of space and reduces the cost of staging area construction dramatically too.

The simplest designs are usually composed of a stable length of wood or plywood fitted with a length of track securely fixed at each end and capable of being plugged into the layout with a standard plug-in system such as rod and tube. They are carefully constructed to be as standard as possible and carefully measured for train length. A layout can have cassette units of varying length depending on the trains being operated: a medium length unit will suit a locomotive and brake van whilst a short one is perfect for a single-car diesel train.

SAFETY GATES

Simplicity is the watchword in my layout construction: the less complex a layout is, the less there is to go wrong during an operating session. This applies to the cassette safety gate »

needed to prevent uncoupled stock from rolling off the end and onto the floor. Keeping things simple, I chose to use offcuts of foam from my lined stock boxes. Square in section, it can be cut to length and inserted in the ends of the cassette to provide a soft cushion for stock to roll into. Furthermore, the foam pieces can be located at any position along the cassette depending on the length of the train and compressed for an interference fit with the cassette. However, side rails must be fitted to each cassette to protect the stock and hold foam pieces in place.

Another place for a safety gate is the exit tracks from the scenic part of the layout for when there is no cassette ready to receive a train. The last thing you want is a beautifully detailed engine damaged by a fall into the staging area.

There are some limitations with the use of cassettes as there are with any staging area design concept - each one is a compromise. My personal feeling is that they really only suit compact or micro layout designs simply because of the ability of operators to safely handle cassette units. A 6ft long unit for a 'OO' gauge train is going to be unwieldy and potentially heavy to say the least - the Twelve Trees operators will testify that! A heavy locomotive will unbalance the cassette by having most of the weight at one end, although there are ways around this including separate cassette sections dedicated to locomotives.

For cassette units to work reliably, accuracy of construction is needed together with consistency in which construction techniques are applied. There is little room for error because the system, whether you use track or aluminium angle, is very unforgiving. Soldering skills are also necessary to ensure that track ends and any plug-in system devised with tube and rod is consistently assembled for reliable operation.

Finally, should aluminium angle be your choice of cassette material, give some thought about how it is to be attached to the wood base and how electrical connection and alignment with the layout is to be achieved. Some modellers design a simple clip system whilst others resort

to a short entrance section of angle to which bulldog clips can be used to 'plug in' the cassettes.

MATERIALS

The basis of cassettes used on my own layouts, be they 'OO' or 'N' gauge, is usually 18mm plywood. Careful selection of timber at the point of sale together with the patience to leave it unwrapped in the layout room for a week or two to stabilise should result in material straight and stable enough for cassettes.

Side rails to protect the stock are composed of 4mm hardboard or 6mm plywood - whichever is to hand in my workshop at the time. They are glued to the side of the cassettes and reinforced with wood screws. You will need to have both screws, wood glue and some clamps to hand when constructing cassettes. If the side rails are taller than the stock, it is possible to fit a couple of pieces of dowel to keep the sides from bowing inwards and as a convenient hand hold when lifting cassettes from the layout.

The plug-in system is terribly simple on the two layouts where I have used this system. K&S Metals brass rod and tube was used on the Wheal Annah project - one being a fit to the other for accurate track alignment. It is soldered to the same copper-clad board as the rail ends of the track.

The staging first used with Wheal Annah was temporary, adjusted to suit the position and spacing of the track at the point where they left the scenic layout. The disadvantage of this compromise became clear at the two exhibitions I attended with the layout: there was too much stock handling and no flexibility. As the collection of equipment grew, the storage of stock and locomotives between moves became ever more disorganised, resulting in the need to build a suitable staging system. The layout is ideally suited to cassette units and this sequence of photographs shows how the layout was equipped with a new staging area with cassettes. [HBM](#)

● To read Nigel Burkin's introduction to train staging solutions, see HM110 (August 2016).



STEP BY STEP BUILDING SIMPLE CASSETTES



1

A simple box composed of 18mm plywood and planed timber measuring 18mm x 44mm forms the base of the staging area. It is slightly longer than the longest cassette to allow room to manoeuvre the units around.

2

Sides of 6mm plywood protect the staging area and prevent the cassettes from being pushed onto the floor.





Intermediate
Beginner **SKILL LEVEL** Advanced

3


This view shows the cassettes fitted with track. Note that there is finger room between each one to allow them to be safely lifted from the layout.



4

Countersink screws used to secure the frame to the plywood base are well and truly recessed into the surface to prevent them catching cassettes when being moved about.

STEP BY STEP BUILDING SIMPLE CASSETTES




The ends of the track fitted to each cassette are secured to copper-dad board, cut to the width of the cassettes' wooden base and deep enough for strong soldered joints between rails and copper.




Each piece is secured to the cassette with countersink screws, well recessed to avoid fouling locomotives and stock.



In this photograph, cassette units are shown fitted with copper-dad board at the ends ready for track fitting. Note that the upper piece has had the surface scored in the centre to prevent electrical shorts – the lower piece awaits the same treatment.



Off-cuts of the track left over from construction of the layout are perfect for cassettes. Take the same care over track fitting as you would on the layout – straight and with provision for heat expansion.



The first cassette to be fitted with alignment rods is done so after careful measurement to allow sufficient clearance from the track to avoid fouling the stock. It is then used as the standard to fit alignment tube to the layout exit track and for fitting rods to the rest of the cassettes.

Notes - A: Copper-dad board secured with countersink screws; B: The screws carefully recessed into the surface of the copper-dad board; C: Track alignment between the 'standard' cassette and the one being assembled is achieved with Tracksetta; D: Alignment rod in brass by K&S Metals; E: Alignment between both rods is achieved with offcuts of the same tube used at the layout exit tracks and F: Solder is used to secure everything to the copper-dad board after adjustments are made.

The staging area is now ready for fitting to the layout. Pattern makers' dowels and other alignment methods can be used to fit the staging area baseboard to the layout.



TIP

Alignment is crucial at baseboard joints for smooth operation. To ensure all tracks were correctly aligned we used a Tracksetta alignment bar.

11

The point at where the track leaves the scenic baseboards are equipped with brass tube for both cassette track alignment and electrical connection.






12 The side drop boards fitted to Wheal Annah can be removed to assist with maintenance in this vital area of the layout.




13 Test alignment of cassette units with the layout's exit tracks.



The new staging area is shown during tests. Note that the staging board is fitted at a level which takes the depth of the cassette units plus its track into consideration. It also has to be dead level along the width of the layout.



Another view of the new staging area during tests. Note the finger room between cassettes which makes it easier to lift and turn them.



16 Side rails of 4mm hardboard together with foam safety gates makes the stock more secure when the units are handled.

3 ISSUES FOR £1

WHEN YOU SUBSCRIBE TO*

HORNBY

magazine



3 EASY WAYS TO ORDER



ONLINE

Go to our website at...
www.hornbymagazine.com



PHONE

UK 01780 480404
OVERSEAS +44 1780 480404

FAX UK 01780 757812
OVERSEAS +44 1780 757812



POST

COMPLETE THE FORM AND POST TO:
HORNBY MAGAZINE,
KEY PUBLISHING LTD,
PO BOX 300, STAMFORD,
Lincs, PE9 1NA,
UNITED KINGDOM

Subscribe for 2 years and choose from...

HORNBY MAGAZINE YEARBOOK 8

In this hardback yearbook, we guide you through the process of building a model railway showing how this layout - West Riding Power - has been developed using Bachmann's new set of Scenecraft buildings as the basis. Features include landscaping, weathering, detailing, how to install digital sound and much more including historical features and step by step guides.
Hornby Magazine Editor Mike Wild.



**RRP
£17.99**
128 pages, Hardback.

RAILWAY SPECIALS BUNDLE

This collection of three of our best-selling railway special magazines is essential reading for any model railway enthusiast. Included are: Hornby Magazine Design Manual, Hornby Magazine Weathering Guide Vol.2 and BR Steam Western Region!



AMERICAN READERS

Readers in the USA may place orders by:
Telephone: Toll-free 800-428-3003 Fax: 757-428-6253
or by writing to: **Hornby Magazine, 3330 Pacific Ave,
Ste 500, Virginia Beach, VA 23451-9828**

Alternatively, order online at
www.imsnews.com/hornbymag
quoting/entering code HM1016

SUBSCRIBE & SAVE

☒ **YES**, I would like to subscribe to Hornby Magazine

PAYER'S DETAILS

Title _____ First name _____ Surname _____

Address _____

Postcode _____ Country _____

Email address _____

Please complete to receive news updates and offers from us by email. Please send gift card ☐

DELIVERY DETAILS (IF DIFFERENT)

Title _____ First name _____ Surname _____

Address _____

Postcode _____ Country _____

Email address _____

SPECIAL OFFER (PLEASE TICK)

MAKE HUGE SAVINGS - WHEN YOU PAY BY EASY DIRECT DEBIT

* UK Only ☐ Three issues for £1, then just £9.50 each following quarter

PRE PAY OFFERS		12 FOR THE PRICE OF 10		24 ISSUES FOR THE PRICE OF 19 PLUS FREE GIFT	
UK	12 issues	<input type="checkbox"/> £42.00	24 issues	<input type="checkbox"/> £79.49	
Europe	12 issues	<input type="checkbox"/> £50.00	24 issues	<input type="checkbox"/> £89.99	
USA	12 issues	<input type="checkbox"/> \$69.99	24 issues	<input type="checkbox"/> \$132.99	
Rest of the World	12 issues	<input type="checkbox"/> £52.00	24 issues	<input type="checkbox"/> £94.49	

GIFT CHOICE FOR 2 YEAR OR ANNUAL DIRECT DEBIT ONLY:

☐ HORNBY YEARBOOK 8 ☐ RAILWAY SPECIALS BUNDLE (PLEASE TICK)

PAYMENT DETAILS

I enclose a cheque for £/\$ made payable to Key Publishing Ltd

Please debit my Mastercard ☐ Visa ☐ for £/\$

Expiry date _____ Security Code (3 digit code on reverse of card) _____

M M Y Y _____

OFFER CLOSE DATE: 31 OCTOBER 2016 PLEASE QUOTE: HM1016

Signature Today's date

INSTRUCTION TO YOUR BANK OR BUILDING SOCIETY TO PAY BY DIRECT DEBIT

Please tick: UK Direct Debit ☐ 3 issues for £1, then £9.50 quarterly ☐ Annually £37.50 + FREE GIFT ☐

KEY Instruction to your bank or building society to pay by Direct Debit

Please fill in the form and send to:
Key Publishing Ltd, PO Box 300, Stamford, Lincolnshire, PE9 1HA, UK
Name and full postal address of your bank or building society

To: The Manager Bank/building society

Address: _____

Postcode: _____

Name(s) of account holder(s) _____

Branch sort code _____

Bank/building society account number _____

Service user number
6 5 8 9 6 0

Reference

Instruction to your bank or building society
Please pay Key Publishing Ltd Company Direct Debits from the account detailed in this instruction subject to the safeguards assured by the Direct Debit Guarantee. I understand that this instruction may remain with Key Publishing Ltd, and, if so, details will be passed electronically to my bank/building society.

Signature(s) _____

Date _____


Banks and building societies may not accept Direct Debit instructions for some types of account

*PLEASE NOTE: Three issues for £1 by Direct Debit trial offer is only available to UK subscribers. Restricted to one order per UK household, it is only available with new subscriptions to Hornby Magazine. Pay only £1 for the first three issues of your subscription, then pay just £9.50 per quarter for every three subsequent issues. If you don't like what you see, simply cancel before your third issue and pay not a penny more! If you wish to continue after your three issues for £1, your subscription will automatically renew until you decide to stop at just £9.50 per quarter.

If paying by Direct Debit please send in form or complete online
Payments are accepted by Direct Debit, cheque, Postal Order, Credit Card and US Dollar check. Payments by credit or debit card will be shown on your statement as Key Publishing Ltd. Key Publishing will hold your details to process and fulfil your subscription order. Occasionally we may wish to contact you to notify you of special offers on products or events. If you do not wish to receive this information please tick here ☐ or mention when calling. Direct Debit savings based on a 1-year subscription.

Sulzer Type 2 GOES LARGE!

Heljan's 'O' gauge range goes from strength to strength, and the latest arrival during August was the BR Sulzer Class 25. **MIKE WILD** takes a closer look at this new arrival for 7mm scale.



THE TYPE 2 DIESELS are often a great choice for a model. These go anywhere, do anything machines were

versatile and widespread, and modellers can fit them on nearly every layout from compact branch line to giant main line.

Heljan's promise to deliver a ready-to-run Class 25/1 for 'O' has been fulfilled with the arrival of this new model – its third 7mm scale locomotive of 2016 following on from *Falcon* (HM106) and the 'Warship' (HM109). It is this popularity for 'O' gauge which is driving the manufacturer and Heljan clearly has faith in the scale as it has also announced seven new locomotives in 'O' this year. It has also begun a collaboration with Hatton's of Liverpool to produce the 'A3' and 'A4' class 'Pacifics' and Gresley teak carriages (see Update).

This model is of BR's Midland and Eastern Region operated Type 2 diesel-electric. Classified 25 under the TOPS numbering system they first entered traffic in 1961 with 327 built by 1967. Initially they were turned out in plain BR green with a white lower bodyside band, but later small yellow warning panels were applied from the mid-1960s. In the same decade full yellow ends






THE DETAILS

Manufacturer:	www.heljan.dk
Sample supplier:	www.tower-models.com
Cat No:	2550 (green)/2553 (blue)
Description:	Class 25 Bo-Bo
Scale:	'O'
Price:	£599.00
Era:	5
DCC:	DCC compatible
Couplings:	Working screw links





Illuminated headcodes

Rotating roof fan

became *de rigour* while BR blue was first seen on the class before the end of '60s. The last of the class were withdrawn in 1987. 20 have been preserved covering all but the Class 25/0 sub-class.

There were four distinct groups with the Class 25 fleet – the original Class 25/0s, the Class 25/1s which had modified traction motor packages, the restyled Class 25/2s and the Class 25/3 which had differences to its generator equipment. Heljan's new model

concentrates on the 25/1 and three factory versions, as well as the Tower Models limited edition, are being produced.

THE MODEL

As per usual for Heljan 'O' gauge, the Class 25 is being delivered un-numbered, but otherwise with its livery application complete. Choices are BR green with small yellow warning panels (HJ2551), BR green with full yellow ends (HJ2552) and BR blue with full yellow ends (HJ2553). In addition,


Tower Models has commissioned a limited edition of 100 locomotives in original plain BR green livery. All are priced at £599 each.

From the box the instant weighty feel of a Heljan product is apparent. As usual it has twin motors, one for each bogie, and all wheel pick-up. Paint application is excellent throughout with Tower noting that amendments have been made to the production models over our sample of the plain BR green version including colour correction on the BR crests and the cab front handrails being body coloured. Neatly, the fibre glass roof panels have been finished in

an appropriate colour breaking up the grey and blue roof colours.

However, while the model as a whole looks great, the front end doesn't look quite right. Looking at the model against drawings and photographs there appears to be a lack of curve across the front. Even so it is still clearly a Class 25 and from some angles the discrepancy is barely noticeable - it is probably least obvious on the BR blue version.

On the positive side, the bufferbeam is fully detailed from the factory and includes a working screw coupling. You also get sprung buffers and directional lighting as standard. The cab interior is detailed with seating, control desks and bulkhead fittings. Moving onto the side and



Central PCB for motor and light control

Twin motors with brass flywheels

Detailed bogies and all wheel drive

the distinctive arrangement of bodyside grilles and panels has been reproduced superbly by Heljan with the main grille finished with an etched brass cover. Separate handrails adorn the cab doors too while bodyside steps are neatly moulded.

The underframe is very well done indeed with impressive separate pipes along the lower valance plus daylight above the fuel tank and excellent models of the Class 25 bogies. The latter include separately fitted steps, correct shaping, sandboxes, sandpipes and detailed stretcher bars front and rear.

PERFORMANCE

The Class 25 is the second 'O' gauge locomotive to be able to take full advantage of our new test track where it was put through its paces on second and third radius curves both light engine and under load.



Tower Models has commissioned this plain BR green version of the new 'O' gauge Class 25.

Straight from the box our sample purred quietly and smoothly throughout the speed range under analogue control and proved relatively straightforward to fit with a DCC Concepts Zen Buddha large scale decoder.

Installing the latter means removing the original factory PCB and taking care to ensure all wiring connections are positioned

in the correct ports on the decoder, with particular emphasis on the lighting. It's a matter of about 10 to 15 minutes work.

In terms of haulage, we tasked our sample with a seven coach load of Heljan Mk 1 stock which it handled without discontent. Pointwork was negotiated smoothly too, including a double slip.

OVERALL

Even with our reservations about the cab front profile, the Class 25 is a great addition to the Heljan 'O' gauge range and one which will find plenty of use on layouts large and small. Its performance and decoration make it a force to be reckoned with on the track and it will sound great with digital sound installed too. (MW)

Curlew swoops in



BACHMANN'S 'OO' gauge Peppercorn 'A1' 4-6-2 returns to the range in BR express passenger lined blue with early crests as 60122 *Curlew*. Built in the late-1940s for use on express passenger duties, 49 'A1's' were constructed at Darlington and Doncaster Works for British Railways. 60122 emerged from



Doncaster Works in late-1948.

This latest addition to the Bachmann fleet carries the colour scheme applied to the prototype early in its career, together with the 34A shedplate and K+ (King's Cross) lettering on its front bufferbeam.

Application of the BR express passenger lined blue livery is superb, displaying a

rich satin paint finish together with crisp white-black-white lining, numbers, nameplates and British Railways crests.

Performance matched this model's impressive appearance, operating smoothly and powerfully, aided by its weighty chassis.

For digital installations, a 21-pin Digital Command Control (DCC) decoder socket is located within

Proses timber and profile cutter

This new Proses timber and profile cutter may, in time, may prove to be a tool that you can't live without.


Designed for small tasks such as cutting plastics, styrene and soft woods, this is a mini guillotine and is ideal for structure modelling where small parts require careful, regular cutting, often at a particular angle.

Measuring 220mm x 163mm, the device is formed of a sturdy plastic base with moulded guidelines upon which a cutting arm is mounted, fitted with a sharp blade. Four screws are included to enable the base to be mounted securely to a workbench, if required.

Our review sample managed a selection of tasks on small, soft materials such as 2mm thick laser-cut wood frets and 2mm plastic strip with ease. The supplied manual suggests that materials up to 8mm thick and 30mm wide can be cut, depending on the source material. As thicker materials are used, care should be taken not to force the cutting blade.

A useful ruler and moveable end stop together with a choice of angle stops are also included to enable materials to be cut at accurate angles, time and again.

Ideal for those small, yet often repetitive, cutting tasks. (MC)



THE DETAILS

Supplier:	www.bachmann.co.uk
Cat No:	PTC-105
Description:	Timber and profile cutter
Price:	£49.95
Scale:	Any



the semi-permanently connected tender which is also designed to accept a 28mm round speaker for sound. Small tension lock couplings in NEM pockets are fitted at each end while a separate pack of small details contains brake rodding, cylinder drain cocks, a set of etched nameplates and more.

Another stunning release from Bachmann. (MC)

THE DETAILS

Manufacturer:	www.bachmann.co.uk
Cat No:	32-561
Description:	Peppercorn 'A1' 4-6-2 60122 Curlew, BR express passenger blue
Price:	£179.95
Scale:	'OO'
Era:	4
DCC:	DCC ready, 21-pin socket
Couplings:	Small tension locks in NEM pockets

**RECOMMENDED
READING**

BRITISH RAILWAY WAGONS

1980-2015

Author: John Dedman


Publisher: Amberley Publishing

Website: www.amberley-books.com

ISBN: 978-1-4456-6182-7

Price: £14.99

Spec: 96 pages, softback



THIS LATEST PICTURE title from Amberley Publishing concentrates on

British railway wagons operating since 1980.


Featuring a good selection of photographs and in many cases the train working and its reporting number are included in the caption too. Where possible, the wagons are presented in alphabetical order according to their Total Operations Processing System (TOPS) code and cover a large range of traffic such as aggregates, cement, chemicals, coal and more. A selection of engineers' vehicles is also included.

Reproduction is generally good and many of the images demonstrate how wagons weathered in service – ideal for modellers wishing to replicate these prototypes in miniature.

In addition, there are a few slightly more quirky images such as the six-wheel milk tank converted for anti-freeze storage and the Lowmac wagon at Tinsley Traction Maintenance Depot loaded with the roof section from a Class 47 locomotive – each of which is perfectly modellable!

This is a useful addition to the modern-era modelling library and a great value resource. (MC)

Sankey goes mining



New from Sankey Scenics' are these packs of colliery signs covering three periods in British mining industry. The first covers the early years of the National Coal Board (NCB) from 1947 to 1967 and contains a wealth of mainly white and black or red and white warning signs. In the second pack, the abbreviated NCB yellow and black corporate image is introduced while the third represents the British Coal period from 1987 to 1994 with its variation on the yellow and black theme, together with modern health and safety warnings. (MC)

THE DETAILS

Manufacturer:	www.sankeyscenics.co.uk
Cat No:	4767
Description:	National Coal Board colliery signage 1947-1960s
Cat No:	6787
Description:	NCB colliery signage 1967-1987
Cat No:	8794
Description:	British Coal colliery signage 1987-1994
Price:	£3.25
Scale:	'N'/'OO'
Price:	£4.95
Scale:	'O'

'Austerity' debut for DJ Models

The Hunslet 'Austerity' was a humble but hard working saddle tank with many operators across the British Isles. Now DJ Models has released its debut model of the prototype for 'OO' gauge. **MIKE WILD** takes a closer look at this important new release.



In profile the new DJ Models Hunslet 'Austerity' captures the locomotive's outline superbly.

CHOOSING WHAT TO make has to be one of the hardest parts of being a model railway manufacturer – and especially today when there is so much competition and product development. But imagine being a new name on the scene. Where do you go, what do you make?

If you want to make your mark there are two clear choices – niche or mass market – and DJ Models has wisely chosen the latter for its first home-grown ready-to-run 'OO' gauge model by producing a model of the Hunslet 0-6-0ST, a design which ran to over 400 examples built between 1943 and 1964.

The class saw service with the military, the London North Eastern Railway (LNER) and British Railways, the National Coal Board (NCB) and private industrial operators too with allocations from the south coast to the north of Scotland. Livery options abound, so in its choice DJ Models has chosen very wisely

– especially as the last of the class weren't withdrawn from industrial service until the early-1980s.

THE MODEL

Choice is one thing, but execution is another. Fortunately DJ Models, whilst being a new name, isn't inexperienced in model railway production and that shows in the ethos of the 'Austerity' design. The tooling has been created to cater for a number of variations including smokebox doors, chimneys, steps, handrails and bunkers to name but a few.

It has also been considered from a digital control point of view, although only in terms of motor control. Access to the decoder socket is superbly simple as the smokebox door is secured by a pair of small magnets with the socket resting inside. Those wishing to fit sound are in for a challenge though as removal of the body is tricky to say the least – provision for sound installation would have taken this



A 6-pin decoder socket is located in the smokebox of the 'Austerity' 0-6-0ST.





Detailing of the cab interior is impressive and the 0-6-0ST can be configured with different chimney, bunker, pipework and step arrangements by DJ Models.

THE DETAILS

Manufacturer:	www.djmodels.co.uk
Cat No:	DJMOOJ94-001
Description:	Hunslet 'Austerity' 0-6-0ST 68023, BR black
Scale:	'OO'
Price:	£99.99
Era:	4
DCC:	DCC ready, 6-pin socket
Couplings:	Small tension locks in NEM pockets



model forward to another level in terms of flexibility and attraction.

External detailing though is excellent. For review we had the opportunity to inspect a number of versions including BR black 68023 from DJ Models, Kernow Model Rail Centre's Longmoor Military Railway liveried model and four of the 10 limited edition versions which have been produced for Hatton's of Liverpool.

All exhibited the same high build standard with a feel of quality and delicacy. The shaping of the locomotive is accurate in all respects and provides a significant step up from its predecessor, last produced by Hornby, which had its roots in the late-1990s with Dapol. As you would expect, handrails are separately fitted throughout while a detailing pack contains bufferbeam pipes for the front and rear and a pair of tension lock couplings to clip into the NEM pockets. It is worth noting that not all locomotives had brake pipes, »

THE DETAILS

Supplier:	www.hattons.co.uk
Cat No:	J9409
Description:	Hunslet 'Austerity' 0-6-0ST No. 7, Littleton Colliery lined blue
Cat No:	J9405
Description:	Hunslet 'Austerity' 0-6-0ST Hurricane, Bickershaw Colliery lined green
Cat No:	J9407
Description:	Hunslet 'Austerity' 0-6-0ST NCB No. 4, Backworth Colliery lined black
Cat No:	J9401
Description:	Hunslet 'Austerity' 0-6-0ST Robert, NCB Bold Colliery lined green
Scale:	'OO'
Price:	£99.99 each
Era:	5-7
DCC:	DCC ready, 6-pin socket
Couplings:	Small tension locks in NEM pockets

particularly industrial locomotives, so many won't need the pipes fitting leaving a pair of open holes in the bufferbeam. An etched fret of fire irons is also included to further enhance the model, which has a superbly detailed cab interior.

Other highlights include the finely produced turned metal wheels, separately fitted brake rigging, steps and sprung buffers at all four corners. Plus there are even differing numbers of triangular bracing plates behind the bufferbeams. Daylight is visible under the boiler too while the reversing lever has that hefty look of the prototype. One small negative is the injector pipework which, while certainly robust, is heavily moulded in comparison to the rest of the locomotive's detailing.

Decoration on all of our samples was superb with crisp edges between all colours and impressively fine printing and lining where appropriate. Particularly impressive are the weathered finishes applied to the selected Hatton's models.

These have been recreated in the factory from Mercig masters and offer a very impressive finish.

PERFORMANCE

DJ Models has turned to the modern coreless motor for its 'Austerity' following its success with the Kernow Model Rail Centre Adams 'O2' 0-4-4T (HM100). This compact motor means that more space is available for the decoder socket while the drivetrain is neatly hidden within the firebox, providing drive to all three axles via a gear system.

This latter point is important as DJ Models is currently the only 'OO' gauge steam manufacturer providing full geared drive to all axles – all other models being fitted with single axle drive with the motion taking the strain. So what does that mean in reality? Greater haulage capacity and smoother running as the gears are taking the strain and not the coupling rods.

On the track our samples all proved to be smooth running, quiet



and consistent performers. Light oiling was required before service but once through the running in stage they were put to work on our test track for both main line train operation and shunting work. Our tests loaded 68023 to seven carriages – more than enough for most situations – which it handled with ease. Continuous running for eight hours at a time was no problem either with 68023 racking up somewhere in the region of 40 hours running on our test track.

The gearbox design also makes the 'Austerity' perfect for its primary purpose – shunting. Shuffling wagons around the yard is a pleasure with one of these models but, like all short wheelbase locomotives, clean wheels and clean track are essential for the best performance.

With this in mind Digital Command Control operators would be well advised to choose a decoder with a 'stay alive' feature, especially when using them for



These two pristine 'Austurities' are limited editions for Hatton's of Liverpool.

An impressive weathered finish has been applied to this pair of locomotives for Hattons.



shunting operations. A 6-pin NEM socket is provided for digital layout owners, but as stated, sound will require care, consideration and creativity to achieve.

OVERALL

DJ Models has chosen a winning formula with the Hunslet 'Austerity'. The operational sphere is tremendous and their use on main line and industrial railways makes them appealing for so many reasons.

The end result is a model which has a quality feel to it and which is certainly a big step forward from what went before for this design in model form. Perhaps its greatest trick is its performance. That fully geared chassis is an impressive piece of kit which aligns the performance of this steam locomotive with that of small bogie diesels in terms of haulage capacity.

It gets a thumbs up from us and we hope that DJ Models continues to impress and inspire. (MW)

THE DETAILS

Supplier:	www.kernowmodelrailcentre.com
Cat No:	DJMOOJ94-099
Description:	Hunslet 'Austerity' 0-6-0ST 196 Errol Lonsdale, LMR blue
Scale:	'OO'
Price:	£109.99
Era:	4
DCC:	DCC ready, 6-pin socket
Couplings:	Small tension locks in NEM pockets

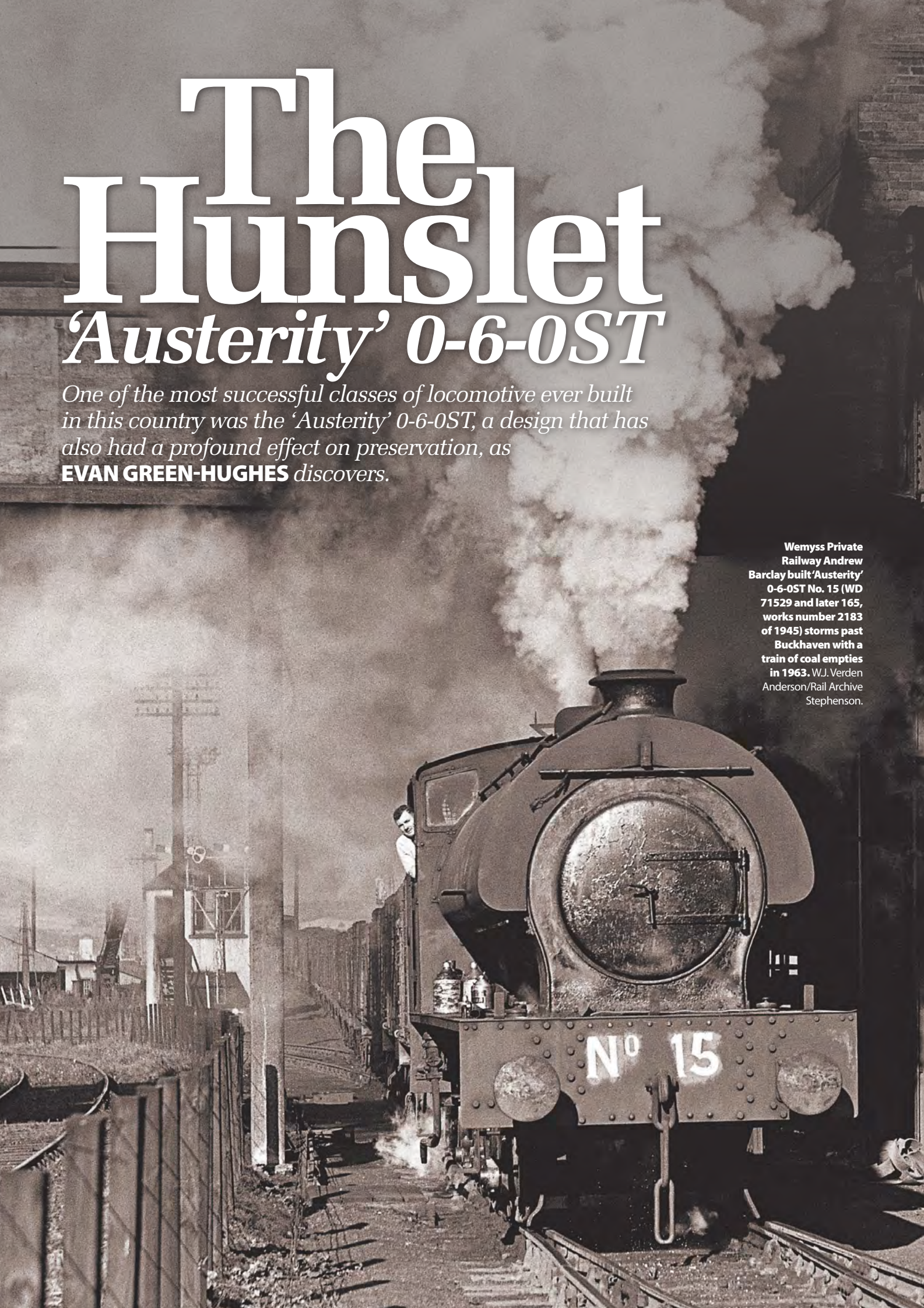
Kernow Model Rail Centre's Longmoor Military Railway limited edition.



The Hunslet 'Austerity' 0-6-0ST

One of the most successful classes of locomotive ever built in this country was the 'Austerity' 0-6-0ST, a design that has also had a profound effect on preservation, as
EVAN GREEN-HUGHES *discovers.*

Wemyss Private
Railway Andrew
Barclay built 'Austerity'
0-6-0ST No. 15 (WD
71529 and later 165,
works number 2183
of 1945) storms past
Buckhaven with a
train of coal empties
in 1963. W.J. Verden
Anderson/Rail Archive
Stephenson.



IF YOU WERE TO VISIT ONE OF the country's smaller heritage railways you have a very good chance that your train will be hauled by one of the 70 or so 'Austerity' 0-6-OSTs which have survived into preservation. These sturdy and simple locomotives with their distinctive full-length saddle tanks have been the mainstay of the movement almost since it began, providing economical haulage even under the most primitive or challenging of circumstances and soldiering on regardless of their mechanical condition.

This famous design originated at the Hunslet Engine Company, a company established in Leeds in 1864 which soon established a reputation for building simple but workmanlike locomotives, mainly for use in industry and quarrying. Many of these were inside cylinder engines with saddle tanks, a feature that was used so that the motion would be more easily accessible to enginemmen when oiling round.

In 1937 the company produced the first of its 18in designs, so called because of the size of their cylinders, and which was destined for use by Guest Keen Baldwin Iron and Steel Co. This engine was a development of the 1923 16in cylinder design which had proved exceptionally popular, so much so that the company continued to build them right into the 1950s.

From the outset the new engines were a great success, having a tractive effort of more than 26,000lbs, but they had one drawback and that was that the saddle tank, which only extended as far as the smokebox, provided inadequate water capacity for some duties. Therefore in



**Giesl ejector fitted
Hunslet Engine Company
3843 Wizard is hauled
past the National Coal
Board's Walkden Central
workshops in 1964.** Jim
Carter/Railphotoprints.co.uk.

1941 an improved version was designed in which the saddle tank was extended right to the front of the locomotive, with the chimney running through it.

A WARTIME STALWART

In 1942 preparations were started for an invasion of Europe by the Allies and as part of this it was realised that it would be necessary to provide a large number of locomotives which would be shipped to


France to haul the advancing army's trains.

The Ministry of Supply was in charge of procurement and at first the plan was that a large number of the successful LMS 'Jinty' 0-6-0Ts would be manufactured, but Hunslet Chairman Edgar Alcock, proposed an alternative solution based on his firm's industrial saddle tank which would be easier to maintain, have a greater route availability, be more powerful and cheaper to manufacture. »

FACTS AND FIGURES

Designer:	Hunslet Engine Co
Built:	1943-1964
Withdrawn (BR):	1960-1967
Last in service (industry):	1982
Builders:	Hunslet Engine Co, Andrew Barclay, WG Bagnall, Hudswell Clarke, Robert Stephenson and Hawthorns, Vulcan Foundry, Yorkshire Engine Co.
Purpose:	Goods and shunting
LNER number series:	8006-8080
BR number series:	68006-68080
Total in class (all variants):	460
Number in BR service:	75
Power classification:	'4F'
Wheel arrangement:	0-6-OST
Weight:	48tons 4cwt
Driving wheel diameter:	4ft 3in
Length:	30ft 4in
Wheelbase:	11ft 0in
Boiler:	Parallel
Boiler diameter:	4ft 3in
Boiler length:	10ft 2in
Boiler pressure:	170psi
Cylinders:	Two inside, 18in x 26in
Tractive effort:	23,870lbs
Coal capacity:	2tons 5cwt
Water capacity:	1,200gallons

NCB 'Austerity' 0-6-OST Fife Area No 18, fitted with a Giesl ejector, heads a train of colliery wagons at Methil on July 14 1969. Mike Fox/Rail Archive Stephenson.



REALITY CHECK

The proposal was accepted and work immediately began on a suitable design.

The Ministry's specifications called for a locomotive that could work for up to two years with minimal maintenance while being able to start a train of around 1,000 tons on the level and also being able to haul 300 tons up a 1-in-50 gradient. To achieve this some modifications were made to the existing Hunslet design, in particular the driving wheel size was increased from 4ft ½ in to 4ft 3 in and coal capacity was increased by 5cwt to 2ton 5cwt. There were also changes to the firebox and heating surfaces. The first locomotive to the new specification – officially designated as the Hunslet 50550 class – was completed in 1943, following which the drawings were distributed to the other manufacturers, with Hudswell Clarke and RSH managing to quickly outshop some in the same year.

Most of these were turned out in dark green with six inch high lettering but some were khaki.

Early examples went to the Longmoor Military Railway while others went to the Ministry of Power. Of interest was that the Longmoor locomotives, and those which were sent to the Shropshire and Montgomeryshire Railway, were fitted with vacuum ejectors and train braking equipment so that they could be used on passenger trains. In time, of course, many were shipped to Europe where they proved pivotal in getting continental railway systems up and working again as the allies advanced towards Germany.

When the Second World War ended in 1945 the country found itself the owner of a large fleet of these engines, 377 having been built by this time. Many were in mainland Europe and consequently 27 were loaned to Dutch State Railways while 11 went to the Dutch State Mines. Some were sold to industrial users in France and Belgium while six were sold to the Chemins de Fer Tunisiens in North Africa. Others were sold to the Port of London Authority, the Manchester Ship Canal Railways and to various steel

The Longmoor Military Railway operated a fleet of Hunslet 'Austerity' 0-6-0STs. On April 30 1966 195 (Hunslet 3795 of 1953) stands at Longmoor shed in the company of a 'WD' 2-10-0.
Brian Stephenson.



works and industrial plants in the UK.

The largest number of sales was made to the National Coal Board (NCB) which adopted the design as its standard shunter, liking them so much that it had new batches built until 1964. The War Department also retained 90 for use at its own depots in the UK and again ordered a new batch for itself in 1952.

MAIN LINE SERVICE

During the war the London and North Eastern Railway (LNER) had been responsible for the maintenance of 25 of the class which had been allocated to working open cast coal sites in their area for the Ministry of Fuel and Power

and once hostilities ceased it was able to obtain one of these on loan for trials.

At the time the LNER needed more heavy shunting locomotives but materials were in short supply and there was little possibility of building more of its standard 'J50s' (HM104). Instead the LNER took 75 of the surplus 'Austerities' and adapted them for its own use. Of these 29 came straight out of military service in the UK, 40 were unused but in storage while six were still under construction at Andrew Barclay and Co. Many needed urgent repairs and all were modified to LNER standards, including the fitting of new cab seats, side doors and different lamp irons. Some also had their coal bunkers extended

LNER 'J94' 0-6-0ST 68037 (ex-WD 75322, Vulcan Foundry 5312 of 1945) approaches Darlington with a lengthy down transfer goods on June 13 1964. Gordon Hepburn/Rail Archive Stephenson.



upwards to provide additional capacity, a modification that entailed adding a rear ladder and steps. The locomotives were designated 'J94' under the LNER system.

Employed on heavy shunting and trip work, the 'J94s' were allocated to a number of sheds with Immingham having the largest allocation of 25. Later in British Railways days the class became widespread with examples working to Brymbo in North Wales and on the Cromford and High Peak Railway in Derbyshire as well as in traditional shunting yards in the North East.

Meanwhile production of similar engines continued for industrial customers with Barclay, Bagnall, Yorkshire Engine Co and Hunslet all producing examples between the end of the war and 1964. The bulk of these went to the National Coal Board, while others went to the steel industry and to the War Department.

In 1961 Hunslet began rebuilding former War Department locomotives to reduce smoke emissions in an attempt to counter the effects of the Clean Air Act. These were fitted with an underfeed stoker and modified grate designed to consume all unburned gasses. Part of this modification was that a Giesl ejector was fitted in place of the chimney. Locomotives so treated were sold on and all were given new Hunslet works numbers, even though many had originally been built by other companies.

On the main line, the 'J94s' gradually lost work to diesel shunters during the 1950s and consequently the first withdrawal took place in 1960. Six were sold to the NCB between 1963 and 1965 and the final example was withdrawn from the Cromford and High Peak line in 1967. Those in industrial service also dwindled during this period but some hung on until the 1970s with the very last being withdrawn in 1982.

PRESERVATION'S SAVIOURS?

As the preservation movement got under way the Hunslet 'Austerity' was seen as an ideal locomotive, particularly for start-up operations. Two of the former BR examples escaped from the scrapyard, 68077 is

The Cromford and High Peak Railway was one of the last bastions of 'J94' operation on the BR network. On April 30 1967 'J94s' 68012 (Hunslet 3174 of 1944) and 68006 (Hudswell Clarke 1755 of 1944) storm up Hopton Incline with the SLS 'Cromford & High Peak Farewell' special. Brian Stephenson.




currently at the Spa Valley Railway after initially being preserved at the Keighley and Worth Valley Railway. This locomotive had been sold off to the NCB in 1962 after decades shunting at Immingham, ensuring that it survived long enough to be preserved. 68078 is at a private site in Sellindge following a second career with the NCB at Widdrington disposal point.

Remarkably there are around 68 other 'Austerities' preserved with examples in the UK and in Holland. These mostly have come out of industrial service and as may be expected at any one time a large proportion are either under restoration or rebuild. One or two have also been dramatically rebuilt, with one

acquiring side tanks and masquerading as 'Thomas' while another has gained a tender and runs without its saddle tanks.

It is an interesting to note that there are more of these engines preserved than of all the BR 'Standard' classes put together, surely making them the most successful preserved locomotive of all time?

Given the long pedigree of successful designs from the Hunslet Engine Company it is no surprise that the 'Austerity' was a master of the work for which it was proposed. That it has continued to be so right into the age of preservation is a great credit to both its designers and to the many companies that built them over a period of more than 20 years. [Hunslet](#)



'USA' tank docks

Bachmann has filled an interesting gap in the Southern Region tank engine department with this exclusive commission of the 'USA' 0-6-0T. **MARK CHIVERS** inspects this attractive new arrival.

WITH so many of the popular prototypes now available ready-to-run in model form, increasingly we are seeing models once considered niche appearing as mainstream projects, not just from the big manufacturers, but through retailers and individuals alike. One such example is this long-awaited 'OO' gauge USA 'S100' 0-6-0T, manufactured for Bauer Media by Bachmann.

Built during the Second World War, following a rapid design and approval process which took just one week, the fleet of 382 United States Army Transportation Corps (USATC) 0-6-0Ts were destined for deployment on railways in mainland Europe and beyond.

Following the end of the war, railway companies soon began to look at building new locomotives. With a need for new shunting locomotives at its Southampton Docks complex, the Southern Railway (SR) considered its options and trialed a previously stored example in 1946. The trials proved a success, and 15 were subsequently purchased. All but two were from a batch built at the Vulcan Iron Works in Pennsylvania.

Following acquisition, 14 were modified for use and put to work on freight and passenger traffic within Southampton Docks. Renumbered 30061 to 30074 following nationalisation and classified '3F' these 10ft wheelbase 0-6-0Ts became synonymous with the docks until replaced by diesel shunters during the early 1960s. Four former SR examples have been preserved.


THE MODEL

Our sample represents 30069 in BR black with early crests and carries a 71A (Eastleigh) shedplate, the depot where it was withdrawn in 1962.

Straight from the box you get the sense that this model is something special with its rugged and austere appearance, capturing the look of the American prototype to a tee.

Head-on, the distinctive smokebox door catches the eye with its U-shaped metal handrail and SR-style six-position route indicator lamp irons. The busy front end also features exquisite boiler side steps, pipework and mechanical lubricator while two boiler mounted sand boxes and the boiler dome are each neatly represented, together with a fine






THE DETAILS

Supplier:	www.modelrailoffers.co.uk
Cat No:	MR-103
Description:	USA 'S100' 0-6-0T 30069, BR black with early crests
Price:	£124.95
Scale:	'OO'
Era:	4
DCC:	DCC ready, 6-pin socket
Couplings:	Small tension locks in NEM pockets

*"Straight from the box
you get the sense that this
is something special."*

MARK CHIVERS



chimney, whistle and safety valves.

The distinctive slab-sided angular water tanks and fillers look the part as does the flush-glazed cab. Closer inspection reveals a well-appointed moulded cab interior with backhead detail and a separately fitted regulator handle picked out in silver. Fine grilles protect the glazing to the rear, while tiny metal grab handles are fitted either side of the coal bunker.

Decoration is excellent with a high quality, evenly applied satin black paint finish – as we would expect from a Bachmann production – and crisply printed British Railways crests, numbers and small details such as the legible Vulcan Iron Works plate on our sample.



PERFORMANCE

Performance was equally impressive, the model operating smoothly and incredibly quietly through a range of speeds aided by its heavy die-cast chassis and wiper blade pick-ups to all wheels.

Demonstrating sure-footedness throughout, our sample proved capable of hauling seven Mk 1 carriages on the level on *Hornby Magazine's* office test layout.

A 6-pin Digital Command Control (DCC) decoder socket is fitted midway along the chassis for digital installations. Sound fitment could present a challenge – as is often the case with small tank locomotives – but there is potential for those with a creative mind. Body removal and access to the chassis is illustrated in a welcome new-style instruction manual which also provides location details for small parts such as bufferbeam

pipework, brake rodding and the front drop plate, where carried.

Metal buffers, darkened metal Walschaerts valve gear, moulded pipework, sturdy metal cab steps, brake shoes in line with wheels, fine sandpipes and small tension lock couplings in NEM pockets complete this attractive new release.

While on the face of it this model may have limited appeal, given the wide range of liveries and variants available – ten in total – it is sure to be a must-have release for modellers of Southern, military, industrial and preserved prototypes alike. (MC)

Thanet Flyer analogue train set



Loads take flight



If you're looking for something a little different to place in a goods yard or on a 'OO' gauge bogie bolster wagon, this accessory pack of aircraft parts from Proses might fit the bill. Each pack contains four grey plastic aircraft internal wing ribs, together with a fine fret of laser-cut wooden supports.

Simple to assemble, the wooden parts are easily removed from the fret with a sharp craft knife and can be glued together to form the supports, upon which the wing ribs are then secured, to create two separate wagon loads. Perfect for adding variety to goods train formations. (MC)

THE DETAILS

Supplier:	www.bachmann.co.uk
Cat No:	PHL-K-003
Description:	Aircraft wing ribs
Price:	£7.95
Scale:	'HO'/'OO'

RECOMMENDED READING

Title:	Class 37 Locomotives
Author:	Andrew Walker
ISBN:	978 1 4456 5737 0
Title:	Class 43 Locomotives
Author:	Andrew Cole
ISBN:	978 1 4456 5901 5
Title:	Class 47 and Class 57 Locomotives
Author:	Ross Taylor
ISBN:	978 1 4456 6089 9
Author:	Kevin Derrick
Publisher:	Amberley Publishing
Website:	www.amberley-books.com
Price:	£14.99
Spec:	96 pages, softback

CLASS 43
LOCOMOTIVES

CLASS 37
LOCOMOTIVES

CLASS 47 AND
57 LOCOMOTIVES

A VAILABLE FROM Amberley Books is this series of pictorial titles on selected classes of BR traction.

For review we received three volumes on Class 37, Class 43 (HST) and Class 47 and Class 57 diesel locomotives. Each book includes an introduction to the class together with a good selection of captioned pictures of the class through time.

With around 200 photographs of the Class 37, Andrew Walker's book

NEW in from Bachmann is this Southern Railway (SR) inspired 'OO' gauge train set, The Thanet Flyer, containing Maunsell 'N' 2-6-0 1854 in SR malachite green and a pair of Bulleid carriages - Corridor Composite 5723 and Semi-Open Brake Third 4302.

Contained within is a circuit of 'OO' gauge set track to create a 4ft x 3ft (1,250mm x 910mm) oval consisting of eight second radius curves and two 335mm long straights. A power clip, analogue controller and transformer are also included together with a poster backed with ideas for expanding your layout with the Bachmann range. Useful maintenance tips are included too.

The train itself is turned out in matching Southern Railway malachite green livery with the 'N' having excellent application of its colour scheme. Both carriages also feature a light grey roof with door handles and handrails picked out in brass and door droplights in silver.

Small fixed tension lock couplings are fitted to both carriages and one end of the 2-6-0 (the tender is fitted with an NEM coupler pocket) while a selection of detailing parts, such as a set of SR route indicator discs, are also included.

Attractively packaged, this latest train set from Bachmann contains all you need to get started making this a great introduction to railway modelling. (MC)

THE DETAILS

Manufacturer:	www.bachmann.co.uk
Cat No:	30-165
Description:	The Thanet Flyer train set
Price:	£179.95
Scale:	'OO'
Era:	3
DCC:	DCC ready, 6-pin socket
Couplings:	Small tension locks

Proses tests voltages

This useful device from Proses is designed to detect different track voltages with the different lights showing different voltages. Suitable for 'Z' to 'OO' gauge analogue and digital applications, it is simple to use and available now. (MC)



THE DETAILS

Supplier:	www.bachmann.co.uk
Cat No:	PVT-001
Description:	Track voltage tester
Price:	£14.95
Scale:	'Z'/'N'/'TT'/'HO'/'OO'

contains plenty of evocative views of the locomotives hard at work, particularly in BR blue days, and covers many of the liveries carried through the years.

The album on the High Speed Train Class 43 power cars also features a good selection of the myriad liveries witnessed during the past 40 years of passenger service, together with mixed formations and a few detail shots of power cars on their own, coupled back-to-back and also being hauled between depots

by diesel locomotives - all useful inspiration for modellers.

Finally, the combined Class 47 and Class 57 volume from Ross Taylor majors on the locomotives since privatisation of the railway and also highlights the many colourful liveries applied to both classes as well as focusing on the trains they hauled.


Useful pictorial references for modellers, these volumes act as a gentle reminder of how quickly the rail scene evolves. (MC)

Southern Pride security grilles

Southern Pride Models has added a new range of 4mm scale etched window mesh grilles

to its range, designed to enable BR Mk 1 and BR Mk 2 carriages to be converted into departmental or engineering examples. Mesh grilles were often placed over windows of these vehicles to keep them secure and prevent damage when stabled for long periods of time or at remote locations.

Seven different 4mm scale packs are available, suitable for converting 'OO' gauge BR Mk 1, BR Mk 2a/b/c and BR Mk 2 d/e/f vehicles. Packs include BR Mk 1 19.5mm x 15mm grilles, 15mm x 12.5mm BR Mk 2a/b/c corridor window grilles and a smaller pack containing 5.5mm x 6.5mm small multi-purpose grilles.




Each fret is neatly etched and simply requires separating from the carrier, cleaning up and fixing in place over the appropriate carriage windows. Available now. (MC)

THE DETAILS

Manufacturer:	www.southernpridemodels.co.uk
Cat No:	P401
Description:	BR Mk 1 standard window security grilles (x10)
Cat No:	P402
Description:	BR Mk 1 and BR Mk 2 a/b/c corridor window security grilles (x10)
Price:	£4.75
Cat No:	P407
Description:	Multi-purpose small window security grilles (x6)
Price:	£2.75
Scale:	'OO'
Era:	7-9

Busch conifers are a 'SURE FIR' SUCCESS



New to the Busch range of 'HO' scale detailing accessories are these Leylandii conifer trees. Each pack contains three sprues, each with four separate conifers in three sizes - 12 in total - and three sets of five moulded conifers in a row - 15 in total. The latter

are particularly useful for placing together to create a tight-knit row of conifers in a garden or back yard. Each sprue is moulded in plastic and features a coating of dark green static fibre material. A quick and effective way of creating scale borders. (MC)

THE DETAILS

Supplier:	www.goldenvalleyhobbies.com
Cat No:	1270
Description:	Leylandii Conifers
Price:	£10.40
Scale:	'HO'
Era:	Any

PHONE/ORDER HOTLINE
(0114) 2551436

Open 9:00am - 5:00pm

24 Hr Answerphone service for orders



RAILS OF SHEFFIELD

SHOP OPENING HOURS:

9:30am - 5:00pm

Monday - Saturday

Free parking outside the door!

HORNBY

HORNBY

FULL RANGE STOCKED AT BARGAIN PRICES

R3115	BR 4-6-2 Unrebuild West Country Class 'Exeter' BR Grn #34001	£124.50
R3233	LNER Black 4-4-0 D16/3 Class - Pre 1948 Locomotive 8825	£79.50
R3261	Network Rail 0-6-0 Class 08 417 Diesel Shunter	£79.50
R3266	BR Sub-Sector Co-Co Diesel Electric 'Quinga' Class 60090	£139.50
R3299	'Going Home' - 1945-2015: 70th Anniversary of the end of the Second World War Train Pack - Limited Edition	£195.00
R3300	Sir Winston Churchill's Funeral Train Pack - Limited Edition	£239.50
R3302	1940: Return from Dunkirk Train Pack - Limited Edition	£179.50
R3310	BR 4-6-2 'Bude' West Country Class - Late BR	£124.50
R3311	BR 4-4-0 'Westminster' Schools Class - Early BR	£119.50
R3323	BR Black 4-6-0 'Black 5' Class SMT - Late BR Locomotive 44694	£119.50
R3324	LNER 0-6-0 T50 Class Locomotive	£79.99
R3325	BR 0-6-0 T50 Class Locomotive - Early BR	£69.50
R3326	BR Black 0-6-0 T50 Class Locomotive - Late BR	£69.50
R3333	BR 4-4-2T Adams Radial 415 Class - Early BR	£105.50
R3334	BR 4-4-2T Adams Radial 415 Class - Late BR	£105.50
R3335	LSWR 4-4-2T Adams Radial 415 Class - LSWR Preserved	£105.50
R3337	The Silver Jubilee Collection - 80th Anniversary Ltd Edition Set	£450.00
R3339	LMS 4-6-2 'Duchess of Hamilton' Princess Coronation Class Locomotive 6229	£119.50
R3342	BR Blue Class 08 489 Diesel Shunter	£89.50
R3343	First Great Western Class 08 822 Diesel Shunter 'John'	£89.50
R3356	RailRoad BR 2-10-0 Crosser Boiler 9F Class (Early BR) Heavily Weathered	£99.50
R3374	BR Class 71 '10121' - BR Blue	£126.50
R3382TTS	BR 4-6-2 'Holland-Afrika Line' 35023 Merchant Navy (Unrebuild) Early BR with TTS Sound	£159.50
R3384TTS	BR 4-6-0 'King George I' 6000 King Class, Late BR-TTS Sound	£164.50
R3393TTS	RailRoad RID Class 47 47033 with TTS Sound	£64.50
R3404	BR 2-6-4T 42334 Fowler 4F Locomotive	£107.50
R3405	LNER 0-6-0 T58S 150 Class Locomotive	£72.50
R3409	BR 4-6-0 'King William IV' 6000 King Class Late BR	£142.50
R3410	BR 4-6-0 'King Henry III' 6000 King Class - Early BR Locomotive	£142.50
R3411	SR 4-6-0 827 Maunsell S15 Class Locomotive	£119.50
R3412	BR 4-6-0 30842 Maunsell S15 Class - Early BR	£99.50
R3424	LNER 0-8-0 Raven Q6 Class Locomotive	£117.50
R3425	BR 0-8-0 Raven Q6 Class - BR Early Locomotive	£117.50
R3426	BR 0-8-0 Raven Q6 Class - BR Late Locomotive	£117.50
R3427	Peckett 0-4-0T W4, Base Livery 563 'Dodo'	£68.50
R3428	Peckett 0-4-0T W4, Manchester Ship Canal	£68.50
R3429	Peckett 0-4-0T W4, Hunsley & Palmer	£68.50
R3430	LNER 4-6-0 Holden B12 Class Locomotive	£121.50
R3431	BR 4-6-0 Holden B12 Class - BR Early Locomotive	£121.50
R3433	LNER 4-4-0 'Claud Hamilton' D16/3 Class Locomotive	£106.50
R3434	SR 4-6-2 'Channel Packet' '21C1' Merchant Navy Cl (Un-Rebuild)	£139.50
R3435	BR 4-6-2 'Royal Mail' '21C3' Merchant Navy Class (Un-Rebuild)	£139.50
R3436	BR 4-6-2 'Clan Line' '35028' Merchant Navy Class (Un-Rebuild) - Early BR	£139.50
R3441	LNER 4-6-2 'Sir Murrough Wilson' A4 Class Wartime Bk Loco	£129.50
R3443	NRM BR 4-6-2 'Flying Scotsman' 60103 A3 Class, Brunswick Grn	£149.50
R3444	BR 4-6-2 'Thomas Hardy' Britannia Class - Early BR	£129.50
R3447	LNER 4-6-0 'Kilvestone Hall' B17 Class Locomotive	£124.50
R3448	BR 4-6-0 'Welbeck Abbey' B17 Class - Early BR	£124.50
R3456	BR 4-6-0 'Sir Hervey de Revel' N15 King Arthur Class	£137.50
R3457	SR 4-4-0 116 Class T9 Locomotive	£99.50
R3459TTS	BR Black (Early) Fowler Class 2P 4-4-0 Locomotive 40626 with TTS Sound	£99.50
R3462	BR 2-8-0 '4287' 42xx Class - Late BR	£84.50
R3465	LNER 0-6-2T 4765 N2 Class Locomotive	£72.50
R3466	0-6-0ST J94 Class '22' 'United Steel Company' Locomotive	£64.50
R3471	NSE Co-Co Diesel Electric 'Indomitable' 50026 Class 50 Diesel	£132.50
R3478	FGW Western Region 'The Corps of Royal Electrical and Mechanical Engineers' Class 43 HST Pack	£189.50
R3479	Class 60 60066 Drax Diesel Locomotive	£137.50
R3485	0-6-0 'Laura Diesel Depot' Class 08 Diesel Shunter	£107.50
R3486	Co-Co Diesel 'DP World London Gateway' '66185' Cl 66 Loco	£77.50
R3487	Co-Co Diesel 'James Nightall GC' '66079' Class 66 Locomotive	£77.50
R3497	RailRoad BR 'D9016' Class 55 Diesel Electric	£51.50
R3500	The Sir Nigel Gresley Collection	£475.00

BACHMANN

BACHMANN

FULL RANGE STOCKED AT BARGAIN PRICES

30-049	The Permanent Way Train Set (with Digital Sound)	£233.70
30-130	Military Manoeuvres Train Set	£144.45
30-165	The Thane Flyer Train Set	£152.95
30-430	Capital Commuter Train Set	£178.45
31-003A	Robinson Class 04 6184 LNER Black	£99.50
31-004A	Class 450 4 Car EMU 450073 South West Trains	£104.50
31-041	Class 450 4 Car EMU 450127 South West Trains Weathered	£254.95
31-119	BR Standard Class 4MT #75035 BR Black L/Crest - Weathered	£271.95
31-204	Patriot Class 5330 'Sir Frank Ree' LMS Crimson	£135.95
31-214	Patriot Class 5330 'Sir Frank Ree' LMS Crimson	£131.50
31-379	2EPB 2 Car EMU 5771 'Giggleswick' #45538 BR Green Early Emblem	£131.50
31-426B	4 CEP 4 Car EMU 7122 BR (SR) Grn Sm Yellow Warning Panel	£175.50
31-427B	4 CEP 4 Car EMU 7106 BR Blue & Grey	£254.96
31-434	Midland Class 1F 41803 BRITISH RAILWAYS Black	£76.50
31-435	Midland Class 1F 41726 BR Black Early Emblem	£76.50
31-440	Ivatt Class 2MT 2-6-2 Tank #41243 BR Lined Black Early Emblem	£110.46
31-441DCC	Ivatt Class 2MT 2-6-2 Tank #41291 BR Lined Black Late Crest (DCC on board)	£131.71
31-461A	C Class 0-6-0 1294 Southern Railway Black	£89.50
31-462A	C Class 0-6-0 31227 BR Black Early Emblem	£89.50
31-480	GZA 9376 LMS Black with Tender Back Cab	£95.50
31-481	Ivatt Class 2MT 2-6-2 Tank #41243 BR Lined Black Early Emblem	£99.50
31-528A	Class 42 60529 'Pearl Diver' BR Lined Green Late Crest	£135.95
31-531	Class 42 60536 'Trimbrush' BR Lined Green Early Emblem	£135.95
31-614	Class V3 Tank #67609 BR Lined Black Late Crest Cranked Pipes	£110.46
31-615	Class V3 Tank #67609 BR Lined Black Early Emblem	£110.46
31-627B	Class 3F 3520 LMS Black Dealey Tender	£97.71
31-656	Class 47 47256 BR Green Full Yellow Ends (TOPS) Weathered	£111.50
31-679	Type A15 Electric #E3095 BR Electric Blue Small Yellow Panel	£107.95
31-728	GWR 3700 Class 3708 'Kilmarney' Great Western Green	£118.96
31-788	Midland Class 4F 3848 Midland Black Crest	£97.71
31-884	Midland Class 4F 44044 BR Late Crest Weathered	£106.21
32-034A	Class 20 20141 BR Green Full Yellow Ends Weathered	£91.95
32-038DS	Class 20 #20124 BR Blue Indicator Disks - Weathered - SOUND	£183.95
32-044	Class 20 #20828 BR Green Indicator Disks with Tablet Catcher	£87.95
32-045	Class 20 20118 'Salisbury-by-the-Sea' BR Railfreight Red Stripe	£87.95
32-085	Class 36XX #6639 BR Black Early Emblem	£71.95
32-109	Class 08 631 'Eagle' Network South East Diesel Shunter Loco	£79.50
32-115B	Class 08 08818 BR Blue Wasp Stripes Weathered	£87.50
32-119	Class 08 08907 DB Schenker	£79.50
32-120	Class 08 13287 BR Plain Green Early Emblem	£79.50
32-176	LMS Crab 42765 BR Lined Black Early Emblem	£123.21
32-178A	LMS Crab 13174 LMS Lined Black Welded Tender	£123.21
32-235	Fowler Class 3F 0-6-0 (Jinny) 47673 BR Black Late Crest Weatherd	£76.50
32-250A	WD Austertrey 'Major-General McCullen' LMR Blue 2-8-0 Loco	£131.70
32-254A	WD Austertrey LNER Plain Black 2-8-0 Locomotive 77003	£131.70
32-279A	Class 1334 LNER Lined Black	£111.50
32-281	K3 Class 61862 BR Lined Black Early Emblem	£111.95
32-287A	Class 101 2 Car DMU BR Blue & Grey Weathered	£135.50
32-301A	Collett Goods BR Black Early Emblem Loco 3212 (Collett Tender)	£89.20
32-304A	Collett Goods GWR Grn 0-6-0 Loco 2251 (Churchward Tender)	£89.20
32-331	Class 25/1 #25043 BR Green Full Yellow Ends - Weathered	£87.95
32-353	BR Standard Class 4MT 80135 BR Green (Preserved)	£110.46
32-359A	BR Standard Class 4MT 80092 BR Black Early Emblem	£110.46
32-360A	BR Standard Class 4MT Tank 80104 BR Lined Black Late Crest	£110.46
32-390	Class 37/7 37706 'Conidae' Railfreight Petroleum Sector	£101.96
32-482	Class 40 97407 'Aureol' BR Blue Departmental Weathered	£131.71
32-483	Class 40 D338 BR Green Split Head Code Small Yellow Panel	£118.96
32-484	Class 40 40159 BR Blue Centre Head Code Full Yellow Ends	£118.96
32-560	Class A1 60117 BRITISH RAILWAYS Apple Green	£152.96
32-561	Class A1 60122 'Curlew' BR Express Blue Early Emblem	£152.96
32-575A	Ivatt Class 4MT 3000 LMS Black	£147.71
32-580A	Ivatt Class 4MT 43014 BR Late Crest Weathered	£127.46
32-610	Class 90 90023 Intercity	TBA
32-611	Class 90 90037 Railfreight Distribution	TBA
32-612	Class 90 90042 Freightliner 'Powerhaul'	TBA
32-680	Class 45 #45036 BR Blue Split Centre Head Code	£95.95
32-858	BR Standard Class 9F 92189 BR Black L/Crest IF Tender W'thrd	£140.21
32-880	Fairburn 2-6-4 Tank 2278 LMS Black Weathered	£103.95
32-881	Fairburn 2-6-4 Tank 42105 BR Lined Black E/Emblem Weathered	£110.46
32-882	Fairburn 2-6-4 Tank 42062 BR Lined Black Late Crest	£103.95
32-981	Class 66 66416 Freightliner Powerhaul	£127.46
32-982	Class 66 66434 DRS Plain Blue Compass	£127.46
32-991	Widham Type 27 Trolley Car BR Maroon	£67.96
32-992	Widham Type 27 Trolley Car BR Engineers Yellow	£67.96
32-993	Widham Type 27 Trolley Car BR Engineers Yellow Wasp Stripes	£67.96
35-226	Class 121 'Bubble Car' Single Car Unit BR Blue & Grey	TBA
35-527	Class 121 'Bubble Car' Single Car Unit Network Southeast	TBA

GRAHAM FARISH

GRAHAM FARISH

FULL RANGE STOCKED AT BARGAIN PRICES

370-130	The Night Mail Train Set	£169.95
370-185	A Day at the Races Train Set	£161.45
370-425	Midland Pullman Train Pack	£339.99
370-430	Capital Connection Train Set	£178.45
371-021A	Class 08 D3785 BR Green Late Crest	£75.95
371-023	Class 08 600 'Ivor' Network SouthEast Diesel Shunter	£75.95
371-024	Class 08 907 DB Schenker Diesel Shunter	£75.95
371-033	Class 20 D8011 BR Green Small Yellow Panel Weathered	£95.95
371-035	Class 20 Twin Pack Hunslet-Barclay	£178.07
371-036	Class 20 227 London Underground Diesel	£101.95
371-037	Class 20 205 BR Blue Diesel	£101.95
371-050C	Class 04 D2283 BR Green Warning Stripes	£76.46
371-051C	Class 04 D2295 BR Blue with Wasp Stripes Diesel Shunter	£71.50
371-054	Class 04 D2332 'Lloyd' NCB Yellow	£71.50
371-063	Class 03 D2383 BR Green Wasp Stripes Weathered	£80.71
371-064	Class 03 D3170 BR Blue Wasp Stripes & Air Tanks Weathered	£80.71
371-286	Class 55 'Kings Own Yorkshire Light Infantry' #D9002 BR Grn SYP	£97.50
371-329	Class 150/2 #150247 BR Sprinter - Weathered	£144.46
371-330	Class 150/1 #150128 First Great Western	£131.71
371-350A	Class 60 60035 EWS	£103.66
371-357	Class 60 60057 'Adam Smith' BR Coal Sector	£103.66
371-358	Class 60 60021 Colas	£103.66
371-383A	Class 66 66101 DB Schenker	£103.66
371-384A	Class 66 111 EWS Livery Diesel Locomotive	£103.65
371-396	Class 66 (Low Emission Variant) 'Interhub GB' #66731 GBRF	£97.50
371-397	Class 66 66434 DRS Plain Blue Compass	£97.50
371-504	N Scale Class 101 2 Car DMU BR Green	£144.46
371-505	N Scale Class 101 2 Car DMU BR Network SouthEast	£144.46
371-656	Class 57 #57312 Network Rail Yellow	£97.50
371-876DS	Class 108 2 Car DMU BR Blue	£229.46
371-877A	Class 108 2 Car DMU BR Blue & Grey	£144.46
371-880	Class 108 2 Car DMU BR Green Small Yellow Panel	£144.46
371-985	Class 64xx 0-6-0 Pannier Tank #6407 GWR Green	£80.71
371-986	Class 64xx 0-6-0 Pannier Tank #6403 BR Black Early Emblem	£80.71
371-987	Class 64xx 0-6-0 Pannier Tank #6400 BR Lined Green Late Crest	£80.71
372-060	Midland Class 4F #43924 BR Black Late Crest Fowler Tender	£87.50
372-061	Midland Class 4F #3851 LMS Black Johnson Tender	£87.50
372-062	Midland Class 4F #43875 BR Black Early Emblem Johnson Tender	£87.50
372-080	Class B1 #61045 BR Lined Black Early Emblem - Weathered	£118.96
372-138	Class 5 #5190 LMS Plain Black	£103.50
372-139	Class 5 #45206 BR Lined Black Early Emblem	£103.50
372-310	Merchant Navy Class #35024 'East Asiatic Company' BR Blue E/E	£131.50
372-311	Merchant Navy Class 35023 Holland-Afrika Line	£131.50
372-312	Merchant Navy Class #35028 'Clan Line' BR Green Late Crest	£131.50
372-313	Merchant Navy Class 35021 New Zealand Line	£131.50
372-330	BR Standard Class 3MT Tank #82028 BR Black L/C - Weathered	£106.21
372-331	BR Standard Class 3MT Tank #82020 BR Plain Green Late Crest	£97.71
372-385	Class A2 'AH Peppercorn' #525 LNER Apple Green	£131.50
372-386	Class A2 'Bachelors Button' #60537 BR Brunswick Green E/E	£131.50
372-387	Class 42 60527 'Sun Chariot' BR Lined Green Late Crest	£131.50
372-536	Class 4MT Tank #80119 BR Lined Black Late Crest	£101.96
372-578	Rebuilt Royal Scot 'Royal Scot' #6100 LMS Crimson (Preserved)	£111.95
372-579	Rebuilt Royal Scot 'Royal Ulster Rifleman'	
	#46122 BR Green Late Crest - Heavily Weathered	£119.95
372-653	BR Standard Class 4MT #76079 BR Lined Black Early Emblem	£103.50
372-931	N Class 2-6-0 #31844 BR Black Early Emblem	£99.95
372-932	N Class 2-6-0 #31811 BR Black Late Crest	£99.95
372-933	N Scale N Class 2-6-0 810 SWCR Grey	£99.95

See our website for full 2016 range.

RAILS BLACK LMS LIMITED EDITIONS

31-999X	LMS Twin Loco 10001 in BR Black with Chrome trimmings and no emblem	£134.99
---------	---	---------

UK POSTAL RATES: £4.00 (1st Class), £4.50 (1st Class Recorded), Special Delivery £8.50 next day delivery inc Saturdays by 1:00pm (orders must be placed before 2:00pm on date of despatch), £7.50 per parcel over 2kg sent via ParcelForce courier for next day delivery inc Saturdays (orders must be placed before 3:00pm on date of despatch). This excludes post codes: IV, HS, KA27-28, KW, ZE, PA20-78, PH17-50, BT, IM, TR21-25, JE-GY and PO31-41 which will be charged at £12.

WORLDWIDE POSTAL RATES: Postage charged at cost sent via Royal Mail Airmail under 2kg, ParcelForce over 2kg. (Air sure and international signed for available on request).

Non EEC countries are VAT deductible. New releases may be booked in advance.

All mail order or telephone orders despatched immediately with an immediate refund or follow-on option on 'Out of Stock' items. Please advise with your order.

All goods are either in stock or on order.

By Car: From M1 South, Junction 29, follow A617 to Chesterfield then A61 to Sheffield. From M1 North, Junction 33, follow Parkway then A61 Chesterfield Road.

See our website for full Hornby 2016 range.

PRICE PROMISE

We guarantee the price of our forthcoming releases for Locomotives, coaches and wagons to be at least 10-25% less than the RRP at the time of release. We also offer large discounts on many of our railway accessory ranges.

We continually monitor other retailers to ensure that our prices are always competitive.

JUST LOOK FOR THE



DAPOL AT BARGAIN PRICES

N GAUGE OO GAUGE O GAUGE

GOLD STAR STOCKISTS

FULL RANGE STOCKED

Call us or see our website for more details and bargain prices

HELJAN AT BARGAIN PRICES

OO GAUGE O GAUGE

FULL RANGE STOCKED

Call us or see our website for more details and bargain prices

4201 Heljan Class 42 Warship D827 'KELLY' in Green with small yellow warning panels	£525.00
4202 Heljan Class 42 Warship D869 'ZEST' in Maroon with small yellow warning panels	£525.00
4203 Heljan Class 42 Warship D815 'DRUID' in Maroon with full yellow ends	£525.00
5350 Class 53 D0280 FALCON in 'as-built' lime green & brown with original printed nameplates	£495.00
5351 Class 53 D0280 FALCON in BR 2-tone green with sm. yell warn panels/etched nameplates	£495.00
5352 Class 53 1200 FALCON in BR blue livery with full yellow ends and etched nameplates	£495.00

DAPOL AT BARGAIN PRICES

Dapol 'O' Gauge 08

7D-008-000 Class 08 # D3048 BR Green L/C No Warning Panels	£169.95
7D-008-001 Class 08 # 13115 BR Green E/C No Warning Panels	£169.95
7D-008-002 Class 08 # 08529 BR Blue Wasp Stripes	£169.95
7D-008-003 Class 08 # D3084 BR Green Wasp Stripes Late Crest	£169.95

PHONE/ORDER HOTLINE

(0114) 2551436

Open 9:00am - 5:00pm

24 Hr Answerphone service for orders



Gift Vouchers

Why not treat someone to a RAILS OF SHEFFIELD Gift Voucher. Purchase by phone or through our website.

GAUGEMASTER AT BARGAIN PRICES

DCC01	Prodigy Express Package	£119.95
DCC02	Prodigy Advance Package	£209.50
DCC03	Prodigy Advance 2 Wireless Starter Set	£359.50
DCC13	Prodigy Advance 2 Wireless Walkaround	£149.50
DCC14	Prodigy Advance 2 Backlit Walkaround	£99.00
DCC23	6 Pin N Gauge Plug-in Decoder	£21.00
DCC27	OMNI 21 & 8 Pin Decoder	£15.95
DCC30	Accessory Decoder	£46.75
DCC40	Auto Reverse Module	£31.50
DCC51	Prodigy Wireless Conversion Set	£199.50
DCC55	Prodigy Advance Wired Computer Interface Cable	£43.50
Model D	Twin Track Controller	£69.00
Model Q	Four Track Controller	£129.50
PM1	Point Motor with Accessory Switch	£3.99
PM2	Point Motor	£3.50
PM4	Point Motor Self Latching with Switch	£4.95
100M	Single Power Controller	£67.95

PECO AT BARGAIN PRICES

FULL RANGE STOCKED

All Gauges Track and Accessories

Call us or see our website for more details and bargain prices

DJ MODELS AT BARGAIN PRICES

Advance Orders Now Being Taken

for the new DJ Models Range

Call us or see our website for more details and bargain prices

OOJ94-001	Class J94 0-6-0 Steam Loco #68023 BR E/C black with tall coal bunker	£81.50
OOJ94-002	Class J94 0-6-0 Steam Loco #68061 BR original bunker height	£81.50
OOJ94-003	Class J94 0-6-0 Steam Loco #8064 LNER with original bunker height	£81.50
OOJ94-004	Class J94 0-6-0 Steam Loco #8023 LNER with original bunker height	£81.50
OOJ94-005	Class J94 0-6-0 Steam Loco #68068 BR with tall bunker	£81.50
N17-001	Class 17 Clayton BR Blue Diesel Loco D8574	£97.50
N17-002	Class 17 Clayton BR Blue Diesel Loco D8512	£97.50
N17-003	Class 17 Clayton BR Green with small yellow warning panel Diesel Loco D8555	£97.50
N17-004	Class 17 Clayton BR Green with small yellow warning panel Diesel Loco D8536	£97.50
N17-005	Class 17 Clayton BR Green with small yellow warning panel weathered Diesel Loco D8501	£106.50
N17-006T	Class 17 Clayton Diesel Loco D8574 BR blue (powered) + D8583 BR blue (dummy) Twin Pack	£127.50
N17-007T	Diesel Loco D8616 BR green STWV (powered) + D8561 BR green STWV (dummy) Twin Pack	£127.50

DECODER FITTING SERVICES

DCCFIT6	DCC Decoder fitting service for N gauge 6 pin DCC Ready locomotives	£29.50
DCCFIT8	DCC Decoder fitting service for OO gauge 8 pin DCC Ready locomotives	£29.50
DCCFIT21	DCC Decoder fitting service for OO gauge 21 pin DCC Ready locomotives	£29.50

The charges for our fitting services are inclusive of the cost of the decoder which will either be a Hornby 4 or Bachmann 3 function decoder chosen at our discretion.

RAILS ON EBAY



RAILS OF SHEFFIELD



100's OF ITEMS ADDED DAILY



RAILS OF SHEFFIELD



VISIT OUR **RAILS-SHEFFIELD** EBAY STORE
SPECIALISING IN QUALITY NEW & SECOND-HAND MODEL TRAINS,
DIECAST & OTHER RARE & HIGHLY SOUGHT-AFTER COLLECTIBLES

VISIT OUR **RAILS-VAULT** EBAY STORE
SPECIALISING IN SECOND-HAND ACCESSORIES, DIECAST,
RESTORATION PROJECTS, SCENICS & OTHER MISCELLANEOUS MODELS

ALSO STOCKED AT BARGAIN PRICES

In addition to full ranges from all the manufacturers featured here we also offer full ranges from:



and many more. If you can't find the product you are looking for on our website then please contact us and we can order it in for you. Check out our **ebay** stores to see what discontinued and rare items we have on offer and for your chance to pick up a second-hand bargain today.

Visit: <http://stores.ebay.co.uk/Rails-Of-Sheffield>

Visit: <http://stores.ebay.co.uk/The-Rails-of-Sheffield-Vault>

MODEL RAILWAYS BUY - SELL - EXCHANGE ANY GAUGE ANY AGE TOP PRICES PAID

www.railsofsheffield.com

OFFICIAL HORNBY
COLLECTORS CENTRE

Est 1975

FOR MORE SPECIAL OFFERS AND UP TO THE
MINUTE RELEASES VISIT OUR WEBSITE

TELEPHONE/ORDER

HOTLINE

(0114) 2551436

Open 9:00 am - 5:00 pm
24 Hr Answerphone service for orders



RAILS OF SHEFFIELD

SHOP OPENING HOURS:

9:30 am - 5:00 pm

Monday - Saturday

Free parking outside the door!

WANTED

CASH OR PART EXCHANGE

We urgently require collections of any size featuring products from the following manufacturers:



We are always on the lookout for all types of kit built models including Pro-Scale, Nu-Cast, Golden Age Models, Silver Fox Models, Comet Models, David Andrews and Japanese/Korean Brass in addition to all manufacturers above.

Please do contact us if you are at all unsure as to whether we would be interested in your collection.

We value your used models very highly and will pay top prices for all items offered.

We provide a fast, professional and friendly service from our family run business.

Distance is no object and anything is considered.

Please telephone us on 01142 551436, email secondhand@railsofsheffield.com, fax us on 01142 555982 or post your lists to the address at the bottom of the page quoting reference RM2013, all enquiries answered.

RAILS OF SHEFFIELD, 21/29 CHESTERFIELD ROAD, SHEFFIELD, S8 0RL. TEL(0114) 255 1436, 8 LINES. FAX (0114) 255 5982
PHONE/FAX/24 HR ANSWERPHONE FOR ORDERS OUTSIDE SHOP HOURS. EMAIL: info@railsofsheffield.com WEBSITE: <https://railsofsheffield.com> (E & OE)

SPALDING MODEL RAILWAY EXHIBITION

www.spaldingmodelrailwayclub.org.uk

SATURDAY 12TH & SUNDAY 13TH NOVEMBER 2016

9.30am-10.00am each day Wheelchair & disabled Visitors only

Sat: 10.00am - 5.00pm Sun: 10.00am - 4.30pm

SPRINGFIELDS EVENTS CENTRE, CAMEL GATE, SPALDING, Lincs. PE12 6ET
(NEXT TO THE SPRINGFIELDS OUTLET SHOPPING CENTRE)

Prices held for the 4th year

ADMISSION: ADULTS - £7.00 OAPS - £6.00

- **Over 30 Layouts**
- **Many Trade Stands**
- **FREE Parking**
- **FREE Colour Programme**
- **Restaurant**
- **Demonstrations**
- **Disabled Access**
- **Signposted**

**CHILDREN
FREE WHEN
ACCOMPANIED
BY AN
ADULT**

EAST OF ENGLAND'S PREMIER MODEL RAILWAY SHOW

EXHIBITION SPONSORS

HORNBY
magazine

Tel: 01780 480404 Overseas: +44 (0)1780 480404
www.hornbymagazine.com email: subs@keypublishing.com

*Kytes Lights &
Model Enhancements*

Tel: 07973 197787
email: joekyte1@aol.com

MODEL
CHELTENHAM
CENTRE

Tel: 01242 523117 or 234644
sales@cheltenhammodelcentre.co.uk

From DC Kits
High Quality Sounds
from LEGOMANBIFFO

Tel: 0113 256 3415
email: charlie@dckits.co.uk



Fresh thinking...

New technology is breeding new ideas. **PAUL CHETTER** describes how Bachmann have updated the chassis of the venerable 'V3' 2-6-2T to equip it for potential DCC sound installation and puts it to the test.

A CHASSIS update was long due for Bachmann's 'V3' 2-6-2T and it's running characteristics were covered in HM110. It was one of Bachmann's very first new models in the early 1990s and until now previous versions had relied on the old and outdated split chassis design. That chassis had no facilities for installing even a standard motor decoder making it a difficult choice for those using DCC.

That Bachmann took the opportunity to equip the model not only for Digital Command Control (DCC) readiness, but to include features to simplify fitting of DCC sound is a welcome move. The inclusion of a Next18 decoder interface brings things right up to date.

To fit a non-sound DCC decoder could hardly be simpler. Remove one screw, separate body and chassis, remove blanking plug, install decoder, refit body to chassis and secure with screw. What is more surprising is that because of the preparation for its installation at the design stage, adding sound is equally straightforward. This is something that for several years we at *Hornby Magazine* have been lobbying manufacturers to provide.

In each case, the decoder must be of the Next18 interface. This will be new to many readers, but you will be seeing a lot more of it from now on with Bachmann firmly committed to replacing its 6-pin socket locomotives with upgrades to Next18 and DJ Models also revealing it will be using the socket type for its new Class 92 in 'N' (see Update).

What is a Next18 decoder? Essentially it's a non-wired connection which provides multiple Function Outputs and a standardised format guaranteed to fit into models having the Next18 interface. A predetermined space is provided for the decoder, as each Next18 decoder is designed to fit within a given footprint.

Bachmann branded non-sound Next18 decoders are supplied by Zimo, and are identical to the Zimo

MX618N18 which is a top link item. For this installation I chose the MX658N18 sound decoder as the basis for my conversion.

DESIGNED CLEVER

Introduction of the Next18 decoder socket goes further than just a different socket design. Making life considerably easier for the modeller, the chassis has solder pads on the printed circuit board (PCB) to which speaker wires can be connected and a dedicated route for the speaker wires through three separate built-in retaining guides. Provision has been made to fit a 12mm x 15mm x 9mm cube speaker at the front of the chassis ahead of the motor. These 8 ohms speakers are ideally matched to the MX658N18. Another feather in Bachmann's cap is the inclusion of comprehensive sound fitting instructions with clear diagrams, though you will find a couple of extra

tips in the step by step guide which follows.


And there is more. There are additional solder pads for front and rear light operation which tempted me to add working locomotive lamps. It's a pity that more pads for the decoder's other function outputs aren't provided but hopefully in later models this will be addressed as it would allow separate control of tail lamps, cab lighting and more.

To provide realistic lighting I used the working LNER locomotive lamps from the DCC Concepts range. These, painted white, claim to be 'ready to use'. They are really good scale replica lamps but in my experience they benefit from a little extra preparation before installation.

There can be a degree of 'light bleed' both




STEP BY STEP INSTALLING SOUND AND LIGHTS IN A BACHMANN 'V3' 2-6-2T



1 Remove this screw to allow the body to tilt forward, releasing the forward retaining lug and allowing the body to be removed from the chassis.

2 This shows the blanking plate fitted to the hidden Next18 socket on the PCB.



The latest generation LNER 'V3' 2-6-2T features a new chassis design with a Next18 decoder socket and provision for installing a Zimo sugar cube speaker. This internal design makes the sound fitting process straightforward.



through the body of the lamps and more particularly from the open base of each lamp. This is more obvious if you set your lamps to be very bright. To overcome this tendency, I always begin by plugging the base with a very small ball of mastic or Blu Tack.

Next, I give the lamp a coating of black paint,


avoiding the lamp 'lens'. When this has dried, I then coat with white. An imperfect finish allows the black to show through in parts giving some suggestion of wear and tear. The handles can be modelled in the upright or folded position, useful in this case as the space available for the rear lamp is restricted due to the rear handrail.

I used a 4.7K ohms series resistor in the positive connection of each lamp. This protects the LEDs from over-current and reduces the brilliance to more realistic levels. Final dimming adjustment can be made with CV60 on the decoder as

required. I used a cyano adhesive to fix the lamps and wiring in place, with a transition to normal insulated wires for connection to the appropriate (labelled) PCB solder pads.


I loaded the decoder with my own custom 'V3' sound project, and then plugged it into its socket prior to refitting the body to the chassis. The Next18 interface is an excellent step forward, but combined with the solder pads and designed-in speaker location it makes the new 'V3' chassis one of the most thoughtful internal designs that we have seen in recent times. It is highly encouraging and for the sound installer it is a brilliant move which makes the process all the more simple. 

STEP BY STEP INSTALLING SOUND AND LIGHTS IN A BACHMANN 'V3' 2-6-2T




3 The blue arrow points to one of the speaker wiring guides, whilst the yellow shows the guide for multiple wires below the cab floor.


4 The blue arrow highlights the forward speaker wiring guide. In the forward chassis high point, the channel for the wiring, opening up to allow wires to meet the cube speaker connectors, can be seen.




5 A closer view shows the Next18 connector on the left in this picture.



6 The compact size of the decoder is used to good effect by fitting it transversely.




The decoder was removed to solder the speaker wires (each wire should be 120mm long) to the PCB.



The speaker wires should pass under the screw fitted clamp and in the channels provided.

TIP

The clamp is very fiddly to replace if removed. Instead, loosen the screw a couple of turns then feed each wire through as shown. Re-tighten screw afterwards.




9 Just to be extra safe, insulate the metal areas near to the speaker's solder points. This will stop any potential for a short circuit occurring. Kapton tape has been used here.

10 Fix the speaker enclosure to the front of the chassis block and solder the speaker wires to it, ensuring all wires are correctly in place.


WHAT WE USED

Product	Supplier	Price
Zimo MX658N18 sound decoder	www.digitrains.co.uk	£90.00
Zimo 8mm x 12mm cube speaker	www.digitrains.co.uk	£9.00
DCC Concepts locomotive lamps	www.digitrains.co.uk	£30.00




11

From the side, the neatness of the installation can be observed. The body could be refitted to the chassis to conclude the sound fitting part of the conversion.



12




On the left can be seen a locomotive lamp with an open base. To prevent light bleed, plug the base similarly to the lamp on the right.

13




A coating of black paint helps to stop light passing through the plastic body of the lamps. Finish off with a coat of white - but not too white!

14




I used a 0.5mm drill bit in a pin vice to drill just below the upper lamp iron. Pass the rear lamp wires behind the handrail when installing the lamp.

15



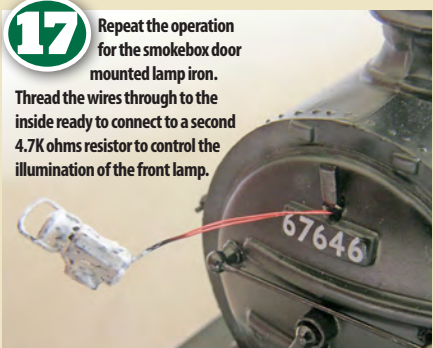
Then pass the wires through to the inside of the bunker and fix the lamp and wires in place with cyano type adhesive.

16




I joined the short wire to a yellow insulated wire, and the longer to blue via a 4.7K ohms series resistor.

17



Repeat the operation for the smokebox door mounted lamp iron. Thread the wires through to the inside ready to connect to a second 4.7K ohms resistor to control the illumination of the front lamp.

18




I fixed the wires in place with adhesive, checking that no fouling would occur on reassembly. This is particularly important near the rear driving wheels, but will be safe if passed through the mouldings as shown.

20

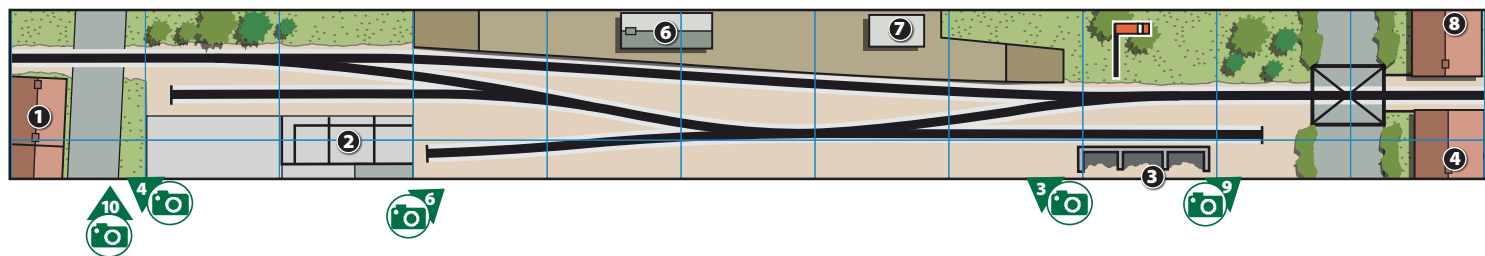
A touch of yellow tint tones the whiteness of the LED to something closer to the colour of oil lamps. The rear lamp receives the same treatment and will automatically illuminate if the locomotive runs bunker first when lamps are switched on.

19



One of the beauties of the new PCB design for the Next18 socket are the solder pads for lighting wires. Simply solder the correct wire to the correct pad (with the decoder and body removed). White connects to front LED negative, yellow connects to rear LED negative, blue to front LED positive and rear LED positive.





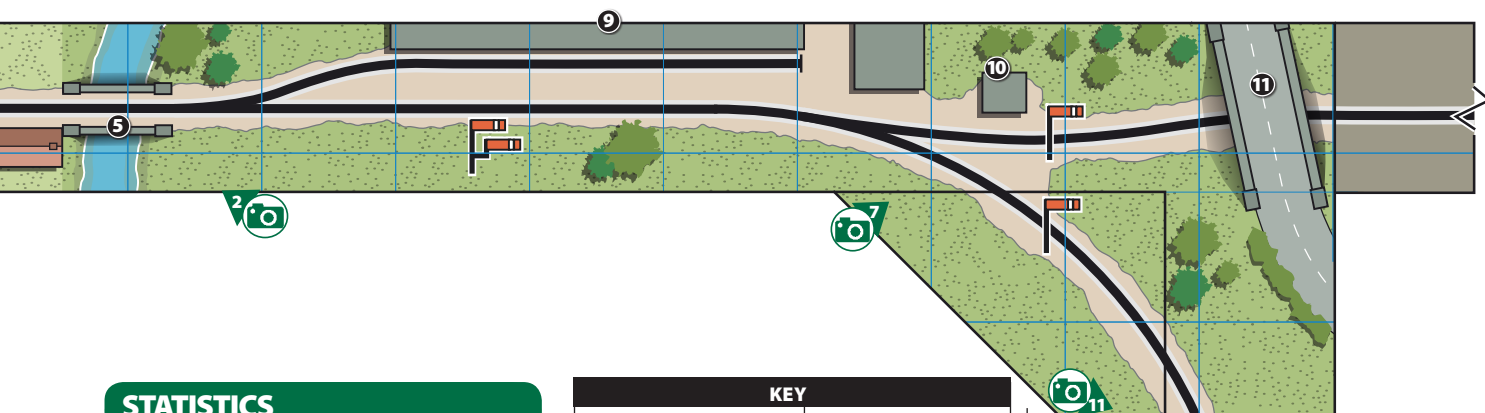
Asenby St Peter

An 'O' gauge exhibition layout set in East Anglia is the latest project for **PETER SIMMERSON**, who has captured the feel of the area with great effect.

PHOTOGRAPHY, MIKE BISSET.



 Conversations continue as 'F7' 2-4-2T 8305 eases across the crossing at Rainton D'Arcy.



STATISTICS

Owner:	Peter Simmerson
Scale:	'O'
Length:	28ft
Width:	12ft
Track:	Peco
Control:	Analogue
Period:	LNER 1930s, East Anglia

KEY	
① Rat and Ferret pub	⑩ Ground frame
② Cattle/loading dock	⑪ Road bridge
③ Coal yard	⑫ Coach body
④ Bridge cottage	⑬ Grange farm
⑤ Timber trestle bridge	⑭ Level crossing
⑥ Station	⑮ The Grange
⑦ Van body	⑯ Sector plate storage yard
⑧ Bridge farm	
⑨ East Anglia growers	

JUST WHEN YORKSHIREMAN Peter Simmerson was considering building a small layout on which to run his collection of locomotives, he discovered a book on the Tollesbury branch near Colchester in Essex.

He was immediately inspired by the photographs depicting the buildings and landscape. And so, that little branch line provided the inspiration to get started. That was back in 2010, and over the years the layout has evolved with a series of extensions, resulting in a much admired exhibition layout which can be set up in a variety of formats to meet individual show requirements. In its largest form it now occupies 28ft x 12ft, models two stations, a junction and a factory siding.

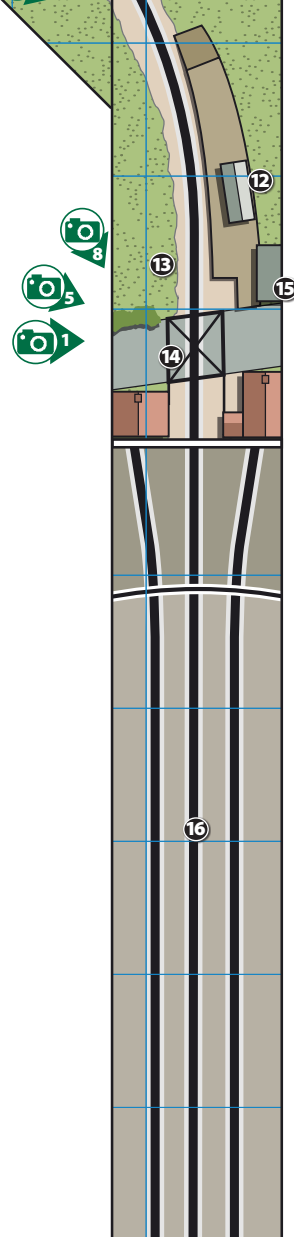
It is not just the size of the layout that has changed over time. The location has remained the same, but the original light railway concept has been replaced with a London and North Eastern Railway (LNER) theme. It is set in the 1930s and is operated with Great Eastern Railway locomotives and stock.

The layout depicts a picturesque section of the line from the terminus, Asenby St Peter, running past a farm and character cottages, over a stream and, after a junction, passing through the small rural halt of Rainton d'Arcy. The combination of locations means that every train has a journey and a purpose with the terminus handling traffic from both routes at the junction. It offers great entertainment for the operating crew and onlookers alike with a variety of movements being possible along the layout's length.

The baseboards have been built in the traditional method of plywood tops on softwood timber frames. The scenic boards are 5ft long but only 15in wide. They form a modular system which can be erected in a straight line of varying length or in a 'Y' formation. The trackwork is all Peco,

as are the turnouts except for one which is scratchbuilt. Operation of the points is by solenoids in the form of the solid and trusty H&M motors. The track is ballasted with 'N' gauge granite chips which Peter believes gives a more to scale appearance than the larger ballast. It is set in place with diluted PVA glue, as is now tradition for hundreds – if not thousands – of model railways.

Servos operate the signals which were »



constructed from Model Signal Engineering components, and locomotive control is by traditional analogue. There are no plans at present to embrace Digital Command Control.

BUILDING DESIGN

Peter's professional experience as an architect was invaluable when it came to designing and constructing the distinctive buildings which bring so much character to the layout. Some have been built solely with plasticard, but others have foamboard or corrugated cardboard as the core material, with an outer skin of plasticard. Peter has found that with corrugated cardboard, gluing two layers together with the corrugations set at right angles results in a building material which is not only strong but also light - a consideration when baseboards have to be lifted and carried.

To create the wall finish on many of the buildings, Peter has used a mix of household filler and PVA adhesive which when thoroughly dried out is painted with matt acrylics. One nice touch is where patches of roughcast have broken away, exposing the brickwork underneath.

For the buildings with a brick finish, Peter has used Slaters embossed plastic sheet. Wills embossed plastic has been used for the Pantile roofs. Although intended for 4mm:1ft scale, these tiles have a very acceptable appearance in the larger scale. The tiles for the plain tile roofs have been produced with strips of thin card from cereal packets.

The wooden clad station building at Asenby St Peter is plasticard with the wood planking created from cardboard strips, which have also been used on the other buildings which feature wood cladding. Embossed brick plastic sheet was the chosen material for the road overbridge, while the wooden bridge over the stream was built from stripwood from the local DIY store. The rough surface of the platforms at both stations was created with Greenscene textured paint and gives a pleasing rendition of a rough stone finish typical of rural railways.

Being in a country setting, Asenby St Peter has a considerable amount of greenery. The large trees were produced with wire armatures covered with Woodlands Scenics foliage, and Greenscene scatters create the colour in the attractive flower beds of the cottage garden next to the Rainton d'Arcy level crossing. Shrubbery was shaped with »



'J68' 7048 waits to depart the signal platform at Asenby St Peter.



The Rat and Ferret pub marks the end of the line for the Asenby St Peter branch.

io2 LNER 'J68' 0-6-0T 7048 crosses the timber trestle bridge on departure from Asenby St Peter.



io5 Detailed cameo scenes have been created around the railway.



io6 LNER poster boards adorn the timber clad station building as 'J69' 0-6-0T 7054 enters the station with a rake of six and four-wheel stock.



The 'J70' tram engine joins the main line at the junction with a pair of Wisbech and Upwell carriages.



The scratchbuilt Sentinel railcar crosses the road at Rainton D'Arcy.

rubberised horse hair. The chosen material for the embankments is hanging basket liner.

FINISHING TOUCHES

It is, of course, the finishing touches that make a layout stand apart and provide a convincing experience for the exhibition visitor. Asenby St Peter certainly has plenty to draw the eye including hens in the farmyard, swans in the stream, beautifully painted and carefully placed figures, and period farm machinery from Duncans Models. Outside the Rat and Ferret pub, beer kegs, a Corgi Bedford bus and an ABS Models Austin Seven create a convincing portrayal of tranquil rural life. To complete the picture, a subtle backscene has been hand painted by Peter, using acrylic paints applied to a very light blue background.

The locomotives and rolling stock are a mix of kit and scratchbuilt. The locomotives and tram engine are built from Connoisseur kits, the 'J68' 0-6-0T by fellow modeller Martin Smith. David Lloyd was responsible for the scratchbuilding of the delightful Sentinel steam railcar. Other locomotives on the roster include a pair of 'J15' 0-6-0s – no East Anglian layout would be complete without at least one of these goods engines – an 'F5' and 'F7' 2-4-2T and a 'J69' 0-6-0T amongst others. Coaching stock and the grounded coach body on the Rainton d'Arcy platform are kitbuilt, a couple of brake vans have been scratchbuilt in plasticard to further vary the goods fleet.

Asenby St Peter, in its various formations has attracted much good comment at several major exhibitions, including Guildex at Telford, York and Wakefield and Peter is extremely appreciative of the help and support of his regular operating crew. Asenby St Peter was photographed during its visit to the 2015 exhibition organised by the Glasgow group of the O Gauge Guild.

It is not only with his own layout that Peter can entertain the public through model railways. He is one of the team responsible for the running and looking after of the resident model railway at the National Trust's Ormesby Hall near Middlesbrough.

Asenby St Peter continues to be a popular exhibit on the show circuit and it will continue to be so for many years to come. [View more](#)





Worsdell 'J15' 0-6-0 7846 makes its final approach to the terminus, squeezing between the rural buildings.



A Bedford OB arrives outside the station with a new group of passengers.



With new Gresley non-corridor stock behind 'F7' 2-4-2T 8305 draws to a halt at Rainton D'Arcy.

Shop online: www.metcalfemodels.com



ORDER BY PHONE: 01729 830072

ORDER BY MAIL: Metcalfe Models, Bell Busk, Skipton, N.Yorks, BD23 4DU

POSTAGE: Orders up to £19.99: £2.50
Orders £20 and over: £4.50

Visiting Skipton? Visit
Craven Model Centre,
Mount Pleasant, BD23 1JZ.



PO232

*A country station scene
in three kits...*

The country station is based
on designs by the Cheshire
Lines Railway and the
Manchester, Sheffield and
Lincolnshire Railway
Companies.

**Railway Buildings
00/HO Scale**

PO232 00/HO Goods Shed - £13.99

PO233 00/HO Signal Box - £9.00

PO237 00/HO Country Station - £13.75

N Scale

PN112 N Goods Shed - £7.25

PN133 N Signal Box Set - £9.00




PO233

**00/HO Country Station
PO237 - £13.75**



Includes main station building
and opposite platform shelter

OUT NOW IN N SCALE
N Scale Stable Block
PN822 - £5.75



Pictured 00/HO Stable Block
PO256 - £7.99

Mini & Midi Kits

00/HO Scale

PO256 00/HO Stable Block - £7.99

PO410 00/HO Wooden Pavilion - £6.50

PO502 00/HO Platform Benches - £5.75

PO503 00/HO Park Benches - £5.50

PO510 00/HO Picnic Tables - £5.50

PO511 00/HO Showjumps - £5.50

PO517 00/HO Platform Kiosk - £5.75

PO522 00/HO Stone Fountain - £5.75

N Scale

PN817 N Platform Kiosk - £5.50

PN821 N Wooden Pavilion - £5.50

PN822 N Stable Block - £5.75

PN823 N Fountain Set - £5.75

See and buy the full range
of Metcalfe kits at
www.metcalfemodels.com



PO517

Kiosk available in N Scale (PN817)



PO410

Pavilion also available in N Scale (PN821)

NEW RELEASE
N Scale Fountain set - PN823 £5.75



00/HO Stone Fountain kit comes with one
hexagonal fountain and three spouts (PO522)



PO510



PO503



PO511



PO502

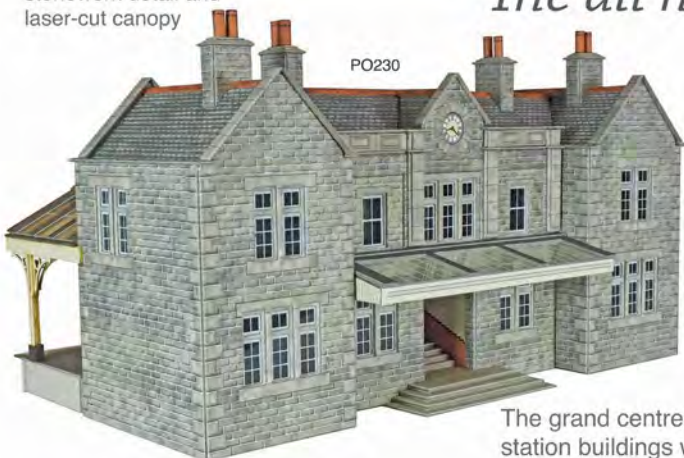


METCALFE

Card Construction Kits

Includes improved stonework detail and laser-cut canopy

The all new 00 Mainline Station Range...



PO230

NEW RELEASE 00 Booking Hall PO320 - £22.99

Designed to stand alongside Wall-Backed Canopy and Platform Canopy kits




PO230 platform side

NEW RELEASE 00 Wall-Backed Canopy PO341 - £15.99

The grand centrepiece and first in a new range of redesigned station buildings with more to follow. New features include finely detailed laser-cut platform canopy and fine die-cut recessed windows.

PLEASE NOTE: Our 'All New Mainline Station' range does NOT match with our older versions PO230, 231 & 234. More add-on kits to go with the new range due out soon.



PO230 and PO341 stood together creates an impressive station scene

A modular kit that comes with a section of platform and back wall. It is very easy to add on extra kits to make impressive and realistic structures. It is designed to the same style as our free-standing Platform Canopy Kit (below) and fits alongside the new 00 Booking Hall (right). All match the Stone Platform Kit (below)

Laser-Cut Mini Kits that finish off your Mainline Station Scene...

PO517



PO502



PO501


00 Stone Platform PO235 - £11.99

A truly versatile platform system that can be made to any shape. Straight, curved, islands or bays. One kit contains enough to build 7ft in length max.

00 Mainline Station Buildings 00/HO Scale


- PO320 00/HO Booking Hall - £22.99
- PO341 00/HO Wall-Backed Canopy - £15.99
- PO340 00/HO Platform Canopy - £14.99
- PO235 00/HO Stone Platform - £11.99
- PO517 00/HO Kiosk - £5.75
- PO501 00/HO GWR Benches - £5.75
- PO502 00/HO Platform Benches - £5.75

00 Platform Canopy PO340 - £14.99



Sleeper TRAINS

*Although rarely modelled, 'sleeper' trains have been part of the railway scene for almost two centuries, and with new vehicles now under construction for Anglo-Scottish services they have a bright future ahead of them, as **EVAN GREEN-HUGHES** describes.*



Right: First Great Western's 57602 leaves Hayle with the 11.45pm Paddington-Penzance 'Night Riviera Sleeper' on June 23 2012. John Chalcraft/Railphotoprints.co.uk.

Below: Imagine waking to the sound of a Stanier 'Duchess' on Beattock bank being banked by a Fairburn tank! In July 1958 'Duchess' 46256 Sir William Stanier, F.R.S. climbs Beattock near Greskine with a Euston to Glasgow sleeping car train. W.J. Verden Anderson/Rail Archive Stephenson.



WHEN, in April 2018, the first of 75 new 'sleeper' coaches for services between London and Scotland come on stream they will bring a whole new definition to the concept of luxurious train travel.

Spanish manufacturer CAF is building coaches that will have First Class bedrooms with en-suite facilities as well as brasserie-style bar and eating facilities. For those travelling on a budget there will be pod flat beds, cradle seats or the alternative of a Standard Class compartment. Specialist designers have been hired to produce the ultimate in sleeping experiences with the project rolling out at a cost of £172m. The new trains will be hauled by Class 92 electric locomotives while 'under the wires' and rebuilt Class 73/9 electro-diesels when travelling beyond Glasgow or Edinburgh.

It wasn't long ago that the prospects for UK sleeper trains weren't quite so bright. Back in 2005, the London Paddington-Penzance 'Night Riviera' was under real threat of closure. Concerted lobbying by politicians and a 7,000 strong campaign (led by *Hornby Magazine* sub-editor Andrew Roden) ensured its survival. In Scotland, the Fort William 'sleeper' was threatened in the 1990s, but again people power saved the train.

Now, with new coaches promised in Scotland and a massive revamp of the 'Night Riviera' for the Great Western Main Line in prospect, the pendulum has swung firmly in favour of retaining a truly unique experience that provides a lifeline service to the communities it serves.

There is something very special about closing the bedroom curtains in London and open them again to reveal the wide expanses of Rannoch Moor or the holiday beaches of Devon or Cornwall. Arriving at your destination early in the morning fully relaxed and without any of the stresses of a long road journey or air travel is an experience not to be missed.

The world's first sleeping car was designed by Philip Berlin, manager of the Cumberland Valley Railroad, a line that is now part of the Penn Central. It operated between Harrisburg and Chambersburg with the first journey taking place in 1837. Sleeping accommodation was achieved by converting some of the seats and there was little or no privacy. The following year similar cars appeared

on the Philadelphia and Baltimore.

1838 was the first year that sleeping accommodation was offered to British railway companies, but this only took the form of a hammock-like structure and it is not known whether anyone actually took up the idea. The first purpose-built sleeping cars came along in 1857 and were made for the Great Western Railway of Canada. These had a significant influence on what was to happen in the UK for the basic design was later taken up by the Pullman car company in 1859.

AWAKENING TO 'SLEEPERS'

Britain was, in fact, a bit slow off the mark when it came to the provision of sleeping car trains. Distances were shorter in this country than in the USA and the country's railway system was split up into many small companies, some of which had difficulty in working with each other.

For some though, allies combined their operating powers. The North British Railway took advantage of the co-operation shown with its East Coast partners by introducing a First Class sleeping car service on the Glasgow-Edinburgh-London route on April 2 1873. This ran alternate nights each way using the tracks of the North Eastern and the Great Northern Railways to reach its destination. A supplement of 10/- (50p) per person was payable. The Great Northern itself built its own coaches in July the same year and this allowed the service to go daily, an activity that was quickly noted by the rival London & North Western/Caledonian partnership which operated the West coast route and which introduced its own train very speedily and had it in operation by October the same year.

While the coaches offered on the Anglo-Scottish route were quite primitive, the same cannot be said for those introduced by the English Great Western Railway (GWR) in December 1877. These were forerunners of the modern sleeping car, having six double-berth compartments, three lavatories and an attendant's pantry per coach. As was the custom at the time passengers were expected to provide their own bedding. These opened up for the first time the long distance routes to Cornwall and Devon to those who wanted to travel overnight but without enduring the rigours of trying to sleep while sitting upright. Again the facility was limited to those with the means to pay a First Class fare.

The Midland Railway had meanwhile ➤





The Anglo Scottish 'sleeper' services regularly brought Haymarket Class 40s to London. On an August morning in 1974, 40065 climbs away from Gasworks tunnel with empty Mk 1 sleeping cars for servicing. Railphotoprints.co.uk

introduced its own sleeping cars, inaugurating a service between St Pancras and Bradford in 1875 and to Liverpool in 1876. The coaches used were of American Pullman origin and had been assembled at Derby works from a kit of parts supplied from the USA. This remarkable arrangement was as a result of a visit to America by the company's General Manager, James Allport, during which he was impressed with the quality and comfort of their rolling stock. Similar Pullman 'sleepers' were used on the Settle-Carlisle route when that was completed, giving a third 'sleeper' service into Scotland.

STEADY DEVELOPMENT

From this date on developments in sleeping car design progressed at a steady pace and a huge network of services developed covering most parts of the country. 'Sleeper' trains ran to destinations such as Stranraer, Barrow, Bristol, Newcastle, Liverpool and Manchester with many criss-crossing the country and missing out London altogether. They were particularly popular with businessmen in the days

before aviation allowed rapid transit across long distances who otherwise would have lost a complete day to travel.

During the 1920s the Great Northern Railway, later superseded by the London and North Eastern Railway, led the way in sleeping car design. The company installed the first electric water heaters in 1927 and in 1930 clocked up another first when a compartment was stripped out and a shower installed in its place. Coaches had luxurious cabins that had inter-connecting doors between one cabin and another, and the best of facilities were provided in these handsome teak-panelled vehicles. Sleeping cars, though, continued to be available only to First Class passengers and an attempt in 1924 to modify six Third Class coaches into Third Class sleepers failed to gain approval. However in May 1928 16 new Third Class sleeping carriages were authorised for use on the East Coast route. These had four bunks per compartment and could be converted for day use as required by stowing away the bunks. Similar coaches were introduced by the London Midland & Scottish Railway (LMS) and the GWR in the same year.


'Sleeper' travel grew in popularity amongst all the social classes between the wars and was big business for all the companies concerned but as with other forms of social travel was badly affected by the Second World War when many sleeping cars were taken out of service and stored for the duration.

Following nationalisation and the introduction of the Mk 1 coach, attention turned to producing a standard sleeping car which could be used on all regions of the new British Railways. The first of these did not appear until 1957 partly because between 1948 and 1952 BR had built 50 coaches to LMS designs, 21 of the LNER type and a further four to the Great Western pattern. The Mk 1 did not push any boundaries and was in many ways similar to what had gone before, except that it was housed in a strong steel shell. Third Class passengers were, however, accommodated in compartments housing only two people, while First Class travellers had a cabin each. Washbasins with hot and cold water were provided in each compartment but there was still a trek to the end of the coach when a toilet was required.

During the 1950s and the 1960s the 380 examples of this design dominated 'sleeper' services and in time became the only type of coach used. By the early 1970s traffic was still buoyant and 12 sleeping car trains would leave Euston alone each night while King's Cross would dispatch six and Paddington two. There were also some interesting workings within Scotland between Inverness and Glasgow/Edinburgh as well as cross-country services from Bristol to Scotland.

Unfortunately from the late-1970s onwards 'sleeper' services went into a deep decline. One of the reasons for this was the increasing speeds of trains. It just wasn't necessary to spend all night travelling to Liverpool when average journey times were down to less than

Pickergill '3P' 4-4-0 54466 pilots a Stanier 'Black Five' 4-6-0 on the climb from Aviemore to Slochd summit with a Euston-Inverness sleeping car train in October 1956. Note the former Caledonian Railway Pullman car, purchased by the LMS and used as a restaurant car. WJ.VerdenAnderson/RailArchiveStephenson.



three hours. An increasing use of aviation by the business community also took away some of the traffic while those using 'sleepers' for leisure noted that the trains provided outdated accommodation not in keeping with the requirements of the modern market. There was by then a general notion that the Mk 1s were outdated and would one day have to be replaced.

THE NEW GENERATION

In 1979 British Rail ordered 236 new sleeping coaches, based on the then current Mk 3 design. This order was later cut back to 207 due to additional fire prevention measures specified as a result of a fatal fire on a Mk 1 sleeping car train at Taunton the previous July. However, as with many things that BR had done, the number ordered was far greater than actually required, due to the contraction both in the number of services being operated and in the number of people using them. Within ten years some had been leased off to Danish State Railways while others were sold, usually on accommodation bogies, to preservation societies where they found use as volunteer accommodation.

There were plans to introduce sleeping car services through the Channel Tunnel and a new generation of coaches called Nightstar was built. Competition from budget airlines and Europe's expanding high-speed rail network saw the idea still born and the completed vehicles were sold off to Canada, where they operate today.

Against a background of a contracting network there were plans to kill off sleeping car services altogether, particularly on the Great Western route where the Save Our Sleeper campaign was fought and



Class 25 25084 chatters away from Ardlui with the Euston-Fort William 'sleeper' early on the morning of May 27 1978. John Chalcraft/Railphotoprints.co.uk.

won in 2005. Privatisation saw no place for these allegedly heavily-subsidised and uneconomical services but happily now we are in a situation where the two core routes, to Scotland and to the West, are both secure for many years to come. In fact, the investment being made by Caledonian Sleeper and Great Western Railway suggests strongly that we will be able to travel overnight and in comfort for the foreseeable future.

Sleeping car trains were once some of the longest and heaviest to operate on the network (the Caledonian Sleeper from London Euston remains the longest domestic passenger train in the country). They contained not only sleeping accommodation but varying numbers of ordinary coaches and vans depending on which route they were being operated. Pre-nationalisation vehicles could be seen up until the 1970s and motive power employed varied from the mundane to the prestigious.

Running mainly in the hours of darkness, these workings were less frequently photographed than were others and it is perhaps for this reason that we do not see many sleeping car trains modelled today. Then again, in summer it is perfectly possible, if you're in the Scottish Highlands or Cornwall to see them in daylight. They may not be the easiest trains to model in terms of vehicles, but they were and remain a significant and distinctive aspect of railway operations that offers distinct variety to any layout. [Hera](http://www.railmagazine.co.uk)

DB Schenker Class 67s 67009 and 67010 run downgrade from Moy at Castleton with the 9.15pm Euston-Inverness 'Caledonian Sleeper' service on September 10 2015. At Edinburgh this portion will be joined by those from Aberdeen and Fort William for the journey to London. John Chalcraft/Railphotoprints.co.uk.



STAFF PROJECTS

DOUBLING UP

Since the launch of our 'O' gauge project layout in HM109, progress has been slow, but a flurry of activity has seen it move forward another couple of steps. **MIKE WILD** catches up on its development.



The reliable and simple to install DCC Concepts Cobalt IP digital motors are already proving their value in 'O' gauge too. Three now control the points through the junction.

Taking the hassle out of frog switching for the double slip is this Tam Valley Depot Dual Frog Juicer. It is a plug and play device which, for around £25, makes life very simple when it comes to frog polarity.



The *Hornby Magazine* team is always busy behind the scenes. This is what they've been up to.



MIKE WILD

Projects in three scales are keeping *Hornby Magazine's* Editor busy at present, especially with one due to make its debut at the Great Electric Train Show in October.



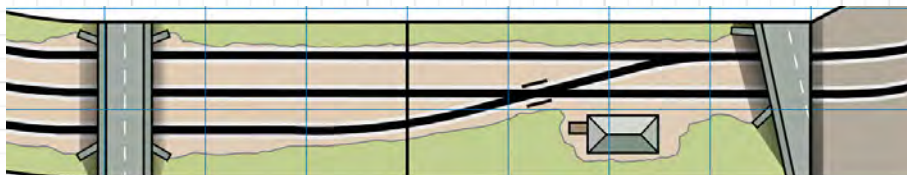
MARK CHIVERS

Weathering projects have been top of the list for Mark of late – at least when he isn't being roped into project in the *Hornby Magazine* workshop.

TIME HAS MOVED QUICKLY of late, and since we started construction of the new 'O' gauge test track in May other projects have taken priority. There was the second of our 24hr challenge layouts for HM110 and since then we've been developing this year's Yearbook project layout too.

Happily, during August a time slot came up for work on the 'O' gauge layout. It had reached the stage of having a complete single circuit, although requiring final wiring, and part of the second circuit had been laid too. During July, an evening provided the opportunity to lay the remaining underlay for the outer circuit, but until the latest work session, the layout and materials had been waiting for attention.

As is often the way there was inspiration for the project – the arrival of the new Heljan/Tower Models limited edition Class 25. It gave us the impetus to make space to lay the remaining five yards of track to complete



Initial progress is focused on the junction area of the 'O' gauge project. With the double track circuits now complete the next step is to build the rest of the goods loop.

the outer circuit – a project which was dealt with within an hour. However, completing the outer circuit meant moving further into the electrical side of the layout as it features a double slip at the junction for the outer goods loop (see diagram) which would require frog switching for correct operation.

To power the double slip, a Tam Valley Depot Dual Frog Juicer has been installed – basically a short circuit detector which corrects the polarity at the 'V' of the point when a train passes over. It is a clever piece of kit, much like

the Hex Frog Juicers we installed on Twelve Trees Junction and Barrenthorpe, and is very simple to install. Connect power from the main track bus, connect the frogs to the terminals and switch the layout on. It's that simple.

We also moved things on by installing DCC Concepts Cobalt IP digital point motors at all three points on the junction side so that everything is now controlled from a digital handset. So that we don't get confused with the point addresses all those on the 'O' gauge layout will be numbered between 70-79 (7 for 7mm scale). We also corrected each point's orientation so that when 1 is pressed on the Gaugemaster Prodigy handset the points always set back to the main line making operation simpler too.

The wiring connections for this first baseboard are now fully complete and we have installed separate power buses for each of the two main lines – there is a third for point control. This means that a simple unplugging of Digital Command Control power allows an analogue controller to be connected to the inner main line for testing too which is taken care of by a Helmsmann system.

Already the 'O' gauge layout is proving its value and each time we add a new feature to it, its purpose expands. It hasn't all been about testing though, as a goods train is building up slowly now with the addition of kit built wagons in the shape of a Parkside Dundas Southern Railway and Slater's BR 12ton vent van. There's a Shoc Open waiting to be built too, but that might have to wait for another day as we go back to the workshop to concentrate on the Yearbook build. When there is more to show we'll bring you up to speed with the 'O' gauge project – and don't forget to keep an eye on our new Blogs on www.hornbymagazine.com where you will find more project updates and behind the scenes features. www.hornbymagazine.com

Progress on the 'O' gauge layout has seen the outer circuit completed meaning that two trains can now be operated simultaneously on the railway. A 'Warship' and 'Western' pass at the crossing – the tunnel mouth provides a temporary suggestion of a scenic break.



Underneath is taking shape too – this one of the Power Bus terminal strips which allows additional track feeds to be connected simply and quickly.

STATISTICS

Title:	'O' gauge test track
Scale:	'O' gauge, 7mm scale
Length:	16ft
Width:	10ft (12ft max for depot area)
Track:	Peco code 124 bullhead
Control:	Analogue and digital
Period:	Anything goes



Construction of the 'O' gauge test track is supported by DCC Concepts.

SHOW GUIDE

Welcome to the *Hornby Magazine* Show Guide – your guide to the exhibitions that are taking place throughout the country every weekend. This listing is a guide to events planned by model railway clubs and societies, and is updated each issue. Entries marked in blue are new shows to the listing. We recommend checking the society website or using the contact details provided to check a show or event is on before travelling. All information is provided in good faith, and *Hornby Magazine* cannot be held responsible for any changes that may take place following publication.

SEPTEMBER

10 BISHOPS STORTFORD MODEL RAILWAY EXHIBITION

Hosts: Bishops Stortford Railway Society
Location: Birchwood High School, Parsonage Lane, Bishops Stortford CM23 5BD
Times: 10.30am-4.30pm
Prices: Adults £5, children £2, family £10
Website: bsrs.webplus.net
Contact: 07736 308696
Features: 30 layouts, trade support, live steam, refreshments, parking and disabled access.

10 BURY ST EDMUNDS MODEL RAILWAY EXHIBITION

Hosts: Bury St Edmunds Model Railway Club
Location: Risby Village Hall, Risby, Bury St Edmunds IP28 6RT
Times: 10am-4pm
Prices: Adults £5, concessions £4, accompanied children free
Website: www.burystedmundsmrc.com
Contact: 01284 811180
Features: Layouts, trade support, refreshments, parking and disabled access.

10 HEYWOOD MODEL RAILWAY GROUP OPEN DAY

Hosts: Heywood Model Railway Group
Location: Club Rooms, Unit 3, Park Works, River Street, Heywood, Lancashire OL10 4AB
Times: 10am-4pm
Prices: Free (donations welcome)
Website: www.hmrg.co.uk
Features: Club layouts, refreshments and parking.

10 ROMILEY MODEL RAILWAY EXHIBITION

Hosts: Romiley Methodist Railway Modellers
Location: Romiley Methodist Church and Schoolroom, Hill Street, Romiley, Stockport SK6 3AA
Times: 10.30am-4.30pm
Prices: By donation. Proceeds to Action for Children
Website: www.urwick.co.uk
Contact: 0161 406 7572
Features: 14 layouts, trade support, refreshments and disabled access.

10/11 BLAENAVON MODEL RAILWAY CLUB OPEN WEEKEND

Hosts: Blaenavon Model Railway Club
Location: Pontypool and Blaenavon Railway, Furnace Sidings, Blaenavon NP4 9SF
Times: Sat 11am-5pm, Sun 11am-5pm
Prices: Adults £3, concessions £2
Contact: peter.drummond1@btinternet.com
Features: Ten layouts. Free admission for holders of valid steam railway tickets.

10/11 DERWENT RAILWAY SOCIETY OPEN WEEKEND

Hosts: Derwent Railway Society
Location: Phoenix Court, Cragg Road, Cleator Moor, Cumbria CA25 5BD
Times: Sat 10am-4pm, Sun 10am-4pm
Prices: Free
Website: www.trainweb.org/drs
Features: Seven layouts.

10/11 FAVERSHAM MODEL RAILWAY EXHIBITION

Hosts: Faversham Model Railway Club
Location: Abbey School, London Road, Faversham, Kent ME13 8RZ
Times: Sat 10am-4.30pm, Sun 10am-4pm
Prices: Adults £5, children £3
Website: www.favershammrc.org.uk
Contact: 07931 589001
Features: 19 layouts, trade support, societies, refreshments, parking and disabled access.

10/11 INTERNATIONAL 'N' GAUGE SHOW

Hosts: Meridienne Exhibitions
Location: Warwickshire Exhibition Centre, The Fosse, Fosse Way, Leamington Spa CV31 1XN
Times: Sat 10am-5pm, Sun 10am-4pm
Prices: Adults £10 (£9), concessions £9 (£8), children £5 (£4), family (1+3) £15 (£13), family (2+3) £25 (£22) – advance ticket prices in brackets
Website: www.ngaugeshow.co.uk
Features: 30+ layouts, trade support, societies, displays, refreshments and parking.

10/11 RAILWAY ENTHUSIASTS' CLUB MODEL RAILWAY EXHIBITION

Hosts: Railway Enthusiasts' Club
Location: Woking Leisure Centre, Woking Park, Kingfield Road, Woking, Surrey GU22 9BA
Times: Sat 10.30am-5.30pm, Sun 10am-5pm
Prices: Adults £8, children £3 (one child free per paying adult)
Website: www.rec-farnborough.org.uk
Contact: 01252 542574
Features: Layouts, trade support, demonstrations, societies, refreshments, parking and disabled access.

10/11 SWINDON RAILWAY FESTIVAL

Hosts: STEAM – Museum of the Great Western Railway
Location: STEAM, Firefly Avenue, Swindon, Wiltshire SN2 2EY
Times: Sat 10am-5pm, Sun 10am-5pm
Prices: Adults £12, concessions £9, children £8, family (2+1) £28, family (2+2) £32
Website: www.steam-museum.org.uk
Features: Layouts, trade support, demonstrations, societies, refreshments and disabled access.

11 WESTON-SUPER-MARE LATE SUMMER MODEL RAILWAY SHOW

Hosts: Keith Price
Location: The Campus, Highlands Lane, Locking Castle, Weston-super-Mare BS24 7DX
Times: 10am-4.30pm
Prices: Adults £6.50, concessions £6, children £2, family £15
Website: www.westonsupermaretrainshow.com
Contact: 01934 425075
Features: 25 layouts, trade support, demonstrations, refreshments, parking and disabled access.

14 PRESTON AND DISTRICT MODEL RAILWAY SOCIETY OPEN EVENING

Hosts: Preston and District Model Railway Society
Location: Unit 12, Aqueduct Mill, Aqueduct Street, Preston, Lancashire
Times: 7.30pm-10pm
Prices: Free
Contact: 07776 438933
Features: Club layouts and meet club members.

17 BASINGSTOKE MODEL RAILWAY SOCIETY OPEN DAY

Hosts: Basingstoke and North Hampshire Model Railway Society
Location: The Scout Huts, Stratton Park, Pack Lane, Basingstoke RG22 5HN
Times: 10am-4pm
Prices: Free
Website: www.basingstokemrs.org
Contact: 07554 010054
Features: Club and members' layouts plus trade support.

17 CULM VALLEY MODEL RAILWAY EXHIBITION

Hosts: Culm Valley Model Railway Club
Location: Willand Village Hall, Cullompton, Devon EX15 2PL
Times: 10am-4.30pm
Prices: Adults £4, children £1.50
Website: www.cvmrc.co.uk
Contact: 01884 840369
Features: 16 layouts, trade support, refreshments, parking and disabled access.

17 LICHFIELD MODEL RAILWAY EXHIBITION

Hosts: Trent Valley Model Railway Society
Location: The Life Church, Netherstowe, Lichfield WS13 6TS
Times: 10am-4.30pm
Prices: Adults £4, concessions £3, children £3, family (2+2) £11
Website: www.tvrms.org.uk
Contact: 01827 523558
Features: 14 layouts, trade support, refreshments, parking and disabled access.

17 MID ESSEX MODEL RAILWAY EXHIBITION

Hosts: Mid Essex Model Railway Club
Location: Shenfield High School, Shenfield, Essex CM15 8PX
Times: 10am-5pm
Prices: Adults £5, children £3
Website: www.midessexmrc.org
Features: 22 layouts, trade support, parking and disabled access. Free classic bus link between venue and Shenfield railway station.

17 WADEBRIDGE MODEL RAILWAY SHOW

Hosts: Wadebridge 34007 Society
Location: Wadebridge School, Gonvenna Hill, Wadebridge, Cornwall PL27 6BU
Times: 10am-5pm
Prices: Adults £3.50, concessions £3, children £2, family £10
Contact: vfgnsu@yahoo.co.uk
Features: Layouts, trade support, displays, refreshments, parking and disabled access.

17/18 AYR MODEL RAILWAY EXHIBITION

Hosts: Ayr Model Railway Group
Location: Citadel Leisure Centre, South Harbour Street, Ayr KA7 1JB
Times: Sat 10am-5pm, Sun 10am-4pm
Prices: Adults £5, children £3, family (2+2) £12
Website: www.ayrmrg.co.uk
Contact: 01292 520495
Features: Layouts, trade support, demonstrations, societies, refreshments, parking and disabled access.

17/18 BLACKPOOL AND NORTH FYLDE MODEL RAILWAY CLUB SHOW

Hosts: Blackpool and North Fylde Model Railway Club
Location: Cardinal Allen High School, Melbourne Avenue, Fleetwood, Lancashire FY7 8AY
Times: Sat 10am-5pm, Sun 10am-4pm
Prices: Adults £5.50, concessions £5, unaccompanied children £2.50, accompanied children free
Website: www.blackpoolandnorthfyldemrc.co.uk
Features: 20 layouts, trade support, refreshments, parking and disabled access.

17/18 COVENTRY MODEL RAILWAY CLUB OPEN WEEKEND

Hosts: Coventry Model Railway Club
Location: Coventry Canal Basin, Leicester Row, Coventry CV1 4LH
Times: Sat 10am-5pm, Sun 10am-4pm
Prices: Adults £2, accompanied children under 13 free
Contact: 07411 438626
Features: Four layouts, demonstrations and refreshments.

17/18 DARTFORD MODEL RAILWAY EXHIBITION

Hosts: Erith Model Railway Society
Location: The Leigh Academy, Green Street Green Road, Dartford, Kent DA1 1QE
Times: Sat 10am-5pm, Sun 10am-4pm
Prices: Adults £5, concessions £4.50, children £2.50, family £13.50
Contact: 07736 560956
Features: 20 layouts, trade support, demonstrations, refreshments, parking and disabled access.

17/18 EXPO EM NORTH

Hosts: EM Gauge Society
Location: George H Carnell Leisure Centre, Kingsway Park, Davyhulme, Manchester M41 7FJ
Times: Sat 10.30am-5.30pm, Sun 10am-4.30pm

Prices: Members £7, non-members TBC
Website: www.emgs.org
Features: 13 layouts, trade support, demonstrations, displays, refreshments and parking. Free vintage bus operating between venue and Urmoston railway station.

17/18 REDDITCH MODEL RAILWAY EXHIBITION

Hosts: Redditch Model Railway Club
Location: Trinity High School, Grove Street, Redditch B98 8HB
Times: Sat 10am-5pm, Sun 10am-4.30pm
Prices: Adults £5, concessions £4.50, children £3, family (2+2) £14
Website: www.redditch-mrc.com
Features: Layouts, trade support, refreshments, parking and disabled access.

18 CHICHESTER STEAM ON SUNDAY OPEN AFTERNOON

Hosts: Chichester and District Society of Model Engineers
Location: Blackberry Lane, off Bognor Road, Chichester, West Sussex PO19 7FS
Times: 2pm-5pm
Prices: Admission to site FREE, train tickets £1 each
Website: www.cdsme.co.uk
Contact: 07954 051594
Features: Train rides, model railway layout and refreshments.

18 G SCALE SOCIETY AUTUMN INDOOR MEET

Hosts: G Scale Society Kent Group
Location: Pratts Bottom Village Hall, Norsted Lane, Rushmore Hill, Pratts Bottom, Orpington, Kent BR6 7PQ
Times: 11am-4pm
Prices: Adults £2.50, children £1
Website: www.gscalekent.co.uk
Features: Large scale layouts, trade support, DCC demos, refreshments, parking and disabled access.

18 HAYWARDS HEATH MODEL RAILWAY EXHIBITION

Hosts: HH175
Location: Dolphin Leisure Centre, Pasture Hill Road, Haywards Heath, West Sussex RH16 1LY
Times: 10am-5pm
Prices: Adults £5, children under 14 free
Website: www.HH175th.co.uk
Features: 19 layouts, trade support, displays, societies, refreshments and disabled access. Event commemorating 175th anniversary of Haywards Heath railway station. Special DEMU shuttle also running between Haywards Heath and Ardingly.

18 ONE MODEL RAILWAY CLUB EXHIBITION

Hosts: One Model Railway Club
Location: Needham Market Community Centre, School Street, Needham Market, Ipswich, Suffolk IP6 8BB
Times: 10.30am-4pm
Prices: Adults £4, concessions £3.50, children £3.50, family (2+2) £10
Website: www.onemrc.org.uk
Features: 12 layouts, trade support, DCC demonstration, refreshments, parking and disabled access.

24 CLEVELAND MODEL RAILWAY CLUB AUTUMN OPEN DAY

Hosts: Cleveland Model Railway Club
Location: Unit 2, The B-Hive, Skelton Industrial Estate, Skelton, Cleveland TS12 2LQ
Times: 10am-4pm
Prices: Adults £1, children 50p
Website: www.cmrc.club
Contact: 07864 880242
Features: Eight layouts, displays, demonstrations and club sales.

24 ENFIELD WHITEWEBBS RAILWAY MODELLERS EXHIBITION

Hosts: Enfield Whitewebbs Railway Modellers
Location: Whitewebbs Museum of Transport, Whitewebbs Road, Enfield, Middlesex EN2 9HW
Times: 10.30am-5pm
Prices: Adults £5, children 11+ £3, family (2+2) £13
Contact: 020 8508 1938
Features: 15 layouts, trade support, demonstrations, refreshments, parking and disabled access.

24 IPSWICH RAILWAY MODELLERS ASSOCIATION OPEN DAY

Hosts: Ipswich Railway Modellers Association
Location: 40a Norfolk Road, Ipswich, Suffolk IP1 6AR
Times: 10am-1pm
Prices: Free
Website: www.irma.org.uk
Contact: 01473 251017
Features: Layouts, club stall and refreshments.

24 PLYMSTOCK MODEL RAILWAY SHOW

Hosts: Plymouth 'G' Scale Group
Location: Plymstock Community Centre, Memory Lane, Plymstock, Devon
Times: 10.30am-4pm
Prices: Adults £2.50, concessions £2, children £1
Contact: 01752 361687
Features: 'G' scale layouts, refreshments, parking and disabled access.

24 WEST WILTSHIRE MODEL RAILWAY CIRCLE EXHIBITION AND OPEN DAY

Hosts: West Wiltshire Model Railway Circle
Location: Steeple Ashton Village Hall, Church Street, Steeple Ashton, Wiltshire BA16 6EW
Times: 10am-4.30pm
Prices: Adults £3.50, children £1, family £8
Contact: mirrlees@hotmail.com
Features: Layouts, trade support and demonstrations. Short walk to clubroom which will also be open.

24 YEovil VINTAGE HORNBY MODEL RAILWAY SHOW

Hosts: Hornby Railway Collectors' Association (HRCA) Yeovil Branch
Location: Preston Road Methodist Church, Preston Road, Yeovil, Somerset BA21 3JR
Times: 10.30am-4pm
Prices: Adults £3, HRCA members £2, accompanied children free
Contact: 01935 474830
Features: Vintage layouts, trade support, displays, Meccano, Dinky, Bayko and refreshments.

24/25 BOSTON MODEL RAILWAY SOCIETY EXHIBITION

Hosts: Boston Model Railway Society
Location: Stickney Village Hall, Hall Lane, Stickney, Boston, Lincolnshire PE22 8BG
Times: Sat 10am-5pm, Sun 10am-4pm
Prices: Adults £3, concessions £2, children £1, family £7
Contact: 07958 137122
Features: Eight layouts, trade support, refreshments, parking and disabled access. Evergreens Miniature Railway also open nearby on the Saturday.

24/25 ELSECAR GARDEN RAILWAY SHOW

Hosts: Yorkshire Group of 16mm Narrow Gauge Modellers
Location: Elsecar Heritage Centre, Wath Road, Elsecar S74 8HU
Times: Sat 10am-4.30pm, Sun 10am-4pm
Prices: Adults £4, accompanied children free
Website: www.yorkshire.16mm.org.uk
Features: Six layouts, trade support, live steam and refreshments.

24/25 HALIFAX MODEL RAILWAY EXHIBITION

Hosts: Halifax Model Railway Club
Location: North Bridge Leisure Centre, North Bridge, Halifax, West Yorkshire HX3 6TE
Times: Sat 10am-5pm, Sun 10am-4.30pm
Prices: TBC
Website: www.halifaxmrc.co.uk
Features: Layouts, trade support, parking and disabled access.

24/25 LEIGH MODEL RAILWAY SOCIETY EXHIBITION

Hosts: Leigh Model Railway Society
Location: St Joseph's Hall, Chapel Street, Leigh, Lancashire WN7 2DA
Times: Sat 10am-5pm, Sun 10am-5pm
Prices: Adults £5, accompanied children free
Website: www.facebook.com/LeighMRS
Contact: 01942 895030
Features: Ten layouts, trade support, refreshments, parking and disabled access.

24/25 SCALEFORUM 2016

Hosts: Scalefour Society
Location: Stoke Mandeville Stadium, Guttman Road, Aylesbury, Buckinghamshire HP21 9PP
Times: Sat 10.30am-5.30pm, Sun 10am-4.30pm
Prices: Members £6, non-members £9
Website: www.scalefour.org/scaleforum
Features: Layouts, trade support, demonstrations, displays, refreshments, parking and disabled access.

24/25 SPALDING MODEL RAILWAY CLUB OPEN WEEKEND

Hosts: Spalding Model Railway Club
Location: Pinchbeck Village Hall, Knight Street, Pinchbeck, Lincolnshire PE11 3RB
Times: Sat 10am-4pm, Sun 10am-4pm
Prices: Free

GET MORE ONLINE!

FOR MORE SHOWS AND THE VERY LATEST LISTINGS VISIT

WWW.HORNBYMAGAZINE.COM
 FOR OUR ONLINE SHOW GUIDE

Website: www.spaldingmodelrailwayclub.org.uk
Features: Club layouts, members' layouts, sales stand, demonstrations, refreshments and parking.

24/25 STAPLEHURST MODEL RAILWAY EXHIBITION

Hosts: The Staplehurst Society
Location: Staplehurst Village Centre, High Street, Staplehurst, Tonbridge TN12 0BJ
Times: Sat 11am-5pm, Sun 10am-4pm
Prices: Adults £2.50, children £1
Contact: 01580 891390
Features: Layouts and refreshments.

24/25 WORTHING MODEL RAILWAY CLUB EXHIBITION

Hosts: Worthing Model Railway Club
Location: Durrington High School, The Boulevard, Worthing, West Sussex BN13 1LA
Times: Sat 10am-5pm, Sun 10am-4pm
Prices: Adults £5, accompanied children free
Website: www.worthingmrc.co.uk
Contact: 07970 633908
Features: 13 layouts, trade support, refreshments, parking and disabled access.

OCTOBER

1 BRADFORD MODEL RAILWAY CLUB AUTUMN SHOW

Hosts: Bradford Model Railway Club
Location: St Winefride's Church Hall, St Paul's Avenue, Wibsey, Bradford, West Yorkshire BD6 1ST
Times: 10am-4.30pm
Prices: Adults £3, children £1
Website: www.bradfordmrc.org.uk
Contact: 07815 073721
Features: Nine layouts, trade support, refreshments, parking and disabled access.

1 DAVENTRY MODEL RAILWAY CLUB EXHIBITION

Hosts: Daventry Model Railway Club
Location: Parker Academy, Ashby Road, Daventry NN11 0QF
Times: 10am-5pm
Prices: Adults £5, concessions £4.50, children £2.50, family (2+2) £10
Website: www.daventrymrc.org/
Features: 15 layouts, trade support and refreshments.

1 SUDBURY MODEL RAILWAY EXHIBITION

Hosts: Sudbury Model Railway Club
Location: St Peter's Church, Market Hill, Sudbury, Suffolk CO10 2EA
Times: 10am-4.30pm
Prices: Adults £4, concessions £3, children £2
Website: www.sudburymrc.org.uk
Contact: 01787 461224
Features: 14 layouts, trade support and refreshments.

1/2 FAREHAM MODEL RAILWAY EXHIBITION

Hosts: Fareham and District Model Railway Club
Location: Fareham Leisure Centre, Park Lane, Fareham, Hampshire PO16 7JU
Times: Sat 10am-5.30pm, Sun 10am-4.30pm
Prices: Adults £6, accompanied children free (max. two per adult)
Website: www.fareham-mrc.org.uk/railx-2016
Features: 30+ layouts and trade support. Free heritage bus service operating between venue and Fareham railway station both days.

1/2 FOLKESTONE MODEL RAILWAY EXHIBITION

Hosts: Folkestone, Hythe and District Model Railway Club

Location: Leas Cliff Hall, The Leas, Folkestone, Kent CT20 2DZ
Times: Sat 10am-5pm, Sun 10am-5pm
Prices: Adults £6.50, concessions £5, children £3, family £15
Website: www.folkestone-mrc.com
Features: Layouts, trade support, demonstrations, societies, refreshments, parking and disabled access.

1/2 ORMESBY HALL MODELLING WEEKEND

Hosts: Ormesby Hall Model Railway Group
Location: Ormesby Hall, Ladgate Lane, Ormesby, Middlesbrough TS3 0SR
Times: Sat 10am-4.30pm, Sun 10am-4.30pm
Prices: Adults £2.50, children £1, National Trust members free
Website: www.ormesbyhallmrg.co.uk
Features: Demonstrations, layouts, refreshments and parking.

1/2 SWANSEA MODEL RAILWAY WEEKEND

Hosts: Swansea Railway Modellers Group
Location: National Waterfront Museum, Oystermouth Road, Swansea SA1 3RD
Times: Sat 10am-5pm, Sun 10am-4pm
Prices: Free
Website: www.srmg.org.uk
Features: Layouts, trade support, demonstrations, refreshments and disabled access.

1/2 WIGAN MODEL RAILWAY EXHIBITION

Hosts: Wigan Finescale Railway Modellers
Location: Robin Park Sports and Tennis Centre, Loire Drive, Wigan WN5 0UH
Times: Sat 10am-5.30pm, Sun 10am-4.30pm
Prices: Adults £10, accompanied children free
Website: www.wiganfrmm.org.uk
Features: 30+ layouts, traders, demonstrations, societies, refreshments and parking.

2 GAINSBOROUGH MODEL RAILWAY SOCIETY - OPEN DAY

Hosts: Gainsborough Model Railway Society
Location: Florence Terrace, Gainsborough, Lincolnshire DN21 1BE
Times: 1.30pm-6pm
Prices: Adults £4, concessions £3, children £3, family (2+2) £10
Website: www.gainsboroughmodelrailway.co.uk
Contact: 01427 615871
Features: Showcasing the LNER in the heyday of steam, featuring dozens of 'O' gauge trains on the club's extensive East Coast layout.

7-9 TAUNTON MODEL RAILWAY GROUP - OPEN DAYS

Hosts: Taunton Model Railway Group.
Location: Platform One, Bishops Lydeard Station, West Somerset Railway TA4 3RU
Times: Fri 10.30am-4pm, Sat 10.30am-4.30pm, Sun 10.30am-4.30pm
Prices: Adults £1.50, children 75p
Website: www.bathgreenpark.co.uk
Contact: 01984 639509
Features: Tamerig and Bath Green Park layouts in operation.

8 FALMOUTH SOCIETY OF RAILWAY MODELLERS OPEN DAY

Hosts: Falmouth Society of Railway Modellers
Location: Athenaeum Club, Kimberley Place, Falmouth TR11 3QL
Times: 10am-4pm
Prices: Free
Website: fsmr.weebly.com
Contact: 01326 319922
Features: Layouts, demonstrations and club sales stand.

8 HEYWOOD MODEL RAILWAY GROUP OPEN DAY

Hosts: Heywood Model Railway Group
Location: Club Rooms, Unit 3, Park Works, River Street, Heywood, Lancashire OL10 4AB
Times: 10am-4pm
Prices: Free (donations welcome)
Website: www.hmrg.co.uk
Features: Club layouts, refreshments and parking.

8 MARCH AND DISTRICT MODEL RAILWAY CLUB OPEN DAY

Hosts: March and District Model Railway Club
Location: Scout Hall, Mill View, March, Cambridgeshire PE15 8SY
Times: 10am-4pm
Prices: Admission £2
Website: www.mdmrc.co.uk
Features: Club layouts, trade support, demonstrations, loco doctor, refreshments, parking and disabled access.

8 POYNTON FAMILY MODEL RAILWAY FUN DAY

Hosts: Rotary Club of Poynton and Romiley Methodist Railway Modellers
Location: Poynton Community Centre, Park Lane, Poynton, Stockport Cheshire SK12 1RB
Times: 10am-4.30pm
Prices: By charitable donation
Website: www.poyntonrotary.co.uk
Features: Layouts, trade support and refreshments.

8 SHIREHAMPTON MODEL RAILWAY CLUB EXHIBITION

Hosts: Shirehampton Model Railway Club
Location: The Public Hall, Station Road, Shirehampton, Bristol BS11 9TX
Times: 10am-4.30pm
Prices: Adults £3.50, concessions £3, accompanied children under 12 (max. 4) free, children 12+ £1.50
Contact: 0117 909 4915
Features: Layouts, trade support, refreshments and disabled access.

8 THETFORD AND DISTRICT MODEL RAILWAY SOCIETY 40TH ANNIV' SHOW

Hosts: Thetford and District Model Railway Society
Location: Charles Burrell Centre, Staniforth Rod, Thetford, Norfolk, IP24 3LH
Times: 10.30am-4pm
Prices: Adults £4, accompanied children free
Website: www.tdmrs.co.uk
Features: Layouts, trade support and parking.

8 WEST WALES 'O' GAUGE GROUP EXHIBITION

Hosts: West Wales 'O' Gauge Group
Location: Bronwydd Village Hall, Bronwydd Arms, Carmarthen, Dyfed
Times: 10am-4pm
Prices: Adults £4, concessions £3, family £10
Contact: 01267 241232
Features: Layouts, trade support, demonstrations, test track, refreshments, parking and disabled access. Steam Gala at nearby Gwili Steam Railway.

8/9 CORBY AND DISTRICT MODEL RAILWAY SOCIETY EXHIBITION

Hosts: Corby and District Model Railway Society
Location: SS Peter and Andrew Church Hall, Beanfield Avenue, Corby, Northamptonshire NN18 0EH
Times: Sat 10am-5pm, Sun 11am-4.30pm
Prices: Adults £4, concessions £3, children £2, family (2+2) £10
Website: www.cdmsr.co.uk
Features: Layouts, trade support, demonstrations, refreshments and disabled access.

8/9 CROYDON MODEL RAILWAY SOCIETY EXHIBITION

Hosts: Croydon Model Railway Society
Location: Warlingham School, Tithepit Shaw Lane, Warlingham, Surrey CR6 9YB
Times: Sat 10am-5pm, Sun 10am-4pm
Prices: Adults £6, concessions £5, children £2
Website: www.croydonmrs.org.uk
Contact: 020 8657 2292
Features: 16 layouts, trade support, demonstrations, refreshments, parking and disabled access.

8/9 DORKING MODEL RAILWAY EXHIBITION

Hosts: Dorking Model Railway Club
Location: Oddfellows Hall, High Street, Dorking, Surrey RH4 1QT
Times: Sat 10am-5pm, Sun 10am-4pm
Prices: Adults £4, concessions £2.50, children £1.50, family £8
Website: www.dorkingmodelrailwayclub.com
Contact: 07810 514070
Features: Layouts, trade support, demos and refreshments.

8/9 ELIZABETHAN RAILWAY SOCIETY EXHIBITION

Hosts: Elizabethan Railway Society
Location: The Summit Centre, Lowmoor Road, Kirkby-in-Ashfield, Nottinghamshire NG17 7LL
Times: Sat 10am-5pm, Sun 10am-4.30pm
Prices: Adults £4, accompanied children free
Website: www.elizabethanrailwaysociety.co.uk
Features: 12 layouts, trade support, refreshments, parking and disabled access.

8/9 FARNHAM AND DISTRICT MODEL RAILWAY CLUB EXHIBITION

Hosts: Farnham and District Model Railway Club
Location: Connaught Leisure Centre, Tongham Road, Aldershot, Hampshire GU12 4AS

DON'T MISS...

8/9 GREAT ELECTRIC TRAIN SHOW

Hosts: Hornby Magazine and the British Motor Museum
Location: British Motor Museum, Banbury Road, Gaydon, Warwickshire CV35 0BJ
Times: Sat 10am-5pm, Sun 10am-4pm
Prices: Advance tickets: Adults £9, children £7 On the day: Adults £14, concessions £12, child £9, children under 5 free, family (2+3) £39
Website: www.grealelectrictrainshow.com
Contact: 01780 755131
Features: 25 layouts, 30 trade stands, skills zone, refreshments, free parking and disabled access. Tickets include full access to the newly redeveloped British Motor Museum - advance tickets gain entry 30 minutes early plus up to £5 discount. Free bus from Leamington Spa railway station operated on Saturday only.

Times: Sat 10am-5pm, Sun 10am-4.30pm
Prices: Adults £5, children £2, family (2+4) £13
Website: www.farnhammrc.org.uk
Features: 20 layouts, trade support, demonstrations, parking and disabled access.

8/9 FURNESS MODEL RAILWAY AND TRANSPORT EXHIBITION

Hosts: Furness Model Railway Club
Location: Barrow Sixth Form College, Rating Lane, Barrow-in-Furness, Cumbria LA13 9LE
Times: Sat 10am-5pm, Sun 10am-5pm
Prices: Adults £5, concessions £4, children £2.50
Contact: 01229 588082
Features: Ten layouts, trade support, displays, refreshments and parking.

8/9 SHILDON MODEL RAILWAY CLUB EXHIBITION

Hosts: Shildon Model Railway Club
Location: Locomotion, The National Railway Museum at Shildon, Co. Durham DL4 2RE
Times: Sat 10am-5pm, Sun 10am-5pm
Prices: Free
Website: www.shildonmrc.com
Features: 20 layouts, trade support, displays, steam locomotive rides (small charge), refreshments and parking.

8/9 WILMINGTON (KENT) CHARITY MODEL RAILWAY EXHIBITION

Hosts: St Michael's Church and Erith Model Railway Society
Location: St Michael's Church Hall, High Road, Wilmington, Dartford Kent DA2 7EG
Times: Sat 10am-5pm, Sun 10am-4.30pm
Prices: Adults £5, concessions £4, children £4, family (2+2) £13
Website: www.stmichaelswilmington.org.uk
Features: 20 layouts, trade support, refreshments, parking and disabled access.

9 KEIGHLEY MODEL RAILWAY CLUB 7MM FESTIVAL

Hosts: Keighley Model Railway Club
Location: The Clubrooms, Knowle Mill, South Street, Keighley BD21 1SY
Times: 10am-4.30pm
Prices: Adults £4, children £2.50
Website: www.keighley-mrc.org.uk
Contact: 07771 565617
Features: 7mm layouts, trade support, demonstrations, clinics, refreshments, parking and disabled access.

Planning an exhibition?

● Hornby Magazine's Show Guide is a free listing which allows you to promote a forthcoming model railway show. Contact Hornby Magazine by calling 01780 755131 or e-mail: hornbymagazine@keypublishing.com. Please ensure you include appropriate contact details for the public as we are unable to publish the listing without this.

This month's **OXFORD** New Releases

1:43



Rolls-Royce Phantom III Sedan de Ville/HJ Mulliner - Black
43RAP3001 1:43

NEW Tooling!



Land Rover Series II SWB Hard Back - Royal Mail
43LR2S001 1:43

NEW Tooling!



Land Rover 1/2 Ton Lightweight - UN
43LR1L001 1:43

NEW Tooling!

1:76



Mercedes Actros SSC Fridge Trailer - Solstor (Pink Ribbon Foundation)
76MB005 1:76



Volvo FH3 6 Wheel Curtainside - Coopers
76V0L03CL 1:76



Scania P Car Transporter - Eddie Stobart
76SCT001 1:76

NEW Tooling!



TACR2 - RAF Camouflage
76TAC001 1:76

NEW Tooling!



Diamond T980 Tank Transporter - 1st Canadian Army - Italy 1943
76DT002 1:76



Mini Cooper S MkII - John Rhodes 1968, Brands Hatch
76MCS002 1:76



Bedford QLT - Post Office Telephones
76QLT001 1:76

NEW Tooling!

1:87



1949 Mercury Monarch - Teal Blue
87ME49007 1:87



1958 Edsel Citation - Ember Red/Frost White
87ED58006 1:87



Land Rover Discovery 3 - Metropolitan Police
76LRD007 1:76



Ford Transit LWB High Roof - Network Rail Response Unit
76FT022 1:76

1:76 sets



Metropolitan Police Set
76SET50 1:76

NEW SET!



Land Rover Defender Heritage Set
76SET47 1:76



NEW SET!

To order, call:
02380 248850



Follow us on Twitter
@OxfordDiecastUK

See more at:
www.oxforddiecast.co.uk

OXFORD DIECAST LTD. PO Box 62, Swansea SA1 4YA Tel: 01792 643500

OXFORD 

Precision die-cast scale engineering
at surprisingly inexpensive prices

ALL AVAILABLE TO PRE-ORDER NOW

Class 414 2-HAP EMU
Pre-order for £186.96 (estimated)



31-390 6061 in BR green
31-391 6062 in BR blue & grey
31-392 4322 in Network SouthEast livery

Class 5P4F Stanier Mogul 2-6-0
Pre-order for £127.46



31-690 2955 in LMS lined black
31-691 42969 in BR lined black with early emblem
31-692 42968 in BR lined black with late crest (as preserved)

Class 57 Diesel
Pre-order from £127.46



32-753DS 7007 "Freightliner Bond" in Freightliner green - DCC sound fitted £203.96
32-756 57603 "Tintagel Castle" in GWR (2015) green
32-764 57305 "Northern Princess" in DRS Northern Belle livery

Pre-order at www.hattons.co.uk/bachmann2016

Class 70 diesel
Pre-order from £131.71



31-590 70015 in Freightliner livery with air intake modifications
31-591 70805 in Colas livery with air duct boxes

WD Austerity 2-8-0
Pre-order for £131.71



32-250A 79250 "Major-General Mc Mullen" in Longmoor Military Railway blue
32-254A 77003 in LNER plain black

LNWR 0-6-2T Webb Coal Tank
Pre-order for £97.71



35-050 LNWR plain black livery
35-051 LMS black livery
35-052 BR black early emblem

SECR 60' Birdcage Coaches
Pre-Order for £50.96



39-600 Brake Composite SECR Dark Lake
39-601 Brake Composite SR Olive Green
39-602 Brake Composite BR Vermillion
39-610 Composite SECR Dark Lake
39-611 Composite SR Olive Green
39-612 Composite BR Vermillion
39-620 Brake 3rd SECR Dark Lake
39-621 Brake 3rd SR Olive Green
39-622 Brake 3rd BR Vermillion



Graham Farish Pre-Orders

Class 319 EMU

Pre-order for £144.46 (estimated)



372-875 319004 in Network SouthEast livery
372-876 319382 in Thameslink livery
372-877 319362 "Northern Powerhouse" in Northern Rail livery

Hatton's Announce Exclusive O Gauge Class A3, A4 and Teak coaches



Class A3 4-6-2
Pre-order for £750



©Charlie Jackson - Flickr

A3001 2750 "Papyrus" in LNER Grass green with unstreamlined corridor tender - "Record Breaker"
A3002 4472 "Flying Scotsman" in LNER Grass green with unstreamlined corridor tender - "Record Breaker"
A3003 2745 "Captain Cuttle" in LNER black with unstreamlined non-corridor tender
A3004 60072 "Sunstar" in BR Express blue with unstreamlined non-corridor tender
A3005 60035 "Windsor Lad" in BR green with early crest and unstreamlined non-corridor tender
A3006 60077 "The White Knight" in BR green with late crest and unstreamlined non-corridor tender
A3007 60103 "Flying Scotsman" in BR green with late crest and unstreamlined corridor tender

See the full announcement at
www.hattons.co.uk/recordbreakers

Class A4 4-6-2
Pre-order for £750



©Alan Wilson - Flickr

A4001 2509 "Silver Link" in LNER silver with streamlined corridor tender
A4002 4468 "Mallard" in LNER Garter blue with streamlined non-corridor tender - "Record Breaker" (1938 condition)
A4003 4468 "Mallard" in LNER Garter blue with streamlined non-corridor tender (as preserved)
A4004 4489 "Dominion of Canada" in LNER Garter blue with steel numbers/letters and unstreamlined corridor tender
A4005 4464 "Bittern" in LNER Garter blue with streamlined corridor tender - "Record Breaker"
A4006 60007 "Sir Nigel Gresley" in BR express blue with unstreamlined corridor tender - "Record Breaker"
A4007 60012 "Commonwealth of Australia" in BR green with early crest and streamlined corridor tender
A4008 60009 "Union of South Africa" in BR green with late crest and unstreamlined corridor tender
A4009 60008 "Dwight D Eisenhower" in BR green with late crest and streamlined non-corridor tender

Gresley Teak coaches
Pre-order for £249



©Hugh Llewlyn

TC11501 Diagram 115 Corridor Third in LNER Teak
TC11502 Diagram 115 Corridor Third in LNER Teak
TC11503 Diagram 115 Corridor Third in BR carmine & cream
TC11504 Diagram 115 Corridor Third in BR carmine & cream
TC11505 Diagram 115 Corridor Third in BR maroon
TC11506 Diagram 115 Corridor Third in BR maroon
TC17501 Diagram 175 Brake Corridor Composite in LNER Teak
TC17502 Diagram 175 Brake Corridor Composite in LNER Teak
TC17503 Diagram 175 Brake Corridor Composite in BR carmine & cream
TC17504 Diagram 175 Brake Corridor Composite in BR carmine & cream
TC17505 Diagram 175 Brake Corridor Composite in BR maroon
TC17506 Diagram 175 Brake Corridor Composite in BR maroon
TC18601 Diagram 186 Open Third in LNER Teak
TC18602 Diagram 186 Open Third in LNER Teak
TC18603 Diagram 186 Open Third in BR carmine & cream
TC18604 Diagram 186 Open Third in BR carmine & cream
TC18605 Diagram 186 Open Third in BR maroon
TC18606 Diagram 186 Open Third in BR maroon

See all future releases at

Tel: **0151 733 3655** info@hattons.co.uk

17 Montague Road, Widnes, WA8 8FZ

Phones Open **Mon to Sat 7:30am to 6pm Sun 9am to 5pm**

Shop Open **Mon to Sun 9am to 5pm**

19,000+ items available on www.hattons.co.uk/hm

HORNBY

Pre-order at www.hattons.co.uk/hornby2016

Train Packs



R3500 Sir Nigel Gresley Collection
R3402 LNER Queen of Scots
R3401 The Bristolian Train Pack
R3400 Golden Arrow Last Steam Run
R3399 EWS Freight Train Pack
R3398 Lyme Regis Branch Line Pack
R3397 LMS Suburban Passenger Train Pack

Class 153 Pre-order for £88 Due Aug/Sep 2016



R3476 153327 in Arriva Trains Wales Livery
R3477 153321 in Regional Railways Livery

LNER Holden B12 4-6-0 Pre-order for £123 Due December 2016



R3430 8573 in LNER apple green
R3431 61533 in BR black with early emblem
R3432 61580 in BR black with late crest

Class 8P Merchant Navy 4-6-2 Pre-order from £144 Due during 2017



R3434 21C1 'Channel Packet' in SR Malachite Green
R3435 21C3 'Royal Mail' in SR Malachite Green
R3436 35028 'Clan Line' in BR Green with early emblem
R3382TTS 35023 'Holland-Afrika Line' in BR Green with early emblem - TTS sound fitted £162

Class W4 Peckett 0-4-0ST Pre-order for £70 Due December 2016



R3427 563 'Dodo' in Peckett leaf green (**SOLD OUT**)
R3428 11 in Manchester Ship Canal green
R3429 D in Huntley & Palmers blue

20T Coke Hopper Wagons Pre-order singles for £18 each



R6731 20 Ton Coke Wagon in LMS livery
R6731A 20 Ton Coke Wagon in LMS livery
R6733 20 Ton Coke Wagon in BR livery
R6733A 20 Ton Coke Wagon in BR livery
R6783 BR 20 Ton Coke Hopper Wagons - Three Wagon Pack £44.00

Limited Edition Class 14xx & Class 71 from Hatton's, being produced by DJ Models

Class 14xx Pre-order for £99 Due in to stock Q4 2016



Pristine

H1401 48xx 4825 in GWR unlined green Great Western
H1404 58xx 5808 in GWR unlined green Shirtbutton
H1406 14xx 1420 in GWR unlined green G W R
H1408 58xx 5816 in BR lined black BRITISH RAILWAYS
H1409 14xx 1470 in BR lined black early emblem
H1410 58xx 5819 in BR unlined black early emblem
H1413 14xx 1444 in BR lined green early emblem
H1414 14xx 1450 BR lined green late crest
H1416 14xx 1409 BR unlined green late crest

Lightly Weathered

H1402 58xx 5814 in GWR unlined green Great Western
H1403 48xx 4871 in GWR unlined green Shirtbutton
H1405 48xx 4807 in GWR wartime black G W R
H1407 58xx 5802 in GWR unlined green G W R
H1411 58xx 5801 in BR unlined green G W R

Heavily Weathered

H1412 14xx 1474 in BR unlined black early emblem
H1415 14xx 1432 BR lined green late crest

www.hattons.co.uk/14xx

Golden Arrow Class 71s Pre-order for £139.95 Due in stock by October 2016



OO71-002HAT E5015 in BR Southern Region light green with full Golden Arrow headboards, arrows and flags pre-fitted
OO71-004HAT E5013 in BR Blue with full Golden Arrow headboards, arrows and flags pre-fitted



www.hattons.co.uk/goldenarrow

Class 121/122 "Bubble Car" DMU In Partnership with Dapol Pre-order from £129.95



4D-009-HAT01 120 in 'GWR 150' Chocolate & Cream livery
4D-009-HAT02 121032 in Arriva Trains Wales livery
4D-009-HAT03 960011 in Railtrack blue & green livery
4D-009-HAT04 121020 in Chiltern blue livery
4D-009-HAT05 55033 in Revised Network South East livery
4D-009-HAT06 960010 in Railtrack "coaching stock" maroon
4D-009-HAT07 55022 in Original Network South East livery
4D-015-HAT01 TDB975023 in Route Learning BR blue



www.hattons.co.uk/hattonsbubble

www.hattons.co.uk/preorder

Pre-orders accepted via credit or debit card only
Pre-order prices subject to manufacturer RRP.



Welcome to our project update feature, with the latest status of forthcoming releases from all major manufacturers. Use it to see the progress of projects you are interested in. The web address in the "link" column can be used to view products online, and to place your preorders.

0151 733 3655

**17 Montague Road,
Widnes, WA8 8FZ**

Phone opening times: Mon to Sat 7:30am-5pm
Shop opening times: Mon to Sun 9am-5pm
Sun 9am-5pm

	Link	Price	Date announced	CAD done	In Tooling	Seen 1st EP	Decorated samples	In production	On Board Ship	Released
Wickham trolley car	hattons.co.uk/wtc	£67.96	Mar 2013							
Stanier Mogul 2-6-0	hattons.co.uk/5p4f	£127.46	Mar 2013							
Class 450	hattons.co.uk/cl450	£254.96-£271.96	Mar 2015							
LNWR Webb coal tank	hattons.co.uk/wct	£97.71	Sep 2014							
Birdcage Coaches	hattons.co.uk/bc	£50.96	Mar 2014							
Class 414 2-HAP	hattons.co.uk/cl414	£119.50 (EST)	Mar 2016							

Class 117, Class 121, Class 24/1, J72, 6P, V2, 3F, J39, K3, 94xx, H2 Atlantic - view these projects at www.hattons.co.uk/projectupdates

	Link	Price	Date announced	CAD done	In Tooling	Seen 1st EP	Decorated samples	In production	On Board Ship	Released
Class 68	hattons.co.uk/c68	£118.00 (EST)	April 2014							
Class 121/122	hattons.co.uk/dapolbubble	£103-134.95	Dec 2012							

Class B4, IDA flat, Turbot, GWR Railcar, Class 59 - view these projects at www.hattons.co.uk/projectupdates

	Link	Price	Date announced	CAD done	In Tooling	Seen 1st EP	Decorated samples	In production	On Board Ship	Released
J94	hattons.co.uk/j94	£82.00-£99.00	Aug 2014							
Golden Arrow Class 71s	hattons.co.uk/goldenarrow	£139.95	Jun 2016							
14xx	hattons.co.uk/14xx	£99.00	Sep 2014							
Hatton's King	hattons.co.uk/king	£169.00- £179.00	Aug 2014							


	Link	Price	Date announced	CAD done	In Tooling	Seen 1st EP	Decorated samples	In production	On Board Ship	Released
Class 1361/1366	hattons.co.uk/1361	£124	Nov 2013							
4-wheel A & B Tanks	hattons.co.uk/heltank	£20.50-£76	Nov 2015							
Hatton's O Gauge Class A3/A4	hattons.co.uk/recordbreakers	£750	Aug 2016							

Class 4700, Class 07 shunter- view these projects at www.hattons.co.uk/projectupdates

	Link	Price	Date announced	CAD done	In Tooling	Seen 1st EP	Decorated samples	In production	On Board Ship	Released
Class 71	hattons.co.uk/c71	£127.50	Nov 2014							
Hornby Adams Radial	hattons.co.uk/horar	£111.10	Dec 2014							
SR Maunsell Coaches	hattons.co.uk/exsmaun	£39.99	Jun 2015							
Peckett 0-4-0	hattons.co.uk/peckett	£70.00	Oct 2015							
Class B12 Holden	hattons.co.uk/B12	£123.00	Nov 2015							
Merchant Navy	hattons.co.uk/mn	£144.00-£162.00	Mar 2015							

view these projects at www.hattons.co.uk/projectupdates

	Link	Price	Date announced	CAD done	In Tooling	Seen 1st EP	Decorated samples	In production	On Board Ship	Released
Dean Goods	hattons.co.uk/oxdg	£95	Jan 2016							
Hatton's ICI hopper	hattons.co.uk/ici	£24.00 / £25.00	Mar 2015							
Carliat Car Carrying Wagon	hattons.co.uk/carliat	£25.00	May 2016							
Mk3 Coach	hattons.co.uk/oxmk3	TBA	Jan 2016							

 Shows the stage the project is at based on the information available to us. CAD: Computer Aided Design. 1st EP: First Engineering Prototype. TBC: Price is yet To Be Confirmed (EST): Price is estimated.

You can view extended lists, preorder & comment on all of these projects at

www.hattons.co.uk/projectupdates

Information correct at the time of going to press. All information subject to change



17 Montague Road, Widnes, WA8 8FZ
T: 0151 733 3655 E: info@hattons.co.uk

OO Gauge (1:76 Scale) Steam locos



R3292 Class 0F Pug 0-4-0ST 56011 in BR black - Hornby 2014 Collectors Club special edition (Hor) (list £124.99) BARGAIN £17



31-931 Class 1000 Midland Compound 4-4-0 1189 in LMS black (Bac) (list £139.95) BARGAIN £89



31-932DC Class 1000 Midland Compound 4-4-0 40934 in BR lined black early emblem, DCC Fitted (Bac) (list £159.95) BARGAIN £89



31-933 Class 1000 Midland Compound 4-4-0 41157 in BR lined black late crest (Bac) (list £139.95) BARGAIN £89



31-433 Class 1F 'Half-Cab' 0-6-0T 1739 in LMS black (Bac) £81.56



31-435 Class 1F 0-6-0T 41726 in BR black early emblem (Bac) £81.56



31-440 Class 2MT Ivatt 2-6-2T 41243 in BR lined black early emblem (Bac) NEW £110.46



31-441DC Class 2MT Ivatt 2-6-2T 41291 in BR lined black late crest - DCC Fitted (Bac) NEW £131.71



R3315 Class 2P 4-4-0 40602 in BR Black late crest (Hor) (list £99.99) BARGAIN £61



R3316 Class 2P 4-4-0 44 in Somerset & Dorset Joint Railway prussian blue (Hor) (list £99.99) BARGAIN £61



31-127 Class 30xx 2-8-0 ROD 3023 in BR black early emblem (Bac) (list £129.95) BARGAIN £80



31-088 Class 32xx 4-4-0 Dukedog 9028 in BR black early emblem (Bac) £118.96

31-627B Class 3F 0-8-0 3520 in LMS black Deeley tender (Bac) £97.71



32-235 Class 3F Fowler Jinty 0-6-0 tank 47673 in BR black late crest - weathered (Bac) £80.71



32-227B Class 3F Fowler Jinty 0-6-0 tank 7341 in LMS black (Bac) £72.21



R2882 Class 3P Jinty 0-6-0T 24 in S&DJR Blue (Railroad range) (Hor) (list £32.49) BARGAIN £21



R3334 Class 415 Adams Radial 4-4-2T 30582 in BR black late crest (Hor) £111.10



R3333 Class 415 Adams Radial 4-4-2T 30584 in BR black early emblem (Hor) £111.10



R3335 Class 415 Adams Radial 4-4-2T 488 in LSWR (as preserved) (Hor) £111.10



R3462 Class 42xx 2-8-0 4287 in BR Black early emblem (Hor) (list £124.99) BARGAIN £92



32-131 Class 45xx 2-6-2 Prairie tank 4539 in Great Western green (Bac) £84.96



R3179 Class 46-0 4901 'Adderley Half' GWR Green - Railroad range (Hor) £87



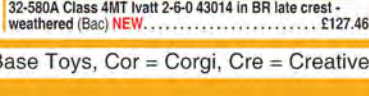
R3313 Class 4F 0-6-0 4323 in LMS Black (Hor) (list £99.99) BARGAIN £58



R3460TTS Class 4F 0-6-0 44198 in BR Black late crest - TTS sound fitted (Hor) £114



R3314 Class 4F 0-6-0 44341 in BR Black early crest (Hor) (list £99.99) BARGAIN £58



31-883 Class 4F Midland 0-6-0 3848 in Midland Railway black crest (Bac) £97.71

31-168 Class 5 L&YR 2-4-2T 10713 in LMS crimson (Bac) £90.06

31-169 Class 5 L&YR 2-4-2T 50795 in BR lined black early emblem (Bac) £90.06



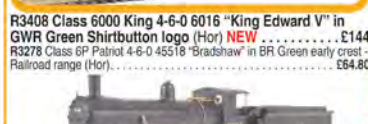
R3463 Class 52xx 2-8-0 5231 in BR Black early emblem (Hor) (list £124.99) BARGAIN £92



32-085 Class 56XX 0-6-2 6639 in BR black early emblem (Bac) £76.46



32-084 Class 56XX 0-6-2 6677 in GWR green (Bac) £76.46



R3323 Class SMT Black 5-6-0 44894 in BR Black late crest (Hor) £124.99



31-188 Class 5XP Jubilee 4-6-0 45565 'Victoria' in BR lined green late crest - weathered (Bac) £127.46



R3370TTS Class 6000 King 4-6-0 'King Richard II' BR Early Crest Blue - featuring TTS sound (Hor) £179.99



R3408 Class 6000 King 4-6-0 6016 'King Edward V' in GWR Green Shireburn logo (Hor) NEW £144



R3278 Class 6P Patriot 4-6-0 46516 'Bradshaw' in BR Green early crest - Railroad range (Hor) £64.80



R3420 Class 700 0-6-0 30346 in BR Black late crest (Hor) £100



R3464 Class 72xx 2-8-2 7224 in BR Black late crest (Hor) (list £134.99) BARGAIN £101



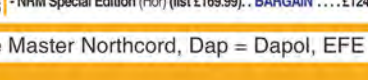
R3444 Class 7P Britannia 4-6-2 70034 'Thomas Hardy' in BR green early emblem (Hor) £140



R3168U Class 8P 4-6-2 71000 'Duke Of Gloucester' in BR Green late crest (Railroad range) - Split from R1177 set (Hor) £72



R3339 Class 8P 4-6-2 Streamlined Coronation 6229 'Duchess of Hamilton' in LMS crimson lake (Gloss Finish) - as preserved (Hor) £130



R3288 Class 9F 2-10-0 92220 'Evening Star' BR Green late crest (Hor) £83.40



R3312 Class A3 4-6-2 60062 'Minors' in BR Green early emblem (Hor) (list £154.99) BARGAIN £94



R3306 Class A4 4-6-2 2509 'Silver Link' in LNER Silver - Silver Jubilee Collection (Hor) £134.25



R3395TTS Class A4 4-6-2 4468 'Mallard' in LNER Garter Blue - TTS sound fitted - Railroad Range (Hor) (list £119.99) BARGAIN £89



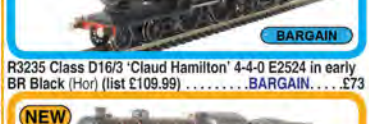
R3338 Class B1 4-6-0 61310 in BR Apple Green (Hor) (list £155.99) BARGAIN £87



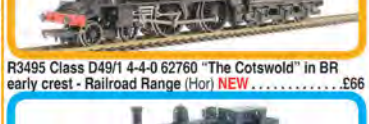
R3004 Class B17 4-6-0 61631 'Seribury Hall' in BR Green early emblem - weathered (Hor) (list £131.99) BARGAIN £79



R3318 Class B17/6 4-6-0 61646 'Gilwell Park' in BR Green early emblem (Hor) (list £131.99) BARGAIN £74



31-461A Class C Wainwright 0-6-0 1294 Southern Railways black (Bac) £106.21



31-462A Class C Wainwright 0-6-0 31227 BR black early emblem (Bac) £106.21



31-146 Class D111 4-4-0 62663 'Prince Albert' BR black early emblem (Bac) £101.96



R3235 Class D16/3 'Claud Hamilton' 4-4-0 E2524 in early BR Black (Hor) (list £109.99) BARGAIN £73



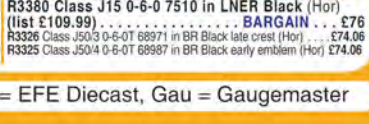
R3495 Class D49/1 4-4-0 62760 'The Cotswold' in BR early crest - Railroad Range (Hor) NEW £66



35-078 Class E4 Brighton tank 0-6-2 32500 in BR black late crest (Bac) (list £109.95) BARGAIN £80



35-077 Class E4 Brighton tank 0-6-2 32556 in BR black early emblem (Bac) (list £109.95) BARGAIN £80



31-481 Class G2A Super D 0-6-0 49106 BR black early emblem - weathered (Bac) £111.45

UK P&P £4 PER ORDER
£2 per single diecast item

£7 guaranteed Next Day delivery
(Orders before 2pm)



R3242A Class K1 2-6-0 62032 in BR black early emblem (Hor) (list £129.99) BARGAIN £82



R3243B Class K1 2-6-0 62064 in BR Black late crest (Hor) (list £129.99) BARGAIN £82
32-279A Class K3 2-6-0 1304 in LNER black (Bac) £118.96
32-281 Class K3 2-6-0 61862 in BR black early emblem (Bac) £118.96



R3461 Class L1 Thompson 2-6-4T 67702 in LNER apple green BR number (Hor) £122
R3485 Class N2 0-6-2T 4705 in LNER lined black (Hor) £83
3912 Class O2/3 Tango 2-8-0 63948 BR black early crest stepped tender (Hel) £148
3913 Class O2/3 Tango 2-8-0 63952 BR black late crest stepped tender (Hel) £148
3911 Class O2/3 Tango 2-8-0 63954 early British Railways black stepped tender (Hel) £148
3923 Class O2/4 Tango 2-8-0 63992 BR black late crest flush tender (Hel) £148



R3171 Class P2 2-8-2 2001 'Cock O' The North' in LNER Green (Railroad range) (Hor) (list £84.99) BARGAIN £67
R3424 Class Q6 Raven 0-8-0 3418 in LNER Black (Hor) £118.99



R3426 Class Q6 Raven 0-8-0 63429 in BR Black late crest (Hor) £118.99



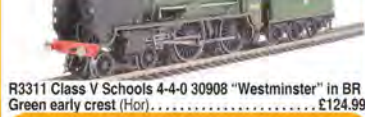
R3425 Class Q6 Raven 0-8-0 63443 in BR Black early crest (Hor) £118.99



R3412 Class S15 4-6-0 30842 in BR Black early emblem (Hor) (list £139.99) BARGAIN £105
R3327 Class S15 4-6-0 824 in Southern Railway Olive Green (Hor) £124.99
R3411 Class S15 4-6-0 827 in Southern Railway wartime black (Hor) £122



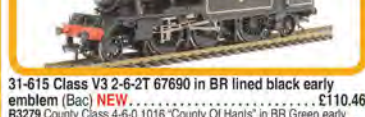
R3457 Class T9 4-4-0 116 in Southern Green (Hor) £118



R3311 Class V Schools 4-4-0 30908 "Westminster" in BR Green early crest (Hor) £124.99



31-614 Class V3 2-6-2T 67646 in BR lined black late crest (Bac) NEW £110.46



31-615 Class V3 2-6-2T 67690 in BR lined black early emblem (Bac) NEW £110.46
R3279 County Class 4-6-0 1016 "County Of Hants" in BR Green early crest - Railroad range (Hor) £69.50
R1173 loco GWR Class 2721 0-6-0PT 2732 GWR green - Split from R1173 set (Hor) £39
31-981 Standard Class 3MT tank 32221 BR lined black early emblem (Bac) £101.96



32-954 Standard class 4MT 2-6-0 76058 in BR lined black early emblem (Bac) (list £119.95) BARGAIN £74
31-119 Standard Class 4MT 4-6-0 76036 BR black late crest - weathered (Bac) £135.96



32-508 Standard Class 5MT 73049 in BR lined green late crest & BR1 tender (Bac) (list £129.95) BARGAIN £82



32-509 Standard class 5MT 73109 in BR lined black early emblem and BR1B tender (Bac) (list £129.95) BARGAIN £89



R3302 '1940: Return from Dunkirk' 75th Anniversary Train Pack 700 class 0-6-0 325 in Southern black 3 Maunsell coaches in Southern green - Ltd Ed (Hor) (list £249.99) BARGAIN £160



R3299 'Going Home' train pack - 70th Anniversary of the end of WWII Black 5 4-6-0 5156 in LMS Black and 3 x LMS Period 3 Coaches - Ltd Ed (Hor) (list £289.99) BARGAIN £150
R1155 Trainpack 4 car Pendolino train pack (unboxed) in Virgin Trains 'Aston Pendolino' (Hor) £79
30-325 Ambulance Train No.40 Train Pack GWR Class 3700 No.3711 'City of Birmingham' in WWI khaki, 3x coaches in olive green & 6 x WWI figures (Bac) £140.20
30-425 Class 251 Midland Pullman train pack in Pullman ranking blue - Collectors Edition (Bac) £509.96
R3399 EWS Freight Train Pack - Ltd Ed (Hor) £188



R2670 GWR Freight Train Pack Class 101 steam loco and three wagons - Railroad Range (Hor) (list £44.49) BARGAIN £30
30-825 The Shropshire Express Train Pack Hall Class 4965 'Hood Ashdon Hall' in Great Western green, 2x Pullman cars in umber & cream, BR Mk1 BSK coach in chocolate & cream & Stratford-Upon-Avon Open-top bus (Bac) £195.45



R3220 Tyseley Connection train pack Class 49xx 4953 "Pitchford Hall" in GWR green & 3 Mk1 coaches (Hor) (list £199.99) BARGAIN £114
R3300 Winston Churchill's Funeral Train Pack Battle of Britain class 4-6-2 34051 "Winston Churchill" in BR green late crest, 2 Pullman coaches & SR Baggage car - Ltd Ed (Hor) £222.21



1000THAP - 10001 BR Brunswick green orange, black & orange lining, Aug 1956 - Oct 1957, (Dap) (list £105) BARGAIN £94



R3283 Bagnall shunter in red - Railroad range (Hor) (list £29.99) BARGAIN £18
2522 Class 05 Hunslet shunter D2595 BR blue wasp stripes (preserved) (Hel) £100



R3343 Class 08 0-6-0 shunter 08822 "John" in First Great Western (Hor) (list £119.99) BARGAIN £96
R3490 Class 08 08673 in InterCity - Railroad range (Hor) £35



R3342 Class 08 Shunter 08489 in BR blue (Hor) (list £119.99) BARGAIN £93
32-115B Class 08 Shunter 08818 BR Blue Wasp Stripes (weathered) (Bac) £93.46
32-119 Class 08 Shunter 08907 in DB Schenker red (Bac) £84.96
32-120 Class 08 Shunter 13287 in BR Plain Green Early Emblem (Bac) £84.96



1513 Class 15 ADB968003 (Carriage pre - heating unit) in BR Sherwood green full yellow ends (Hel) £94



1601 Class 16 North British diesel D8401 BR green small yellow warning panels. Ltd Ed of 750 (general release). (Hel) (list £134.95) BARGAIN £72



1602 Class 16 North British diesel D8404 BR green Stratford-style yellow warning panels. Ltd Ed of 750 (general release) (Hel) (list £134.95) BARGAIN £72



1603 Class 16 North British diesel D8407 BR green with full yellow ends. Ltd Ed of 750 (general release) (Hel) (list £134.95) BARGAIN £72



1604 Class 16 North British diesel D8409 BR green grey roof. Gloss finish. Ltd Ed of 750 (general release) (Hel) (list £134.95) BARGAIN £72



1718 Class 17 D8523 in blue full yellow ends (Hel) £94
1720 Class 17 D8594 in green small yellow panels (Hel) £94



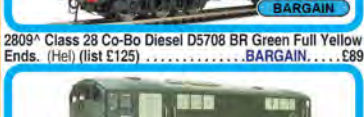
32-045 Class 20 20118 "Saltburn-by-the-Sea" in BR Railfreight Red Stripe (Bac) £93.46



32-034A Class 20 20141 in BR Green Full Yellow Ends (weathered) (Bac) £97.71
32-044 Class 20 D8028 BR Green Indicator Discs & Tablet Catcher (Bac) £93.46
32-331 Class 25/1 25043 BR Green Full Yellow Ends (weathered) (Bac) £99.21



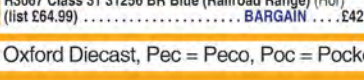
2609 Class 25/1 diesel D5341 in BR green small yellow panels (Hel) £87



2809* Class 28 Co-Bo Diesel D5708 BR Green Full Yellow Ends. (Hel) (list £125) BARGAIN £89



2807* Class 28 Co-Bo Diesel D5711 in Full BR Green modified windows. (Hel) (list £125) BARGAIN £89



R3067 Class 31 31256 BR Blue (Railroad Range) (Hor) (list £64.99) BARGAIN £42



R3262 Class 31/4 31452 in Devon & Cornwall Railways green (Hor) (list £162.25) BARGAIN £79



3415 Class 33/0 D6516 in early BR green (Hel) £94
3416 Class 33/0 D6551 in BR green small yellow panels (Hel) £94



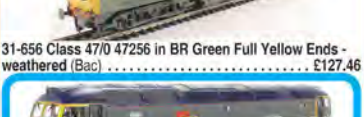
3356 Class 33/1 33102 in BR Blue full yellow ends (Hel) £94
3337 Class 33/2 33206 in Railfreight Distribution sector grey (Hel) £94
32-784 Class 37/0 37242 Maritime Blue Centre Headcodes (weathered) (Bac) £106.21
32-785DS Class 37/0 37254 in BR Departmental Civil Link Dulich Livery (Weathered & DCC Sound Fitted) (Bac) £203.96
32-391DS Class 37/7 37756 Railfreight coal sector (DCC Sound Fitted) (Bac) £203.96



R3392TTS Class 40 40164 in BR blue - TTS sound fitted - Railroad Range (Hor) (list £89.99) BARGAIN £69
32-065 Class 43 North British (NBL) Warship D865 'Zealous' in BR Maroon Small Yellow Panel (Bac) £118.96
32-680 Class 45 45036 in BR Blue Split Centre Headcode (Bac) £101.96



R3393TTS Class 47 47033 in Railfreight Distribution - TTS sound fitted - Railroad Range (Hor) (list £89.99) BARGAIN £69



31-656 Class 47/0 47256 in BR Green Full Yellow Ends - weathered (Bac) £127.46



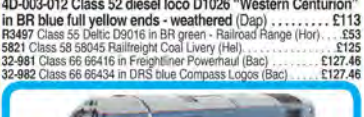
32-816 Class 47/3 47365 "Diamond Jubilee" in BR Railfreight Distribution Livery (Bac) (list £114.95) BARGAIN £72



31-660 Class 47/4 47436 in BR Large Logo Blue (Bac) £114.71



32-817 Class 47/7 47745 "Royal London Society For The Blind" in Rail Express Systems (Bac) (list £114.95) BARGAIN £72
4D-003-006 Class 52 diesel D1065 "Western Consort" in BR maroon small yellow panels (Dap) £119
4D-003-010 Class 52 diesel loco D1010 "Western Campaigner" in BR blue full yellow ends (Dap) £109



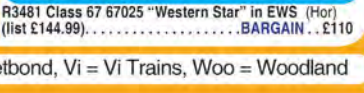
4D-003-012 Class 52 diesel loco D1026 "Western Centurion" in BR blue full yellow ends - weathered (Dap) £113
R3497 Class 55 Deltic D8016 in BR green - Railroad Range (Hor) £53
5821 Class 58 58045 Railfreight Coal Livery (Hel) £125
32-981 Class 66 66416 in Freightliner Powerhaul (Bac) £127.46
32-982 Class 66 66434 in DRS blue Compass Logos (Bac) £127.46



R3268 Class 67 67003 in Arriva Trains Wales (Hor) (list £139.99) BARGAIN £112



R3388TTS Class 67 67004 "Cairn Gorm" in Caledonian Sleeper - TTS sound fitted (Hor) (list £169.99) BARGAIN £144



R3481 Class 67 67025 "Western Star" in EWS (Hor) (list £144.99) BARGAIN £110

Visit

www.hattons.co.uk/hm

19,000+ items available
with live stock information

4D-006-002 Class 73 electro-diesel 73124 BR blue full yellow ends (Dap) £119.51
OLIV003 Class 73/1 73141 "Charlotte" In First GBRI purple - Olivias
Trains limited edition (Dap) £140
OLIV001 Class 732 73207 Gatwick Express - Olivias Trains limited edition (Dap) £140



31-995 Class D/16 LMS 10000 in BR Brunswick Green
Lined Orange & Black (Bac) £101.96



4010- English Electric DP2 prototype in BR Brunswick green
(as per 1962 to May 1965) (Hel) (list £129.95) BARGAIN ... £75



4011- English Electric DP2 prototype in BR two-tone green (as
per 1965 until withdrawal in 1967) (Hel) (list £129.95) BARGAIN £70

Electric locos



R3374 Class 71 71012 in BR Blue (Hor) £127.50



R3373 Class 71 E5001 in BR Green (Hor) £127.50



R3376 Class 71 E5022 in BR Green no yellow ends (Hor) £127.50



31-677 Class 85 (AL5) Bo-Bo Electric E3056 in BR Blue
single pantograph. (Bac) (list £139.95) BARGAIN ... £79



R3350 Class 90 90029 in DB Schenker (Hor) (list £89.99) BARGAIN ... £49



R3480 Class 92 92016 "Brahms" in Railfreight grey EWS
'Beastie' vinyls (Hor) (list £89.99) BARGAIN ... £52



9001 Metropolitan Bo-Bo electric 9 "John Milton" in
Metropolitan (Hel) £107

DMUs



32-287 Class 101 2 Car DMU in BR blue & grey
"Cambridge/Norwich" (Bac) £135.96
32-286 Class 101 2 Car DMU in BR green small yellow warning panel
"Shrewsbury/Aberystwyth" (Bac) £135.96
32-285 Class 101 2 Car DMU in BR green speed whiskers "Newcastle"
Middlesbrough" (Bac) £135.96



31-535 Class 105 Cravens 2 Car DMU in BR blue full yellow
ends (Power Twin Unit) (Bac) (list £119.95) BARGAIN ... £78



32-905^ Class 108 2-car DMU in BR blue & grey full
yellow ends (Bac) (list £139.95) BARGAIN ... £72.50



32-912 Class 108 3 Car DMU in BR blue full yellow
ends (Bac) (list £169.95) BARGAIN ... £86



8920 Class 128 DPU 55991 in BR blue yellow ends
'Parcels Service' (Hel) (list £119.95) BARGAIN ... £59



8923 Class 128 DPU 55991 in Royal Mail Letters red (Hel)
(list £119.95) BARGAIN ... £59



8921 Class 128 DPU 55992 in Royal Mail Letters red (Hel)
(list £119.95) BARGAIN ... £59



8993 Class 128 DPU in BR Blue full yellow ends and Midland
style fronts M55990 (Hel) (list £119.95) BARGAIN ... £52



8992 Class 128 DPU in BR Blue small yellow panels and
Midland style fronts M55990 (Hel) (list £119.95) BARGAIN £52



8991 Class 128 DPU in BR green small yellow panels &
Midland style fronts M55989 (Hel) (list £119.95) BARGAIN £69



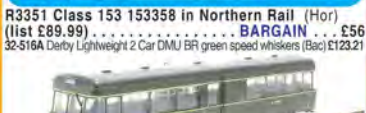
8990 Class 128 DPU in BR green speed whiskers and
Midland style fronts M55987 (Hel) (list £119.95) BARGAIN £69



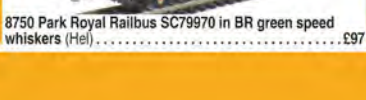
8922 Class 128 DPU W55992 in BR blue yellow ends & no branding
'Scooby Dod' - weathered (Hel) (list £129.95) BARGAIN ... £59



R3351 Class 153 153358 in Northern Rail (Hor)
(list £89.99) BARGAIN ... £56



32-516A Derby Lightweight 2 Car DMU BR green speed whiskers (Bac) £123.21



8750 Park Royal Railbus SC79970 in BR green speed
whiskers (Hel) £97

EMUs

8704 Railbus W&M E79962 in green large yellow panel -
weathered. (Hel) (list £129.95) BARGAIN ... £79
8802 Railcar W79977 in BR dark green small yellow warning panels &
white cab roofs (Hel) £94



R3340 Class 2-HAL 2 Car EMU 2603 in BR green full
yellow ends (Hor) (list £130.25) BARGAIN ... £62



R3260 Class 2-HAL 2 car EMU 2653 in SR green (Hor)
(list £130.25) BARGAIN ... £104



R3341 Class 2-HAL 2 Car EMU 2677 in BR blue (Hor)
(list £130.25) BARGAIN ... £62



R3341A Class 2-HAL 2623 2 car EMU in BR blue (Hor)
(list £134.99) BARGAIN ... £62



31-031 Class 350/2 Desiro 4 Car EMU 350 238 in London
Midland (Bac) (list £189.95) BARGAIN ... £118



R3215 Class 373 Eurostar 4 car EMU in new (post-2014)
Eurostar (Hor) (list £169.99) BARGAIN ... £94



R3259 Class 401 2-BIL 2 car EMU in BR blue - As
preserved at the NRM (Hor) (list £130.25) BARGAIN ... £74



31-375 Class 416 2-car EPB EMU in BR blue (Bac)
(list £124.95) BARGAIN ... £72



31-266 Class 419 Motor Luggage Van (MLV) in BR Southern
Region green yellow panel (Bac) (list £104.95) BARGAIN ... £64



31-577 Windhoff MPV Multi-Purpose master and slave
units in 'Railtrack' (Bac) (list £148.95) BARGAIN ... £79

Train sets - analogue



R1151 Caledonian Belle trainset 0-4-0 steam loco in blue 4
wheel coach & open wagon (Hor) (list £49.99) BARGAIN ... £35



R1167 Flying Scotsman Train Set 3 x LNER coaches (loco has 3-pole
motor) (Hor) £120



30-130 Military Manoeuvres train set (Bac) NEW ... £144.45

Train sets - DCC

R1155 Pendolino trainset 390004 in Virgin Trains
"Alstom Pendolino" branding (Hor) £130



R1173 e-Link DCC Western Master train set GWR Class 2721
steam loco & 3 wagons (Hor) (list £159.99) BARGAIN ... £99



R1172 e-Link Majestic train set A1 Pacific Peppercorn Class in
Experimental blue & BR Class 47 (Hor) (list £299.99) BARGAIN £230



R1126 Mixed Freight DCC digital train set Class 08 0-6-0
BR diesel electric loco, steam loco & 4 wagons (Hor)
(list £229.99) BARGAIN ... £135



R1125 Somerset Belle train set Class 3F 0-6-0 S&DJR 0-6-0 steam
loco & 3 wagons - DCC control (Hor) (list £179.99) BARGAIN £115



30-049 The Permanent Way train set Digital Sound (Bac) NEW £233.70



R1184 Western Express digital train set eLink TTS sound
Hall steam loco (Hor) (list £299.99) BARGAIN ... £125

Coaches



R4677 57' non-corridor brake third 20724 in LMS
crimson (Hor) (list £40.25) BARGAIN ... £27



R4677A 57' non-corridor brake third 20725 in LMS crimson (Hor)
(list £40.25) BARGAIN ... £27



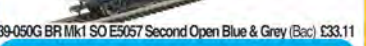
R4691 57' non-corridor brake third M20787M in BR maroon (Hor) £35



R4658 57' non-corridor composite M16623M in BR crimson (Hor)
(list £40.25) BARGAIN ... £27



R4719 58' Maunsell Rebuilt (Ex LSWR 48) six compartment
brake composite 6404 in SR olive green (Hor) NEW £32.50



R4718 58' Maunsell Rebuilt (Ex LSWR 48) six compartment brake third
2626 in SR olive green (Hor) NEW £32.50



39-506G BR Mk1 SO E5057 Second Open Blue & Grey (Bac) £33.11



39-311A BR Mk1 SP Pullman Second Parlour Grey & Blue
(With Lighting) (Bac) (list £48.95) BARGAIN ... £26



39-200C BR Mk1 Super BG Full Brake RES -
Weathered (Bac) (list £39.95) BARGAIN ... £18

Prices valid until 13/10/15

Orders received after this date for products that have increased in price will be given a refund

34-128 Collect 60% 1st/3rd composite 7318 GWR chocolate & cream (Bac) £24.61
 R4606 Ex-LMS 50' full brake M31176M BR blue (Hor) (list £35.99) **BARGAIN** £22



39-778 ex-LMS 50' inspection saloon DM45029 in EWS maroon and gold (Bac) £50.96
 39-777A ex-LMS 50' inspection saloon M45030M BR blue & grey (Bac) £50.96



39-779 ex-LMS 50' inspection saloon M45035M in BR maroon (Bac) £50.96



R4531C Gresley 61' 6" full brake in BR maroon (Hor) (list £49.99) **BARGAIN** £35

R4648 Gresley suburban composite E38097E BR Maroon (Hor) (list £40.25) **BARGAIN** £26

R4648 Gresley suburban First Class E81035E BR Maroon (Hor) (list £40.25) **BARGAIN** £26

39-460 LMS 57 1/2 Portford Corridor Brake 3rd BR crimson & cream (Bac) £33.96

39-465A LMS 63 Portford Corridor composite M24659M in BR crimson & cream - weathered (Bac) **NEW** £38.21

R1167 Coaches LNER Teak Coaches (unboxed) - Pack of 3 (Hor) £39


39-187 Mk1 BG full brake 95310 in BR blue (Bac) £33.11



R4698 Mk1 BG full brake E80534 in BR crimson & cream (Hor) (list £29.99) **BARGAIN** £16



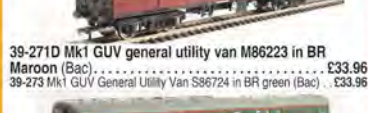
39-175E Mk1 BG full brake in BR blue & grey (Bac) £33.96



R4699 Mk1 BG full brake S80926 in BR green (Hor) (list £29.99) **BARGAIN** £16



R4707 Mk1 BSK brake second corridor E34010 in BR crimson & cream (Hor) (list £29.99) **BARGAIN** £16



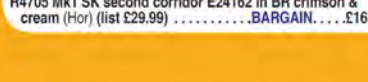
R4713 Mk1 BSK brake second corridor S34613 BR green (Hor) (list £29.99) **BARGAIN** £16



R4710 Mk1 BSK brake second corridor W34290 in BR chocolate & cream (Hor) (list £29.99) **BARGAIN** £16



R4706 Mk1 CK composite corridor E15058 in BR crimson & cream (Hor) (list £29.99) **BARGAIN** £16



R4712 Mk1 CK composite corridor S15913 BR green (Hor) (list £29.99) **BARGAIN** £16

R4709 Mk1 CK composite corridor W15061 in BR chocolate & cream (Hor) (list £29.99) **BARGAIN** £16

39-271D Mk1 GUV general utility van M86223 in BR Maroon (Bac) £33.96

39-273 Mk1 GUV General Utility Van S36724 in BR green (Bac) £33.96

39-262B Mk1 RMB Miniature Buffet S1851 in BR green (Bac) £33.96

39-261B Mk1 RMB Miniature Buffet W1816 in BR Maroon (Bac) £33.96

39-105 Mk1 RU restaurant car W1900 in BR crimson & cream (Bac) £33.96

R4705 Mk1 SK second corridor E24162 in BR crimson & cream (Hor) (list £29.99) **BARGAIN** £16

R4711 Mk1 SK second corridor S24316 BR green (Hor) (list £29.99) **BARGAIN** £16



R4708 Mk1 TSO second open M4487 BR maroon (Hor) (list £29.99) **BARGAIN** £16

R4644A Mk1 TSO second open W4760 in BR chocolate & cream (Hor) (list £24.99) **BARGAIN** £16

39-360C Mk2A TSO tourist second open W5316 in BR blue & grey (Bac) £38.21

R4618 Mk2E BSO brake second open 95504 BR intercity (Hor) (list £24.99) **BARGAIN** £17



R4704 Mk2E BSO brake second open 9507 in Virgin Trains red/black - lights (Hor) (list £24.99) **BARGAIN** £19

R4612A Mk2E BSO brake second open M9495 in BR blue & grey - lights (Hor) (list £29.99) **BARGAIN** £19



R4617A Mk2E FO first open 3221 in BR intercity (Hor) (list £24.99) **BARGAIN** £17

R4617 Mk2E FO first open 3234 in BR intercity (Hor) (list £24.99) **BARGAIN** £17

R4611A Mk2E FO first open W3245 in BR blue & grey - lights (Hor) (list £29.99) **BARGAIN** £19



R4702A Mk2E TSO standard open 5787 in Virgin Trains red/black - lights (Hor) (list £24.99) **BARGAIN** £31

R4702 Mk2E TSO standard open 5801 Virgin Trains red/black - lights (Hor) £31

R4655 Mk3 DVT driving van trailer 82146 in DB Schenker silver (Hor) (list £42.99) **BARGAIN** £26



R4597 Mk3 SLEP Sleeper 10601 in First Great Western Night Riviera (Hor) (list £28.49) **BARGAIN** £17

R4730 Mk3 TFO trailer first open W41003 in BR blue & grey (Hor) £27

R4730A Mk3 TFO trailer first open W41004 in BR blue & grey (Hor) £27



R4595 Mk3 TGS trailer guard second E44037 in BR blue & grey - lights (Hor) (list £35.49) **BARGAIN** £20

R4729 Mk3 TRFB trailer buffet W40001 in BR blue & grey (Hor) £27

R4603 Mk3 TRUB restaurant buffet W40008 in BR blue & grey (Hor) (list £28.49) **BARGAIN** £16

R4732 Mk3 TSO trailer second open W40002 in BR blue & grey (Hor) £27

R4732A Mk3 TSO trailer second open W42004 in BR blue & grey (Hor) £27



R4665A Mk4 FO first open 11324 in East Coast (Hor) (list £28.49) **BARGAIN** £14

R4665 Mk4 FO first open 11424 in East Coast (Hor) (list £28.49) **BARGAIN** £14

R4667 Mk4 RFM Restaurant Buffet 10328 East Coast (Hor) (list £28.49) **BARGAIN** £14

R4666 Mk4 TSO second open 12219 East Coast (Hor) (list £28.49) **BARGAIN** £14

R4666C Mk4 TSO second open 12403 East Coast (Hor) (list £28.49) **BARGAIN** £14

R4676 Pack of 3 Mk3 coaches in BR blue & grey (Hor) (list £99.99) **BARGAIN** £54

R4663 Pullman First Class Kitchen Car - K-Type Pullman Car (Hor) (list £49.99) **BARGAIN** £33

R4664 Pullman First Class Parlour Car - K-Type Pullman Car (Hor) (list £49.99) **BARGAIN** £33

R4662 Pullman Third Class Brake Parlour Car - K-Type Pullman Car (Hor) (list £49.99) **BARGAIN** £33

R4660 Pullman Third Class Kitchen Car - K-Type Pullman Car (Hor) (list £49.99) **BARGAIN** £33



R4661 Pullman Third Class Parlour Car - K-Type Pullman Car (Hor) (list £49.99) **BARGAIN** £33

Wagons

38-575A 10 Ton Fish Van LNER Brown (Bac) £16.11



38-030B Pack of 4 100 tonne HHA bogie hopper wagon in Freightliner Heavy Haul sliding end door (Bac) (list £159.80) **BARGAIN** £130



37-554C 104 Tonne glw HTA Bulk Coal Hopper Wagon EWS Weathered (Bac) £39.06

38-775 14 Ton Tank Wagon 'Benzene' (Bac) £17.81

37-378 16 ton pressed end door steel mineral wagon in BR grey (Bac) £11.01

37-225H 16 Ton steel mineral wagon top flap doors BR grey - weathered (Bac) £14.04

38-777 20 Ton Tank Wagon 'Esso' (Bac) £17.81



R6769 20 Ton Tank Wagon Industrial Alcohol (Hor) **NEW** £13

38-776 20 Ton Tank Wagon 'Shell BP' (Bac) £17.81

38-144 29 ton VDA sliding door box van BR Railfreight - weathered (Bac) £21.21



4F-016-012 4-wheel banana van B881724 in BR red - weathered (Dap) **NEW** £10.50

4F-031-001 6 wheel milk tanker 'SR United Dairies' (ex-B687) (Dap) £11



38-150A Megapack of 8 80 tonne glw BDA bogie bolster wagon in Loadhaul (Bac) (list £191.60) **BARGAIN** £112

38-150A Single (Bac) (list £23.95) **BARGAIN** £15

38-150A Pack of 4 (Bac) (list £95.80) **BARGAIN** £58

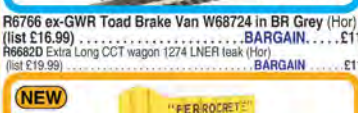


4F-020-011 Ale Wagon GWR 38622 (Dap) **NEW** £9.50

R6728 BR (ex LMS) Horse box M42367M BR crimson (Hor) (list £19.99) **BARGAIN** £12

R6759 BR Blue Spot Fish Van - Blue Livery (Hor) (list £12.99) **BARGAIN** £8.50

R6762 BR Insulated Van (Ex Fish Van) - Weathered (Hor) (list £14.99) **BARGAIN** £8.50



R6724 Drax 102t biomass hopper in Drax 'powering tomorrow' - Produced for Drax power station - Limited to 1000 - Available only from Hatton's (Hor) £83

R6723 Drax 102t biomass hopper in Drax 'Swoosh' - Produced for Drax power station - Limited to 1000 - Available only from Hatton's (Hor) £83



R6766 ex-GWR Toad Brake Van W68724 in BR Grey (Hor) (list £16.99) **BARGAIN** £11

R6682D Extra Long CCT wagon [274 LNER leak (Hor) (list £19.99) **BARGAIN** £11

NEW

4F-013-023 Gunpowder Van Ferrocrete 262 (Dap) **NEW** £9.50

4F-013-024 Gunpowder Van Ferrocrete 262 Weathered (Dap) **NEW** £10.50

BARGAIN

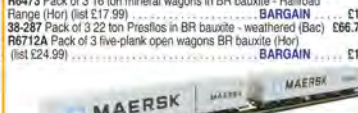
R6781 Hornby 2016 PGA wagon - Formerly exclusive to Hornby Collector's Club (Hor) (list £15) **BARGAIN** £7



R6727A Horse box 42442 in LMS maroon (Hor) (list £19.99) **BARGAIN** £12



B910C KQA/KTA Pocket wagon & container (Dap) £25.25



R6768 LMS Brake Van 730159 in LMS Bauxite (Hor) **NEW** £14

38-550A Midland 20T brake van M357897 BR Grey (with Duckets) (Bac) £23.76

R6473 Pack of 3 16 ton mineral wagons in BR bauxite - Railroad Range (Hor) (list £17.99) **BARGAIN** £12

38-287 Pack of 3 22 ton Prestiflow in BR bauxite - weathered (Bac) £66.73

R6712A Pack of 3 five-plank open wagons BR bauxite (Hor) (list £24.99) **BARGAIN** £15

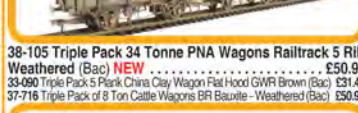


4F-044-001 Pack of two FEA-B container wagons in Freightliner - 640707 and 640708 (Dap) £31



4F-018-009 Salt Van L G W 153 (Dap) **NEW** £9.50

4F-018-010 Salt Van L G W 153 Weathered (Dap) **NEW** £10.50



4F-027-005 Silver Bullet NACCO/ECC 3367-7898047-8 (Dap) £23.80

4F-027-006 Silver Bullet NACCO/ECC 3367-7898102-8 (Dap) £23.80



R6767 SR Brake Van 55912 in SR Brown (Hor) **NEW** £14



38-105 Triple Pack 34 Tonne PNA Wagons Railtrack 5 Rib Weathered (Bac) **NEW** £50.96

38-090 Triple Pack 5 Plank Cattle Wagon Flat Hood GWR Brown (Bac) £31.41

37-718 Triple Pack of 8 Ton Cattle Wagons BR Bauxite - Weathered (Bac) £50.96



R6771 V Tank Wagon 'Mineral Industries Ltd' (Hor) **NEW** £21

38-130B YGH 'Seawood' ballast hopper in departmental olive green (Bac) £39.06

R6711 ZUV Shark brake van DB993748 Mainline blue (Hor) (list £16.75) **BARGAIN** £8



R8012 HM2000 High output power & speed controller, mains supply (Hor) £74



36-554 21-pin 3-function 2-sided 1A decoder back EMF for slow running (Bac) £12

36-557 21-pin E-Z Command 4-function 1A decoder back EMF (Bac) £14.50

36-557 Pack of 5 (Bac) (list £92.50) **BARGAIN** £70

X9659 4-pin decoder for Sentinels and Pickett locos (Hor) £10

DCC decoders

DCC27 8 & 21-pin 4-function 1A (1.8A peak) small OMNI decoder (measures 23 x 27 x 10mm) (Gau) £16

BPDC27 8 & 21-pin 4-function 1A (1.8A peak) small OMNI decoder (measures 23 x 27 x 10mm) x 5 (Gau) £71

R8249 Box of 6 8-pin 4-function 2-sided 0.5A (1A peak) decoder (Hor) £76

R8249 Single (Hor) £14

NEW

36-567 Nex18-Pin DCC decoder (Bac) **NEW** £18.65

BPDC29 OMNI 8 Pin Direct Plug Decoder (5 Pack) (Gau) £88

DCC accessory decoders

PC2 One Touch DCC Quad Point Controller x 4 (Tra) £32

DCC controllers

R8214 DCC Elite unit digital controller (Hor) £205

Want it DCC fitted?

www.hattons.co.uk/dccfitting

for more details

2D-018-004 Class 35 Hymek D7024 in BR green - weathered (Dap) £85

2D-018-004D Class 35 Hymek D7024 in BR green - weathered, DCC Fitted (Dap) £103
 371-455 Class 37 37251 in BR Blue (weathered) (Gra) £106.21
 371-166 Class 37/4 37406 'The Saltire Society' Railfreight Distribution (Gra) £89.21
 372-244 Class 47/7 47711 'Greyfriars Bobby' BR Blue Large Logo (Gra) £101.96



2D-003-008 Class 52 diesel loco D1000 "Western Enterprise" in BR maroon - weathered (Dap) (list £128.03) BARGAIN £79
 2D-003-009 Class 52 diesel loco D1012 "Western Firebrand" in BR maroon small yellow panels (Dap) (list £128.03) £79
 2D-003-009 Class 52 diesel loco D1045 "Western Vascoum" in BR maroon full yellow ends - weathered (Dap) (list £128.03) BARGAIN £79



2D-003-003 Class 52 diesel loco D1056 "Western Sultan" in BR maroon full yellow ends - weathered (Dap) (list £128.03) BARGAIN £79
 2D-003-004 Class 52 diesel loco D1058 "Western Nobleman" in BR blue full yellow ends (Dap) (list £128.03) £79



2D-003-010 Class 52 diesel loco D1062 "Western Courier" in BR Blue full yellow ends - weathered (Dap) (list £128.03) BARGAIN £79
 2D-003-006 Class 52 diesel loco D1068 "Western Consort" in BR maroon small yellow panels (Dap) (list £128.03) £79
 371-285 Class 55 Deltic D9007 "Pinza" in BR green (Gra) £93.46



2D-004-000D Class 56 diesel loco 56006 "Ferrybridge C Power Station" in Loadhaul black & orange. DCC Fitted (Dap) £134.70



371-357 Class 60 60057 "Adam Smith" in Railfreight coal sector triple grey (Gra) NEW £103.66
 371-635 Class 70 Powerhaul 70006 Freightliner (Gra) £82.50



2D-019-004 Class 43 HST Book Set in Intercity Swallow - 43075, 43106 & two Mk 3 coaches (Dap) £135

371-511 Class 101 3-car DMU in BR blue & grey (Gra) £118.96



2D-009-000 Class 121 single car DMU "Bubble car" W55022 in BR green small yellow warning panel (Dap) £90
 2D-015-001 Class 122 diesel railcar V55000 BR green speed whiskers (Dap) £98



371-330 Class 150/1 150128 in First Great Western (Gra) NEW £131.71



371-329 Class 150/2 150247 in BR Super Sprinter - weathered (Gra) £144.46



2D-021-002 Class 156 2-car DMU 156419 in BR provincial Super Sprinter branding (Dap) £95
 371-483 Class 170/4 3-car DMU 170434 in ScotRail saltire (Gra) (list £164.95) £100

371-702 Class 350/1 Desiro 4-car EMU 350 101 in London Midland (Gra) (list £169.95) £99

371-701 Class 350/2 Desiro 4-car EMU 350 238 in London Midland (Gra) (list £169.95) £99

Train sets - analogue



370-130 "The Night Mail" train set Class 47 and Mk1 post coaches (Gra) £169.96

Coaches



2P-003-001 B Set Coach Twin Pack BR W6936W & W6937W (Dap) £22.78
 2P-003-000 B Set coach twin pack GWR crest (Dap) £22.78
 374-191 BR Mk1 BCK Brake Second Corridor AD897109 Departmental yellow (Gra) £24.61
 374-055E BR Mk1 SK Second Corridor M24032 in Blue & Grey (Gra) £25.46
 374-091B BR Mk1 TPO in Post Office red (Gra) £33.26
 374-591 Bullied 3-Coach Set BR (SR) Green (Gra) £76.46
 2P-000-203 Collett Coach BR Brake Composite Maroon W6476 (Dap) NEW £19.89
 2P-000-202 Collett Coach BR Brake Composite Maroon W6538 (Dap) NEW £19.89
 2P-000-003 Collett Coach BR Maroon Composite W7032 (Dap) NEW £19.89
 2P-000-104 Collett Coach BR Second Maroon W1082 (Dap) NEW £19.89
 2P-000-105 Collett Coach BR Second Maroon W1104 (Dap) NEW £19.89
 2P-012-483 Maunsell Coach 3rd Class BR SR Green 823 (Dap) £22.87



2P-012-354 Maunsell Coach BR Brake 3rd Class SR Green 4482 (Dap) £22.87
 2P-012-453 Maunsell Coach BR Composite Class SR Green 5150 (Dap) £22.87



2P-012-252 Maunsell SR Lined Green 6 coach set (Dap) £111
 374-416 Southern PL Passenger Luggage Van BR (SR) Green (Gra) £20.36

Wagons

2F-038-025 20T Steel Mineral wagon "Margam" (Dap) NEW £10.50
 2F-034-042 20T Hopper BR E289585 K (Dap) NEW £11.50
 2F-034-050 21T Hopper BR E289585 K Weathered (Dap) NEW £10
 2F-019-007 Blue Spot Fish Van (white) E87351 (Dap) NEW £9
 2F-019-006 Blue Spot Fish Van (white) E87675 (Dap) NEW £9
 2F-019-005 Blue Spot Fish Van (white) E87894 (Dap) NEW £9
 2F-019-008 Blue Spot Fish Van (white) E87948 (Dap) NEW £9
 2F-000-010W Gropius BR Black D890438 weathered (Dap) NEW £13
 2F-013-034 Gunpowder Van Blue Circle 174 Weathered (Dap) NEW £9.50

DCC decoders

DCC23 6-pin 2-function 1A (2A peak) decoder (suitable for N gauge) (Gau) £24



36-558A 6-pin 2-function decoder (suitable for OO & N gauge locos and use on analogue track) (Bac) £15.26
 36-558A 6-pin E-Z Command 90 degree right-angled decoder for GF Jinty (DC Compatible) (Bac) £14.54
 DCC26 8-pin 4-function 1A (1.5A peak) small OPTI decoder (Gau) £13

Lighting equipment

NC040b Light Bar coach lighting unit for older coaches (Collett coaches Plug&Play) (Dap) £8

SL-311 Insulated Rail Joiners/Fishplates for N & O09 gauge (12 per pack) (Pec) £1.50
 SL-310 Rail Joiners/Fishplates for N & O09 gauge (24 per pack) (Pec) £2

Signals

2L-001-001 Signal - Motorised, GWR home lower quadrant (ex-NSIGN1) (Dap) £22
 2L-002-001 Signal - Motorised, LMS home upper quadrant (ex-NSIGN3) (Dap) £22

Buildings - general

42-199 Oakworth Station building (Gra) NEW £28.01

Track - Code 80 Setrack

ST-11 Double straight track (Pec) £1.50
 ST-17 N Setrack No3 radius double curve (B form a circle) 298.5mm/11.75" radius (Pec) £2
 ST-12 No.1 radius double curve (Pec) £1.50
 ST-15 No.2 radius double curve (Pec) £1.50
 ST-6 Setrack left hand point insulfrog (Pec) £8.50



Track - Code 80 Streamline

SL-302 1 yard (91.5cm) length of Concrete Sleeper Nickel Silver Flexible track (Pec) £3
 SL-302 Pack of 25 (Pec) £64



SL-300 Pack of 25 1 yard (91.5cm) length of Wooden-Sleeper Nickel Silver Flexible track (Pec) £64
 SL-300 Single (Pec) £3
 SL-E399 Left hand large point electrofrog (Pec) £10
 SL-E396 Left hand medium point electrofrog (Pec) £9
 SL-396 Left hand medium point insulfrog (Pec) £9
 SL-388 Right hand large point insulfrog (Pec) £10
 SL-E395 Right hand medium point electrofrog (Pec) £9
 SL-395 Right hand medium point insulfrog (Pec) £9

Track - Code 55 Finescale

SL-300F 1 yard (91.5cm) length of Finescale Nickel Silver Flexible Wooden Sleeper track (Pec) £3
 SL-300F Pack of 30 (Pec) £84
 SL-E396F 3-way finescale turnout (Pec) £26
 SL-E387F Finescale curved double radius left hand point electrofrog (Pec) £11
 SL-E387F Finescale curved double radius right hand point electrofrog (Pec) £11
 SL-E390F Finescale double slip electrofrog (Pec) £35
 SL-E389F Finescale left hand large point electrofrog (Pec) £11
 SL-E396F Finescale left hand medium point electrofrog (Pec) £10



SL-E392F Finescale left hand small point electrofrog (Pec) £9
 SL-E388F Finescale right hand large point electrofrog (Pec) £11
 SL-E395F Finescale right hand medium point electrofrog (Pec) £10
 SL-E391F Finescale right hand small point electrofrog (Pec) £9
 SL-E383F Finescale scissors crossover electrofrog (Pec) £38
 SL-E397F Finescale Y Point, Electrofrog (Pec) £11

Track underlay

GM201 Flexible grey ballasted N gauge underlay real granite stone (Gau) £18

1:72 Scale

Military ground vehicles

A50178 Battle Of The Somme Centenary Gift Set (Air) (list £29.99) NEW BARGAIN £25.49

O Gauge (1:43 Scale)

Diesel locos

4202 Class 42 Warship D669 "Zest" BR maroon small yellow panels (Hel) £550
 £550 Class 53 D0260 "Falcon" in original lime green cast crest (Hel) £550
 6000 Class 60 diesel in Railfreight triple grey (Supplied un-numbered separately, waterside numbers, sector emblems and, a selection of nameplates.) (Hel) £499

DMUs

8891 AC Cars Railbus W79977 in BR dark green small yellow panels (Hel) £400

Coaches

4913 BR Mk1 SO 2nd open in chocolate & cream (Hel) £250
 4911 BR Mk1 SO 2nd open in maroon (Hel) £250
 4952 Mk1 BG full brake in BR blue and grey (Hel) £250

Wagons

1040 200x VAA sliding door van in BR auxite - early (Hel) £63



7F-051-022 5 Plank Edward R Cole (Dap) NEW £37.75
 7F-051-022W 5 Plank Edward R Cole Weathered (Dap) NEW £37.75
 7F-031-000 6-wheel milk tanker in 'United Dairies' (Dap) £62

Track - Code 124 Bullhead Streamline



SL-700BH Box of 12 1 Yard O Gauge Flexible Nickel Silver Track (Bullhead Nickel Silver Rail) (Pec) £73
 SL-700BH Single (Pec) £6.50
 SL-E787BH Left hand O gauge curved turnout (Pec) £50



SL-E792BH Left hand point bullhead rail and electrofrog (Pec) £39
 SL-E791BH Right hand point bullhead rail and electrofrog (Pec) £39

Cars

VA09519 Corgi 60th - Ford Escort Mk1 Mexico, Diamond White (Cor) £13



VA05808 Corgi 60th - Morris Minor 1000, Highway Yellow (Cor) NEW £13
 VA06519 Corgi 60th - Rover P6 3500 VIP, Brasília (Cor) NEW £13
 VA11113 Land Rover Series 1 80", 1st Battalion, The Gloucestershire Regiment, Korea, 1951 (Cor) NEW £22
 VA05408 Morris Oxford Series VI, Deep Pink (Cor) NEW £22
 43RRP3001 Rolls Royce Phantom III SdV HJ Mulliner Black (Oxf) £20
 VA14005 Vauxhall Carlton 2.0i, West Mercia Constabulary (Cor) NEW £23

G Scale

Track & Points

10005 1.5m rail section for creating flexible track (LGB) £10
 10005 Pack of 20 (LGB) £200

Any or Multiple Scales

Analogue controllers



COMBI Combi 12v 1Amp Single Track Controller Transformer (Gau) £30
 DS Double power controller brake simulator (Gau) £119



D Double/Twin track power controller (Gau) £69
 Q Quadruple 4 circuit power controller (Gau) £130

Analogue power supplies

M1 Transformer Output 2 x 16v AC 1A (Gau) £37

Analogue point control

CDU Capacitor Discharge Unit (Gau) £11
 PLS-100 SmartSwitch Set for 4 servo control & operation, switches, control board & digital readout for Analogue operation (Pec) £54
 PL-15 Twin Microswitch (Pec) £7

DCC decoders



DCR-21PIN-Direct Box of 10 21-pin 4-function 1.1Amp direct plug decoder back EMF (Hat) £110
 DCR-21PIN-Direct Single (Hat) £12
 DCR-21PIN-Direct Box of 5 (Hat) £57



DCR-8PIN-HarnessMini Box of 10 8-pin (harness) 2-function 1.1Amp small & thin decoder back EMF (Hat) £99
 DCR-8PIN-HarnessMini Single (Hat) £11
 DCR-8PIN-HarnessMini Box of 5 (Hat) £50
 36-553 8-pin 3-function 0.75A decoder back EMF (Bac) £15.50



DCR-8PIN-Direct Box of 10 8-pin compact direct 4-function 1.1Amp decoder back EMF (Hat) £105
 DCR-8PIN-Direct Single (Hat) £13
 DCR-8PIN-Direct Box of 5 (Hat) £59

DCC controllers



50200 EcoS Command Station DCC controller full colour LCD touch screen & dual controllers motorised dials & easy CV (ESU) £509
 36-507 EZ Command Dynamics system - Additional handset (Bac) £64.13



524-042 NCE Power Cab 2 Amp DCC controller (NCE) £136
 DCC14 Prodigy Advance 2 Backlit Walkaround controller (Gau) £99
 DCC01 Prodigy Express Package. Can be extended the DCC13 Walkaround or DCC51 Wireless (Gau) £124
 524-037 SBS Smart Booster Entry level SA DCC system for use Power Cab controller (NCE) £144

DCC accessories



4A-001-001 DCC Signal controller for 2 signals (all scales) (Dap) £24

PL-10WE High performance turnout point motor extended pin (Pec) £6
 PL-10 Point Motor (Switch Machine) (Pec) £6
 PL-10 Bag of 6 (Pec) £34



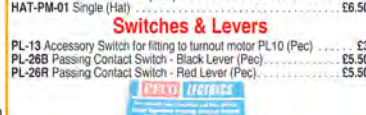
PL-10E Bag of 6 Point Motor Extended Pin (use PL-9) (Pec) £34
 PL-10E Single (Pec) £6
 PM-2 Seep point motor (Gau) £3.50
 PM-4 Seep point Motor Self Latching Switch (Gau) £5



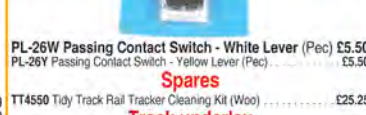
PM-1 Seep point motor accessory switch (Gau) £4
 PL-11 Sidesurface mounted point motor (Pec) £7.50



HAT-PM-01 Pack of 6 Solenoid point motor including pin extension and 2-way arm for use points and signals. Exclusive to Hatton's (Hat) £35
 HAT-PM-01 Single (Hat) £6.50



PL-13 Accessory Switch for fitting to turnout motor PL10 (Pec) £3
 PL-26B Passing Contact Switch - Black Lever (Pec) £5.50
 PL-26R Passing Contact Switch - Red Lever (Pec) £5.50



PL-26W Passing Contact Switch - White Lever (Pec) £5.50
 PL-26V Passing Contact Switch - Yellow Lever (Pec) £5.50

PL-26W Passing Contact Switch - White Lever (Pec) £5.50
 PL-26V Passing Contact Switch - Yellow Lever (Pec) £5.50

PL-26W Passing Contact Switch - White Lever (Pec) £5.50
 PL-26V Passing Contact Switch - Yellow Lever (Pec) £5.50

CASH TODAY

Money for your secondhand locos & rolling stock

"I would just like to say how impressed and pleased I am with my selling experience with Hatton's. It was a smooth and efficient process from beginning to end."

Mr C Isgar, Dorset

"I was very pleased with the price offered by Hatton's and the simplicity of the service - I hope you find happy new owners for my locomotives"

Mr R Thompson, Surrey

Step 1

Contact us with your list of items

Email your list of items to:
preowned@hattons.co.uk

Post your list to:
17 Montague Road, Widnes, WA8 8FZ



Step 2

Our experienced staff **Review** your list

A **Valuation** is made of your items

We make you an **Offer**

(usually within 24 hours)



All brands purchased:

(including)



Step 4

We confirm the offer &

make **Payment**

Fast and secure with your choice of either
Cash - Bank Transfer - PayPal - Cheque



Step 3

Either **Send** us your items
Or we arrange to **Collect**, then **Check**
through the list



"I've bought from Hatton's for years and the trade-in service is just as efficient and friendly as usual - great service!"

Mr H Moorhouse, Lincoln













Book Law Publications

Incorporating –

Santona / Foxline & Runpast Publishing.
382 Carlton Hill, Nottingham. NG4 1JA
Tele 0115 961 1066 /Fax 01623 792704







Secure online orders - www.booklaw.co.uk

Book Law will be attending the (WIGAN Model Railway Exhibition) once again with a vast range of New - Recent & Bargain Book titles along with a large selection of DVD's. All at competitive prices.



North Eastern Sheds Vol 3 & 4	Each	£9.99
Tyneside Electrics Vol 1 & 2	Each	£9.99
5 Routes to Trent		£19.99
London's East End Diesels		£19.99
Gresley's Class P2 Locomotives		£22.50
Western Valley		£25.00
The Green Diesel Years		£22.50
Yorkshire Steam The Last Years		£19.99
LMS Turbomotive		£27.50
One Man & His Camera		£30.00
GWR Goods Train Working		£27.50
Motor Rail Ltd (SIMPLEX)		£22.50
Cuckoo Line		£16.95
BR The First 25 Years Vol 4 Sth West		£25.00
Southern Way No. 35		£14.95
Scottish Region Engine Sheds 63A - D		£9.99
D For Diesels Part 11		£9.99
Britains Least Used Stations		£30.00
London Local Trains		£15.00
Visions Of Barry Trains		£14.95
Southern Steam		£18.99
Bournemouth Belle		£12.95

With every purchase of the above titles we will enclose a 15% Voucher for future purchases



WIGAN 2016

MODEL RAILWAY EXHIBITION

INCORPORATING THE
NORTH WEST FESTIVAL OF
DIESEL & ELECTRIC LAYOUTS



BLACK COUNTRY BLUES by Staffordshire Finescale R.M.G.
Photograph by Andy York.

AT ROBIN PARK SPORTS & TENNIS CENTRE
LOIRE DRIVE, WIGAN, WN5 0UH
Saturday October 1st 10am to 5.30pm
Sunday October 2nd 10am to 4.30pm

ADULT ADMISSION £10 (INCLUDING FREE GUIDEBOOK)
ACCOMPANIED CHILDREN UNDER 16 FREE
DISCOUNTED ADVANCE TICKETS INCLUDING THE 4 for 3 TICKET AVAILABLE ON OUR WEBSITE



KEEP UP-TO-DATE VISIT
OUR WEBSITE AT
www.wiganfrm.org.uk

THE EXHIBITION IS SPONSORED BY



TTC DIECAST.COM

107 NOTTINGHAM ROAD, DERBY, 01332 343943 - MODEL RAILWAYS - MODEL BUSES - MODELS CARS - MODEL TRUCKS



Have you seen our prices?



Free delivery on all Bachmann locos until Christmas.



Code	Name	RRP	Our Price
30-049	The Permanent Way 1 x CI 20 (Sound), 2 coaches, DCC con' & track	£ 274.95	£ 233.70
30-625A	Virgin Voyager Extra Car	-	£ 25.19
31-003A/4A	Robinson CI 04 6184 LNER Black/63762 BR Black	£ 129.95	£ 110.46
31-030/1/2	CI 350 Desiro Silverlink / London Midland	£ 189.95	£ 161.39
31-088/9	3200 (Earl) CI 9028/3214 BR Black/GWR Green	£ 139.95	£ 118.96
31-119	BR St&ard CI 4MT 75035 BR Lined Black L/Crest Weathered	£ 159.95	£ 135.96
31-168/9	L&YR 2-4-2 Tank 10713 LMS / 50795 BR Lined	£ 109.95	£ 93.46
31-188	Jubilee 45565 'Victoria' BR Lined Green L/C Weathered	£ 164.95	£ 140.21
31-204/14	Patriot CI 5330 'Sir Frank Ree' LMS / 45538 'Giggleswick' BR Green	£ 164.95	£ 140.21
31-379	2EPB 2 Car EMU 5771 BR Green	£ 219.95	£ 186.96
31-426B/27B	4 CEP 4 Car EMU 7122 BR (SR) Green / 7106 BR Blue & Grey	£ 299.95	£ 254.96
31-433/4/5	Midland CI 1F 1739 LMS / 41803 BR Black/41803 BR Black	£ 95.95	£ 81.56
31-461A/62A	C CI 0-6-0 1294 Southern / 31227 BR Black	£ 124.95	£ 106.21
31-480/1	G2A 9376 LMS Black / 49106 BR Black	£ 119.95	£ 101.96
31-528A/31	CI A2 60529 'Pearl Diver' / 60536 'Trimbush' BR Lined Green L/C	£ 179.95	£ 152.96
31-614/5	V3 Tank 67646 BR black Late / 67690 BR Black Early	£ 129.95	£ 110.46
31-627B	CI 3F 3520 LMS Black Deeley Tender	£ 114.95	£ 97.71
31-654	CI 47/4 47576 'Kings Lynn' Network SouthEast	£ 134.95	£ 114.71
31-656/9	CI 47 47256 BR Green Wthrd / 47001 BR Blue Wthrd	£ 149.95	£ 127.46
31-659DS	CI 47 47001 BR Blue (DCC Sound)	£ 239.95	£ 203.96
31-660	CI 47/4 47436 BR Blue Large Logo	£ 134.95	£ 114.71
31-677/9	Type AL5 Electric E3056 BR Blue / E3095 BR Electric Blue	£ 134.95	£ 114.71
31-679	Type AL5 Electric E3095 BR Electric Blue Small Yellow Panel	£ 134.95	£ 114.71
31-728	GWR 3700 CI 3708 'Killarney' Great Western	£ 139.95	£ 118.96
31-883	Midland CI 4F 3848 Midland Black Crest	£ 114.95	£ 97.71
31-884	Midland CI 4F 44044 BR L/C Weathered	£ 124.95	£ 106.21
31-980	BR St&ard CI 3MT Tank 82020 BR Green L/Crest Weathered	£ 139.95	£ 118.96
31-981	BR St&ard CI 3MT Tank 82021 BR Lined Black E/Emblem	£ 129.95	£ 110.46
32-034A	CI 20 20141 BR Green Full Yellow Ends Weathered	£ 114.95	£ 97.71
32-038DS	CI 20 20124 BR Blue Indicator Disks Weathered (DCC Sound)	£ 229.95	£ 195.46
32-044/5	CI 20 D8028 BR Green / 20118 'Saltburn-by-the-Sea' BR Railfreight	£ 109.95	£ 93.46
32-109	CI 08 08631 'Eagle' Network SouthEast	£ 99.95	£ 84.96
32-115B	CI 08 08818 BR Blue Wasp Stripes Weathered	£ 109.95	£ 93.46
32-119/20	CI 08 08907 DB Schenker / 13287 BR Plain Green	£ 99.95	£ 84.96
32-131	CI 45XX Prairie Tank 4539 Great Western Green	£ 99.95	£ 84.96
32-235	Fowler CI 3F 0-6-0 (Jinty) 47673 BR Black L/C Weathered	£ 95.95	£ 81.56
32-279A/81	K3 CI 1304 LNER Lined Black / 61862 BR Lined Black	£ 139.95	£ 118.96
32-285	CI 101 2 Car DMU BR Green with Speed Whiskers	£ 149.95	£ 127.46
32-287A	CI 101 2 Car DMU BR Blue & Grey Weathered	£ 169.95	£ 144.46
32-331	CI 25/1 25043 BR Green Full Yellow Ends Weathered	£ 109.95	£ 93.46
32-381N	CI 37/4 37418 EWS East Lancashire Railway LTD EDT	£ 139.95	£ 117.26
32-390	CI 37/7 37706 'Conidae' Railfreight Petroleum Sector	£ 129.95	£ 110.46
32-391DS	CI 37/7 37796 Railfreight Coal Sector (DCC Sound)	£ 239.95	£ 203.96
32-408	CI 25/3 25286 BR Blue Domino Head Code	£ 109.95	£ 93.46
32-575A	Ivatt CI 4MT 3000 LMS Black	£ 134.95	£ 114.71
32-680	CI 45 45036 BR Blue Split Centre Head Code	£ 119.95	£ 101.96
32-880/2	Fairburn 2-6-4 Tank 2278 LMS Wthrd / 42062 BR Lined Black	£ 129.95	£ 110.46
32-928	CI 150/1 2 Car DMU 150150 BR Sprinter Weathered	£ 189.95	£ 161.39
32-981/2	CI 66 66416 Freightliner / 66434 DRS Plain Blue	£ 149.95	£ 127.46

TTC DIECAST.COM

107 NOTTINGHAM ROAD, DERBY, 01332 343943 - MODEL RAILWAYS - MODEL BUSES - MODELS CARS - MODEL TRUCKS



MODEL RAILWAYS DIRECT

www.modelrailwaysdirect.co.uk

Model Railways Direct Ltd

Retail Unit 2,
Phoenix Way
Portishead,
Bristol, BS20 7GP

Tel 01275 774 224

sales@modelrailwaysdirect.co.uk

Opening Hours

10am - 5pm
Tuesday to Saturday
Closed Bank Holidays



OO GAUGE



Track & Accessories




Straight Track

R600	Standard Straight	£1.40	£1.20
R601	Double Straight	£2.20	£1.87
R603	Long Straight	£3.25	£2.77
R610	Short Straight	£1.15	.98
R618	Isolating Track	£6.10	£6.89
R620	Re-railer & Uncoupler	£5.15	£4.38



Power

R602	Power Connecting Clip	£1.99	£1.70
R8242	Digital Connecting Kit	£2.99	£2.55
R8201	Track Link Wire Pack	£5.99	£5.10
R8206	Power Track	£5.99	£5.10
R8241	Digital Power Track	£5.99	£5.10



Curved Track

R604	1st Radius Curve	£1.95	£1.66
R605	1st Radius Double Curve	£2.45	£2.09
R606	2nd Radius Curve	£1.65	£1.41
R607	2nd Radius Double Curve	£2.30	£1.96
R643	2nd Radius Half Curve	£1.45	£1.24
R608	3rd Radius Curve	£1.99	£1.70
R609	3rd Radius Double Curve	£2.65	£2.26
R8261	4th Radius Curve	£2.20	£1.87
R8262	4th Radius Double Curve	£3.10	£2.64
R628	Curve for use with Y Point	£2.15	£1.83




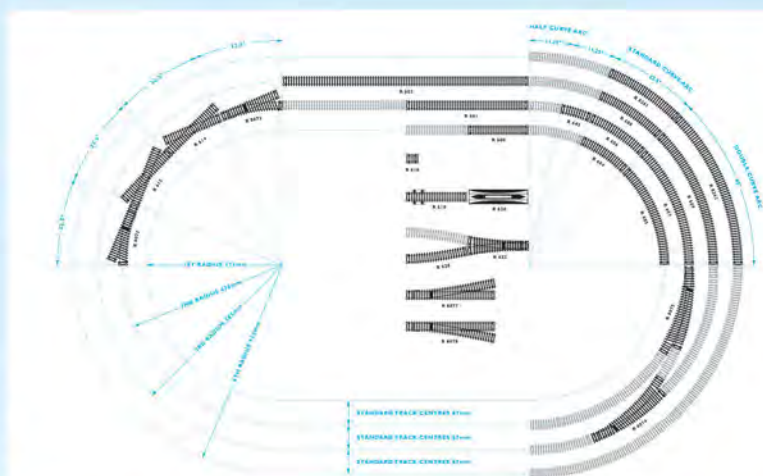
Points & Crossings

R8072	Left Hand Point	£9.60	£8.16
R8073	Right Hand Point	£9.60	£8.16
R8074	Left Hand Curved Point	£14.85	£12.63
R8075	Right Hand Curved Point	£14.85	£12.63
R8076	Y Point	£10.65	£9.06
R8077	Left Hand Express Point	£14.85	£12.63
R8078	Right Hand Express Point	£14.85	£12.63
R614	Left Hand Diamond Crossing	£10.99	£9.35
R615	Right Hand Diamond Crossing	£10.99	£9.35



Flexible Track

R621	Flexible Track	£3.20	£2.72
R8090	Semi-Flexible Track	£3.85	£3.28



Level Crossings

R636	Double Level Crossing	£23.75	£20.19
R645	Single Level Crossing	£14.65	£12.46
R8259	Automatic Level Crossing	£16.99	£14.45



Underlay

R626	Point Underlay Sheets (4)	£4.99	£4.25
R638	Underlay Roll (5m)	£12.45	£10.59

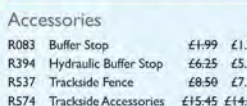


Hornby R8223
Track Extension Pack C
£20.40 £23.99
You Save 15%



Track Accessories

R207	Track Pins	£3.00	£2.55
R617	Uncoupling Ramp	£3.10	£2.64
R8087	Track Rubber	£2.45	£2.09
R8244	Uncoupler Unit	£3.15	£2.68
R910	Fishplates (12)	£2.49	£2.12
R920	Insulated Fishplates (12)	£1.55	£1.32



Accessories

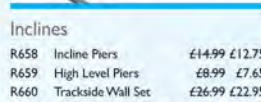
R083	Buffer Stop	£1.99	£1.70
R394	Hydraulic Buffer Stop	£6.25	£5.32
R537	Trackside Fence	£8.50	£7.23
R574	Trackside Accessories	£15.45	£14.93



Hornby R8217
Hornby TrakMat
Does not include track, train or accessories
£12.75 £14.99
You Save 15%



Hornby R8224
Track Extension Pack D
£31.45 £36.99
You Save 15%



Inclines

R658	Incline Piers	£14.99	£12.75
R659	High Level Piers	£8.99	£7.65
R660	Trackside Wall Set	£26.99	£22.95
R909	Elevated Track Support Set	£10.20	£8.67



Bridges & Viaducts

R180	3 Arch Viaduct	£21.99	£17.60
R189	Brick Bridge	£9.99	£8.00
R499	River Bridge	£18.99	£15.20
R657	Girder Bridge	£16.99	£13.60
R8008	Grand Suspension Bridge	£52.99	£42.40



Signals

R169	Home Junction Signal	£12.99	£10.40
R170	Distant Junction Signal	£12.99	£10.40
R171	Home Single Signal	£9.99	£8.00
R172	Distant Single Signal	£9.99	£8.00
R406	Colour Light Signal	£24.99	£20.00



Hornby R8221
Track Extension Pack A
£12.75 £14.99
You Save 15%



Hornby R8225
Track Extension Pack E
£17.00 £19.99
You Save 15%



Turntable

R070	Electrically Operated Turntable	£74.99	£63.75
------	---------------------------------	--------	--------



Hornby R8222
Track Extension Pack B
£21.25 £24.99
You Save 15%



Hornby R8226
Track Extension Pack F
£21.25 £24.99
You Save 15%

EXPORTS
VAT
FREE

FOR DELIVERIES OUTSIDE THE EU
WE WILL AUTOMATICALLY DEDUCT
VAT (20%) AND CALCULATE POSTAGE
CHARGES AT CHECKOUT.

Prices valid for 28 days from magazine publication date and are valid for pre-orders made on or before this date, all items are subject to availability. All items are in stock or on order at time of producing advertisement, payment (except PayPal) will not be taken until items are dispatched. We regret that we are not able to accept cheques. Prices shown include VAT at 20%. Errors excepted.



UK POSTAGE £3.99
(Flexible Track £7.95)

FAST, SECURE DELIVERY

Next Day delivery £7.95. Highlands, Islands are subject to a surcharge for large items and parcels over 1.8kg. Some oversize items may have to be shipped by courier. Postage charges are per shipment.



LIVE
STOCK
INFO





MODEL RAILWAYS DIRECT

www.modelrailwaysdirect.co.uk

Model Railways Direct Ltd

Retail Unit 2,
Phoenix Way
Portishead,
Bristol, BS20 7GP

Tel 01275 774 224

sales@modelrailwaysdirect.co.uk

Opening Hours

10am - 5pm
Tuesday to Saturday
Closed Bank Holidays



ANY SCALE



WOODLAND SCENICS®
The World Leader in Model Scenery



Fine Ballast **£3.83 £4.50**

WB70 Fine Ballast Iron Ore
WB71 Fine Ballast Dark Brown
WB72 Fine Ballast Brown
WB73 Fine Ballast Buff
WB74 Fine Ballast Light Grey
WB75 Fine Ballast Grey
WB76 Fine Ballast Cinders



Medium Ballast **£3.83 £4.50**

WB77 Medium Ballast Iron Ore
WB78 Medium Ballast Dark Brown
WB79 Medium Ballast Brown
WB80 Medium Ballast Buff
WB81 Medium Ballast Light Grey
WB82 Medium Ballast Grey
WB83 Medium Ballast Cinders
WB94 Medium Ballast Grey Blend **£7.02**



Coarse Ballast **£3.83 £4.50**

WB84 Coarse Ballast Iron Ore
WB85 Coarse Ballast Dark Brown
WB86 Coarse Ballast Brown
WB87 Coarse Ballast Buff
WB88 Coarse Ballast Light Grey
WB89 Coarse Ballast Grey
WB90 Coarse Ballast Cinders



Earth Colours Undercoat **£7.02 £8.25**

WC1228 Liquid Pigment Undercoat Green
WC1229 Liquid Pigment Undercoat Earth



Earth Colours **£5.53 £6.50**

WC1216 Liquid Pigment White
WC1217 Liquid Pigment Concrete
WC1218 Liquid Pigment Stone Grey
WC1219 Liquid Pigment Slate Grey
WC1220 Liquid Pigment Black
WC1221 Liquid Pigment Raw Umber
WC1222 Liquid Pigment Burnt Umber
WC1223 Liquid Pigment Yellow Ochre



Coal **£3.62 £4.25**

WB92 Coal Mine Run
WB93 Coal Lump



Fine Turf **£2.93 £3.40**

WT41 Fine Turf Soil
WT42 Fine Turf Earth
WT43 Fine Turf Yellow Grass
WT44 Fine Turf Burnt Grass
WT45 Fine Turf Green Grass
WT46 Fine Turf Weeds




Coarse Turf **£2.93 £3.40**

WT60 Coarse Turf Earth
WT61 Coarse Turf Yellow Grass
WT62 Coarse Turf Burnt Grass
WT63 Coarse Turf Light Green
WT64 Coarse Turf Medium Green
WT65 Coarse Turf Dark Green



Blended Turf **£5.63 £6.50**

WT49 Blended Turf Green Blend
WT50 Blended Turf Earth Blend



Underbrush **£4.28 £4.95**

WFC134 Underbrush Olive Green
WFC135 Underbrush Light Green
WFC136 Underbrush Medium Green
WFC137 Underbrush Dark Green
WFC138 Underbrush Forest Green
WFC139 Underbrush Forest Blend



Bushes **£4.28 £4.95**

WFC144 Bushes Olive Green
WFC145 Bushes Light Green
WFC146 Bushes Medium Green
WFC147 Bushes Dark Green
WFC148 Bushes Forest Green
WFC149 Bushes Forest Blend



Clump Foliage **£5.63 £6.50**

WFC682 Clump Foliage Light Green
WFC683 Clump Foliage Medium Green
WFC684 Clump Foliage Dark Green



Foliage **£4.28 £4.95**

WF51 Foliage Light Green
WF52 Foliage Medium Green
WF53 Foliage Dark Green
WF54 Foliage Conifer Green
WF55 Foliage Early Fall Mix
WF56 Foliage Late Fall Mix



Foliage Clusters **£7.65 £9.00**

WFC57 Foliage Clusters Light Green
WFC58 Foliage Clusters Medium Green
WFC59 Foliage Clusters Dark Green



Fine Leaf Foliage **£13.05 £15.25**

WFL130 Fine Leaf Foliage Dark Green
WFL131 Fine Leaf Foliage Medium Green
WFL132 Fine Leaf Foliage Light Green
WFL133 Fine Leaf Foliage Olive Green
WFL134 Fine Leaf Foliage Dead Foliage
WFL135 Fine Leaf Foliage Fall Mix



Tree Armatures **£11.91 £14.00**

WTR1120 Deciduous Trees 3/4" to 2"
WTR1121 Deciduous Trees 2" to 3"
WTR1122 Deciduous Trees 3" to 5"
WTR1123 Deciduous Trees 5" to 7"
WTR1124 Pine Trees 2.5" to 4"
WTR1125 Pine Trees 4" to 6"



Realistic Tree Kits **£11.05 £13.00**

WTR1111 Deciduous 3/4" to 3" Med Green
WTR1112 Deciduous 3" to 7" Med Green
WTR1113 Pine 2 1/2" to 6" Forest Green




Earth Colour Kit **£13.95 £16.25**

WC1215 Earth Colour Kit



Water

WC1206 E-Z Water **£11.01 £12.95**
WC1211 Realistic Water **£17.85 £21.00**
WL1212 Water Effects **£12.54 £14.75**



Lichen **£8.29 £9.75**

WL161 Lichen Spring Green
WL162 Lichen Light Green
WL163 Lichen Medium Green
WL164 Lichen Dark Green
WL165 Lichen Autumn Mix
WL166 Lichen Natural



Field Grass **£3.62 £4.25**

WFG171 Field Grass Natural Straw
WFG172 Field Grass Harvest Gold
WFG173 Field Grass Light Green
WFG174 Field Grass Medium Green



Flowering Foliage **£2.98 £3.50**

WF176 Flowering Foliage Yellow
WF177 Flowering Foliage Purple



Adhesives & Accessories

WS190 Scenic Glue **£6.38 £7.50**
WS191 Scenic Cement **£6.89 £8.10**
WS192 Scenic Sprayer **£3.62 £4.25**
WS194 Canister Shaker **£3.62 £4.25**
WS195 Hob-e-Tac Adhesive **£4.81 £5.65**



WC1203 Plaster Cloth **£8.29 £9.75**

**EXPORTS
VAT
FREE**

FOR DELIVERIES OUTSIDE THE EU
WE WILL AUTOMATICALLY DEDUCT
VAT (20%) AND CALCULATE POSTAGE
CHARGES AT CHECKOUT.

Prices valid for 28 days from magazine publication date and are valid for pre-orders made on or before this date, all items are subject to availability. All items are in stock or on order at time of producing advertisement, payment (except PayPal) will not be taken until items are dispatched. We regret that we are not able to accept cheques. Prices shown include VAT at 20%. Errors excepted.



UK POSTAGE £3.99 FAST, SECURE DELIVERY

Next Day delivery £7.95. Highlands, Islands are subject to a surcharge for large items and parcels over 1.8kg. Some oversize items may have to be shipped by courier. Postage charges are per shipment.

*Free UK Delivery excludes some areas including NI, Highlands & Islands



**LIVE
STOCK
INFO**

WANTED - YOUR COLLECTIONS

Telephone **01642 750616** or (Oxford office) **01993 709424**

Fax 01642 769478 - email admin@vectis.co.uk - www.vectis.co.uk

Dates are correct at time of print but are subject to change - please check www.vectis.co.uk for updates



VECTIS AUCTIONS, FLECK WAY, THORNABY, STOCKTON-ON-TEES, TS17 9JZ
Oxford Office, Unit 5A, West End Industrial Estate, Witney, Oxon, OX28 1UB

The World's Premier Train Auction House

PARKSIDE RAILWAYS

www.parksiderailways.co.uk 01282 613646

Southfield St, Nelson, Lancs, BB9 0LD

Stock and custom layouts designed and built from scratch to any level required. Baseboards, track, wiring, scenic accessories, right up to complete scenic exhibition quality finish.

Supplier of wires, connectors, transformers, stock and custom power supplies for any requirement.

In house designed CDUs for low power consumption and high power output as well as British designed and made selectable feedback hand controllers.



ADM TURNTABLES

INDEXING DRIVE SYSTEM MANUFACTURERS

www.admtuntables.co.uk

The ultimate Indexing Turntable for
OO and N Gauge; plus Drive
Systems for other gauge sizes

- N & OO gauge - based on a popular turntable
- Single or Multiple Use
- Unique Belt Driven Solution
- Quiet Running System
- Bridge LiveThrough 360°
- Up to 100 Indexable Positions

- Suitable for DCC or Analogue
- DCC controllable
- Simple to use Controller
- Easy to Programme
- FullTwo Line Digital Display
- Fully Assembled & Tested
- Easy to Install and Operate



Designed and built in the UK

ADM Turntables Tel: 01933 411127 Mobile 07770 977867

Email: alastair@admtuntables.co.uk Website: www.admtuntables.co.uk

Scaleforum 2016

Featuring layouts...

Balcombe with
Balcombe Viaduct
Cirencester
Ferring
Green Street
Lee-on-Solent
Longcarse West
Pwllheli
Shelvington
Sidmouth

Demonstrating...

Starting in finescale
Loco, coach and wagon
construction
Track building
...and many more



Plus the very best
finescale traders

24 & 25 September
From 10.30am

**Stoke Mandeville
Stadium
Mandeville Road
Aylesbury
HP21 9PP**

Admission prices
(weekend ticket)

Adults £9.00

Scalefour members £6.00

Full details & advance tickets: www.scalefour.org/scaleforum

Come and see inspiring modelling

DCC Supplies

Excellence in model control

E-Mail: info@dccsupplies.com Website: www.dccsupplies.com
Telephone: 0845 224 1601 OR 01905 621 999

- We take the time to find the product for you.
- Our own range of innovative products.
- We stock everything you will need.
- DCC installations for any gauge.
- Expert friendly customer support.
- Informative DCC workshops.
- Teaching you the facts since 2006.
- Visit us at our shop and try the demo facilities.

Shop Opening Times:

Mon - Wed 10am - 6pm
Thursday 12pm - 6pm
Friday 10am - 5pm
Saturday 10am - 4pm

Visitors Welcome.

Phone Opening Times:

Mon - Thurs 10am - 6pm
Friday 10am - 5pm



The
Complete
Digital
Service

Unit 17A, Top Barn Business Centre, Holt Heath, Worcestershire, WR6 6NH

ANDY LOWE Electronics

All your electronic components at LOWE prices

REPAIRS TO MOST MAKES OF DC CONTROLLERS

www.andyloweelectronics.co.uk

VERY FINE WIRE

EW53/c Overall dia 0.53mm;
7/40; 32AWG; 3 amp
bk/bl/bn/gn/gu/or/pu/rd/wh/yl
£3.25 for 2m

Used with this wire, our tiny connectors are ideal for joining engine to tender for extra pick-up CMP100 2 pin 3/8" X 3/16", CMP101 3 pin CMP102 4 pin. Double rows are available.
1+ 60p ea. 10+ 50p ea.

EQUIPMENT WIRE

Cols: rd, yl, bl, bk, wh, gn, pu, or, gy, pk, br

	10m	100m
EW07/0.2 Multistrand wire 1.4amp		
7 strands of 0.2mm wire in plastic sleeving: ideal N & 00	£1.50	£8.25
EW07/0.2 as above in bi-colour (striped)	£2.00	£15.99
EW16/0.2 Multistrand wire 3amp		
16 strands of 0.2mm wire, ideal 0 & 00	£2.25	£15.95
EW24/0.2 Multistrand wire 5amp		
24 strands of 0.2mm wire, ideal 0 & DCC	£2.80	£23.50
EW32/0.2 Multistrand wire 6amp		
32 strands of 0.2mm wire, ideal DCC rd, bk	£3.50	£28.00

HEATSHRINK SLEEVING 1.2M (2:1 shrinkage)

Thin tubing which shrinks to seal wire joints when soldering iron hovered above it. Red or black.

	HS1	1.6mm	£1.20	HS2	3.2mm	£1.40
	HS3	2.4mm <td>£1.30</td> <td>HS5</td> <td>1.2mm <td>£1.10</td> </td>	£1.30	HS5	1.2mm <td>£1.10</td>	£1.10

SPIRAL CABLE WRAP

CT6 6mm dia x 10m £2.50

MIN TOGGLE SWITCHES

SP/DP-single/double pole, ST/DT-single/double throw CC5 Connectors to fit below (saves soldering) 8p each

	each	1+20+
SMT1 on / off SPST	£1.20	£1.10
SMT2 on / off SPDT	£1.20	£1.10
SMT3 on-off SPDT	£1.25	£1.15
SMT4 on-off DPDT	£1.30	£1.20
SMT5 on-off-on DPDT	£1.40	£1.30
SMT 6 [on]-off-[on] SPDT for points	£1.60	£1.50
SMT7 [on]-off[on] DPDT	£1.90	£1.80
Lever covers for identification and grip	18p each	

Rd, yell, bl, bk, gn, wh, grey



GRAIN OF WHEAT BULBS

with built in 12v resistors in red, green, amber, yellow, clear

40p each
or 20 for £6 (30p each)



SNAPLOCK/SPLICE CONNECTORS

Quick and easy way of joining dropper wires to the main bus bar with no soldering required.

	Red 0.8mm -	2.0mm	15p each
Blue 1.0mm -	1.5mm	15p each	

TERMINAL BLOCKS

	CTB4	Screw Terminal Block 3amp	80p
	CTB5	As above 5amp	95p
	CTB6	12-way Plug & Socket 6amp	£3.95
	CTB10	As Above, but 10amp	£4.95

T: 01981 540366 E: andy@andyloweelectronics.co.uk

Hillcrest Cottage, Little Birch, Hereford HR2 8AY



Cheq: Andy Lowe

P&P: £2.99



Hartlepool Model Railway Show

22nd & 23rd October 2016

Saturday 10am - 5pm, Sunday 10am - 4pm

Proceeds to RNLI and
Hartlepool Families First

Hartlepool College of Further Education,
Stockton Street, Hartlepool,
Sat Nav TS24 7LB

Only a 10 minute walk from the Travel Exchange

25 layouts from Z gauge to O gauge,
25 trade stands,
modelling demonstrations



Wainthorpe Bridge. Photo: Tony Wright

Disabled access and full catering facilities
Parking charge: £1.50 (Saturday only)

Admission charges: Adults £6, OAP £5, Children £4,
Under 5s free, Family Ticket (2+3) £18

Sponsored by:



www.YorkModelmaking.co.uk

Perfect building components and kits
Doors, windows, tiles, canopy valances,
brackets, columns, steps, bridges etc

Bespoke service for everything else

LASER CUTTING

Affordable and easy to use
NOW, also 3D printing service

Free quotes



To receive an N, 00 or 0
scale price list, please
send an A4 SAE with a
LARGE size stamp.

Klinkerhofen Layout - Norman-Raven

01904 400358

York Modelmaking, Unit 13, Bull Centre, Stockton-on-Forest, York, YO32 9LE

A C Models

Tel: 02380 610100 www.acmodelseastleigh.co.uk

We have now expanded to number 9 High Street
and our Spares Department & Games Workshop at number 7 is now open
Visit us at www.acmodelsspares.co.uk.

New R/C Dept now open

Your one stop shop for the model enthusiast, selling brand new and near new model trains, slotcars,
sets, and diecast toys at very special prices direct from our website or our shop in Eastleigh.

Stockists of

SCALEXTRIC

HORNBY

AIRFIX

SPECTRUM

PECO

AIRFIX

RAE

and much more

VISA

PayPal

MasterCard

7/9 High Street, Eastleigh, Hants SO50 5LF

email: info@acmodelseastleigh.co.uk Closed Weds, Sun.

www.Classicrail.co.uk

New & Second Hand Railway Centre in Sussex

		WANTED Locomotives & rolling stock of all types single items or job lots layouts dismantled and removed cash paid		
			Where are we ??? 32a High St Ticehurst E Sussex TN3 7AS Tel 01580 200400 www.classicrail.co.uk open Tuesday to Saturday 10.30 — 5.0	
			Postage: £4.00 Loco box £7.95 train setpack box Items not new unless otherwise stated	

THE JUNCTION BOX

WANTED - WANTED -

MODEL RAILWAYS



Top prices paid for
N and OO gauge collections
or individual items, such as

- Airfix • Bachmann • Graham Farish
- Hornby • Lima • Mainline • Peco

or any other makes.
Will travel to collect.

FORTHCOMING EXHIBITION DATES

AUG 20TH & 21ST. CARNFORTH STATION • SEPT 3RD & 4TH. BLACKBURN • SEPT 17TH
& 18TH. AYR • SEPT 24TH & 25TH. HALIFAX • OCT 1ST & 2ND WIGAN

Please forward your list of items by E-mail to: lan@ihunter10.plus.com

Or send to: The Junction Box, 15, Shepherd Terrace, Haltwhistle, Northumberland NE49 9LS

Or contact Ian 07763 806306 / 01434 320328

Please visit our online shop for all your model railway requirements at:

www.thejunctionbox.net

BURE VALLEY MODELS

www.burevalleymodels.com

Hornby Loco Bargains

R2882 S & DJR 0-6-0T 3F Locomotive	£22.50
R2946 BR Class 423 VEP BR Blue	£99.00
R3010 SR "Sir Sagamore" King Arthur	£122.50
R3059 Tornado Express Train Pack	£132.00
R3132 LNER A3 2599 Book Law	£132.99
R3067 BR Blue Class 31 Diesel	£49.99
R3073 Royal Mail LNER A1 Royal Lancer	£99.99
R3075 Royal Mail: SR Sir Mador De La Port	£99.99
R3220 Tyeley Connection Train Pack	£175.00
R3098 Tornado Late BR Etched Nameplates	£85.00
R3242A BR K1 Early Crest 62032	£110.50
R3243A BR K1 Late Crest 62027	£112.00
R3243B BR K1 Late Crest 62064	£110.50
R3194 BR (Early) Schools Class "Epsom"	£99.99
R3208 Schools Class "Brighton"	£99.99
R3233 D16/3 4-4-0 LNER Black 8825	£79.25
R3235 D16/3 E2524 "British Railways"	£79.25
R3260 SR 2-HAL 2 Car Electric Multiple Unit	£85.00
R3262 Class 31 DCR Green Livery	£99.00
R3275 BR Class 31 144 Diesel Dutch Livery	£45.99
R3283 Bagnall Diesel Shunter	£19.99
R3290 BR 2-HAL EMU Set No. 2639	£85.00
R3290A BR 2-HAL EMU Set No. 2630	£85.00
R3277 GWR 3835 4-4-0 County of Devon	£59.99
R3346 Class 92 DB Schenker Marco Polo	£57.99
R3349 Class 67 EWS Livery 67 024	£99.99
R3280 LNER 4-6-2 "Golden Shuttle"	£66.95
R3299 1945 Going Home Train pack	£245.00
R3300 Churchill's Funeral Train Pack	£215.99
R3302 1940 Return from Dunkirk Train Pack	£215.00
R2981 London Olympics 1948 Train Pack	£140.00
R3311 BR Sch Westminster BR Gm Early	£114.50
R3312 BR360062 "Minoru" BR Gm Early	£124.00
R3337 A4 Silver Jubilee Collection	£475.00

Bachmann Loco Bargains

25-2014 Bachmann 25th Anniversary Set	£175.00
31-002 Robinson 04 63635 BR Black Early	£80.00
31-004 Robinson 04 BR Black Early Weatherd	£85.00
31-136DC D11/2 Edie Ochiltree BR Black Late	£89.99
31-138 D11/2 Haystoun of Bucklaw BR Early	£89.99
31-167DC L&YR 2-4-2 Tank BR Lined Black	£79.00
31-268 Class 419 MLV Network South East	£65.00
31-464 C Class 593 Southern Black	£79.99
31-465 C Class 31579 BR Black Late Crest	£79.99
31-576DC Windhoff MPV Network Rail DCC	£99.99
31-577 Windhoff MPV Railtrack	£99.99
31-931 Midland Compound 1189 LMS Black	£85.00
31-932DC Midland Compound 40934 BR	£95.00
Lined Black Early Emblem DCC	£118.00
32-285 101 2 Car DMU BR Green	£99.99
with Speed Whiskers	£118.00
32-286 Class 101 2 Car DMU BR	£99.99
Green with Yellow Warning Panel	£118.00
32-287 Class 101 2 Car DMU BR	£118.00
Blue & Grey	£118.00
32-288 Class 101 2 Car DMU BR Blue	£118.00
32-509 BR Standard Class 5MT 73109	£99.95
BR Lined Black Early Emblem	

Bachmann Coach Bargains

9-252C BR Mk1 RFO Restaurant Car Crimson & Cream - Weathered	£25.25
39-500 BR Mk1 SLF Sleeper Car Maroon	£25.00
39-501 BR Mk1 SLF Sleeper Car Blue & Grey	£25.00
39-503 BR Mk1 SLSTP Sleeper Car Blue & Grey	£25.00
'Inter-City'	£25.00
39-465 LMS 60ft Porthole Corridor	£29.00
Composite BR Crimson & Cream	£29.00
39-475 LMS 60ft Porthole Open Vestibule	£29.00
BR Crimson & Cream	£29.00
34-326A 50ft Ex-LMS Stanier Parcel Van	£19.99
BR Crimson & Cream	

Shop open 7 days a week 9am to 5pm

Aylsham Station, Norwich Road,
Aylsham, Norfolk, NR11 6BW

Tel 01263 733856 E-Mail shop@bvm.co.uk
Postage £5.00 per order to UK destinations

HORNBY



MAIL ORDER ADDRESS

DEPT HM1
39 HIGH STREET
CHELTENHAM
GL50 1DX



Shop Open 9am to 5.30pm
Monday - Saturday
Telephone Order Lines
01242 523117 • 01242 234644
Fax 01242 226050
E-mail Address: sales@cheltenhammodelcentre.co.uk

www.cheltenhammodelcentre.co.uk

BRAND NEW ITEMS SPLIT FROM SETS, ALL ITEMS ARE UNBOXED



BASIC DIGITAL EZ-COMMAND SYSTEM & TRANSFORMER, IDELA FOR STARTING OUT IN DIGITAL, UP TO 9 DIGITAL LOCOS & 1 ANALOGUE LOCO. CAN ALSO CONTROL LOCO CHIP FUNCTIONS INC SOUND

ONLY £45.00

AUTHENTIC STONE BALLAST



FINE RED SANDSTONE FINE GREY GRANITE MEDIUM GREY GRANITE

AS THIS IS GENUINE BALLAST FROM A QUARRY WE ARE UNABLE TO SCALE THEM EXACTLY. WE RECOMMEND THE RED/ FINE SUITABLE FOR N/OO AND THE MEDIUM FOR OO/O SUPPLIED IN BAGS APPROX 500GRAMS PER BAGS

ONLY £3.00 PER BAG

CORK SHEETING

Dimensions: 36inch x 24inch (92cm x 61cm) m per roll

CORK SHEETING UNDERLAY	CORK SHEETING UNDERLAY	CORK SHEETING UNDERLAY	CORK SHEETING UNDERLAY
1/16 Thickness	1/32 Thickness	1/8 Thickness	3/16 Thickness
1/16 inch Thick Cork Sheeting Underlay £5.00 each or 2 rolls for £9.00	1/32 inch Thick of Cork Sheeting Underlay £4.00 each or 2 rolls for £7.00	1/8 inch (3mm) Thick of Cork Sheeting underlay £6.75 each or 2 rolls £12.00	3/16 inch Thick of Cork Sheeting underlay £10.00 each or 2 for £17.00



Sundeala Hobbyboard is the ideal material for the top surfaces of high class model railway baseboards. When correctly supported with wooden battens, it will remain flat and level under normal loading, a vital consideration if the layout is not to deteriorate badly in use. Furthermore the board will accept and retain fine track pins and small screws.

Benefits of Sundeala Hobbyboard:-

- 1200mm x 600mm x 9mm (4ft x 2ft approx)
- Easy to cut & pin track to
- Sound insulating

PACKS AVAILABLE IN 6 FOR POSTAGE ONLY

PACK OF 6 £56.10
PLUS POSTAGE OF £9.25

DISPLAY BOXES

Display your locomotives without the risk of damage. Virtually dust free. A Perspex top with an MDF (Medium Density Fiberboard) base
Approximate Internal Dimensions
• 34 cm Long • 7.5 cm Wide • 10 cm Tall
2 Loco Display Boxes for £22.00
3 Loco Display Boxes for £30.00



STOCK BOXES

SMALL	MEDIUM	LARGE
157mm x 48mm x 62mm	220mm x 48mm x 62mm	320mm x 48mm x 62mm

Available in 3 different sizes, and 5 different colours, (red, black, brown, blue, green)

SPECIAL OFFER...

BUY ANY 4 SMALL SIZES BOXES FOR £10.00
ANY 4 MEDIUM / LARGE BOXES FOR £12.00

MINIATURE WOODEN CANAL BOAT

SIZE: 21cm long x 4cm wide SUPPLIED IN A WHITE BOX

ALL £8.99 EACH




14396a - Canal Boat - Living



CMC - 14396b - Canal Boat - Freight



14396c - Canal Boat - Freight, 'Fellows, Morton & Clayton', Mendip No.25



14396d - Canal Boat - Freight, 'Fellows, Morton & Clayton', Ferret No.58



OO SCALE KITS, REQUIRE GLUE AND MAKING

A1 STATION PLATFORM	£5.70	A9 COVERED FOOTBRIDGE	£6.70
A2 COUNTRY STATION BUILDING	£6.70	A10 RAILWAY TERMINUS BUILDING	£12.10
A3 ISLAND PLATFORM	£5.70	A11 STATION MASTER'S HOUSE & CROSSING	
A4 ISLAND PLATFORM BUILDING	£6.70	KEEPER'S COTTAGE	£6.70
A5 TWO ROAD LOCOMOTIVE SHED	£8.90	A12 COAL TOWER	£12.10
A6 SIGNAL BOX	£6.70	A13 ASH PLANT	£6.70
A7 GOODS DEPOT BUILDING	£6.70	A14 RED BRICK BRIDGE/TUNNEL ENTRANCES	£5.70
A8 WATER TOWER & WEIGHBRIDGE	£6.70	A15 BLUE BRICK BRIDGE/TUNNEL ENTRANCES	£5.70

Postage box: UK Standard Postage Rates £4.00 per order (except Sundeala Boards). Registered 24hr delivery (Mon-Fri) U.K. mainland only £7.00. Worldwide postage at cost. Post Codes IM, BT, PH, PA, PO, KW, IV will incur extra postage - please enquire. PLEASE WRITE CLEARLY. Vat free sale to non EC.



Payment may be made by phone using MasterCard, Barclaycard, Visa or Switch.

The Track Specialist

C&L Finescale Modelling



Does your track look just like the prototype?

Are the sleepers the correct length and spaced correctly, with detailed chairs and proper Bullhead rail section? If not then you are probably not using **C&L's own Flexitrack!**

NEW Ready to Use Turnout

Your Options are with C&L are:

Track - Ready to use Flexitrack or make your own from components. Now available with 'thin' or 'thick' sleepers. Thick matches Peco for height.
Turnouts - New 'Ready to Use' (just drop into place and use), or buy an 'Easy Build' kit and assemble yourself. Simply thread chairs onto the rail and glue to the timbers. Rail parts pre-made so no soldering or filing. Full Instructions. A range of sizes. Build on a curve. In OO, EM, P4 & O.

Peco

Full range in N, OO, O & Lectric, Individually etc

Flexitrack 'N' code 80: single £2.55, Box £60, code 55: single £2.85, Box £78

'OO' code 100: single £2.80, Box £65.95, code 75: single £2.85, Box £63.75

'O' code 124BH: single £6.50, Box £65.95, code 143FB: single £7, Box £78.50

Points 'OO' Large £88/9 £11.45 Med £195/6 £11. 'O' Med £38.95, D/Slip £82.50

Gaugemaster - Controllers/Transformers, Seep Motors Dapol - Signals

DCC Concepts - Cobalt Motors, DCC items, Lamps Tortoise - Point Motors

www.finescale.org.uk 01179 505 470

Shop: Bristol BS10 7RZ (4 miles from Cribbs Shops & M5)

THE HEREFORD MODEL CENTRE

EMAIL US ON SALES@HEREFORDMODELS.CO.UK
www.herefordmodels.com

SALES LINE
01432 352809

4 COMMERCIAL ROAD, HEREFORD, HEREFORDSHIRE, HR1 2BB
OFFICIAL HORNBY COLLECTORS CENTRE

!!!!SPECIAL EDITIONS!!!!

Ltd Edition Hereford models Bachmann Limited Editions with Max run of 504

32-900Y	CL108 in Blue/ Grey with Black window surrounds and Welsh Dragon embellishment on front C970	£69.95
33-300F	20 Ton Toad Brake Van GWR Merthyr	£11.35
A	Reese Coal Merchants Credenhill	£9.75

NEW RELEASES

31-440	Ivatt 2mt BR Early	£110.45
31-441DC	Ivatt 2mt BR Late	£131.70
R3408	GWR King class	£142.25
R3409	BR King class	£142.25
31-728	GWR City class	£118.95
31-614	V3 BR Late	£110.45
31-615	V3 BR Early	£110.45

HORNBY Steam Locomotives

R2784X	Mallard	£85.00
R3395TTS	A4 Mallard	£102.25
R3004	Serlby Hall	£116.45
R3004X	Serlby Hall	£133.45
R3017X	BR Patriot	£119.00
R3060	Tornado (Railroad)	£61.45
R3169	Olton Hall GWR	£72.50
R3225	GWR 72XX	£114.45
R3228	J94 NCB	£65.75
R3229	BR British Monarch	£119.25
R3276	LMS Compound	£66.45
R3235	D16/3 British Railways	£100.95
R3233	D16/3 LNER	£100.95
R3328	S15 BR Early	£123.99
R3329	BR Late S15	£123.99
R3327	SR S15	£123.99
R3381	J15 BR Early	£96.90
R3315	Fowler 2P BR Late	£87.45
R3316	Fowler 2P SDJR	£87.45
R3003	B17/6 Barnsley	£116.45
R3003X	B17/6 Barnsley DCC	£121.95
R3318	B17/6 BR Gilwell	£116.45
R3380	J15 LNER	£96.90
R3324	J50 LNER	£69.45
R3325	J50 BR Early	£69.45
R3326	J50 BR Late	£69.45
R3356	9F Crosti weathered	£104.45
R3242A	K1 BR Early	£116.95
R3243B	K1 BR Late	£116.95
R3413	S15 Late	£119.45
R3412	S15 Early	£119.45
R3444	Britannia Thomas Hardy	£137.45
R3457	SR Class T9	£116.45
R3463	52XX BR	£106.45
R3465	LNER Class N2	£82.95
R3498	S&DJR 3F JINTY	£33.45
R3496	KELLY & SON 0-4-0T	£26.45
R3461	LNER L1	£125.50
R3411	S.R. S15	£125.95
R3419	SR 700 CLASS	£99.45
R3420	BR/L 700 CLASS	£99.45
R3421	BR/E 700 CLASS	£99.45
R3424	LNER Q6	£125.45
R3425	BR EARLY Q6	£125.45
R3426	BR Late Q6	£125.45
R3311	BR SCHOOLS WESTMINSTER	£119.45
R3374	BR Blue Class 71	£134.95
R3335	LSWR Adams Radial	£107.95
R3333	BR Early Adams Radial	£107.95
R3334	BR Late Adams Radial	£107.95

HORNBY TRAIN PACKS

R3059	Tornado Train Pack	£128.45
R3302	Return from Dunkirk	£229.75
R3093	Tornado Pullman	£134.95
R2986	A Date With The Duchy	£179.80
R3299	1945 Going Home	£259.45
R3220	The Tyseley Connection	£179.25
R3192	Heritage Rail Express	£135.95

HORNBY

Diesel Electric Locomotives

R2508	CL121	£47.50
R3266	Class 60 Subsector	£133.45
R3161B	SR 2 BIL Green	£120.60
R3180	Tarmac Sentinel	£44.95
R3267XS	Class 60 Transrail w/Sound	£217.75
R3268	Class 67 Arriva	£122.90
R3283	Bagnall Shunter	£25.75
R3290A	BR 2 HAL Green	£113.90
R3346	Class 92 DB Schenker	£70.45
R3340	BR Green 2-Hal	£119.75
R3353	Sentinel Balfour Beatty	£49.45
R3355	Sentinel Wabtec	£49.45
R3392TTS	Class 40 with sound	£77.45
R3341A	BR Blue 2 HAL	£115.95
R3261	Network Class 08	£84.45
R3343	FGW Class 08	£104.45
R3342	BR Class 08	£104.45
R3373	NRM Class 71	£134.95
R3376	BR Green Class 71	£134.95
R3478	F.G.W HST	£189.45
R3490	Class 08 Intercity	£34.99

HORNBY TRACK

R070	Turntable	£59.95
R083	Buffer Stop	£1.65
R207	Track Fixing Pins	£2.50
R394	Hydraulic Buffer	£4.95
R600	Straight	£1.15
R601	Double Straight	£1.85
R604	Curve 1st Rad.	£1.65
R605	Double Curve 1st Rad.	£2.05
R606	Curve 2nd Rad.	£1.40
R607	Double Curve 2nd Rad.	£1.95
R608	Curve 3rd Rad.	£1.65
R609	Double Curve 3rd Rad.	£2.25
R610	Short Straight	£1.10
R614	LH Diamond Crossing	£9.25
R615	RH Diamond Crossing	£9.25
R617	Uncoupling Ramp	£2.60
R618	Double Isolating Rail	£6.85
R620	Railer Uncoupler	£4.35
R628	Half Curve 3rd Rad.	£1.80
R643	Half Curve 2nd Rad.	£1.20
R8206	Power Track	£5.95
R8072	LH Point	£7.95
R8073	RH Point	£7.95
R8074	LH Curved Point	£12.60
R8075	RH Curved Point	£12.60
R8076	Y Point	£8.95
R8077	LH Express Point	£12.60
R8078	RH Express Point	£12.60

HORNBY

Track Accessories

R076	Footbridge	£15.10
R169	Junction Home Signal	£10.35
R170	Junction Distant Signal	£10.35
R171	Single Home Signal	£7.95
R172	Single Distant Signal	£7.95
R189	Single Brick Bridge	£7.95
R394	Hydraulic Buffer	£3.95
R406	Colour Light Signal	£19.00
R499	River Bridge	£14.95

R537	Lineside Fencing	£6.95
R574	Trackside Accessories	£12.95
R626	Point Underlay	£4.20
R636	Double Level Crossing	£20.15
R638	Track Underlay	£10.55
R645	Single Level Crossing	£12.45
R657	Girder Bridge	£13.50
R658	Inclined Pier Set	£12.65
R659	High Level Pier Set	£6.95
R660	Elevated Track Side Walls	£18.95
R909	Track Supports	£8.65

HORNBY TRACKSIDE

R334	Station Canopy	£18.50
R460	Straight Platform	£3.45
R462	Large Curve Platform	£3.45
R463	Small Curve Platform	£3.45
R464	Platform Ramp	£3.45
R495	Platform Subway	£3.45
R510	Platform Shelter	£10.95
R513	Platform Fencing	£7.95
R514	Platform Canopies	£11.95
R590	Station Halt	£19.90
R8000	Country Station	£31.95
R8001	Waiting Room	£17.95
R8002	Goods Shed	£17.95
R8003	Water Tower	£13.55
R8004	Engine Shed	£18.35
R8005	Signal Box	£14.99
R8006	Diesel Maintenance Depot	£21.99
R8007	Booking Hall	£24.99
R8008	Suspension Bridge	£42.25
R8009	Station Terminus	£40.95

HORNBY

Control Equipment

R044	Point Switch	£8.45
R046	Two Way Switch	£8.45
R047	On/Off Switch	£8.45
R602	Power Connecting Clip	£1.65
R8014	Point Motor	£6.75
R8015	Point Motor Housing	£3.99

BACHMANN

Steam Locomotives

31-001	Robinson BR Late Crest	£94.99
31-003	Robinson LNER	£94.99
31-004A	Robinson BR Early	£118.95
31-088	BR Black Earl	£118.95
31-089	GWR Earl	£118.95
31-119	BR 4mt V/crest	£135.95
31-127	Class 3000 BR Early ROD	£118.45
31-128	BR ROD Weathered	£102.45
31-136DC	D11/2	£115.9
31-138	BR D11/2 Early Black	£106.20
31-213DS	Patriot BR Late	£201.45
31-465	C Class BR	£93.46
31-626A	3F BR	£71.25
31-780	Switland Hall BR Green	£106.20
31-781	Foremarke Hall BR Black	£106.20
31-782	Thirlestaine Hall BR	£114.70
31-783	Fountains Hall BR	£114.70
31-932DC	BR Compound	£127.75
31-933	BR Compound Late Crest	£112.88
31-980	BR 3MT Green	£110.45
31-981	BR 3MT Black Early	£101.95
32-084	Class 56XX GWR	£76.45
32-085	Class 56XX BR	£76.45
32-550A	A1 Tornado Apple Grn	£109.45
32-551DS	A2 Seaeagle BR	£196.99
32-954	4MT Black BR Early	£87.50
32-955	4MT Black BR Late	£87.50
31-528A	A2 Pearl Diver	£144.45
32-227B	LMS 3F Jinty	£72.20
32-235	BR 3F Jinty	£80.70

32-279A	K3 LNER Black	£118.95
32-281	K3 BR Early	£118.95
32-882	Fairburn BR Late	£106.20
31-461A	C Class SR Black	£106.20
31-462A	C Class BR Early	£106.20
32-131	45XX GWR Green	£80.70
31-003A	Robinson LNER	£110.45
31-435	1F BR Early	£81.55
31-480	G2 LMS	£101.95
31-481	G2A BR Early weathered	£114.70
31-531	Class A2 Trimbrush	£144.45
32-129A	Class 45xx BR Black	£72.20
32-575A	LMS Ivatt 4MT	£114.70

BACHMANN

Diesel/Electric Locomotives

32-331	Class 25/1 BR Green	£89.20
31-265	MLV Green	£62.45
31-266	MLV with yellow panel	£62.45
31-268	MLV NSE	£83.26
31-269	MLV Jaffa Cake	£83.26
31-364	Class 03 BR Green wthd	£76.95
31-365	Class 03 BR Blue wth'd	£70.50
31-366	Class 03 BR Green	£70.50
31-575	Windhoff MPV NWR	£108.00
31-658	Class 47 Petroleum Sector	£97.70
31-677	CL85 BR Blue	£85.99
31-679	Class 85 Electric Blue	£118.95
32-034A	Class 20 BR Grn wthd	£97.70
32-044	Class 20 BR Green	£93.45
32-045	Class20 Railfreight	£93.45
32-065	Class 43 Zealous	£118.95
32-066	Class 43 Pegasus	£118.95
32-067	Class 43 Royal Oak	£118.95
32-109	Class 08 NSE Eagle	£84.95
32-408	Class 25/3 BR Blue	£93.45
32-680	Class 45 Blue	£101.95
32-681	Class 45 Green	£101.45
32-784	Class 37 Mainline	£106.20
32-785DS	Class 37 Dutch	£203.95
32-786	Class 37 EWS	£106.20
32-815	Class47 InterCity	£89.20
32-928	Class 150 Sprinter	£135.95
32-937	Class 150 Centro	£127.45
32-762DS	Virgin Class 57 Hood	£203.95
32-390	Class 37 Petroleum Sector	£101.95

ORDER BY TELEPHONE

Orders taken 6 days a week
9.00am - 5.30pm
Monday to Saturday
01432 352809

MAIL ORDER SERVICE

ALL PRICES VALID UNTIL 31.10.16

You must state these prices when ordering

POSTAGE & PACKING RATES PER ORDER:

UK Standard Postage	£3.95p
UK Insured Postage and Packing Rate	£7.10p
UK Courier Transport and Packing Rate	£9.00p
Worldwide at cost. VAT free for non EC.	

**Train Sets/Packs and Controllers/Handsets
Postage charged at cost**

PRICES SUBJECT TO CHANGE WITHOUT NOTICE

Please allow 7 days for clearance when paying by cheque

PLEASE QUOTE OUR SPECIAL PRICES WHEN YOU VISIT US.

Credit Cards Welcome - Visa, Mastercard, Maestro
Please state expiry date

FRIZINGHALL

The Modeler's Choice **MODELS & RAILWAYS** The Modeler's Choice

Light it with FMR's
Range of working
00-gauge Lights

LED
Double Lamp
£2.99
Choice of red, blue or green
50mm high

LED
Victorian Lamp
£2.79
Choice of red, blue or green
70mm high

LED
Swan Neck Lamp (BR/LMS)
£2.99
50mm high

LED
Swan Neck Lamp (BR/GWR)
£2.69
45mm high

LED
Swan Neck Lamp (BR/SR)
£2.69
50mm high

LED
Swan Neck Street Lamp
£2.69
45mm high

LED
Adjust up to 45mm high
2 x Gas Lamps
£2.99

LED
Yard Lamp
£6.99

LED
Colour Light Signals
Home £6.99
Home/Distant £7.99
Ground Home £4.99
Ground Home/Distant £5.99

LED
Modern Main Street or Platform Lamp
£2.79
Adjustable up to 100mm high

LED
Freight Yard or Car Park Flood Light
£7.99
(115mm High)

LED
Wall Mount Electric/Gas Lamp
£1.99

LED
2 x Pendant Lamps
£3.99
(in buildings, under canopies etc)

PECO TURNTABLES

Turntable Kits
"00" £47.50 (LK-55)
"N" £17.00 (NB-55)

Motor Drive Kits
"00" £22.99 (TTD00)
"N" £22.99 (TTDN)

Manual Drive kits
Kit2 (up to 12" from baseboard edge to turntable centre. Fits "00" or "N")...£24.95
Kit2a Extension (increases Range To 25")...£4.99
Well Type - requires sinking into baseboard.
Motor & manual kits are specifically for Peco turntables and provide no means of setting track alignment but the slow operation allows visual alignment. Full instructions provided.

ATLAS TURNTABLES
Ready made * 21 possible track positions * Deck Length: "N" = 7.5" "00" = 9"

AL2790 "N" T/Table £29.95
AL2791 "N" Motor £22.95
AL305 "00" T/Table £34.95
AL304 "00" Motor £29.95

These turntables are above board mount so no baseboard cutting required. Manual or with easy to fit motor.

UNIT MODELS
We are now Stocking this range of resin accessories. See our website for more

Sacks on Pallets (2) £3.99 (00-089P)

Coal Office £7.99 (00-009P)

Coal Stairthes £6.99 (00-001P)

FMR Model Services
We offer a range of services for the modeller:
Locomotive Service/Repair, Decoder fitting, Re-numbering, Weathering

DCC Sound fitting
Contact us for more details or visit our store.
Want a sound in your loco? Then we can help. We can fit most Diesel or Steam types with a selection of sound decoders from £120.00 fitted

Now in N-gauge:

Victorian Street or Platform Lamp (green, blue or red)
£2.49
(50mm High)

Curved Street or Platform Lamp (green, blue or red)
£2.39
(45mm High)

Swan Neck Street Lamp
£2.99
(30mm High)

Swan Neck Lamp GWR/BR
£2.99
(30mm High)

Modern Street or Platform Lamp
£2.79
(45mm High)

Postage : up to £25 order value is £2.99 ,over £25 value is £4.99

UNIT 3C, HILLAM ROAD, BRADFORD, W.YORKS, BD2 1QN
Tele: 01274 747447 Fax: 01274 739680 www.modelrailshop.co.uk
Payment by credit/debit card or cheque

Finescale Model World

See Website for info.
& **SPECIAL OFFERS**
NEW SECTION
"RAILWAYANA"

Static Grass
2mm, 4mm,
6mm & 10mm
 (25gm Bags)

2mm Spring Mix	£2.85
2mm Summer Mix	£2.85
2mm Autumn/Winter Mix	£2.85
2mm Patchy Mix	£2.85
4mm Spring Mix	£3.50
4mm Summer Mix	£3.50
4mm Autumn/Winter Mix	£3.50
4mm Patchy Mix	£3.50
6mm Spring Mix	£3.75
6mm Summer Mix	£3.75
6mm Autumn/Winter Mix	£3.75
10mm Spring Mix	£3.95
10mm Summer Mix	£3.95
10mm Autumn/Winter Mix	£3.95

Fmr

Static Grass
Applicators
& Starter Kits

from **£25.99** + p&p

LOW COST

AIRBRUSH & MINI
COMPRESSOR KIT

R.R.P. £99.99 **£59.99** + p&p

www.finescalemodelworld.co.uk
 Telephone: 01902 650077
 email: finescalemodelrailways@gmail.com

THE
CHRISTMAS
MODEL RAILWAY SHOW
MANCHESTER
3rd-4th December 2016

IT'S BACK. IT'S BIGGER. IT'S BETTER! MORE SPACE! MORE LAYOUTS!

Just three minutes walk from Piccadilly train station & tram stop.

Be entertained by 20 high quality layouts and other family attractions.
Treat yourself! Models, supplies, books and DVDs for sale.

Admission: Adults - £8 on the door / Children - FREE (2 children per adult)

Saturday - 10:00AM - 5:30PM
 Sunday - 10:00AM - 4:30PM
 (Beat the queue with an advance ticket & get admission from 9:45AM)

The Barnes Wallis Building,
 The University of Manchester,
 North Campus, Altrincham St, Manchester, M1 7JR

www.mmrs.co.uk/exhibition



Kernow Model Rail Centre

Visit www.kernowmodellerailcentre.com or call our team on 01209 714099

UK POSTAGE & PACKING = £4 PER ORDER. ORDERS OVER £150 = POST FREE



LOOK OUT FOR THE BARGAIN PRICES HIGHLIGHTED IN YELLOW

REALTRACK MODELS OO DIESEL LOCOMOTIVES

143-211 Class 143 2 Car DMU No. 143 609 'Sir Tom Jones' £120.00
143-212 Class 143 2 Car DMU No. 143 610 'Arriva Trains Wales' £120.00

BACHMANN OO STEAM LOCOMOTIVES

30-325 Ambulance Train Pack £144.99
31-003A Robinson Class 04 No. 6184 LNER Black £110.95
31-004A Robinson Class 04 No. 63762 BR Black weathered £118.99
31-085 3200 Earl Class 4-4-0 3022 BR Black E weathered £114.99
31-086 3200 Earl Class 4-4-0 3017 BR Black E weathered £104.99
31-089 3200 Earl Class No. 3026 BR Black E £118.99
31-089 3200 Earl Class No. 3214 GWR Green £118.99
31-119 BR Standard Class 4MT 75035 BR L/C weathered £135.95
31-127 304X R0D 2-8-0 No. 3023 BR Black E £144.99
31-128 304X R0D 2-8-0 No. 3036 BR Black E weathered £121.95
31-138 Class D112 No. 62682 'Hayston of Buckland' BR £106.99
31-167 LAYR 2-4-2 No. 50795 BR Lined Black E weathered £73.99
31-168 LVR 2-4-2 Tank No. 50715 LMS Crimson £130.95
31-169 LVR 2-4-2 Tank No. 50703 BR Lined Black E £130.95
31-184 Jubilee No. 45558 'Victor' BR L/C weathered £140.95
31-204 Patriot Class No. 5330 'Sir Frank Rags' BR £140.95
31-214 Patriot Class No. 45538 'Giggleswick' BR E £140.95
31-433 Midland Class 1F No. 1739 LMS Black Open Cab £81.95
31-434 Midland Class 1F No. 41 803 BRITISH RAILWAYS £81.95
31-435 Midland Class 1F No. 41 726 BR Black E £81.95

31-440 Ivatt Class 2MT 2-6-2 No. 41243 BR Black E £110.95

31-451A Class 0-6-0 No. 1124 Southern Railway Black £106.95
31-452A Class 0-6-0 No. 1287 BR Black E £106.95
31-480 G2A No. 9370 LMS Black with ended Black Cab £114.99
31-481 G2A No. 49106 BR Black E weathered £114.99
31-528A A2 No. 60529 'Pearl Diver' BR Green L/C £144.95
31-529 A2 No. 60534 'Inch Eglantine' BR Green E £144.95
31-530 A2 No. 526 'Sugar Palm' LNER Green £129.99
31-531 Class A2 No. 60536 'Timbush' BR Green E £144.95
31-614 V3 Steam Tank Loco No. 67646 BR Lined Black L/C £110.95
31-615 V3 Steam Tank Loco No. 67690 BR Lined Black L/C £110.95
31-627S Class 3F No. 5520 LMS Black w/brass tender £97.99
31-728 GWR 3700 Class 3F Steam Loco No. 3708 'Kilgarr' £114.95
31-782 Modified Hall No. 6965 'Trainslaine Hall' BR L/C w/whd £114.95
31-783 Modified Hall No. 7904 'Fountains Hall' BR L/C w/whd £114.95
31-883 Midland Class 4F No. 3949 Midland Black Crest £97.95
31-884 Midland Class 4F No. 44044 BR Black L/C weathered £106.95
31-931 Midland 4-4-0 Compound No. 1189 LMS Black £114.99
31-933 Midland 4-4-0 No. 41157 BR Lined Black L/C £114.99
31-980 Standard Class 3MT No. 82020 BR Green weathered £118.95
31-981 Standard Class 3MT No. 82021 BR Lined Black E £118.95
31-982 Class 58XX No. 6577 GWR Green £77.95
32-085 Class 58XX No. 6639 BR Black E £77.95
32-131 Class 45XX Prairie Tank No. 4539 Great Western £84.99
32-278 Fowler Class 3F 0-6-0 Jinty No. 7941 LMS Black £72.95
32-283 Fowler Class 3F 0-6-0 Jinty No. 32, SDJR Blue £62.99
32-285 Fowler Class 3F 0-6-0 Jinty No. 476731 BR weathered £81.95
32-308 Standard Class 5MT 73049 BR Green L/C, BR1 Tender £105.99
32-309 Standard Class 5MT 73109 BR Black E, BR1 Tender £105.99
31-983 Class 58XX No. 6577 GWR Green £77.95

31-580A LVC Class 4MT 4-4-0 4314 BR Black L/C w/whd NEW £127.95

32-280 Fairburn 2-6-4 Tank No. 2278 LMS weathered £106.95
32-075 Class 0-4-0-2 No. 579 LBSO Umber £69.95
32-076A Class 0-4-0-2 No. 2517 Southern Green £97.95
32-077 Class 0-4-0-2 No. 32556 BR Black E £93.95
32-078 Class 0-4-0-2 No. 32550 BR Black L/C £93.95

BACHMANN OO DIESEL LOCOMOTIVES & MULTIPLE UNITS

30-130 Military Manoeuvres Train Set £159.95
30-130 Rail Commuter Train Set £89.99
31-236X Class 205 2-H Thumper Unit No. 1121 BR Green £199.99
31-238X Class 205 2-H Thumper Unit No. 1122 BR Blue £199.99
31-239X Class 205 2-H 205 001, 002 debranded Network SouthEast £199.99
31-364 Class 03 Diesel Shunter No. 02830 BR Grn weathered £76.99
31-365 Class 03 Diesel Shunter No. 02831 BR Grn weathered £76.99
31-366 Class 03 Diesel Shunter No. 02016 BR Black £70.95
31-535 Class 105 2 Car DMU BR Blue w/whd yellow ends £71.95
31-575 MPV Unit Network Rail £71.95
31-577 MPV Unit Network Rail £71.95
31-654 Class 47/4 No. 47 576 'Kings Lynn' Network SouthEast £114.95
31-656 Class 47/4 No. 47 256 BR Green weathered £127.95
31-658 Class 47/4 No. 47 150 'Piedraire' Trainload Petroleum w/whd £139.99

LIMITED EDITION BACHMANN OO GAUGE DIESEL LOCOMOTIVES

31-650L Class 47 No. D1670 'Mammoth' BR Two Tone Green £149.99
31-650L Class 47 - DCC Fitted £169.99
31-650L Class 47 - DCC Sound Fitted £249.99
Special offer - See our website for details. Triple Pack is available for an additional £34.95 saving 33% provided it is bought and sent at the same time as Bachmann Class 47/Delabole Pack £129.95
31-650L Class 47 - DCC Fitted Pack £219.99
31-650L Class 47 - DCC Sound Fitted Pack £299.99
32-384Z Class 37 No. 37 672 'Freight Transport Association' Railfreight Distribution £139.99
32-384ZD Class 37 - DCC Fitted £164.99
32-384ZD Class 37 - DCC Sound Fitted £249.99
32-976Z Class 66 No. 66 418 debranded DRS Freightliner, weathered £174.95
32-976ZD Class 66 - DCC Fitted £194.95
32-976ZD Class 66 - DCC Sound Fitted £274.95

LIMITED EDITION DAPOL OO GAUGE DIESEL LOCOMOTIVES

D1003Y Class 52 Diesel Loco No. D1050 'Western Ruler' weathered £159.95
D1003Y Class 52 Diesel Loco No. D1045 'Western Viscount' weathered £159.95
D1003Z Class 52 Diesel Loco D1030 'Western Musketeer' weathered £159.95

LIMITED EDITION DJ MODELS OO GAUGE STEAM LOCOMOTIVES

K2056 2-4-0WT Beattie Well Tank Steam Loco No. 30567 BR Black L/C £109.99
K2056DC Beattie Well Tank - DCC Fitted £129.99
K2058 2-4-0WT Beattie Well Tank Steam Loco No. 30585 BR Black E/LC £109.99
K2058DC Beattie Well Tank - DCC Fitted £129.99
K2101 0-4-4T O2 Steam Loco No. 24 'Calbourne' Black L/C £124.99
K2102 0-4-4T O2 Steam Loco No. 16 'Ventnor' BR Black L/C £124.99
K2103 0-4-4T O2 Steam Loco No. 30182 BR Black E/LC push-pull equipment £124.99
K2104 0-4-4T O2 Steam Loco No. 30225 BR Black L/C £124.99
K2105 0-4-4T O2 Steam Loco No. 225 Southern Black push-pull equipment £124.99
K2106 0-4-4T O2 Steam Loco No. 30193 BR Black E/LC £124.99
K2107 0-4-4T O2 Steam Loco No. 207 Southern Green push-pull equipment £124.99

31-659 Class 47 No. 47 001 BR Blue weathered £127.95
31-660 Class 47/4 No. 47 436 BR Blue weathered £114.95
31-665 LMS Prototype No. 10 1001 BR Brunswick Green £97.99
31-666 Class 10 No. 10 1001 BR Brunswick Green £97.99
31-667 Class 10 No. 10 1001 BR Brunswick Green £97.99
31-668 Class 10 No. 10 1001 BR Brunswick Green £97.99
31-669 Class 10 No. 10 1001 BR Brunswick Green £97.99
31-670 Class 10 No. 10 1001 BR Brunswick Green £97.99
31-671 Class 10 No. 10 1001 BR Brunswick Green £97.99
31-672 Class 10 No. 10 1001 BR Brunswick Green £97.99
31-673 Class 10 No. 10 1001 BR Brunswick Green £97.99
31-674 Class 10 No. 10 1001 BR Brunswick Green £97.99
31-675 Class 10 No. 10 1001 BR Brunswick Green £97.99
31-676 Class 10 No. 10 1001 BR Brunswick Green £97.99
31-677 Class 10 No. 10 1001 BR Brunswick Green £97.99
31-678 Class 10 No. 10 1001 BR Brunswick Green £97.99
31-679 Class 10 No. 10 1001 BR Brunswick Green £97.99
31-680 Class 10 No. 10 1001 BR Brunswick Green £97.99
31-681 Class 10 No. 10 1001 BR Brunswick Green £97.99
31-682 Class 10 No. 10 1001 BR Brunswick Green £97.99
31-683 Class 10 No. 10 1001 BR Brunswick Green £97.99
31-684 Class 10 No. 10 1001 BR Brunswick Green £97.99
31-685 Class 10 No. 10 1001 BR Brunswick Green £97.99
31-686 Class 10 No. 10 1001 BR Brunswick Green £97.99
31-687 Class 10 No. 10 1001 BR Brunswick Green £97.99
31-688 Class 10 No. 10 1001 BR Brunswick Green £97.99
31-689 Class 10 No. 10 1001 BR Brunswick Green £97.99
31-690 Class 10 No. 10 1001 BR Brunswick Green £97.99
31-691 Class 10 No. 10 1001 BR Brunswick Green £97.99
31-692 Class 10 No. 10 1001 BR Brunswick Green £97.99
31-693 Class 10 No. 10 1001 BR Brunswick Green £97.99
31-694 Class 10 No. 10 1001 BR Brunswick Green £97.99
31-695 Class 10 No. 10 1001 BR Brunswick Green £97.99
31-696 Class 10 No. 10 1001 BR Brunswick Green £97.99
31-697 Class 10 No. 10 1001 BR Brunswick Green £97.99
31-698 Class 10 No. 10 1001 BR Brunswick Green £97.99
31-699 Class 10 No. 10 1001 BR Brunswick Green £97.99
31-700 Class 10 No. 10 1001 BR Brunswick Green £97.99
31-701 Class 10 No. 10 1001 BR Brunswick Green £97.99
31-702 Class 10 No. 10 1001 BR Brunswick Green £97.99
31-703 Class 10 No. 10 1001 BR Brunswick Green £97.99
31-704 Class 10 No. 10 1001 BR Brunswick Green £97.99
31-705 Class 10 No. 10 1001 BR Brunswick Green £97.99
31-706 Class 10 No. 10 1001 BR Brunswick Green £97.99
31-707 Class 10 No. 10 1001 BR Brunswick Green £97.99
31-708 Class 10 No. 10 1001 BR Brunswick Green £97.99
31-709 Class 10 No. 10 1001 BR Brunswick Green £97.99
31-710 Class 10 No. 10 1001 BR Brunswick Green £97.99
31-711 Class 10 No. 10 1001 BR Brunswick Green £97.99
31-712 Class 10 No. 10 1001 BR Brunswick Green £97.99
31-713 Class 10 No. 10 1001 BR Brunswick Green £97.99
31-714 Class 10 No. 10 1001 BR Brunswick Green £97.99
31-715 Class 10 No. 10 1001 BR Brunswick Green £97.99
31-716 Class 10 No. 10 1001 BR Brunswick Green £97.99
31-717 Class 10 No. 10 1001 BR Brunswick Green £97.99
31-718 Class 10 No. 10 1001 BR Brunswick Green £97.99
31-719 Class 10 No. 10 1001 BR Brunswick Green £97.99
31-720 Class 10 No. 10 1001 BR Brunswick Green £97.99
31-721 Class 10 No. 10 1001 BR Brunswick Green £97.99
31-722 Class 10 No. 10 1001 BR Brunswick Green £97.99
31-723 Class 10 No. 10 1001 BR Brunswick Green £97.99
31-724 Class 10 No. 10 1001 BR Brunswick Green £97.99
31-725 Class 10 No. 10 1001 BR Brunswick Green £97.99
31-726 Class 10 No. 10 1001 BR Brunswick Green £97.99
31-727 Class 10 No. 10 1001 BR Brunswick Green £97.99
31-728 Class 10 No. 10 1001 BR Brunswick Green £97.99
31-729 Class 10 No. 10 1001 BR Brunswick Green £97.99
31-730 Class 10 No. 10 1001 BR Brunswick Green £97.99
31-731 Class 10 No. 10 1001 BR Brunswick Green £97.99
31-732 Class 10 No. 10 1001 BR Brunswick Green £97.99
31-733 Class 10 No. 10 1001 BR Brunswick Green £97.99
31-734 Class 10 No. 10 1001 BR Brunswick Green £97.99
31-735 Class 10 No. 10 1001 BR Brunswick Green £97.99
31-736 Class 10 No. 10 1001 BR Brunswick Green £97.99
31-737 Class 10 No. 10 1001 BR Brunswick Green £97.99
31-738 Class 10 No. 10 1001 BR Brunswick Green £97.99
31-739 Class 10 No. 10 1001 BR Brunswick Green £97.99
31-740 Class 10 No. 10 1001 BR Brunswick Green £97.99
31-741 Class 10 No. 10 1001 BR Brunswick Green £97.99
31-742 Class 10 No. 10 1001 BR Brunswick Green £97.99
31-743 Class 10 No. 10 1001 BR Brunswick Green £97.99
31-744 Class 10 No. 10 1001 BR Brunswick Green £97.99
31-745 Class 10 No. 10 1001 BR Brunswick Green £97.99
31-746 Class 10 No. 10 1001 BR Brunswick Green £97.99
31-747 Class 10 No. 10 1001 BR Brunswick Green £97.99
31-748 Class 10 No. 10 1001 BR Brunswick Green £97.99
31-749 Class 10 No. 10 1001 BR Brunswick Green £97.99
31-750 Class 10 No. 10 1001 BR Brunswick Green £97.99
31-751 Class 10 No. 10 1001 BR Brunswick Green £97.99
31-752 Class 10 No. 10 1001 BR Brunswick Green £97.99
31-753 Class 10 No. 10 1001 BR Brunswick Green £97.99
31-754 Class 10 No. 10 1001 BR Brunswick Green £97.99
31-755 Class 10 No. 10 1001 BR Brunswick Green £97.99
31-756 Class 10 No. 10 1001 BR Brunswick Green £97.99
31-757 Class 10 No. 10 1001 BR Brunswick Green £97.99
31-758 Class 10 No. 10 1001 BR Brunswick Green £97.99
31-759 Class 10 No. 10 1001 BR Brunswick Green £97.99
31-760 Class 10 No. 10 1001 BR Brunswick Green £97.99
31-761 Class 10 No. 10 1001 BR Brunswick Green £97.99
31-762 Class 10 No. 10 1001 BR Brunswick Green £97.99
31-763 Class 10 No. 10 1001 BR Brunswick Green £97.99
31-764 Class 10 No. 10 1001 BR Brunswick Green £97.99
31-765 Class 10 No. 10 1001 BR Brunswick Green £97.99
31-766 Class 10 No. 10 1001 BR Brunswick Green £97.99
31-767 Class 10 No. 10 1001 BR Brunswick Green £97.99
31-768 Class 10 No. 10 1001 BR Brunswick Green £97.99
31-769 Class 10 No. 10 1001 BR Brunswick Green £97.99
31-770 Class 10 No. 10 1001 BR Brunswick Green £97.99
31-771 Class 10 No. 10 1001 BR Brunswick Green £97.99
31-772 Class 10 No. 10 1001 BR Brunswick Green £97.99
31-773 Class 10 No. 10 1001 BR Brunswick Green £97.99
31-774 Class 10 No. 10 1001 BR Brunswick Green £97.99
31-775 Class 10 No. 10 1001 BR Brunswick Green £97.99
31-776 Class 10 No. 10 1001 BR Brunswick Green £97.99
31-777 Class 10 No. 10 1001 BR Brunswick Green £97.99
31-778 Class 10 No. 10 1001 BR Brunswick Green £97.99
31-779 Class 10 No. 10 1001 BR Brunswick Green £97.99
31-780 Class 10 No. 10 1001 BR Brunswick Green £97.99
31-781 Class 10 No. 10 1001 BR Brunswick Green £97.99
31-782 Class 10 No. 10 1001 BR Brunswick Green £97.99
31-783 Class 10 No. 10 1001 BR Brunswick Green £97.99
31-784 Class 10 No. 10 1001 BR Brunswick Green £97.99
31-785 Class 10 No. 10 1001 BR Brunswick Green £97.99
31-786 Class 10 No. 10 1001 BR Brunswick Green £97.99
31-787 Class 10 No. 10 1001 BR Brunswick Green £97.99
31-788 Class 10 No. 10 1001 BR Brunswick Green £97.99
31-789 Class 10 No. 10 1001 BR Brunswick Green £97.99
31-790 Class 10 No. 10 1001 BR Brunswick Green £97.99
31-791 Class 10 No. 10 1001 BR Brunswick Green £97.99
31-792 Class 10 No. 10 1001 BR Brunswick Green £97.99
31-793 Class 10 No. 10 1001 BR Brunswick Green £97.99
31-794 Class 10 No. 10 1001 BR Brunswick Green £97.99
31-795 Class 10 No. 10 1001 BR Brunswick Green £97.99
31-796 Class 10 No. 10 1001 BR Brunswick Green £97.99
31-797 Class 10 No. 10 1001 BR Brunswick Green £97.99
31-798 Class 10 No. 10 1001 BR Brunswick Green £97.99
31-799 Class 10 No. 10 1001 BR Brunswick Green £97.99
31-800 Class 10 No. 10 1001 BR Brunswick Green £97.99
31-801 Class 10 No. 10 1001 BR Brunswick Green £97.99
31-802 Class 10 No. 10 1001 BR Brunswick Green £97.99
31-803 Class 10 No. 10 1001 BR Brunswick Green £97.99
31-804 Class 10 No. 10 1001 BR Brunswick Green £97.99
31-805 Class 10 No. 10 1001 BR Brunswick Green £97.99
31-806 Class 10 No. 10 1001 BR Brunswick Green £97.99
31-807 Class 10 No. 10 1001 BR Brunswick Green £97.99
31-808 Class 10 No. 10 1001 BR Brunswick Green £97.99
31-809 Class 10 No. 10 1001 BR Brunswick Green £97.99
31-810 Class 10 No. 10 1001 BR Brunswick Green £97.99
31-811 Class 10 No. 10 1001 BR Brunswick Green £97.99
31-812 Class 10 No. 10 1001 BR Brunswick Green £97.99
31-813 Class 10 No. 10 1001 BR Brunswick Green £97.99
31-814 Class 10 No. 10 1001 BR Brunswick Green £97.99
31-815 Class 10 No. 10 1001 BR Brunswick Green £97.99
31-816 Class 10 No. 10 1001 BR Brunswick Green £97.99
31-817 Class 10 No. 10 1001 BR Brunswick Green £97.99
31-818 Class 10 No. 10 1001 BR Brunswick Green £97.99
31-819 Class 10 No. 10 1001 BR Brunswick Green £97.99
31-820 Class 10 No. 10 1001 BR Brunswick Green £97.99
31-821 Class 10 No. 10 1001 BR Brunswick Green £97.99
31-822 Class 10 No. 10 1001 BR Brunswick Green £97.99
31-823 Class 10 No. 10 1001 BR Brunswick Green £97.99
31-824 Class 10 No. 10 1001 BR Brunswick Green £97.99
31-825 Class 10 No. 10 1001 BR Brunswick Green £97.99
31-826 Class 10 No. 10 1001 BR Brunswick Green £97.99
31-827 Class 10 No. 10 1001 BR Brunswick Green £97.99
31-828 Class 10 No. 10 1001 BR Brunswick Green £97.99
31-829 Class 10 No. 10 1001 BR Brunswick Green £97.99
31-830 Class 10 No. 10 1001 BR Brunswick Green £97.99
31-831 Class 10 No. 10 1001 BR Brunswick Green £97.99
31-832 Class 10 No. 10 1001 BR Brunswick Green £97.99
31-833 Class 10 No. 10 1001 BR Brunswick Green £97.99
31-834 Class 10 No. 10 1001 BR Brunswick Green £97.99
31-835 Class 10 No. 10 1001 BR Brunswick Green £97.99
31-836 Class 10 No. 10 1001 BR Brunswick Green £97.99
31-837 Class 10 No. 10 1001 BR Brunswick Green £97.99
31-838 Class 10 No. 10 1001 BR Brunswick Green £97.99
31-839 Class 10 No. 10 1001 BR Brunswick Green £97.99
31-840 Class 10 No. 10 1001 BR Brunswick Green £97.99
31-841 Class 10 No. 10 1001 BR Brunswick Green £97.99
31-842 Class 10 No. 10 1001 BR Brunswick Green £97.99
31-843 Class 10 No. 10 1001 BR Brunswick Green £97.99
31-844 Class 10 No. 10 1001 BR Brunswick Green £97.99
31-845 Class 10 No. 10 1001 BR Brunswick Green £97.99
31-846 Class 10 No. 10 1001 BR Brunswick Green £97.99
31-847 Class 10 No. 10 1001 BR Brunswick Green £97.99
31-848 Class 10 No. 10 1001 BR Brunswick Green £97.99
31-849 Class 10 No. 10 1001 BR Brunswick Green £97.99
31-850 Class 10 No. 10 1001 BR Brunswick Green £97.99
31-851 Class 10 No. 10 1001 BR Brunswick Green £97.99
31-852 Class 10 No. 10 1001 BR Brunswick Green £97.99
31-853 Class 10 No. 10 1001 BR Brunswick Green £97.99
31-854 Class 10 No. 10 1001 BR Brunswick Green £97.99
31-855 Class 10 No. 10 1001 BR Brunswick Green £97.99
31-856 Class 10 No. 10 1001 BR Brunswick Green £97.99
31-857 Class 10 No. 10 1001 BR Brunswick Green £97.99
31-858 Class 10 No. 10 1001 BR Brunswick Green £97.99
31-859 Class 10 No. 10 1001 BR Brunswick Green £97.99
31-860 Class 10 No. 10 1001 BR Brunswick Green £97.99
31-861 Class 10 No. 10 1001 BR Brunswick Green £97.99
31-862 Class 10 No. 10 1001 BR Brunswick Green £97.99
31-863 Class 10 No. 10 1001 BR Brunswick Green £97.99
31-864 Class 10 No. 10 1001 BR Brunswick Green £97.99
31-865 Class 10 No. 10 1001 BR Brunswick Green £97.99
31-866 Class 10 No. 10 1001 BR Brunswick Green £97.99
31-867 Class 10 No. 10 1001 BR Brunswick Green £97.99
31-868 Class 10 No. 10 1001 BR Brunswick Green £97.99
31-869 Class 10 No. 10 1001 BR Brunswick Green £97.99
31-870 Class 10 No. 10 1001 BR Brunswick Green £97.99
31-871 Class 10 No. 10 1001 BR Brunswick Green £97.99
31-872 Class 10 No. 10 1001 BR Brunswick Green £97.99
31-873 Class 10 No. 10 1001 BR Brunswick Green £97.99
31-874 Class 10 No. 10 1001 BR Brunswick Green £97.99
31-875 Class 10 No. 10 1001 BR Brunswick Green £97.99
31-876 Class 10 No. 10 1001 BR Brunswick Green £97.99
31-877 Class 10 No. 10 1001 BR Brunswick Green £97.99
31-878 Class 10 No. 10 1001 BR Brunswick Green £97.99
31-879 Class 10 No. 10 1001 BR Brunswick Green £97.99
31-880 Class 10 No. 10 1001 BR Brunswick Green £97.99
31-881 Class 10 No. 10 1001 BR Brunswick Green £97.99
31-882 Class 10 No. 10 1001 BR Brunswick Green £97.99
31-883 Class 10 No. 10 1001 BR Brunswick Green £97.99
31-884 Class 10 No. 10 1001 BR Brunswick Green £97.99
31-885 Class 10 No. 10 1001 BR Brunswick Green £97.99
31-886 Class 10 No. 10 1001 BR Brunswick Green £97.99
31-887 Class 10 No. 10 1001 BR Brunswick Green £97.99
31-888 Class 10 No. 10 1001 BR Brunswick Green £97.99
31-889 Class 10 No. 10 1001 BR Brunswick Green £97.99
31-890 Class 10 No. 10 1001 BR Brunswick Green £97.99
31-891 Class 10 No. 10 1001 BR Brunswick Green £97.99
31-892 Class 10 No. 10 1001 BR Brunswick Green £97.99
31-893 Class 10 No. 10 1001 BR Brunswick Green £97.99
31-894 Class 10 No. 10 1001 BR Brunswick Green £97.99
31-895 Class 10 No. 10 1001 BR Brunswick Green £97.99
31-896 Class 10 No. 10 1001 BR Brunswick Green £97.99
31-897 Class 10 No. 10 1001 BR Brunswick Green £97.99
31-898 Class 10 No. 10 1001 BR Brunswick Green £97.99
31-899 Class 10 No. 10 1001 BR Brunswick Green £97.99
31-900 Class 10 No. 10 1001 BR Brunswick Green £97.99
31-901 Class 10 No. 10 1001 BR Brunswick Green £97.99
31-902 Class 10 No. 10 1001 BR Brunswick Green £97.99
31-903 Class 10 No. 10 1001 BR Brunswick Green £97.99
31-904 Class 10 No. 10 1001 BR Brunswick Green £97.99
31-905 Class 10 No. 10 1001 BR Brunswick Green £97.99
31-906 Class 10 No. 10 1001 BR Brunswick Green £97.99
31-907 Class 10 No. 10 1001 BR Brunswick Green £97.99
31-908 Class 10 No. 10 1001 BR Brunswick Green £97.99
31-909 Class 10 No. 10 1001 BR Brunswick Green £97.99
31-910 Class 10 No. 10 1001 BR Brunswick Green £97.99
31-911 Class 10 No. 10 1001 BR Brunswick Green £97.99
31-912 Class 10 No. 10 1001 BR Brunswick Green £97.99
31-913 Class 10 No. 10 1001 BR Brunswick Green £97.99
31-914 Class 10 No. 10 1001 BR Brunswick Green £97.99
31-915 Class 10 No. 10 1001 BR Brunswick Green £97.99
31-916 Class 10 No. 10 1001 BR Brunswick Green £97.99
31-917 Class 10 No. 10 1001 BR Brunswick Green £97.99
31-918 Class 10 No. 10 1001 BR Brunswick Green £97.99
31-919 Class 10 No. 10 1001 BR Brunswick Green £97.99
31-920 Class 10 No. 10 1001 BR Brunswick Green £97.99
31-921 Class 1

Selling your model railways?

Warwick and Warwick have an expanding requirement for early to modern collections of British and Foreign trains and train sets from large accumulations to items of individual value. Our customer base is increasing dramatically and we need an ever larger supply of quality material to keep pace with demand. The market has never been stronger and if you are considering the sale of your collection, now is the time to act.



FREE VALUATIONS - We will provide a free, professional valuation of your collection, without obligation on your part to proceed. Either we will make you a fair, binding private treaty offer, or we will recommend inclusion of your property in our next public auction.

FREE TRANSPORTATION - We can arrange insured transportation of your collection to our Warwick offices completely free of charge. If you decline our offer, we ask you to cover the return carriage costs only.

FREE VISITS - Visits by our valuers are possible anywhere in the country or abroad, usually within 48 hours, in order to value large collections. Please phone for details.

ADVISORY DAYS - We are staging a series of advisory days and will be visiting the following towns within the next few weeks: Gloucester, Burton upon Trent, Belfast, Buckingham, Grantham, Stamford, Crewe, Kidderminster, Llanelli, Pontypridd, Worthing, Farnham, Salisbury, Cheltenham, Finchley, Ramsgate, Canterbury, Ipswich, Chelmsford, Newark, Newport, Monmouth, Huddersfield and Chesterfield.

Please visit our website or telephone for further details.

EXCELLENT PRICES - Because of the strength of our customer base we are in a position to offer prices that we feel sure will exceed your expectations.

ACT NOW - Telephone or email Richard Beale today with details of your property.



Get the experts on your side!



Warwick & Warwick

AUCTIONEERS AND VALUERS
www.warwickandwarwick.com

Warwick & Warwick Ltd., Chalon House, Scar Bank,
Millers Road, Warwick CV34 5DB England

Tel: (01926) 499031 • Fax: (01926) 491906
Email: richard.beale@warwickandwarwick.com

CELEBRATING OUR 50th ANNIVERSARY
FAREHAM & DISTRICT MRC
PROUDLY PRESENTS
FAREHAM RAILEX

Fareham Leisure Centre,
Park Lane, Fareham, PO16 7JU

Sat, 1st Oct 1000 ~ 1730
Sun, 2nd Oct 1000 ~ 1630

Admission £6 Over 30 layouts booked
Accompanied Demonstrations
Children Free Full Trade Support by
(under 16's) National and Local Names

Free parking for up to 3hrs
On-site catering

@farehammrc

Fareham & District Model Railway Club
www.fareham-mrc.org.uk/railex-2016

Free Heritage Bus Service from Fareham
Railway Station to the Leisure Centre
(courtesy SDTHT)

Supported
by
SQUIRES

FAREHAM
& District Model Railway Club

O & OO
New Limited Edition
Wessex Wagon
launched at
show

**We put you in the driving
seat of your model locos**



Andy Harris

DCC Fitting with a smile

Call Andy; he solves problems for modellers
in 0 and OO, and other scales.

He'll guide you in the confusing world of DCC.
Independent FREE advice on what to do . . .

. . . and not to do;

NEW layout visits and advisory service (chargeable).

Top-quality Sound and Lighting

Reliable, fully-guaranteed

Prompt—No long waits

We supply market-leading ECoS controllers and install
decoders, sound and lighting using components from all
main manufacturers, including ESU LokSound equipment.

Don't pay full price for obsolete components.



DCC Fitting Limited

01934 510262

8.30 am to 9 pm, Monday to Saturday

12 Hanover Close, Weston-super-Mare BS22 7UJ

www.dccfitting.co.uk

MegaPoints Controllers

Awesome layout control system


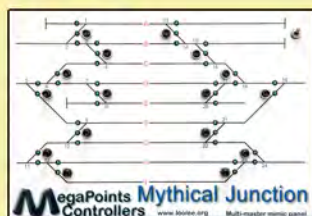
*Includes semaphore
bounce - see web
for details*

MegaPoints Servo Controller features:-

- Control up to 12 points or semaphores!
- Can be used for gates, uncouplers, barriers, doors etc.
- Simple setup – programming buttons on the main board!
- Variable speed control and reversing.
- Built in memories for quick route setup!
- All connections via plugs (*supplied*), no soldering needed.
- Uses industry standard servos costing as little as £1.50 each!
- Amazing semaphore bounce realism - physics modelled and random, each bounce is subtly different!
- Works with analogue, DCC, steam, any gauge.

**MegaPoints Controller £50
DCC Module £25**

Control your layout from one
or more mimic panels using
just a single cable.
See the videos on
our web site.



Size 7cm x 7cm

Web & details: www.megapointscontrollers.com

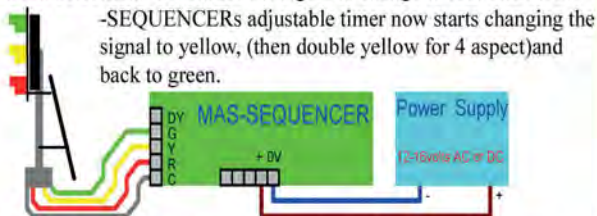
Designed and built in sunny Cheshire, UK.

Rev: 16-02

HEATHCOTE ELECTRONICS

detection control effects

The MAS-SEQUENCER controls 2, 3 or 4 aspect LED signals. After passing the signal the train is detected with the MAS-SEQUENCERS built in infra red detection. This causes the signal to change to red. The MAS



The diagram shows the simplicity of the wiring. A terminal is also provided for Manual override to red for stations and junctions. Lines with more than one signal use IRDASC-4 units to control the other signals. A single wire from the MAS-SEQUENCER to the IRDASC-4 synchronises the aspects of the signals. Units are compatible with conventional and DCC control.

For working Dapol semaphore signals automatically we have the Semaphore-Sequencer. This detects trains approaching the signal, changes the signal to clear and starts an adjustable timer. At the end of the timing interval the signal returns to danger.

MAS SEQUENCER £16.95 SEMAPHORE SEQUENCER £17.40
p & p £3.80 per order

We stock **CR Signals** in N and OO gauge. These are suitable for the MAS-Sequencer.

Payment by cheque credit/debit card, paypal or postal order.

www.heathcote-electronics.co.uk

email: cah@heathcote-electronics.co.uk phone/fax: 01538 756800
Heathcote Electronics, 1 Haydock Close, Cheadle Staffs, ST10 1UE

Illustrated Catalogues Including Post
00.009 (1/76th Scale) £6 In Colour
N (1/148th) £5 In Colour
O (1/43rd) £4 In Colour

Mail Order By Return P+P £4, over £40 Post Free
Unpainted metal kits-glue with epoxy glue (£5.75)

LANGLEY MODELS
166 Three Bridges Road, Crawley, Sussex, RH10 1LE
Tel: 01293 516329 Fax: 01293 403955 www.langleymodels.co.uk



Rowing boat & rowing figure	£4.90	6 Painters & Plasterers	£5.35
2 large Station Name Board (68x8mm)	£5.20	8 Pavers & Fencers	£6.80
2 small Station Name Board (46x8mm)	£5.20	Welders & equipment	£5.35
2 wide Station Name Board (62x15mm)	£5.20	Workmen on ladders	£6.80
Canoe's & figures (single & double)	£4.90	Road Repair & Surveying - 6 figs etc.	£5.30
10 chickens & 1 cockerel	£4.40	40/50's & women working (housewives)	£5.30
12 assorted Seagulls	£4.75	Football match (25 figures inc referee)	£17.70
Small Seashore Turns & Blackhead Gulls	£3.60	Football Supporters (10 figures)	£7.25
6 assorted Cats	£4.05	In Bad Taste (adults only) (8 figs, 1 dog)	£7.25
Foxes, boxing Hares & rabbits	£4.05	Fire Escape (for outside of buildings)	£11.55
10 Wild animals	£4.70	Gnomes, Statues & garden Ornaments	£4.95
10 Wild birds	£4.60	large 'Neptune' Water Fountain	£6.80
12 assorted Doves & pigeons	£4.60	6 boys playing with toys	£5.30
4 assorted Deer & 1 stag	£4.60	6 girls playing with toys	£5.30
8 assorted Rock Climbers	£6.80	Boys with go-kart & pedal car	£5.05
Film Camera and Sound Crew	£5.70	2 Telegraph poles	£6.95
Childrens Playground scene	£14.45	Seaside Ballustrade Posts	£5.80
LNWR/LMS standard Signal Box	£60.65	3 Jockeys & Racehorses	£8.75
8 assorted Farm figures	£6.80	3 Horses & Riders (galloping/jumping)	£8.75
assorted Garden Greenhouses	£11.15	Schoolgirls and teachers	£6.05
assorted Garden Sheds	£10.60	NEW Schoolboys and teacher (8)	£6.05
10 assorted Hikers	£7.10	Nightwatchman with hut & brazier	£7.15
10 Clergymen & Choirboys	£7.10	2 prams, childrens trolley & 3 figures	£6.15
2 Horses (no harness)	£4.20	Wishing well and Dove cote	£4.75
8 coal or potato Sacks	£4.60	8 Police/traffic wardens/school Xing figs	£6.80
Cliff Railway-Coaches,accessories & motorising	£144.95	Crazy Golf course set-figures,flags etc	£23.05
Pavilion building(cricket,cafe,scout,etc)	£37.55	4 Platform double bench seats	£4.20
Fisherman & Equip (rds,box & shelter)	£7.60	10 pieces of platform luggage	£4.20
4 ass. Scooters & riders (Mods)	£12.05	4 15' Platform canopy pillars	£5.05
4 ass. Motorcycles & riders (Rockers)	£12.25	4 x 12' Platform Canopy Pillars	£5.05

Hunt Scene-4 horses & riders 8 hounds	£6.80	Parcel van - 1 horse	£6.00
Working Men 1 on Ladder & 1 on trestle	£4.50	Delivery trolley - 2 horse	£6.30
8 Pigs	£3.30	Hansom Cab	£4.40
10 Chickens	£3.30	Gypsy caravan, horse & figures	£10.10
2 Shire Horses	£3.30	Morris Commercial Van 1 ton 1950's	£5.80
Pub/Cafe Scene	£3.30	Shand Mason horse drawn fire engine	£10.10
Funeral Scene	£2.80	Leyland Beaver flatbed lorry 1949-70's	£6.30
White Wedding Scene	£5.80	Leyland Beaver 3 way Tipper 1949-70's	£8.50
Cricket Game Figures	£4.40	Coal cart - horse drawn	£6.00
Cricket Sight Screen & Scoreboard	£6.20	Brewery Dray - horse drawn	£6.20
2 Horse Plough and Ploughman	£4.80	Railway Delivery lorry 5 ton 2 horse	£6.20
15 ass Loco Lamps (square, round, guard)	£2.80	Ruston Bucyrus 19RB face shovel	£7.55
			£15.80

MAC'S MODEL



RAILROADING

4-8 REFORM STREET KIRRIEMUIR SCOTLAND DD8 4BS

TEL: 01575 572397

WWW.MACSMODELS.CO.UK WWW.ECSCENICS.CO.UK

SALES@ECSCENICS.CO.UK

OPEN MONDAY-SATURDAY 10:30 - 5:00

CLOSED THURSDAY

BRITISH, AMERICAN AND CONTINENTAL OUTLINE STOCKED

COMPREHENSIVE WOODLANDS SCENIC SELECTION

Olivia's Trains of Sheffield

'OO' Gauge UK DCC Sound Specialists. 25a Mansfield Rd, Intake, S12 2AE
Extensive UK sound library utilising the Loksound decoders.

DCC/ Sound Fitting Whilst You Wait.



Coming 2016 - Class 73 In EW&S, Fragonset & Network Rail pre-order now!

For More details on the above & all our stock visit:

www.oliviastrains.com

Tel: 0114 3216 160 Tel: 0114 2647 449 Mob: 0755 7126 651

e-mail: oliviastrains@blueyonder.co.uk



FOLKESTONE 2016



Folkestone Model Railway Club



MODEL RAILWAY EXHIBITION

Leas Cliff Hall, Folkestone
Sat 1st & Sun 2nd October, 10am-5pm

ADULT: £6.50 SENIOR: £5
CHILD: £3 FAMILY: £15



Supported by:



www.folkestone-mrc.com

ELEVATION THROUGH INNOVATION

NELEVATION

Designed and made in England

The Revolutionary New Fiddle Yard

- Store up to 20, N Gauge trains or 12, OO trains.
- Keep your trains in a safe, dust free environment.
- Display your collection while operating your layout.
- Independent control of two running lines.
- End to end operation or tail chasers.
- Operate multiple level layouts.
- Electronically controlled. DC/DCC compatible.
- Plug and Play. No soldering!
- Simple to install and fun to use.
- Interchangeable. Move from layout to layout.
- Customisable graphics and colour options.
- Compatible with UK, US and European outline.
- Save space. Save time. Save Money!

Compatible with:

N Gauge, OO Gauge, EM, P4 & S4



Come and see us this year at:

The International N Gauge Show

Warwick, 10th & 11th September

The National Festival of Railway Modelling

Peterborough, 15th & 16th October

Warley National Model Railway Show

NEC, 26th & 27th November

email: info@Nelevation.com

www.Nelevation.com

Tel. 01487 825317

A Fiddle Yard For Life!

SOUTHERN ELECTRIC

COACH AND UNIT NUMBER SETS FOR BR/SOUTHERN REGION
ELECTRIC UNITS IN BOTH GREEN & BLUE LIVERIES

sheets also include small brandings and other useful lettering transfers



EXPRESS



SUBURBAN



RURAL

4BIG (2 UNITS) CLASS 420
4REP (2 UNITS) CLASS 430
4TC (2 UNITS) CLASS 491
4BEP (2 UNITS) CLASS 410
4CEP (5 UNITS) CLASS 411
4BIG (2 UNITS) CLASS 420
4BUP (2 UNITS) CLASS 404/1
4RES (2 UNITS) CLASS 404
4COR (5 UNITS) CLASS 404/2
4LAV (Bulleid)
4CIG (5 UNITS) CLASS 421
2BIL (5 UNITS) CLASS 401
2HAL (Bulleid) (2 UNITS) CLASS 402
6-L2 (UNITS) CLASS 202
6-B (1 UN IT) CLASS 203
6-S (1 UN IT) CLASS 201
6PUL (3 UNITS)
6CIT (1 UNIT)
6PAN (2 UNITS)
4LAV (4 UNITS)
FRH4027/SE3 : EXPRESS : 4mm/00
FRH2027/SE3 : EXPRESS : 2mm/N

3SUB LSWR
3SUB LBSG
4EPB (7 UNITS) CLASS 415/2
4SUB (Sheba) (2 UNITS) 405
4SUB Southern (1 UNIT)
4EPB (Bulleid) (3 UNITS) CLASS 415/1
4SUB (Bulleid) (7 UNITS) CLASS 405
4DD (2 UNITS)
2EPB (Bulleid) (3 UNITS) CLASS 416/1
2NOL (2 UNITS)
2EPB (3 UNITS) CLASS 416/2
2HAL (6 UNITS) CLASS 402
FRH4027/SE2 : SUBURBAN : 4mm/00
FRH2027/SE2 : SUBURBAN : 2mm/N

2HAP (Bulleid) (4 UNITS)
CLASS 414/1
2HAP (6 UNITS) CLASS 414
2-H (3 UNITS) CLASS 205
2-BIL (6 UNITS) CLASS 401
3-R (2 UNITS) CLASS 206
3-H (3 UNITS) CLASS 205
3-D (2 UNITS) CLASS 207
FRH4027/SE1 : RURAL : 4mm/00
FRH2027/SE1 : RURAL : 2mm/N

4COR (5 UNITS) CLASS 404/2
4BUP (2 UNITS) CLASS 404/1
4-vep sets
4BEP (2 UNITS) CLASS 410
4CEP (5 UNITS) CLASS 411
4CIG (5 UNITS) CLASS 421
6-L2 (UNITS) CLASS 202
6-B (1 UN IT) CLASS 203
6-S (1 UN IT) CLASS 201
4GRI (2 UNITS) CLASS 404
4BIG (2 UNITS) CLASS 420
4REP (2 UNITS) CLASS 430
4TC (2 UNITS) CLASS 491
2HAL (Bulleid) (2 UNITS) CLASS 402
2BIL (6 UNITS) CLASS 401
F4212/SE3 : EXPRESS : 4mm/00
F2212/SE3 : EXPRESS : 2mm/N

AVAILABLE IN
4MM/00 &
2MM/N
GAUGES

FOX TRANSFERS LTD
TEL +44 (0)116 319 4950

Unit 5, Priory Business Park, Wistow Road,
Kibworth, Leicestershire LE8 0RX, ENGLAND callers by appointment
email: sales@fox-transfers.co.uk web: www.fox-transfers.co.uk



PETER'S SPARES

**MODEL RAILWAYS LIMITED
MAIL ORDER & REPAIR SPECIALISTS**



- ✦ New & Used Hornby Spare Parts
- ✦ Our own spare parts made in China
- ✦ Locomotives and Rolling Stock
- ✦ Plastic Kits, Paints, Tools & Glues
- ✦ Digital Decoders & Controllers
- ✦ Locomotive Detailing parts
- ✦ Mega Steam Smoke Fluid
- ✦ Tracks & Train Sets
- ✦ We have it all at Peters Spares

We have just purchased the remaining

NEW 15,000 HORNBY SPARES from NEW EAST KENT MODELS specific to CHINESE MADE HORNBY MODELS,
we are cataloging these parts please
enquire or visit our website to view
current stock levels.



NEW & USED MODEL RAILWAYS

Specialists in Model Trains since 1994 - Servicing, Repairs & DCC Decoder Fitting
2J Brighthouse Business Village, Riverside Park, Middlesbrough, Cleveland TS2 1RT

Tel: 01642 909794

Open Mon-Sat 10am - 5pm

Web: www.petersspares.com

Email: sales@petersspares.com



RADLEY MODELS



**NEW DREADNOUGHTS TO GO WITH THE HELJAN
MET BO-BO IN 4mm OO GAUGE**



**OUR NEW RF KIT
IN 7mm O GAUGE**

**OUR NEW M CLASS TRAM
AND THE HELL DRIVERS
DODGE BOTH
IN 7mm O GAUGE**



**WWW.RADLEYMODELS.CO.UK
or 01425479377**

Rail-Ex Taunton 2016

**Taunton School
Staplegrove Road
Taunton
TA2 6AD**

SATURDAY 22nd OCTOBER

10.00 to 5.00

SUNDAY 23rd OCTOBER

10.00 to 4.00

- 21 Exhibition layouts of the highest quality
- **NEW for 2016:** Additional 'micro layout' exhibition space
- Superb varied trade support to suit all possible needs
- Modelling demonstrations, associations and societies
- Unrivalled catering in the historic main school restaurant offering hot drinks to full meals including Sunday roast
- First aid cover, ample free parking (blue badge spaces) and level fully accessible venue

Organised by: The Somerset Railway Modellers Club

Further Info. Website: www.somersetrmc.org.uk/Rail-EX

'Follow' on Twitter @RailEx25

'Like' on Facebook www.facebook.com/RAILEXTAUNTON



ROXLEY MODELS

SPECIALIST ADVICE FOR ALL YOUR RAILWAY NEEDS



BR 4-4-2T Adams Radial 415 Class - Late BR



Telephone: 01372 452976

Website: www.roxleymodels.co.uk

Email: enquiries@roxleymodels.co.uk

Address: 4 Beckley Parade, Leatherhead Road, Great Bookham, Surrey, KT23 4RQ
Opening Hours: Mon-Fri (9.30-17.00), Sat (10.15-17.00), Sun (Closed)

N Gauge Coach Lights Now Available!

Easy-Fit Sound & Lighting

Add real sound & lighting to your layout!

Fit real sound in your train - only £40!
Tiny motion controlled sound capsule and battery - no wiring

Steam Diesel DMU!

Works on both DC & DCC! Steam, Diesel, Goods....
Easy Fit - no wiring, no Pickups, no Switches, no Soldering
Ask for free guide to fitting SFX Sound into N gauge

NEW Automatic Coach Lights for any Coach
Easy fit - motion activated - no wiring, no pickups, no flickering

Now Available in N!

Now Available in N & OO - from under £20 complete

Available direct from www.dcpexpress.com & model shops
Order by 3pm for same day First Class despatch

Train-Tech
Model Technology Made Easy

FREE BROCHURE FREE

DCP Express
Bryon Court
Bow Street
Great Ellingham
NR17 1JB, UK

01953 457800 / www.Train-Tech.com

£4 UK P&P - this month quote HBY1016 for £2 off postage!

OSBORN'S MODELS

DOING 'N' SCALE on a BIG SCALE

CHELtenham Limited Edition

SCHOOLS OUT FOR SUMMER

7 HONESTONE ST, BIDEFORD, N. DEVON, EX39 2DL 01237 423453

www.osbornsmodels.com

Trains4U.com

01733 895989 Trains4U@btconnect.com

Peterborough's Model Railway and Slot Car Specialists

HORNBY **HELJAN** **GRAHAM FARISH** **DAPOL** **PECO**

SPECTRE **Revell** **AIRFIX** **TAMIYA** **ESU** **WILLS KITS** **TCS** **SCALEXTRIC**

27 St. David's Square, Fengate, Peterborough PE1 5QA
Open Tue-Sat 9.00-17.00, Sun 10.30-15.30

Sig-naTrak®

Model railway electronics by GFB Designs

Our DCC controller!

- ★ Up to 9999 train and 2044 accessory addresses
- ★ Trains and accessories can be named
- ★ Easy to use - elegant, clearly-labelled touch keys - clear, colour graphical display
- ★ Drive from the touch panel, or optional handsets
- ★ Generous 3.5A or 5A output!

The ACE
NMRA-compliant DCC controller with full decoder programming and reading functions.
Compact: only 220x150x45mm!

DCS2044 - 3.5A £158.00
DCS2044H - 5A £174.00

and for accessories..... £14.00

The IMP (part no: DS11001)
Servo controller - DCC or DC. £14.00

The GEM (part no: DPD2001)
Point motor - DCC or DC. £17.00

The DRIVER (BHS1204)
ACE Handset. Up to four may be added. £19.00

See website or send large-letter SAE for more details. (prices inc. VAT, p+p extra)
GFB Designs - WE put YOU in control!

RCS0009 - Servo - Recommended for use with the IMP. £3.00

RAS1202 - Accessory Switch - Plug into GEM or IMP. Switches up to 4A current for live frogs or accessories. £5.00

Layout control modules - DCC or LocoNet(TM)

- DAC20 Accessory Decoder - 8 outputs, built-in CDU. £35.00
- SIGM20 Colour-light Signal Controller - 6 or 8 outputs. £34.00
- DTM30 Digital Tower Master - 30 inputs & outputs. £63.00
- DSS1 Loco Shuttle - automatic train running sequences. £60.00
- TXC1 Turntable Controller - automatic indexing. £30.00
- MSC8 Scenery Animator - control lights, motors & servos. £30.00

67 Boddens Hill Road, Stockport, SK4 2DG
Tel: 0161 883 2022; fax: 0161 883 2077
Email: info@signatrak.co.uk; Web: www.signatrak.co.uk

MODEL RAILWAY SOLUTIONS

Tel: 01202 798068
Email: info@modelrailwaysolutions.co.uk

Contact us for a quote on all your baseboard and helix requirements, either bespoke or from our own modular range.

Please take a moment to browse our online store or visit us at -
Unit 1, 10-12 Alder Hills, Poole, Dorset. BH12 4AL.

www.modelrailwaysolutions.co.uk

MORRIS MODELS

80 Manor Road, N Lancing, West Sussex, BN15 0HD
Tel 01903 754850
www.morris-models.co.uk
info@morrismodels.co.uk

We are between Brighton & Worthing, just off A27 west of Shoreham Airport

BRITISH RAILWAYS
HORNBY, PECO, DAPOL, HELJAN
PLUS MANY OTHER RANGES OF SCENIC MATERIALS, BUILDINGS, VEHICLES etc

BICYC-LED
OO/HO & N Cycles & M/cycles with working lights!!
See our webshop for details
Easy free parking!!
Open Mon - Sat 9.30 to 5.00

CONTINENTAL RAILWAYS
FLEISCHMANN, Roco, BRANCO, TRIX, Preiser, NOCH, MINITRAINS

Map: Shows location between Brighton and Worthing, off A27 west of Shoreham Airport. Includes landmarks like Brighton, Worthing, and Shoreham.




sawyermodels@earlestown

SAWYER MODELS



@SawyerModels



27 BRIDGE STREET, EARLESTOWN,
NEWTON-LE-WILLOWS, MERSEYSIDE, WA12 9BE

Bachmann G Scale Thomas Set	£199.00
Hornby Class 71	£126.00
Graham Farish 374-992 Hunsley Barclay Train Coaches	£44.00
Heljan Class 33s	£92.00

Pre Owned items also available

Situated on Bridge Street, Sawyer Models are OPEN Monday to Wednesday and Friday to Saturday 10am to 5pm CLOSED Thursdays and Sundays with FREE parking throughout Earlestown and only a 2 minute walk from Earlestown train station.



01925 227835 • sawyermodels@hotmail.com
www.sawyermodels.co.uk

Skytrex Model Railways



Subscribe to our newsletter.
Details on website

OO gauge model kits cast in resin and white metal



Unit 1 Charnwood Business Park
North Road
Loughborough Leicestershire LE11 1LE
tel: 01509 213789
www.skytrexmodelrailways.com

For O gauge models go to www.ogauge.co.uk



and much more . . .

Opening hours: Tuesday to Saturday 9.30 am to 5.00 pm

TRY OUR SAME-DAY DESPATCH MAIL ORDER SERVICE.
ALL MAJOR CREDIT/DEBIT CARDS ACCEPTED.

SouthWest digital

Distributor
for the UK



As real as it gets!

New **YouTube** channel, see website for details
ALL products come with a 2 year warranty and FREE return postage

Close your eyes and
you're there!

UDRIVE

responsive sound algorithm

The highest quality sounds in all
gauges. A wide range of responsive
steam and diesel sounds developed
for the all new UDRIVE



Crystal clear digital sound

Test drive the latest loco sounds with
stunning clarity at SWD – call now for
more info

T: 01934 515382 info@swd4esu.co.uk
www.southwestdigital.co.uk

WE WANT YOUR Model Railways



We will buy
almost any Railway
Collection, large or small.
All gauges will be taken, in any
condition. We always give an honest
price and will collect and dismantle any layout.

Telephone: **01302 371623**

Mobile: **07526 768178**

or email: anoraksanonymous@googlemail.com



OptiVISOR

The precision binocular magnifier
that leaves both hands free

OptiSIGHT™

The OptiSIGHT magnifying visor provides hands-free magnification for more accurate and efficient viewing. The visor tilts up for normal viewing, or down for magnification. OptiSIGHT™ brings work closer into focus, reducing eye strain and fatigue. Available in blue or green, constructed from plastic with optical grade acrylic prismatic lenses.



Supplied with 3 lens plates (1.75x, 2x & 2.5x).

NEW
£29.95

OptiVISOR

A professional quality headband magnifier which has been used by thousands of modellers for the past 30 years. The prismatic glass lenses are ground and polished to precision optical standards, bevel edged and mounted in an interchangeable plastic frame.



Supplied with 1 lens plate, choose from (1.5x, 1.75x, 2x, 2.5x, 2.75 & 3.5x).

from
£49.95

Order the **OptiVISOR** with the **VisorLIGHT** for £76.90 and receive a **FREE OptiLOUPE**. Quote **HORNBY** for **FREE POSTAGE**

OptiVISOR (with one lens plate)	£49.95
OptiLOUPE	£12.95
VisorLIGHT	£26.95
Spare Plate	£29.95
OptiSIGHT (with three lens plates)	£29.95



Viking Optical Centres

With shops in Glasgow, Edinburgh & Halesworth

Mail Order: **01986 875315** www.vikingopticalcentres.co.uk
Blyth Road, Halesworth, Suffolk, IP19 8EN Tel: 01986 875315

YouChoos

DCC Sound

LET'S MAKE SOME NOISE!

Choose from 100+ British sound projects developed by YouChoos for ZIMO



Designed for easy & intuitive control

The full Zimo range, sound and non-sound, speakers, controllers, programmers



YouChoos lighting products, Stay-alives, wide range of cube speakers, mini-connectors & more

Enabling you to make your models special!



Meet us at Warley
NEC Birmingham
26th & 27th November

0844 7725052

www.YouChoos.co.uk john@youchoos.co.uk

GRIMY TIMES

MODEL RAILWAYS

www.grimytimes.co.uk

187 Orford Lane, Warrington, Cheshire WA2 7BA

Open daily 10am-5.00pm Closed Thursdays & Sundays
01925 632209
07921 830484



The Home of Grimy Times Weathering

- Excellent range of products and very competitive prices.
- Weathering, Renumbering & Renaming Service.
- Displays of pre-weathered locomotives for sale.
- Advice from professional railway modellers.
- DCC fitting service / Repairs & Servicing.



Sankey Scenics

Over 800 different packs of
Quality Signage & Titled Trains



COACH DESTINATION BOARDS

GENERAL ARKRIGHT'S STORE

TOPLEY DALE

THE RAILWAY

THE MOST COMPREHENSIVE RANGE OF MODEL SIGNAGE

Tel: 07565 892209

www.sankeyscenics.co.uk

NEW ITEMS

MODEL RAILWAY SIGNS

THE WARRINGTON

THE WARRINGTON

THE WARRINGTON

THE WARRINGTON

THE WARRINGTON

THE WARRINGTON

THE WARRINGTON

THE WARRINGTON

UK TOY & MODEL AUCTIONS

LIMITED

Specialist Auctioneers of Toys & Models



OUR NEXT AUCTION IS ON
Monday, 17th October, 2016

at Craxton Wood Hotel,

(on A540) Parkgate Road, Ledsham, Nr. Chester, Cheshire CH 66 9PB

Viewing 9.30 a.m. - 11.30 a.m. Auction starts 11.30 a.m.

UP TO 600 LOTS including: Hornby, Bachmann, Hornby Dublo 2/3 rail including Pre-war Sets, N Gauge, Live Steam, Lima, Dinky Toys, Corgi, Matchbox, 0 Gauge, EFE's & OOC Buses, Corgi Commercials, Extensive Skaledale Collection, Books, Model Soldiers, Military Vehicles etc.

Catalogues £3.50 including postage available from:

UK TOY AND MODEL AUCTIONS LTD.,

46 Wirral Gardens, Bebington, Wirral, Merseyside CH63 3BH
Telephone: Barry Stockton 0151 334 3362 or Tony Oakes 01270 652773

CATALOGUE AND MORE INFORMATION ON OUR WEBSITE

www.uktoyauctions.com

AUTUMN SALE

SALE OF 2015 HORNBY STOCK

All K1's£85
 A3 Minoru£115
 A3 Booklaw£115
 Duchess of Sutherland£115
 All BR GWR 280/282 tanks£75
 O1 2-8-0 BR£95
 R3370 Duke Of Gloucester£100

STEAM LOCO'S

R3110 BR 2-6-2 Tank 61XX Class.....£69
 R3017 Patriot Sir Herbert Walker.....£90
 R3030 LMS 4F.....£70
 R3241 City of Bradford£125

TTS SOUNDS LOCOS

R3245 A1Tornado£140
 R3285 LNER A4 Gadwall.....£95

DIESEL & ELECTRIC LOCO'S

R3067 - BR Rail Road Blue Class 31£49.95
 R3077 - Class 90 Freightliner.....£49.95

DAPOL

Dapol Coach Kits.....£9.95
 Dapol Ready Made Coaches.....£12.95
 Full Range of Dapol Rolling Stock

CLASS 43 HST

R3270 Midland Mainline£185
 R3271 Intercity Exec Red Stripe£185

MK3 COACHES

Blue Grey ER with lights FO, TSO, TGS Buffet.....£33
 R4635/A/B Arriva Wales MK3 Standard Class.....£26.50
 R4593 / R4632 A/B & C /R4531A, R4631A & R4635 - Intercity
 Exec Grey / Red Stripe.....£16.50 each

Hornby Decoders

probably the cheapest in the country!

DCC DECODERS

R8249 - 8 pin DCC Decoders £12.50 ea, 6 for £72
 R8245 - 8/21 pin Sapphire Decoders£21



Dent Station - £35

Pennine Models

at Haworth

Wednesday to Sunday
11am-5pm

33/35 Mill Hey, Haworth,
 Keighley BD22 8NQ
 Tel. 01535 642367
 penninemodels@gmail.com

MK1 COACHES

R4406A Crimson & Cream Brake 3rd.....£21
 R4407A Crimson & Cream Composite.....£21
 R4408A Crimson & Cream Brake Comp.....£21
 R4613/4/5£16.95
 R4611/12£19.95
 R4350/51/52/53/54/55.....£12.95
 4627/29/30£12.95
 R4609 BR MK 1 Full Spec Coaches.....£20.50

OXFORD RAILWAY

Adams Radial 4-4-2 tank
 OR76AR001 BR Late Crest
 OR76AR002 BR Early Crest
 OR76AR003 LSWR Green 488
 OR76AR004 BR Late Crest£83.95

RAILWAY WAGONS

4 Plank OR76MW4001 N.B/4002 Taylors Dundee£7.95
 6 Plank OR76MW6001 LNER / 6002 BR Grey£7.95
 Cattle Wagon OR76CAT001 BR/CAT002 LNER Brown£8.95
 7 Plank WARREN, CRIPPINS, C.T, FACER£7.25

WAGONS

R6489/70/71 OTA Thamesboard Blue.....£12 ea
 R6541 Total.....£6.95
 R6642/A/B/C Shunters Wagon GW£9
 R6643/A/B/C Shunters Wagon BR£9
 R6401A BR 9 Plank Grey.....£5.50
 R6692A/B Blue spot Fish Van£8.95 each
Or 3 for £25
 R6703 GT Parker & Sons Boston£8.50
 R6704 Hickleton Coal Wagon.....£8.50
 R6717 Hornby 2015 Wagon.....£7.99
 R6679 BR Horsebox£15
 R6712A BR Open Wagons3 pk £16.50
 R6508A BR 20 Tonne Break Van -£14.50

HORNBY YEAR WAGONS

2013...£8.25 2015...£7.99

EVERYTHING IN THE SHOP TO TURN A TRAIN SET INTO A MODEL RAILWAY

Locomotion
 THE NATIONAL RAILWAY MUSEUM AT SHILDON

National Railway Museum

NATIONAL COLLECTION IN MINATURE

THE NATIONAL COLLECTION IN MINATURE SERIES



Flying Scotsman plus Support Coach
 - limited edition of 500



VTEC Class 43 HST 'NRM 40'
 - celebrating 40 years of the National Railway Museum



2-car pack featuring VTEC full livery

IN STOCK AND AVAILABLE FOR IMMEDIATE DELIVERY!



AVAILABLE EXCLUSIVELY FROM:

www.locomotionmodels.com the NRM's on-line model shop
 or the Locomotion museum shop in Shildon **Tel: 01904 685785**

WARRINGTON Model Railway Club



EXHIBITION

15th & 16th October 2016
 Saturday 10:00-17:00 Sunday 10:00-16.30
Warrington Collegiate
 Winwick Road Warrington WA2 8QA
 Buses 19 or 20 from Bus Station (opposite Central Station)

Adults £5
 Children £1 (Aged 5-16 with adult)
 Family £12

15+ Layouts & Trade support
 Show you hows Club Sales
 "Help for Heroes" charity stand
 Refreshments

Easy access from M62
 Ample FREE parking
 Full wheelchair access



For further details visit our website:
www.warringtonmodelrail.co.uk

BACHMANN * HORNBY * FARISH * PECO * RATIO * WILLS * METCALFE *
Aspire Gifts & Models
 OPENING TIMES: Mon 2pm-5pm Tues, Wed, Thurs 10am-5pm

The Model Shop for Modellers,
 Run by a Modeller

Suppliers of all Major Railway Brands,
 We Chip, Service and Repair Engines.

Layouts built from Track to finished Item.
 THOUSAND'S OF ITEMS AVAILABLE ON OUR WEBSITE CREDIT CARDS WELCOME

Come and see the progress on our new 30' x 30' OO Gauge layout
 Unit 4, Court Farm Business Park, Buckland Newton, Dorset. DT2 7BT
 Telephone: 01300 345355 email: edward.aspire@btinternet.com
 Website: www.aspiregiftsandmodels.co.uk

WOODLAND SCENICS * KNIGHTWING * SUPERQUICK * WILLS * BASE

Another delightful model from
C&M Models
 SCOTRAIL 'SALTIRE' 156
 'N' GAUGE LIMITED EDITION



£114.95, plus £4.00 p&p, available from stock
 1 Crosby Street, Carlisle CA1 1DQ Tel: 01228 514689
 e-mail: sales@candmmodels.co.uk Web: www.candmmodels.co.uk
 Opening Hours: Tuesday to Saturday 10a.m. to 5p.m.
 (Sorry, but Fay is no longer available)

SALE SALE SALE SALE SALE SALE SALE

HORNBY:
 R2844 30934 BR Early£91.00
 R4396 DVT One£37.00

HELJAN:
 1600 D8400 BR Green£105.00
 2301 D5903 Green Full Yel£90.00
 2302 D5908 Green Full Yel£90.00
 2309 D5905 BR Grn SY(W)£102.50
 1604 D8409 BR Grn Gloss£105.00
 2322 D5905 BR Green£101.00
 2323 D5909 Green (W)£109.00
 2724 D5353 BR Green£78.00

BACHMANN:
 31-167DC 50795 Black (W)£84.00
 31-933 41157 BR Late£102.50
 32-285 Cl.101 Grn Whisk£120.00

FARISH:
 371-167 37514 RF Metals£80.00
 371-167 37514 RF Metals£80.00
 371-393 66301 Fastline£66.00
 372-726 73158 BR Late£94.00
 All subject to availability
 UK P & P from £4.10 per order

We also stock OO & N gauge from Bachmann, Base Toys, Britbus, Classix, Dapol, Dornaplas, EFE, Farish, Gaugemaster, Heljan, Hornby, Humbrol, Kestrel, Metcalfe, Modelscene, Oxford Diecast, P. Dundas (N), Peco, Plastruct, Ratio, Superquick, Wills, Woodland Scenic & Deluxe Materials.

ONLINE SHOP www.churchstreetmodels.co.uk
 Mon-Sat 09.30-17.30 • Closed Tues, Bank Hols & 20 Aug, 27 Aug-4 Sept
 Church Street Models, 10A, Church Street, Basingstoke, Hants, RG21 7QE
 01256 358060 • Mail Order Welcome

Plastruct

Please ask your model shop for genuine
 Plastruct fineline Styrene structural shapes.

Range contains over 70 shapes
 including: Angles, I-Beams,
 Channels, Columns, Deep Channels,
 Tees and Z Sections, Round,
 Rectangular and Square Tubing,
 Plastic Strips and Sheeting,
 Scale Ladders, Stairs and
 Railings, Open Web Trusses.

Essential for all scratch
 model makers.
www.plastruct.co.uk

Durham Trains of Stanley



"more than just a model shop"

Opening hours: Mon 09.30-17.00, Tue 09.30-17.00 Wed Closed,
 Thu 11.00-19.00, Fri 09.30-17.00, Sat 09.30-17.00, Sun Closed
 6 Station Road, Stanley, Co. Durham, DH9 0JL
 Tel: 01207 232545
www.durhamtrainsofstanley.co.uk
 Email: sales@durhamtrainsofstanley.co.uk

www.expressmodels.co.uk

LIGHTING SPECIALISTS

Let our lighting scenic effects bring your layout to life. Our range
 includes: Flashing Neon Signs, Arc Welding Simulators, Flickering
 Fires, Working Belisha Beacons, Party Garlands & Flashing
 Beacons for Emergency and Maintenance Vehicles. We also stock
 a comprehensive range of Knightwing Products & the excellent ID
 Photographic Backscenes.

Visit our website which has secure online shopping.
 Please send £3.00 for our 50 page catalogue which lists our full range.

**EXPRESS MODELS, 65 CONWAY DRIVE, SHEPSHED,
 LOUGHBOROUGH, LEICS. LE12 9PP**
 Tel: 01509 829008 Fax: 01509 560878
 Email: sales@expressmodels.co.uk

KJB MODELS

A family-run business which provides an efficient, friendly and professional service dealing in pre-owned & ex-shop model railway stock.

OUR NEW WEBSITE IS HERE
www.kjbmodels.co.uk

**WANTED N Gauge &
OO Gauge Collections**

**Pre-Owned Model Railway
Collections always Wanted.**

Any Gauge Considered.

Top Prices Paid.

Tel No 07542 710005

Email enq@kjbmodels.co.uk

PayPal™





MAD ABOUT TRAINS

- www.madabouttrains.co.uk -

Mad About Trains is a well-stocked shop selling Bachmann, Graham, Farrish, Hornby, Dapol, Gaugemaster, Peco, Metcalfe, Ratio, Modelscene, Wills etc. An extensive range of scenic materials and accessories are always available including lights, infra-red signals, Belisha Beacons, grounds signals etc. We stock a range of paints, weathering powders, glues, track cleaner, liquid flux, model oil and smoke oil together with smoke generators etc.

106 Trinity Street,
Gainsborough, DN21 1HS

• T: 01427 811040
• E: sales@madabouttrains.co.uk



As DCC Specialists we offer an advisory and information service, onsite repairs, weathering, DCC Decoder and sound fitting service, plus our unique extra function sound decoders. See us at the shop, at exhibitions or give us a call to discuss your requirements.

We offer a bespoke layout design and construction service and have a large layout in the shop where customers can hear the sound locos and get an idea regarding scenery etc.

Bespoke and trade enquiries
please call Nigel Julian on
07971 741478
or
01332 781795 
email: nigel@airframed.co.uk

AirFramed

Bespoke Glass Display Cases
www.airframed.co.uk



OO gauge loco & tender cases with mirrored or clear back wall
(14" x 3" x 3") £35.00 plus p&p
Bespoke sizes made to order. Prices on application.

Strawberry line Miniature Railway

Come and visit us at the West Country's longest ground level 5" gauge railway and ride behind our scale diesel and steam locomotives through the grounds of Avon Valley Country Park. *There's much more to do as well*



Now Open: Tuesday-Sunday 10am to 5pm
(Open Mondays in school holidays and Bank Holidays)

Email: info@strawberryminirail.co.uk
Phone: 0117 9860124 Mobile: 07960 151286

Britannia House, Avon Valley Country Park,
Pixash Lane, Keynsham, Bristol BS31 1TS

FLAIR RAIL

STOCKISTS OF MODEL RAILWAY EQUIPMENT
SECONDHAND BOUGHT AND SOLD

FIND US ON FACEBOOK 

WWW.FLAIR-RAIL.CO.UK

FLAIR RAIL, UNIT 7, SPRINGFIELDS, NURSERY
ESTATE, BURNHAM ON CROUCH, CMO 8TA
T: 01621 786198

E: ROGER@FLAIR-RAIL.CO.UK

OPEN: MONDAY TO FRIDAY 10.00 - 4.00
SATURDAY 10.00 - 3.00

GALACTIC Models



We Stock the following:

Hornby, Bachmann, Graham Farish, Peco, Woodland Scenics, Metcalf, Superquick, Wills, Ratio, Javis, Gaugemaster and more.
Also now stocking Humbrol Rail colour.

Visit our website for our full range of products.

www.galactic-models.co.uk

4 The Strand Arcade, Derby

01332 344033

www.gascupboard.co.uk

**GAS CUPBOARD
MODELS**

01225 777888

MODEL RAILWAYS




We are
here to help



Gas Cupboard Models
6 St Georges Works, Silver Street,
TROWBRIDGE, BA14 8AA

GHOST-SIGNS.COM

Add a little individuality to your Skaledale, Metcalfe or any other model buildings with our authentic replica fading painted advertising.

 TRANSFER OR PAPER
 OO AND N GAUGE
 FREE UK DELIVERY ON
ALL ONLINE ORDERS

PLACE YOUR ONLINE ORDER TODAY AT

www.ghost-signs.com

or telephone 07970 977 628
for a free illustrated price list.

Eric's Glaciers Mints OO gauge paper
Buildings and vehicles not included.



www.GoldenValleyHobbies.com
New Electrotren Locos – Just £59.99!!



GV2017 GWR No629 0-6-0 Steam Loco

GV2018 Petroleum Black Ajax No38 0-6-0 Loco

Due September – Order Now !!!

Try your model shop first, In case of difficulty
models available direct by post from our address
Trade Enquiries welcome. 01981 241 237



DCC Ready
5 pole motor
Hornby Couplings

GVH, Unit 1, Pontrilas
Business Park, Pontrilas,
Hereford, HR2 0AZ
P&P £3.99 per order

Model Railway Baseboards

Any size board built for any scale model railway

We manufacture standard sized layout boards as well as any size required to your specification

See us at the International N Gauge Show, Warwickshire Exhibition Centre, 10th & 11th September
and also at the Warley show, NEC - Birmingham, 26th & 27th November



Fixed, portable or modular boards for indoor & outdoor use

01223 864029

www.model-railway-baseboards.co.uk

MonkBar Model Shop

00 & N Gauge Model Railways

Diecast Planes & Vehicles - Plastic Kits & Figures - Scalextric - Jigsaws

Visit us in York!

Open Monday - Saturday 9am - 5.30pm
Only 2 minutes away from York Minster

2 Goodramgate York - YO1 7LQ
01904 659423
info@monkbarmodelshop.co.uk

Stockists of Hornby, Bachmann, Graham Farish, Peco, Dapol, Gaugemaster, Ratio, Wills, Woodland Scenics, Metcalfe, Oxford Diecast, Base Toys and many more

monkbarmodelshop.co.uk

PARKWOOD

Manufacturers of fine quality display cases and cabinets
Designed for the purpose built to last

OO/HO Store & Stack (Small & Large)

Two robust storage systems able to provide long term protection and storage for your 'OO' HO' collection. The cases are of a sturdy stackable design with a detachable lid held in place by two snap on handles. There are four 'lift out' Polyethylene Foam inserts for the 'Large' case and two inserts for the 'Small' case, each insert is machined to house 5 coaches or Locos with Tender. Insert slot length for the 'Large' case is 340 mm, and 352 mm for the 'Small' case. Foam infill strips are provided with each case and these may be cut to a suitable length and pressed into the slots to form pockets to house wagons and shorter rolling stock. A soft foam pad in the lid of each case prevents the movement of the inserts during transit.

Storage capacity
Large Case, 20 Coaches or Locos with Tenders.
Small Case, 10 Coaches or Locos with Tenders.

Online Price
Store and Stack Small £69.98
Store and Stack Large £106.82 (inc. VAT and P&P)

Visit www.parkwood-arts.co.uk



Parkwood Arts Ltd, Foxfield Green, Nr. Petersfield Hants. GU32 1DJ
Tel. 01730 266151 Fax. 01730 265866 Email. sales@parkwood-arts.co.uk

NEW! Laser Cut Bow String Bridge - LX036

Span:
OO - 400mm
N - 200mm

OO / N GAUGE

- * Simple construction
- * Step by step instructions
- * Precision laser cut MDF kit
- * Supplied un-painted
- * Additional engraved detail
- * Single & Double Track Options

OO From: £34.95 - N From: £24.95

scalemodelscenery
Tel: 01530 456952
.co.uk

Model events at Locomotion

The National Railways Museum, Shildon DL4 1PQ
10.00am to 5.00pm



Products at Prices Not to be Missed!

Autumn Steam Gala 17th-18th Sept 2016

Shildon Model Railway Club 8th-9th Oct 2016

Autumn Toy Fair 19th-20th Nov 2016

Nearest Railways Station - Shildon 100 yds. On Arriva Bus Routes
Café Disabled Access Free Entry and Free Parking
Diecast Model Railways Collectables
For event and trading information
Contact: Stuart 01535 642367 or Laurence 07966 333605
Promoted by Tri-angman and Pennine Models on behalf of Locomotion

Pooleys Puffers

Model Railway Supplies, New & Second Hand Bought & Sold

Partnership: David & Anne Poole
Diecast Models Kits & Accessories

Tele: 0191 4910202 / 4106386 Mobile: 07976 519178
www.pooleyspuffers.com e-mail: pooleyspuffers@btopenworld.com

382a Jedburgh Court, Team Valley Trading Estate,
Gateshead, Tyne & Wear. NE11 0BQ

Mon - Thurs - 10:00am - 5:00pm
Fri - Sat & Bank holidays please telephone for opening times
Sunday - Closed
All major cards accepted. Part exchange welcome

PECO HORNBY GAUGE MASTER DAPOL JAVIS METCALFE SUPERQUICK WILLS RATIO

Visit → Scalescenes.com
Download → Print → Build

The home of quality downloadable card model railway kits since 2005

NEW Low Relief Hotel
The perfect backdrop for your station area for ONLY £5.99

Card kits that pass closer inspection

Corner module can be added to either side

A selection of hotel signs to suit all eras


View our large range of N and OO kits and texture sheets

Buy once unlimited prints



scale scenes
.com

Nights are drawing in... Time for a pint!



00 scale
riverside
pub £3.99
(+£1.70 P&P)

N scale
corner pub
£3.99
(+£1.70 P&P)



STREET LEVEL MODELS

(please make cheques payable to CDC Design)

Chiltern End, Fen Lane,
Hitcham, Suffolk, IP7 7NL

Possibly Hampshire's Largest Stockist of Model Railways, Diecast, Books, Magazines, Scalextric and much more...

Full range of model railway products from the
leading manufacturers including:

Hornby, Bachmann, Dapol, DJ Models,
Graham Farish, Heljan, Oxford Rail,
Peco, Dapol, Ratio, Wills, Superquick,
Metcalfe, Gaugemaster, Parkside,
Railmatch, South Eastern Finecast,
Woodland Scenics and many, many more.

DCC equipment from DCC Concepts, ESU,
Gaugemaster, Hornby and Bachmann.
Sound decoders from South West Digital.

Also stockists of Die cast models including:
Corgi, EFE, Oxford Die-Cast,
Base Toys & Classic.

Modelling materials & tools.

NEW! Now stocking Vallejo Model Colour
AK pigments and washes

Wide selection of books, DVDs, videos
and magazines.



Monday: Closed
Tuesday to Saturday: 9.00am to 5.00pm
Sunday: See website / call
Tel: 01420 542244
altonmodelcentre.co.uk
7a Normandy Street, Alton
Hants, GU34 1DD



10 High Street, Knighton,
Powys LD7 1AT

www.trainstop.co.uk

LARGE RANGE OF NEW AND
DISCONTINUED OO AND N GAUGE STOCK
- well worth a visit!

Telephone: 01547 520673
Email: sales@trainstop.co.uk

TEN COMMANDMENTS

20 Struan Drive, Inverkeithing, Fife KY11 1AR • Tel: -01383 410032

Email: tenccommandments@btinternet.com

Visit our website: www.cast-in-stone.co.uk for further info and online shop



NEW MODERN INDUSTRIAL BUILDINGS - OO & N GAUGES

ONE PIECE STONECAST MODERN INDUSTRIAL BUILDINGS. NO ASSEMBLY REQUIRED.
PAINTING REQUIRED. LARGE RANGE OF SIGNAGE AND ACCESSORIES SUCH AS CCTV
CAMERAS, WIRE SECURITY FENCING, PALLETS, FORK LIFTS etc ALSO AVAILABLE.
SEE OUR WEBSITE FOR FURTHER INFORMATION ON ACCESSORIES

OO - L229 INDUSTRIAL / FARM BUILDING.....	10.00
L230 GARAGE / WORKSHOP BUILDING (illustrated).....	10.00
L231 SMALL MODERN BRICK INDUSTRIAL UNIT (illustrated).....	12.00
L232 MODERN IND UNIT WITH DOUBLE DOORS.....	12.00
N - N174 SMALL MODERN BRICK INDUSTRIAL UNIT.....	7.00
N175 MODERN IND UNIT WITH DOUBLE DOORS.....	7.00
N176 LARGE MOD IND UNIT W/OFFICE.....	8.00

READY BUILT & PAINTED BRASS KITS OO GAUGE

AVAILABLE FROM STOCK. READY BUILT ITEMS WILL BE EXTREMELY LIMITED - CALL
US ON 01383-410032 TO PLACE YOUR ORDER



L140 BRUT TROLLEYS - KIT PRICE.....	£7.50 / three
L140 BRUT'S BUILT AND PAINTED.....	£20 / pack of four
L176 MODERN STATION SEATS - KIT.....	£2.50 / two
L176 SEATS BUILT AND PAINTED.....	£20 / pack of four
L181 LOCO INSPECTION TROLLEY - KIT.....	£6.50 each
L181 INSPECTION TROLLEY BUILT AND PAINTED (illustrated).....	£45



We stock OO and N Gauge, Hornby,
Bachmann, Graham Farish, Peco, Dapol,
plastics, metals, woodland scenics

66 High Street Dingwall IV15 9RY

01349 862346

www.sportsandmodelshop.co.uk



84 CHURCH ROAD, NORTHENDEN, MANCHESTER M22 4NW

Manufacturers stocked: • Javis • LGB • Hornby • Bachman

Other Model Railway Products Stocked: • Rolling Stock Kits • Track

• Trackside Accessories • Scratchbuilding Materials • Secondhand Items

Other Modelling Products Stocked: • Paints & Glues • Plastic & Card kits

• Scenic Materials • Scratchbuilding Materials • Tools

We sell radio control, OO gauge, N gauge, G scale, geo scenics,
javis scenics, plastic kits, plastic card all glues and accessories.

Tel: 0161 946 1759 • Email: stevenyoung8@msn.com

www.wicormodels.com

7 West Street, Portchester, Hampshire PO16 9XB

Tel: 023 9235 1160

email: mail@wicor-models.co.uk

Stockists of a range of products from: Hornby,
Bachmann, Dapol, Gaugemaster, Graham Farish,
Parkside Dundas, Peco, Corgi, EFE, Oxford Diecast,
Scalextric, Airfix, Humbrol, Expo Tools and many others.

Tues to Sat 09:00 to 17:00 CLOSED Sun & Mon

LORD AND BUTLER

Exclusive
Bachmann
Limited Edition
66050 EWS Energy
£129.95



Photo: © Daniel Stanbridge

The Pumping Station Penarth Rd Cardiff CF11 8TT
029 2066 7225 Info@lordandbutler.com

NEW LARGER SHOP OPEN NOW
CAFETERIA ON SITE AND FREE PARKING

Daily 10.00 - 5.30
Sunday 2.00 - 5.30

www.lordandbutler.com

ACCESSORIES

P & D Marsh

Whitemetal kits, hand painted models and laser cut wooden structures in N and OO. Painted signals available in N and OO. Free price list available.

The Stables, Wakes End Farm, MK17 9FB
Tel: 01525 280068
www.pdmarshmodels.com

New items including:-

Sheet rail for GWR & LMS open wagons

W-irons for 3ft 6ins wheels and plate type.

Further details at...

www.emardee.org.uk




THE UK's #1 STORE FOR THE #1 ENGINE
WWW.TOOTALLYTHOMAS.CO.UK

BESPOKE LAYOUT DESIGNS



Built & wired to the highest standards

Choose from either our range of MODULA BOARDS or create your own BESPOKE DESIGN

Ready to run and delivered to you door

Take a look at **Modulalayouts.co.uk/Hornby** for our full range of N and OO gauge ready to run layouts

Tel: Mon-Fri 9am to 5pm
01277 624741
Order directly from our website

AUCTIONS

Whittaker & Biggs

AUCTION OF VINTAGE AND COLLECTABLE TOYS

Our next auction at Congleton sale room is on **FRIDAY 14TH OCTOBER**

170 lots already entered including model railway items

Further entries invited

View our catalogue on-line at www.whittakerandbiggs.co.uk

Whittaker and Biggs, Brown Street, Congleton CW12 1QY
Tel 01260 279858

DISPLAY/LAYOUTS

BOOKS

Rail-Books.co.uk

Railway book specialist covering UK and overseas prototypes, also modelling, bus, tram and shipping books. Many books post free

Visit www.rail-books.co.uk for more details and secure on-line ordering.
Tel: 0208 6487328

Dereks Transport Books
www.derekstransportbooks.com
dereksbooks@btinternet.com
All transport subjects covered
Established 1995 Ringwood

BUYING & SELLING



Buy new and used items at www.tynedaletrains.co.uk
E-mail details of your unwanted items to tynedaletrains@hotmail.com for a valuation
Trade in your items for something new by calling us on **07919 368418**
Or visit our website www.tynedaletrains.co.uk for details of upcoming events

COLLECTORS FAIRS

NOTTINGHAM TOY & TRAIN FAIR, Bluecoat Academy, NG8 5GY (on ring-road 1 mile north of Uni.) Saturday 8th October 10am-2pm, refreshments.
Contact Malc: 07951 072790

Sunday 2nd October 10.30am - 3.00pm
Showmarket Railway Club
Train & Model Collectors' Fair
Needham Market Community Centre
School Street, Needham Market, Suffolk IP6 8BB
Prices: Adults £1.50. Accompanied children free
Wheelchair access, refreshments, free parking
Contact: John Stark - Tel: 01449 672698

DISPLAY/LAYOUTS



Tel: 01689 855074 Mob: 07956 086767 E-mail: chrisue@btinternet.com
"Displays and Layouts"

Chris White runs a home based business constructing small scenic displays and working layouts, in all the popular scales. The 'N' gauge layouts can be made to fit into boxfiles, and oblong plastic storage boxes. Chris can carry out scenery restoration work to existing railway layouts in any scale and can also do commissions to build layouts and displays.



Layouts designed and built from N to Garden railways based in the south west
All loco Servicing & Repairs and DCC decoder installation for N & OO
Contact Tom Hussey Tel: 07811903231
Email: platform3models@hotmail.com
Web: platform3models.co.uk

NICK TOZER
RAILWAY BOOKS
RAILWAY BOOKS BOUGHT & SOLD
Free Railway Booksearch Service
155 Church Street, Paddock, Huddersfield, HD1 4UJ
SHOP: Tue/Wed 11:00-17:00 + Thur 14:00-20:00
www.railwaybook.com nick@railwaybook.com
Tel: 01484 518159

EVENTS

BUS/RAILWAY COLLECTORS FAIR
PUDSEY CIVIC HALL, LEEDS
SATURDAY
29TH OCTOBER 2016
up to 100 stalls 10am to 4pm
Admission £1
Enquiries to Barry Rennison
0113 236 3695
Email: rennison@cc-email.co.uk
www.samuelledgardsociety.org.uk

IMAGES

Colour-Rail
Visit our redesigned website at www.colour-rail.com
to view over 65,000 images, of railway subjects & buses.
Modern Traction views from the 1930s to 2016.
Looking for a good home for your treasured negatives and slides?
Then e-mail colourrail@aol.com or write to
558 Birmingham Road, Bromsgrove, B61 0HT

KITS & COMPONENTS

BRANCH LINES
Mashima, Hanzonzo, Canon motors. Gears, gearboxes, bearings, drive shafts, wheels, crankpins, etc. Black Beetle, Tenshodo motor bogies

4mm loco and chassis kits and detailing parts and accessories.

4 and 7mm narrow gauge loco, coach and wagon kits, chopper couplings

4mm etched coach and PBV kits (MR/LMS, LBSCR, SECR, SR, TVR) 7mm Ford T Railbus, coach kits.

P.O. BOX, WESTBURY, BA13 9AA
Tel/Fax: 01373 822231
E-mail: sales@branchlines.com

Catalogues: e-mail or SAE + £1 in stamps or £2.50 C/card and PLEASE STATE INTERESTS

EXTREME ETCHINGS
2 Upper Dunstead Road Langley Mill Nottingham NG16 4GR
email: brian@shawplan.com
Specialist suppliers of the finest quality nameplates and detailing components for the Diesel and Electric era in 2, 4 and 7mm scales.
01773 718648
www.shawplan.com

- 0 Gauge Kits -
CONNOISSEUR MODELS
- Quality Etched & Cast Metal Kits -
- Locos, Carriages & Wagons -
www.jimmcgeown.com
or Send S.A.E. For Printed Catalogue
1 Newton Cottages, Nr Weobley, HR4 8QX

DCC & ACCESSORIES

Taunton Controls Ltd.

Owners of ZTC • Agents for ESU & Gaugemaster
Order your ZTC 611 or upgrade today. The best British controller
OUR showroom is OPEN SUNDAYS, just call us 01823 327155 try our helpline open 9am to 9pm CLOSED WED





ZTC 5/H FROM £210.00
£498.00
£470.00

KITS & COMPONENTS

Wizard Models

Over 2,000 kits and parts mainly in 4 & 7mm scales covering: semaphore signalling; Sprat & Winkle and D.G. autocouplings; 51L and Comet locomotive, carriage and wagon kits and components.

Order on line at www.wizardmodels.co.uk

UK P&P: £3.90 per order, overseas at cost, price list 5x1st class stamps.
24hr Phone 01652 635885 Mobile 0778 894 0312

Wizard Models Limited, PO Box 70, Barton upon Humber DN18 5XY

MODEL RAILWAY SHOP

CAISTON LOCO

8 Market Place, Caistor, Lincs LN7 6TW
Tel: 01472 859990

For all your Model Railway Needs

Opening Hours: Mon, Tue, Thurs 10 till 3
Fri 10 till 3 & 5 till 7 Sat 10 till 5

Hornby • Parkside • Smiths • Peco • Cambrian
Metcalfe • Bachmann • Coopers • Mail Coach
Wills • Farish • Springside • Ratio • Railmatch Point
• Knightwing • Faller • Knoch • Javis • Woodlands
Kadee • P.D. Marsh and many more

Mail order welcome

Addlestone Models

The Shop with the stock

Surrey's leading Discount Model Centre

Open 7 days

Mon - Sat 9.30 - 5.30 Sun 11 - 2

130 Station Road, Addlestone,
Surrey, KT15 2BE

www.addlestone-models.co.uk
01932 845440

www.BestsModeller.co.uk
0781 4751547

We at BESTMODELLER sell all Die-Cast Models, Hornby, Lima, Bachmann Railways, Eddie Stobart products, Corgi Buses and have many other products to sell. You can also purchase online at our website.

"Our Place"

For all your modelling needs

Wide range of paints, kits, die cast vehicles and Scalextric always available

3 Swan Street Alcester
Tel 01789 766755
www.model-mart.co.uk

MODEL KITS & DIECAST

Custom Locos, Ltd Edn Wagons
New Hornby, used makes

W: carriageandwagonmodels.co.uk
E: carriagew@yahoo.co.uk
T: 01233 633295 M: 07757 342525

MODEL RAILWAY SHOP

Haslington Models

134 Crewe Road Haslington CW1 5RQ

Tel/Fax 01270 589079

Appointed Stockist of
Hornby, Bachmann, Farish, Dapol,
Vi-Trains, Peco, Gaugemaster, Heljan,
Metcalfe, Ration, Wills etc

Thursday/Friday/Saturday only
10.00 until 16.00

MODEL RAILWAY SHOP

WARWICK-METROPOLIS TOYS, 41B Smith Street, CV34 4JA. 2nd hand OO, Scalextrics, diecasts.
Tel: 01926 400311
www.metropolistoys.co.uk

JACKSONS MODELS

33 NEW STREET, WIGTON, CA7 9AL
Tel: 01697 342 557

www.jacksonsmodels.co.uk

Hornby, Bachmann, Peco, Dapol, Scenics, Javis, Peco, Woodland Scenics, Gaugemaster, Patronics, Wills, Ratio, Metcalfe, Superquick etc

Opening Times: Mon, Tue, Fri 9-5,
Thur 9-7, Sat 10-3 Closed Wed & Sun

MODEL MANIA

All leading brands stocked
Mail order service
13 Clouds Hill Road, St. Georges,
Bristol BS57LD
Open Tues - Fri 09.30 - 17.00, Sat 09.00 - 17.00

Tel: 0117 9559819
email: modelmaniaemail@aol.com

MODEL JUNCTION

The Best Model Shop In Suffolk

Whiting St. Bury St. Edmunds IP33 1NX
www.modeljunction.com
Open Mon - Sat 9.00 - 5.00 **01284 753456**

THE HOBBY BOX

121 High Street, Uckfield TN22 1RN
Tel: 01825 765296
www.thehobbybox.co.uk

BACHMANN - CARRS - C&L - CAMBRIAN
COOPER CRAFT - DAPOL - ECKON
EVERGREEN - EXPO - FARISH
GAUGEMASTER - HELJAN - HORNBY
K&M - KADEE - KESTREL - KNIGHTWING
LENZ - P.D MARSH - METCALFE - NOCH
PARKSIDE - PECO - PLASTRUCT
RAILMATCH - RATIO - ROMFORD - SEEP
SLATERS - SMITHS - SPRINGSIDE
SUPERQUICK - SE FINECAST - SMP
WILLS - WOODLAND SCENICS

Open: Tues-Fri 10.00am - 5.30pm,
Sat 9.30am - 5.00pm

NOVEMBER ISSUE

COPY DEADLINE: Friday 23rd September
ON SALE: Thursday 13th October

Tel: 01933 355531
Mobile: 07969 535 699
(evenings & weekends)

19 Kaats Way, Higham Ferrers,
Northants. NN16 8DQ
Email: sales@hamodels.net

Coach & Wagon Kits, Wheels, Decals, Wagon Loads, Paint & Sundries

Parkside Dundas, Cambrian, Genesis, Slaters & Ian Kirk 7mm, Dapol, Precision Paints, Kadee, Modelmaster & Old Time Workshop Decals, Labelle Oils, Alan Gibson & Romford Wheels

Order on line at: www.hamodels.net or ring us (same day or next day despatch)
Precision Paint - pre order and pick up at exhibitions (minimum two weeks notice)
Exhibitions in October - 8th & 9th Hornby Electric CV35 0BJ - 15th & 16thth Peterborough PE2 6XE

RON LINES

MODEL RAILWAYS BOUGHT AND SOLD

We probably have the largest selection of pre-owned model railways on the south coast.
We stock new PECO, Hornby, Bachmann, Javis, Expo, Woodland scenic's, Metcalfe Graham Farish, TCS decoders Kadee Couplers and more!

On our website we have a selection of our pre-owned locomotives with much more on display in the shop!

Telephone: 02380 772 681

www.ronlines.com

r.lines@hotmail.co.uk

342 Shirley Road, Southampton, SO15 3HJ

NOW buying your unwanted model railway collections

NOW STOCKING A WIDE SELECTION OF PRE-OWNED
MODEL & NEW RAILWAY COLLECTIONS ONLINE &
INSTORE

www.agrmodelrailwaystore.co.uk
Monday - Friday 9am-5pm Saturday 9am-4pm

AGR Model Railway Store
9 High Street Mews,
28 High Street,
Leighton Buzzard
Bedfordshire, LU7 1EA
01525 854788
sales@agrmodelrailwaystore.co.uk

WALTONSMODELS.CO.UK

Where Will Your Hobby Take You Today?

Figures from £5.20

Hornby DCC NMRA decoder only £13.75

Peco Accessories from £2.75

Crosfield Chemicals Limited Edition 3 x Wagons £29.95

info@waltonsmodels.co.uk 0161 928 5940

30 Stamford Street, Altrincham, Cheshire, WA14 1EY

MODEL RAILWAY SHOPS

THE HOBBY GOBLIN
STOKE-ON-TRENT
 54 Hamil Road, Burslem ST6 1AU
 Bachmann, Farish, Scenecraft, Woodland Scenics,
 Hornby, PECO, Dapol, Gauguemaster,
 Lenz, Metcalfe and much more!
 T: 01782 818433
 e: thehobbygoblin-uk@hotmail.com
 www.thehobbygoblin.co.uk

THE MODEL SHOP
 Specialist Model Railway Stockist
4 St David's Hill, Exeter EX4 3RG
 (just off the old Iron Bridge)
 Now agents for **NCE DCC systems**
 www.trainsandtrack.co.uk
 Tel: 01392 421906
 shop open Tue/Sat 9.30-5.00pm
 Now taking orders for 2016 Models

MODEL WORLD
 3 LONDON ROAD,
 NEWPORT PAGNELL,
 BUCKS MK16 0HA
 ONLY 1 MILE JNC14 M1
 Hornby, Bachmann, Peco etc.
 Tel: 01908 612983
 mickoxley@aol.com

Visiting the Isle of Wight?
 Two floors of
 locomotives, wagons, coaches, buildings,
 scenery, electrics, figures, cars and more!
 N/OO9/HO/OO/On30/G
UPSTAIRS DOWNSTAIRS
 Pier Street - Sandown - PO36 8JR
 01983 406 616 - www.udiwow.com

Redcar Models & Hobbies
 130 High Street,
 Redcar, Cleveland
 Stocking a wide range of 'OO'
 railways by Bachmann, Hornby,
 Peco and Gauguemaster
 Tel: 01642 494 912
 sales@redcarmodels.co.uk

Millennium Models
 Hornby Bachmann Peco Gauguemaster
 New and Second Hand Stock
 Jarvis Dapol Metcalfe Corgi Oxford
 67 Queen Street, Morley, Leeds
 LS27 8EB Tel: 0113 2189 286

Kent Garden Railways
16mm and G Scale Specialists
 LGB ♦ Bachmann ♦ Aristocraft ♦ Accucraft ♦ Peco ♦ Piko ♦ Pola ♦ Roundhouse etc
 OO and N from leading suppliers ♦ Hornby ♦ Bachmann ♦ Farish ♦ Heljan ♦ Peco
 66 High Street, St Mary Cray, Orpington, Kent, BR5 3NH Tel: 01689 891668
 Shop Open Mon - Sat 09.00 - 17.00 www.kgrmodels.com



TRIDENT TRAINS
 No10, The Craft Arcade, Dagfields Craft Centre
 Crewe Road, Walgherton, Nantwich,
 Cheshire. CW5 7LG
 www.tridenttrains.co.uk
 01270 842 400
 We stock
 HORNBY-BACHMANN-GRAHAM FARISH-DAPOL OO & N
 PECO-RATIO-WILLS-RAILMATCH-PAINTS-HUMBROL
 PLASTRUCT-JAVIS-WOODLAND SCENIC-OXFORD DIECAST
 METCALFE OO & N-SUPERQUICK-TCS DECODERS-LENZ DCC
 GAUGEMASTER-TRACKSETTA OO & N + MUCH MORE.
 WEDNESDAY - SUNDAY 10.00 TIL 5.00

Platform Models
 Model Railway items both new and second-hand
 Also baseboards supplied by Model Railway Solutions
 All prices 10% below RRP
 Free parking Opening Hours: Tue to Sat 10-5.
 10-12 Alder Hills, Poole, Dorset BH12 4AL
 Tel: 01202 798068 or shop online at: www.platformmodelsltd.co.uk

RHUDDLAN MODELS
 • Model Railways
 • Games Workshop
 • Die Cast Models
 Corgie - Dinky - Matchbox
 • Plastic Kits
 Airfix - Revel - Etc
**NEW AND USED ITEMS
 BOUGHT AND SOLD**
 HIGH ST, RHUDDLAN
01745 590048
 www.rhuddlanmodels.co.uk

NAMEPLATES & ETCHING

UNDER NEW MANAGEMENT.
 Catalogue £1.00 01484 653387
247 DEVELOPMENTS
 Name and number plate
 Design, Manufacture & Supply.
 Select from the big four, pre grouping, British Railways.
 Industrial and fictitious names. Commissions undertaken.
 Loco detailing and construction parts.
 Markits stockist. Romford wheels to order.
 1 Coombe Rd. www.247developments.co.uk
 Milnsbridge orders.247developments@
 Huddersfield btinternet.com
 West Yorkshire, HD3 4SF

JOHN DUTFIELD CHELMSFORD
 Wards Yard, 133 Springfield Park Road, Chelmsford, CM2 6EE
 PECO, HORNBY, BACHMANN, FARISH, DAPOL, HELJAN etc
 and lots more for the railway modeller.
 Opening times: 9 till 5.30 Closed Weds Suns & Bank hols
 Tel: 01245 494455
 email: heatherwilkinson@btconnect.com
 www.johndutfieldmodelrailways.co.uk

ONLINE MODEL SHOP

THE MODEL SHOP
 MON-SAT 9.00 - 5.30
 OPEN SUNDAYS 10.00 - 2.00
 117 New Road, Portsmouth PO2 7QS
 Tel No. 023 9265 3100
 Email. modelshop117@gmail.com

Heki Tree's & Scenics
 Heki 2015 Catalogue + new items leaflet
 £7.95 post paid
 Make your layout stand out
 with Heki Trees & Scenic
 Materials Quality at
 affordable prices
 Trade
 Supplied
 Order Online or just call to
 find out about the
 Biggest and Best
 range of Scenics on the
 market today.
 P.O.Box 2099, Hockley, Essex. SS5 4UY
 Tel 01702 200036 e mail sales@blackwells-miniatures.com
 www.blackwells-miniatures.com

Model Scenery Supplies
 Internet shopping... Massive Range
 Scatter-Flock-Foliage-Trees
 Bushes-Plants-Tufts-Figures
 Animals-Kits-BaseBoards
 Search...
 modelscenerysupplies.co.uk
 North Norfolk Business Centre, Northrepps, Cromer, Norfolk NR27 9PQ

THE GOODS YARD LTD
 Model Railway Specialists
 www.thegoodsyards.co.uk
 Tel: 07930 557601
 • NEW items from PECO, Bachmann,
 Dapol, Graham Farish and Hornby etc.
 • Locomotives, Rolling Stock, Track,
 Controllers, Scenic Accessories and Tools etc.
 • Large Selection of Second Hand Models
 • Locomotive Servicing and Repairs.
 • Friendly Service and FREE advice.
 Station Lodge, Lodge Lane Industrial Estate
 Tuxford, Notts, NG22 0NL

PAIGNTON MODEL SHOP
 Stockist of:
 Hornby, Bachmann, Peco,
 Woodland Scenics, Metcalfe,
 Superquick, Airfix, Scalextric, Ratio,
 Wills & Scenerama
 N Gauge stockist for Farish
 Loco Weathering Service Available
**60 Hyde Road, Paignton,
 Devon TQ4 5BY**
Tel: 01803 555882
 Email: paigntonmodels@hotmail.co.uk
 Website: www.paigntonmodelshop.com

RAILWAYSCENICS
 14 Woodsage Drive,
 Gillingham,
 Dorset SP8 4UF
 Online model shop supplying a wide range of tools, scenics, materials, electrical parts and components.
 Kits and downloadable products to model railway enthusiasts.
 www.railwayscenics.com • sales@railwayscenics.com
 01747 826269
 Secure online ordering

PAINTS

PHOENIX PRECISION
PRECISION PAINTS & CHERRY PAINTS
The Original and still the best

CHURCHWARD MODELS
DMR Products
Etched Brass Steam Locomotive Kits and Fittings
Steam Locomotive Name and Number Plates.
& Kits and bits from
No Nonsense Kits

www.phoenix-paints.co.uk sales@phoenix-paints.co.uk
01268 730549

READY TO RUN

OOWORKS by R Bruce

GNR Ireland 'U' 4-4-0 (Due 1st half)
No. 205 'Down' in GN Blue/Scarlet £265

GNR Ireland 'UG' 0-6-0 (Due 2nd half)
No. 49 in UTA Lined Black £255 plus p&p

Telephone: 01580 882 185
Email: ooworks@btinternet.com
ooworks.co.uk

REPAIRS & SERVICES

Model Railway Doctor
Model Railway Repair Specialist
Most Makes Undertaken
DCC Specialist

Why not visit the website for more information
www.modelrailwaydoctor.co.uk
or tel: 020 8907 7662

TOY & TRAIN FAIRS

DONCASTER RACECOURSE COLLECTORS FAIR The Lazarus Exhibition Centre, Leger Way, Doncaster, DN2 6BB Sunday 16th October 2016 10.30am-3pm More than 300 stalls of toys trains and models Adults £4, Seniors £3.50, Children £1 (under 5s Free) Free parking www.bpfairs.com Tel 01604 846688

MACRON STADIUM TOY FAIR (Formerly Reebok Stadium) The Premier Suite, Macron Stadium, De Havilland Way, Horwich, Bolton, Lancashire, BL6 6SF Sunday 25th September 2016 280 stalls 10.30am-3pm Adults £3.50 Seniors £3 Children £1 (under 5s free) Free parking www.bpfairs.com Tel: 01604846688

RUGBY EVENING TOY & TRAIN COLLECTORS FAIR, The Benn Hall, Newbold Road, Rugby, Warwickshire, CV21 2LN Tuesday 20th Sep 2016 80 stalls 7pm - 9pm Adults £1.50 Seniors £1.20 Children 50p (under 5s Free) www.bpfairs.com Tel 01604 846688

STAFFORD SHOWGROUND TOY & TRAIN COLLECTORS FAIR The Prestwood and Argyle Centres, Stafford Showground, Weston Road, Stafford ST18 0BD Sunday 2nd October 10.30am-3pm 280 stalls Adults £3.50 Seniors £3 Children £1 (under 5s Free) Free parking www.bpfairs.com Tel: 01604 846688



PAINTING

WARREN Haywood
PAINTING AND LINING SPECIALIST



Painting and lining to the very highest standards in 4mm, 7mm and 10mm scales

Please contact me to discuss your requirements • Tel: 07823 555781
Email: info@modelrailwaypainting.co.uk
Web: www.modelrailwaypainting.co.uk

SIGNALS & LIGHTING

CR Signals

Lights, signals & kits to bring your layout to life
N Gauge & OO Gauge

- Signals • Lights • Signal & Light Kits
- Trackside items • Wire & Accessories

For the latest price list and order form
Please email info@crsignals.com
www.crsignals.com

CR Signals 'Birkby' 5 The Crescent,
Doncaster Road, Rotherham S65 1NL

TOY & TRAIN FAIRS

CARLISLE MODEL TRANSPORT TRAIN FAIR at the BORDERWAY EXHIBITION HALL, Rosehill, Carlisle, CA1 2RS (off Junction 43 M6/ off A69,) Sunday 25th September 10.30 - 3pm Adults £3, Children & Senior Citizens £2 Early entry £5. www.carlisletoyfair.com Contact Jim 07504035955. Email jim_corr73@hotmail.co.uk for table bookings

TOY & TRAIN COLLECTORS FAIR GATESHEAD INTERNATIONAL STADIUM Neilson Road, Gateshead NE10 0EF (Just off Felling-by-pass, A184) 15th October 2016 (Sat) 10:00am - 3:00pm Adults £3, Children & Senior Citizens £2 Tel: 07504 035955 Email jim_corr73@hotmail.co.uk Like us on Facebook Northerntoyfairs

CHESTER TOYFAIR (NEW VENUE), The Cheshire County Sports Club, Plas Newton Lane, Upton, Chester CH2 1PR. Saturday 1st October 10.30am-2.30pm, £2.00 entry, Tony Oakes Fairs 01270 652773

READING VINTAGE TOYFAIR & EXHIBITION, Rivermead Leisure Centre, Richfield Avenue, Reading. RG1 8EQ. Sunday 30th October Early entry 8.30am - £10.00, 9.30am entry - £7.00, 10.30am-3.30pm - £3.50 entry, Accom Children under 14 Free, Tony Oakes Fairs 01270 652773

ELSECAR, TOY AND TRAIN FAIR. Tue 18th October. 7pm-9pm. Early entry available from 4.30pm £4. Milton Hall, Elsecar, Barnsley, S74 8EZ Adults £1.70 Concessions £1.20 Children £1.20 . Opposite Heritage Centre. Contact Brian 07751 613640

CREWE TOY & TRAIN COLLECTORS FAIR - 8th October (Sat) 10.30am-3.30pm NEW VENUE - Crewe Heritage Centre, Vernon Way, Crewe, CW1 3YP 6ft tables £18 Enquiries: 93 Merlin Way, Crewe, CW1 2DB Tel: 01270 505781/760149 (before 8pm)

TOY & TRAIN FAIRS

HAYDOCK PARK Sunday 9th October 2016, 10.30 - 3 Haydock park racecourse The exhibition centre, WA12 0HQ - M6 Junction 23 - 1 mile Up to 80 tables Admission adults £2.00 Children 50p. Contact: Barry Stockton on 0151-334 3362

NEW EVENT MANCHESTER Trafford Soccordome - Saturday 15th October 2016, Trafford way, Tarafford Park, Manchester, M17 8DD (opposite Chill Factor Ski Slope - 1 minute from M60 Junction 10) Up to 100 tables. 10.30am-2.30pm Admission: Adults £2 Children 50p Under 5 Free. Free parking for 1000's of cars Contact: Barry Stockton on 0151-334 3362



KEMPTON PARK TRAIN & TOY FAIR

At: Kempton Park Racecourse, Staines Road East, Sunbury on Thames, Middlesex TW16 5AQ. M3 Jct 1 onto A308
ON SUNDAY 2nd October 2016 10.30am - 3.00pm
Adults - £4.00 Concessions - £3.50 Children - £1.00
Early Entry Buyers - £10.00 (8.30am onwards)
For information and booking details please contact Russell Martin on 023 9238 1529 or 07957 823507
Future date: 4th December 2016

TRANSFERS

Railtec Transfers
waterslide transfers
for all gauges & hobbies

Large catalog of UK & Irish rail

"In a class of their own and a joy to use."
Pete Waterman, OBE DL

www.railtec-models.com

TOY & TRAIN FAIRS

TOY & MODEL COLLECTORS FAIR
Workington, Old Fire Station,
King St, CA14 4DR
Sunday 30th October
10am-3pm
Entry £1- rent a 6ft table
to sell for £10
Details: www.wtwt.co.uk or
01900 67389

WANTED

Tri-angman
Specialist in Model Railway
Tri-ang, Hornby, Bachmann, Wrenn, Minic, etc

BUY & SELL HARD TO FIND ITEMS & COLLECTABLES

Find me on www.tri-angman.co.uk
Tel: 07966 333605 Email: laurence@tri-angman.co.uk

WEATHERING SERVICES

Graeme Simmonds
Professional Artist - 07790 733302
Website: www.graemesimmonds.com
Email: graemesimmonds@studio.com



G.W.R. & G.C.R. & Metropolitan Rly. & associated B.R. Era special area of interest
Locomotives and rolling stock weathered to a high degree at professional standard.
Please see website for full details

HORNBY

magazine

To advertise Contact: Elizabeth Ridge / Sarah Garrod Tel: 01780 755131

Email: elizabeth.ridge@keypublishing.com or sarah.garrod@keypublishing.com

Classifieds: Hollie Keeling Tel: 01780 755131

Email: hollie.keeling@keypublishing.com

ADVERTISERS INDEX

A C Models	132	Mac's Model Railroading	140
ADM Turntables	130	Manchester Model Railway Society	135
Air Framed	150	Megapoints controllers	139
Alton Model Centre	152	Meridienne Exhibitions Ltd	47
Andy Lowe Electronics	131	Metcalfe Models & Toys Ltd	104 & 105
Anoraks Anonymous	145	Model Railway Baseboards	151
Aspire Gifts & Models	148	Model Railway Solutions	143
		Model Railways Direct Ltd	128 & 129
B achmann-Europe (W.Britain Ltd)	160	Monk Bar Model Shop	151
Book Law Publications	126	Morris Models	143
Brimal Components	47	My Model Shop	152
Bure Valley Railway	133		
		Nelevation	141
C & L Finescale Modelling Ltd	133		
C & M Models	148	Olivia's Trains	140
Cheltenham Model Centre	133	Osborn's Models	143
Church Street Models	148	Oxford Diecast Ltd	115
Classic Rail	132		
		P arkside Electronics	130
D apol Ltd	159	Parkwood Arts Ltd	151
DCC Concepts Pty Ltd	2, 3 & 26	Pennine Models	147 & 151
DCC Fitting Ltd	139	Peters Spares Model Railways Ltd	142
DCC Supplies	131	Pooleys Puffers	151
Digitrains Ltd	15	Publishing Works Ltd	131
Durham Trains of Stanley	148		
		R adley Models	142
E llis Clark Trains	46	Rail Ex Taunton	142
EMA Model Supplies	148	Rails of Sheffield	90, 91 & 92
Express Models	148	Ron Lines	154
		Roxley Models	142
F areham & District MRC	139		
Finescale Model World Ltd	135	S ankey Scenics	146
Flair Rail	150	Sawyer models	144
Folkestone Hythe & District Model		Scale Model Scenery Ltd	151
Railway Club	141	Scale Scenes	151
Fox Transfers Limited	141	Scalefour society	130
Frizinghall Models & Railways	135	Skytrex Ltd	144
		South West Digital	144
G alactic Models	150	Squires Model and Craft Tools	157
Gas Cupboard Models	150	Strawberry Line Miniature Railway	150
Gaugemaster Controls Plc	16 & 17	Street Level Models	152
GFB Designs (Signatrak)	143		
Ghost-Signs.com	150	T en Commandments	152
Gilbow Holdings Ltd	27	The Hobby Shop	144
Golden Valley Hobbies	150	The Junction Box	132
GraphicAir	47	The Sports & Model Shop	152
Grimy Times	146	Tower Models	49
		Train-Tech	143
H arburn Hobbies	35	Trains 4 U	143
Hatton's Model Railways	116-125	Trainstop	152
Heathcote Electronics	140		
Hereford Model Centre	134	U K Toy and Model Auctions Ltd	146
Hornby Hobbies	34		
		V ectis Auctions	130
J ohn Dutfeld	155	Viking Optical Ltd	146
K & M Models	150	W arrington Model Rail Show	148
Kernow Model Rail Centre	136 & 137	Warwick & Warwick	138
KJB Models	149	Wicor Models	152
		Wroxham Miniature Worlds	35
L angley Models	140		
Loco Boxes	151	Y ork ModelMaking	132
Locomotion	147	YouChoos	146
Lord and Butler	152		
Loughborough Model Centre	127	Z imo Elektronik	6

SQUIRES

MODEL & CRAFT TOOLS

100 London Rd, Bognor Regis, West Sussex PO21 1DD

Tel: 01243 842424 Fax: 01243 842525

Email: sales@squirestools.com www.squirestools.com

Squires will be exhibiting at the following shows in 2016 –
Diary updated as bookings are confirmed

Sept 10/11 - SWINDON Railway Festival STEAM Museum of the
Great Western Railway, Fire Fly Ave, Swindon, **SN2 2EY**. Sat/Sun 10 - 5
Tel 01793 466646, steammuseum@swindon.gov.uk

Sept 17 - CRAWLEY Seaboard Southern American Model Railroad Show Charis Centre, West Green Drive, Crawley, W/Sussex. **RH11 7EL** Sat 10-5
Sept 17/18 - AYR Model Railway Exhibition The Citadel Leisure Centre, Ayr. **KA7 1JB**. *Modern Venue with easy access & FREE car parking. * Saturday 10 - 5 / Sunday 10 - 4
Sept 24/25 - HALIFAX M/Railway Ex, North Bridge Leisure Centre, Halifax, **HX1 1XH**. Sat/Sun 10-5.
Sept 24/25 - WORTHING M/Railway Exhibition, Durrington High School, The Boulevard, Durrington, Worthing, **BN13 1LA** Sat 10 - 4.30 **Enlarged show this year - Extra Hall of Exhibits and layouts**
Oct 1/2 - SWANSEA M/Rail Exhibition, Swansea Railway Modellers Group, The National Waterfront Museum, Oystermouth Road, Maritime Quarter, Swansea **SA1 3RD**. Saturday 10-5, Sunday 10-4.
Oct 1/2 - FAREHAM Fareham & District M/Rail Exhibition, Fareham Leisure Centre, Park Lane, Fareham, Hampshire, **PO16 7JU**. Saturday 10-5.30, Sunday 10.00 - 16.30. ***50th Anniversary***
Oct 1/2 - FOLKESTONE Folkestone, Hythe & District Model Railway Exhibition, The Leas Cliff Hall, Folkestone, Kent. **CT20 2DZ**. Saturday 10 - 5.30, Sunday 10.00 - 5.
Oct 8/9 - ALDERSHOT Farnham Model Railway Club Exhibition, Connaught Leisure Centre, Tongham Rd, Aldershot, Hants. **GU12 4AS**. Sat 10 - 5, Sun 10 - 4.30
Oct 8/9 - CROYDON Model Railway Society Exhibition, Warlingham School, Tithepit Shaw Lane, Warlingham. **CR6 9BY**. Sat 10-5, Sun 10 - 4.00
Oct 8/9 - SHILDON Model Railway Exhibition, Locomotion Museum, Shildon **DL4 1PQ** Sat/Sun 10-5. *Free Car Parking & Free Entry to Museum and Exhibition - Yes that's Free Entry!*
Oct 15/16 - DUNDEE M/Rail & Model Show Sports Centre, Mains Loan, Dundee, Angus **DD4 7AA**.
Oct 15/16 - UCKFIELD M/Rail Exhibition, Uckfield Civic Centre, Uckfield. **TN22 1AE**. Sat/Sun 10-5.
Oct 15/16 - CARDIFF Model Railway Exhibition, Ysgol Gylfun Gymraeg Glantaf (Former Glantaf High School), Bridge Road, Landaf North, Cardiff, **CF14 2JL** Sat 10-5/Sun 10-4.
Oct 22 - CHICHESTER M/R Ex, Boy's H/Sch, Kingsham Rd, Chichester, W.Sussex. **PO19 8AE**. 10-5.
Oct 29/30 - HAZEL GROVE STOCKPORT Hazel Grove & District M/Rail Society Exhibition, Hazel Grove Rec. Centre, Jacksons Ln, Hazel Grove, Stockport, Cheshire. **SK7 5JX**. Sat 10-5, Sun 10-4.
50th Anniversary - larger show with an extra hall - plenty of FREE parking - www.hgdmrs.org.uk
Oct 29/30 - LEEDS The Leeds Model Railway Society, Model Railway Exhibition, The Grammar Sch, Alwoodley Gates, Harrogate Rd, Leeds, **LS17 8GS**. Sat 10 - 5, Sun 10 - 4.30
Oct 29/30 - ABERDEEN M/Rail Exhibition RGU, Garthdee, Aberdeen, **AB10 7GE** Sat 10-6/Sun 10-4.
Nov 5 - HIGH WYCOMBE - WYCRAIL 16 Model Railway Exhibition, Cressex Community School, Cressex Rd, High Wycombe, Bucks **HP12 4UD**. Sat 10 - 5
Nov 5 - ANGMERING W.Sussex Area Group N Gauge Society Model Railway Exh, Angmering School, Greenwood Drive, Station Rd, Angmering, **BN16 4HH**. Sat 10 - 5 *Short Walk Angmering Station*
Nov 5/6 - CREWE Alsager Model Railway Exhibition, Legend Conference & Leisure Centre, Bentley Motors Ltd, Sunnysbank Road, Crewe, Cheshire, **CW2 8WD**. Sat 10-4.30, Sun 10-4 ***NEW VENUE***
Nov 12/13 - TELFORD IPMS SCALE MODEL WORLD 2016 The Telford Exhibition Centre, St. Quentin Gate, Telford, **TF3 4JH**. Sat 10-6, Sun 10-4.00 Free Entry for IPMS Members.
Nov 12/13 - SPALDING Model Railway Exhibition, Springfields Event Centre, Camelgate, Spalding, **PE12 6ET**. Sat 10-5, Sunday 9.30 - 4.30.
Nov 18 - 20 - WAKEFIELD 55th Model Railway Exhibition, Thornes Park Athletics Stadium, Horbury Road, Wakefield, **WF2 8TY** Fri 5.30-9. Sat 10-6. Sun 10-5
Nov 19/20 - WORKINGTON Model Rail Show, University of Cumbria, Energen Building, Blackwood Rd, Lillyhall Estate, Workington, Cumbria, **CA14 4JW**. Sat 10 - 5, Sun 10 - 4.

Nov 26/27 - BIRMINGHAM - Warley National M/Rail Ex Hall 5, NEC Birmingham
B40 1NT coming to Warley? - Why not come on the Sunday?? - the show is much quieter!!! See more of the layouts and a lot easier to get to our stand!!
Centre Piece Locomotive Attraction + Junior Modeller Sponsored by Squires.

Dec 3 - ISLINGTON - The Toy Soldier Show London, The Islington Business Design Centre, 52 Upper Street, London, **N1 0QH** Saturday 10.30 - 4pm www.guidelinepublications.co.uk - for more info.
Dec 4 - ISLINGTON - The London Plastic Mod Show "Mind The Gap", The Islington Business Design Centre, 52 Upper Street, London, **N1 0QH** Sunday 10.30 - 4pm www.guidelinepublications.co.uk

EXHIBITIONS & SHOWS IN 2017

Jan 14/15 - BOGNOR REGIS M/Rail Ex, Felpham Community College Felpham Way, Felpham, Bognor Regis, West Sussex **PO22 8EL** Sat 10 - 5, Sun 10 - 4.30 **Plenty of Free Parking**
Jan 21/22 - CALNE MODEL RAILWAY EXHIBITION Calne Leisure Centre, White Horse Way, Calne, Wilts. **SN11 0SP** Free parking, Sat/Sun 10-5 - **Enlarged Show for 2017**
Jan 22 BRISTOL - Bristol 'O' Gauge Group Exhibition University of the West of England (UWE Bristol), Conference & Exhibition Centre, Filton Road, Bristol, **BS34 8QZ**. Sunday 10 - 4.00pm.
Jan 28/29 KENDAL M/Railway Exhibition Leisure Centre, Burton Rd, Kendal, **LA9 7HX** Sat/Sun 10-5
Feb 19 - MANCHESTER ALSRM 'O' Gauge Show, Woodhouse Park Lifestyle Centre, Portway, Wythenshawe, Manchester, **M22 1QW** 10-4. Free Parking - Test Track & 16 O Gauge layouts.
Free admission ALSRM Members
Feb 24 - 26 - GLASGOW Model Rail Scotland, Scottish Exhibition Centre, Glasgow, **G3 8YW**. Friday 10.30 - 6, Saturday 9.30 - 6, Sunday 9.30 - 5. Coming to Glasgow? Why not try Saturday?? or Sunday??? The show is less busy - see much more of the layouts AND a lot easier to get to our stand!!
Mar 4/5 - PRESTON Preston & District Model Railway Exhibition, Sports Hall, Preston College, St Vincents Road, Fullwood, Preston, Lancashire, **PR2 8UR**. Sat/Sun 10 - 5pm
Mar 11/12 - HUNTINGDON East Anglian Model Railway Exhibition, The Britten Arena, Wood Green Animal Charity Centre, Huntingdon, **PE29 2NH** Sat 10 - 5, Sun 10 - 4 **Plenty of FREE Parking**
Mar 18/19 NOTTINGHAM - East Midlands Model Railway Exhibition, Harvey Hadden Sports Village, Wigman Rd, Billborough, Nottingham **NG8 4PB**. Sat 9.30-5.30, Sun 10-5.
April 8 - NORWICH M/Rail Exhibition, Hellesdon High School, Norwich **NR6 5SB**. Sat 10 - 4.30pm.
April 8/9 CORSHAM Trainwest 2017 M/Rail Exhibition, Springfield Community Campus, Beechfield Road, Corsham, Wilts **SN13 9DN** Sat/Sun 10 - 5 **Modern New Venue - Plenty of FREE Parking**
April 22/23 - HORSHAM Crawley MRS M/Railway Ex, Tanbridge House School, Farthings Hill, Guildford Road, Horsham, RH12 1SR. Saturday 10-5, Sunday 10-4.30. **PLENTRY OF FREE PARKING**
April 28-30 - The 49th Bristol Model Railway Exhibition, The Thornbury Leisure Centre, Alveston Hill, Thornbury, Near Bristol, **BS35 3JB**. Friday 1pm - 7pm, Saturday 10 - 6.30pm, Sunday 10 - 5pm. Coming to Bristol Show? Why not try Saturday?? or Sunday??? The show is less busy - See more of the layouts and a lot easier to get to our stand!! :-) **Plenty of FREE Parking**
May 6 - READING ALSR Modellers Trade Show and Exhibition, Rivermead Leisure Centre, Reading, **RG1 8EQ**. 10-4.30
May 14 - STAFFORD G Rail 2017 G-Scale Society Show, Stafford County Showground, Weston Rd, Stafford, **ST18 0BD**. Plenty of FREE Parking. Sun 10-5. Features Normal Squires Stand for all Scales
June 3 - DONCASTER Gauge 'O' Guild Summer Show, The Dome Leisure Centre, Doncaster Lakeside, Bawtry Road, Doncaster, South Yorkshire, **DN4 7PD**. Sat 10 - 4.00.

New Tools Shop Extension Opening Soon.

New Printed Mail Order Catalogue to be published soon - reserve your copy now.

Exhibition Invitations always welcomed.

NEXT ISSUE

Dean Park station



Taking inspiration from Edinburgh Waverley, Dean Park is David Watson's developing slice of Scottish railway operation set in the late-1980s. Next issue we visit the first completed section – Dean Park station – to discover to the story behind this popular home-based railway.

SPRAY BOOTHS

EQUIPMENT GUIDE

A spray booth can be a life saver for regular painters. Tim Shackleton and Mick Bonwick investigate what is available and highlights their design standards in our guide to spray booths.



THE NEXT ISSUE OF
HORNBY
magazine

is on sale October 13 2016

DON'T MISS IT!

HST 40th

October marks 40 years since the production High Speed Train entered revenue earning service on BR's Western Region. To mark this milestone next issue we delve into the story of the HST to bring you train formations, practical modelling guide, sound installations and more in a special issue.



PLUS

We'll be reviewing all the latest models, reporting the latest news, showcasing your layouts in Reader Projects, answering your questions in the Enquiry Office and taking you behind the scenes at the Hornby Magazine workshop to help you get the most out of your modelling projects.

dapol

model railway company

Tel: 01691 774455
Fax: 01691 778866
e-mail: sales@dapol.co.uk

www.dapol.co.uk

Dapol Limited, Gledrid Industrial Park, Chirk, Wrexham, LL14 5DG

September releases

Class 33



All Class 33 are 1st Decorated Sample
Copyright Dapol Ltd.

2D-001-021 - Class 33/1 Engineers Grey/Yellow 'Dutch' 33103
2D-001-021D - Class 33/1 Engineers Grey/Yellow 'Dutch' 33103 DCC



2D-001-020 - Class 33/1 BR Blue 33100
2D-001-020D - Class 33/1 BR Blue 33100 DCC



2D-001-021 - Class 33/1 BR Green NTP 24371
2D-001-021D - Class 33/1 BR Green NTP 24371 DCC



2D-001-020 - Class 33/1 BR Blue 33102
2D-001-020D - Class 33/1 BR Blue 33102 DCC



2D-001-020 - Class 33/1 Engineer Dutch 'Marik' 33048
2D-001-020D - Class 33/1 Engineer Dutch 'Marik' 33048 DCC



2D-001-021 - Class 33/1 BR Green NTP 24371
2D-001-021D - Class 33/1 BR Green NTP 24371 DCC

Valanced A4



Mallard 1st Decorated Sample
Copyright Dapol Ltd.

2S-008-008 - A4 Valanced Mallard 4458 Garter Blue LNER
2S-008-008D - A4 Valanced Mallard 4458 Garter Blue LNER DCC
2S-008-009 - A4 Valanced Empire of India 4450 Garter Blue LNER
2S-008-009D - A4 Valanced Empire of India 4450 Garter Blue LNER DCC
2S-008-010 - A4 Valanced Sea Eagle
2S-008-010D - A4 Valanced Sea Eagle DCC



2F-034-041 - 21T Hopper - BR E28587 K



2F-034-042 - 21T Hopper - BR E28587 K Weathered

A3 Flying Scotsman Booksets



2S-011-001 - A1 Flying Scotsman 4472 LNER Apple Green + 4 Teak Coaches Light Bar Fitted
2S-011-001 - A1 Flying Scotsman 4472 LNER Apple Green + 4 Teak Coaches Light Bar Fitted DCC
2S-011-002 - A10 Flying Scotsman 103 Wartime Black NE
2S-011-002D - A10 Flying Scotsman 103 Wartime Black NE DCC
2S-011-003 - A3 Flying Scotsman 60103 BR Express Blue Early Crest
2S-011-003D - A3 Flying Scotsman 60103 BR Express Blue Early Crest DCC
2S-011-004 - A3 Flying Scotsman 60103 BR Green E/C + 4 C & CM Coaches Light Bar Fitted
2S-011-004D - A3 Flying Scotsman 60103 BR Green E/C + 4 C & CM Coaches Light Bar Fitted DCC
2S-011-005 - A3 Flying Scotsman 4472 LNER Apple Green + 4 Maroon Coaches Light Bar Fitted
2S-011-005D - A3 Flying Scotsman 4472 LNER Apple Green + 4 Maroon Coaches Light Bar Fitted DCC



2F-013-035 - Gunpowder Van - BR M701059



2F-013-036 - Gunpowder Van - BR M701059 Weathered



4F-031-035 - 6 Wheel Milk Tanker - UD



4F-031-036 - 6 Wheel Milk Tanker - UD Weathered



4F-018-013 - Salt Van - S Waterhouse B2



4F-018-014 - Salt Van - S Waterhouse B2 Weathered



4F-052-025 - 5 Plank IB - Thomas 4



4F-052-026 - 5 Plank IB - Thomas 4 Weathered



4F-071-120 - 7 Plank - Wemyss 1962



4F-071-121 - 7 Plank - Wemyss 1962 Weathered

Also released this month include;

7F-071-025 - 7 Plank - Gloucester CO-OP 47
7F-071-025W - 7 Plank - Gloucester CO-OP 47 Weathered
7F-071-026 - 7 Plank - Dursley Coal 1
7F-071-026W - 7 Plank - Dursley Coal 1

All product release dates correct at time of going to press

dapol

collectors

club

ONLY £25 PER YEAR

ANNUAL OPEN DAY

4 NEWSLETTERS PER YEAR

IN GAUGES 'N' 'OO' & 'O'

FOR MORE INFORMATION CONTACT ANDREA / NEIL ON 01691 774455 OPTION 1 OR EMAIL club@dapol.co.uk

SPECIAL COMMISSION WAGONS

- YOUR CHOICE OF DAPOL BODY
- YOUR CHOICE OF LIVERY
- TURN AROUND IN JUST 3 MONTHS
- FROM JUST 100 IDENTICAL MODELS IN 'OO' OR 'N' 25 IN 'O'
- FOR MORE DETAILS CONTACT CLAIRE ON 01691 774455 OPTION 1 OR EMAIL studio@dapol.co.uk



Dawn of the Diesels

The Graham Farish range offers an ever expanding number of transition era models. Locomotives carrying the BR Green livery were frequently found sharing the same routes, duties and even facilities as their steam counterparts, from their introduction in the 1950's. With a multitude of classes now available, you will find the perfect locomotive for any duty, from mainline express passenger services to local freight and shunting operations.



371-457 Class 37/0 D6714



371-825B Class 47/0 D1572



371-085A Class 25/1 D5177



371-063 Class 03 D2383



371-286 Class 55 D9002



Era 5 = 1957-1966 (P) Model based on a preserved prototype

(W) Model with weathering effect applied

6 DCC Features 6 pin DCC Socket

(DL) Fitted with directional lighting

(N) Features NEM Couplings