

WIN £250
OF MODEL
ACCESSORIES

Closing date September 25 2016

35 NEW PRODUCTS
REVIEWED!
Including Sutton's Class 24 and
Hornby's latest Maunsell carriages



HORNBY

magazine

Issue 111 **Sept' 2016**

USA \$12.99 • CAD \$13.99 • AUS \$12.95 • **UK £4.40**

www.hornbymagazine.com

DIGITAL
pane



Take control with DCC Concepts
Alpha plug-and-play system

DIFFERENT
STANDARDS

BR steam locomotive
detailing in close up



STRUCTURE
MODELLING

Discover how to make
buildings from plastic



WE SHOW YOU HOW
EXPAND
YOUR SKILLS!



FIRST FOR
NEWS

» Hornby wagons » Little Loco Class 15
» Heljan Class 45 » DCC Concepts track

KEY



09 >

Cobalt Alpha

By DCCconcepts



Alpha-Power

Cobalt Alpha-Power is a top quality Power supply for use with DC or DCC systems and it is also perfect for the Accessory power bus.

Alpha-Power has fast-acting overload protection that will instantly turn power off in the case of significant overload, giving you both audible and visible indication of overload or wiring problems and a reset is simple - Just turn the power switch off and on again.

Properly regulated for consistent results it will deliver a stable 18v DC at 5 amps irrespective of your local mains power levels.

CE and FCC approved and usable with mains voltages from 100 to 240v AC, Alpha Power is suitable for use in most parts of the world.

The natural partner for Alpha-Box, Alpha-Power has both DC output plug and screw terminal connections, so it is also an ideal choice for most DCC systems as well as DC users needing more power.



Alpha-Box

Initially conceived as a way to bring the magic of Cobalt Alpha to ALL modellers, DC or DCC, Alpha-box really IS something special. In fact we think that Alpha-Box is the best power booster available!

We really wanted maximum cross-brand compatibility so Alpha-box is very versatile ... as a result it's perhaps best described as the "Swiss Army Knife" of DCC power boosters because it offers so much more than ANY other power booster you can buy anywhere.

Alpha-Box has inputs at track power and command bus level plus a powerful 5 amp output that's well protected by fast acting short circuit overload protection. As a result it is the perfect upgrade for ALL brands of DCC start set from Bachmann EZ command to other train-set DCC controllers as well as those from more specialised brands.

NCE users really love it. Power Cab and Power Pro plug straight in, becoming fully "Cobalt Alpha" compatible systems with the addition of 5 amps of very clean track power. Other brand users really like it too... and "interface adapters" are available where needed!

Cobalt Alpha products are DCC compliant & are carefully designed from the ground up to make the wiring of your control panels very simple. Using them can reduce wiring between the control panel and layout to a single cable.

The Cobalt Alpha range and all other DCCconcepts products are distributed world-wide by DCCconcepts Pty Ltd. Our products are also distributed in the UK by Gaugemaster Controls Ltd.



Alpha Central



It just does NOT get any easier than this!

Cobalt Alpha Central is literally a complete and ready-to-use digital control panel for 12 points... in a box!

It's so simple instructions could read "Unpack-Plug in-Change points"

Alpha Central can be connected directly to any model NCE system - however the other brands are not forgotten. Alpha central will work well with any DCC system at all if used in combination with the very clever Alpha-Box, with the combination adding 5A of clean power AND full digital accessory control to the most basic of starter sets. With Alpha-Box it improves the power & performance of basic systems such as Prodigy & Prodigy Express. They also add the luxury of almost wire-free manual control-panel operation to systems from EZ Command to Z21 or ECoS.

Multiple Alpha-Central units can be linked together to control up 2000+ Accessories and addressing your Accessory decoders becomes incredibly simple once you have installed Cobalt Alpha in ANY of its forms as your DCC control interface.


Alpha

The very Heart of Alpha. Cobalt Alpha interprets commands from ANY momentary switch & turns them into a digital signal.

Cobalt Alpha allows you to connect ANY form of switch from "Stud and Probe" to a simple push-button. Alpha is of course also ideally suited for Cobalt-S Levers and the sophisticated, "Easy-to-connect" Alpha-Switch-D shown below.

No matter what choice you make for your switches, the wiring is greatly simplified and reduced as Alpha will digitise all of the switch commands, meaning that nothing needs long direct wiring. Because of this your ENTIRE Control panel could then need as little as ONE cable to connect it to the layout.

For quality "Mimic" panels without soldering and no complex wiring if any kind, we recommend that you take a look at Cobalt Alpha and Alpha-Switch-D. It really IS as easy as using LEGO!



Alpha-Switch-D

Cobalt Alpha-Switch-D is a sophisticated but super-easy to install switching system for Mimic panel control of DCC Accessories.

Usable on its own with Accessory decoders that have added switch connections or just combined with Cobalt Alpha itself, it is the SIMPLEST form of Accessory switch wiring you'll find anywhere.

Each switch includes its own indicator LED and connects simply and directly to the control PCB.

Wiring a panel takes no time at all and it really IS as simple as assembling Lego! Full instructions are supplied - we even show you a simple way to create a top quality control panel for them!

The little things really CAN Make a big difference!

A 6-wire curly Cord is often supplied with the appropriate Cobalt Alpha models.

This 6-wire cord is also available as a separate item of course. (The part number is DCD-ACL).

NCE / ROCO users will love it as it can easily replace inconvenient flat cables that are supplied with those DCC system brands as it is much more convenient to use.



Cobalt Alpha makes the wiring of control panels quick and easy!

DCC thinking outside the square
concepts

HORNBY

September 2016 **magazine**

Editor: Mike Wild

Assistant Editor: Mark Chivers

Senior Designer: Steve Diggle

Sub-editor: Andrew Roden

Contributors: Evan Green-Hughes, Brian Stephenson, Tim Shackleton, Nigel Burkin, Graham Gaches, Paul Chetter, Julia Scarlett, Mike Bisset, Trevor Jones, Brad Seaman, Dennis Prior and Bruce Duncan.

EDITORIAL ADDRESS

Hornby Magazine, Key Publishing,
PO Box 100, Stamford, Lincolnshire PE9 1XQ

Tel: 01780 755131

Email: hornbymagazine@keypublishing.com

Website: www.hornbymagazine.com

ADVERTISING

Advertising Manager: Sarah Garrod

Email: sarah.garrod@keypublishing.com

Telephone: 01780 755131

Mobile: 07969 471756

Sales Executive: Liz Ridge

Email: elizabeth.ridge@keypublishing.com

Telephone: 01780 755131

Advertising Production: Louise Talbot

Tel: 01780 755131 Fax: 01780 752261

Email: louise.talbot@keypublishing.com

ADVERTISING ADDRESS

Hornby Magazine, Key Publishing Ltd,
PO Box 100, Stamford, Lincolnshire PE9 1XQ

SUBSCRIPTIONS/MAIL ORDER

PO Box 300, Stamford, Lincolnshire PE9 1NA, UK

Tel: 01780 480404

Email: Subscriptions - subs@keypublishing.com

Email: Mail Order - orders@keypublishing.com

PUBLISHING

Publisher: Adrian Cox

Managing Director: Adrian Cox

Commercial Director: Ann Saundry

Group Marketing Manager: Martin Steele

Chairman: Richard Cox

Webmaster: Simon Russell

Registered Office: Units 1-4, Gwash Way Industrial Estate,
Ryhall Road, Stamford, Lincolnshire PE9 1XP

PRINTING

Precision Colour Printing Ltd, Haldane, Halesfield,
Telford, Shropshire TF7 4QQ.

DISTRIBUTION

Seymour Distribution Ltd.,
2 Poultry Avenue, London. EC1A 9PP

Tel: 020 7429 4000

Having difficulty obtaining your copy of Hornby Magazine?
Please contact the subscriptions team using the details above.

Key

© Key Publishing Ltd 2016

All rights reserved. No part of this magazine may be reproduced or transmitted in any form by any means, electronic or mechanical, including photocopying, recording or by any information storage and retrieval system, without prior permission in writing from the copyright owner. Multiple copying of the contents of the magazine without prior written approval is not permitted.

Material sent to the Editor, whether commissioned or freely submitted, is provided at the contributor's own risk; Key Publishing Ltd cannot be held responsible for loss or damage howsoever caused.

The opinions and views expressed by authors and contributors within Hornby Magazine are not necessarily those of the Editor or Key Publishing.

We are unable to guarantee the bona fides of any of our advertisers.

Readers are strongly recommended to take their own precautions before parting with any information or item of value, including, but not limited to, money, manuscripts, photographs or personal information in response to any advertisements within this publication.

HORNBY is a registered trade mark of Hornby Hobbies Limited and is used under licence.

abc


Audit Bureau of Circulation 30,846
newsstand and digital sales.

Hornby Magazine is published on
the second Thursday of each month
preceeding the cover date.

ISSUE
111

HORNBY
magazine

LATEST OFFERS
See pages 66-67 for full details.



28 DIFFERENT 'STANDARDS'

WE SHOW YOU HOW!

28 WORKBENCH
Applying a few subtle details and weathering techniques can make all the difference to a model, as Tim Shackleton explains while transforming a pair of 'OO' gauge BR 'Standards'.

34 STRUCTURE MODELLING
With buildings taking shape on the Loch Dhu Distillery project, Nigel Burkin guides you through the basics of structure modelling using plastic sheet, a selection of solvents and a steady hand.

42 DIGITAL PANEL
Building a control panel doesn't have to be complicated. Mike Wild shows you how with exciting new products from DCC Concepts.

p34



62 DETAILING
Nigel Burkin reveals how to recreate wood effects in miniature using simply techniques and readily available acrylic paints.



FIRST REVIEWS

- 70 Sutton's Locomotive Works Class 24 for 'OO'**
- 74 Hornby's 'OO' Maunsell 58ft Carriages**
- 76 Farish DCC Sound Class 108**
- 82 Bachmann's 'OO' Ivatt '2MT' 2-6-2T**



ALSO REVIEWED

- 70** Another exciting month of new releases with more than 35 new products featuring in our packed 16 page section.



Inside...

7

EDITORIAL

Get more of *Hornby Magazine* everyday of the week – Mike Wild explains how the magazine's online presence is booming.

8

UPDATE

News on the Great Electric Train Show, Hornby's forthcoming 'OO' gauge Cattle and Coke wagons, a new ready-to-run wagon announcement from the N Gauge Society, progress updates on forthcoming Dapol and Heljan 'O' gauge projects, our latest competition and much more.

16

RETURN TO WHITBY WEST CLIFF

Since our last visit to the Yorkshire coast, Brad Seaman's incredible 45ft x 10ft 'OO' gauge exhibition layout has grown significantly, with new locations added and a set of imposing iron viaducts.



50

HORNBY POST

Your views, opinions and comments from the *Hornby Magazine* postbag.

54

ABBOTS BARTON

Set on the outskirts of London during the 1960s, Dennis Prior's stunning 'OO' gauge BR Southern Region branch line witnesses much activity, ranging from steam-hauled or Electric Multiple Unit commuter services, to freight and the occasional excursion too.

86

REALITY CHECK

Stalwarts of the North East, Vincent Raven's 'Q6' 0-8-0s were strong and reliable heavy freight locomotives, as Evan Green-Hughes recounts.

94

RAILWAY REALISM

Dramatic and challenging, the Scarborough to Middlesbrough line was a difficult route to work – yet it was also one of the most exhilarating. Evan Green-Hughes investigates.

100

READER PROJECTS

Hornby Magazine presents your latest model building and layout projects.

102

SHOW GUIDE

Hornby Magazine's comprehensive guide to forthcoming events.

WE'VE GONE SOCIAL!
Follow us on your favourite social media sites.
You'll find the latest news, images and exclusive videos! Search *Hornby Magazine*.



NEW
'NEXT 18'
SOUND DECODERS
IN STORES NOW!

ZIMO decoders are designed and made in Vienna, home to Beethoven, Mozart, Schubert and Strauss. Would you risk trusting your sounds to anyone else?



Products for all scales

DCC decoders suitable for models ranging in size from 'N' to 'O' gauge, and larger, including garden railways.



Incredible specification

Functionality is paramount at ZIMO. Plenty of function outputs are always provided for greater play value.



Unrivalled motor control

Low-noise, high-frequency drive options with back-EMF sampling. Optimal performance from all motor types.



High current ratings

Plenty of capacity provides peace of mind, plus there are thermal cut-outs and overload protection on all outputs.



Superb sound quality

Powerful amplifiers, large memory and high sample rates means sounds need to be heard to be believed.



Stay alive technology

Many decoders incorporate energy storage circuitry that will improve running over poor or dirty trackwork.



Easy software updating

Our decoders can be easily updated with new software without the need to disconnect or disassemble locos.



Worldwide reputation

Chosen by premium brands like Roco & Fleischmann. Widely respected in continental Europe and the USA.



Great value for money

All decoders are made in our own hi-tech production facility in Austria and are surprisingly affordable.

ZIMO has been at the cutting edge of DCC for more than 30 years, offering a range of technologically advanced sound, motor and function decoders.

The pinnacle of digital sound technology...

MX644 & MX645 sound decoders

With 1.2 Amp motor rating, 3 Watt audio amplifier, eight function outputs, built-in 'stay alive' circuitry and the revolutionary 'smart stop' technology, these are the decoders of choice for 4mm scale modellers.

Miniature 'sugar cube' speakers

Matched to ZIMO's pre-wired loudspeaker outputs and designed for the tightest of spaces. Three sizes are available, complete with resonance chambers, down to an amazingly small 8 x 12 mm footprint!

'Stay alive' super capacitors

Improve running characteristics and avoid sound interruption and lighting flicker by using an energy storage module wired directly to your decoder.

ZIMO's SC68 'Supercapacitor' is the ideal solution.

At the forefront of digital command control since 1979

Ask for **ZIMO** by name... ZIMO decoders, sugar cube speakers and accessories are available ONLY from these approved retailers:

RAIL EXCLUSIVE
01780 470086
DISTRIBUTOR

DIGITRAINS
01522 527731
GOLD

YOUCHOOS
0844 772 5052
GOLD

COASTAL DCC
01473 403764
SILVER

MR SOUNDGUY
01983 531443
SILVER

EDM MODELS
01904 331973
SILVER

DCC TRAIN AUTOMATION
01823 429309
BRONZE

WICKNESS MODELS
01387 738175
BRONZE

GARDEN RAIL SPECIALISTS
01844 345158
LARGE SCALE ONLY

Welcome

THE EDITOR'S PAGE



Hornby Magazine is developing its online presence with the launch of a brand new look to our website. Allied to the magazine's social media channels we are now better placed than

ever before to deliver informed and useful content on the internet.

The new look to our site is just part of the story. Regular website visitors will be aware of our video posts as well as the highly valuable online version of the Show Guide. However, what you might not know about is the new news service which brings you up to date with the latest model railway news - no more waiting, the news will always be online at www.hornbymagazine.com when it happens.

July also saw the launch of new blogs for the editorial team with Assistant Editor Mark Chivers and myself opening up new columns online exclusively on the magazine website. You'll be able to read new blogs from each of us once a month - Mark's blog will go live on the first Friday of the month

followed by mine on the third Friday.

We've got lots of content in store for the blogs including behind the scenes features, project updates and more. Plus, with the new format to the website there is more to come for the whole package making the site a valuable resource for British modelling.

Our social media channels are developing too and you can now follow the *Hornby Magazine* team on Facebook, YouTube, Instagram and Twitter too. We hope it makes your experience of the magazine all the more exciting and, as with the magazine itself, we welcome feedback on all our outlets.

Naturally the magazine you are reading now is the centrepiece to all of this - and it won't be changing. Inside you will still find all the latest model railway news and reviews, show listings, features, layouts, projects and much more.

This issue we are keenly focused on hands-on tutorials with guides from Tim Shackleton, Nigel Burkin and myself highlighting a significant range of skills. These include locomotive detailing, structure modelling, painting and digital control too - all of which we hope you will find interesting and useful.

The review section is full and bursting too with more than 35 new

products being tested by the team in a bumper 16 page section.

Top of the list is Sutton's Locomotive Workshop's (SLW) stunning 4mm scale model of the BR Sulzer Class 24 - an ordinary locomotive which has been modelled to an extraordinary standard by SLW. Its features, both physical and operational, are stunning and you can read the full story on this exciting ready-to-run diesel this month. We've also got reviews of Bachmann's first 'N' gauge sound fitted model, the new chassis for Bachmann's 'OO' gauge Ivatt '2MT' and Hornby's non-corridor Maunsell carriages.

Better still, you can watch videos of all these models in action online at www.hornbymagazine.com or, if you are a digital subscriber, you will find the videos embedded into your app.

It's an exciting time here at *Hornby Magazine* HQ and we hope you enjoy the results.

Happy modelling.

Mike Wild
Editor, *Hornby Magazine*

IN YOUR MAGAZINE THIS MONTH

COMPETITION

12 Your chance to win more than £250 worth of model railway accessories in our latest free-to-enter prize giveaway.

WE SHOW YOU HOW

Expand your modeling skills with our special features...

42 Using new products from DCC Concepts Mike Wild shows how to build a digital control panel.

28 Tim Shackleton explains how BR 'Standards' can be made to stand out with subtle detailing.

34 Structure modelling is a great way to expand your skills. Nigel Burkin explains how in his latest step by step guide.

THE LATEST NEWS

08 *Hornby Magazine* rounds up the latest news from the model railway scene across 'OO', 'N' and 'O' scales keeping you up to date.

WIN £250 OF MODEL ACCESSORIES

35 NEW PRODUCTS REVIEWED! Including Sutton's Class 24 and Hornby's latest Maunsell carriages

HORNBY magazine

Issue 111 Sept 2016 USA \$12.99 CAD \$13.99 AUS \$12.95 UK £6.40

www.hornbymagazine.com

DIGITAL pane

WE SHOW YOU HOW EXPAND YOUR SKILLS!

Take control with DCC Concepts Alpha plug-and-play system

DIFFERENT STANDARDS
BR steam locomotive detailing in close-up

STRUCTURE MODELLING
Discover how to make buildings from plastic

FIRST FOR NEWS

» Hornby wagons » Little Loco Class 15
» Heljan Class 45 » DCC Concepts track

35 NEW PRODUCTS REVIEWED

A bumper crop of new releases including Sutton's Class 24, Hornby's Maunsell carriages and Bachmann's Ivatt 2-6-2T in 'OO' and the first sound fitted 'N' gauge ready-to-run model for the British market.

STARTS ON PAGE 70

FEATURED THIS ISSUE

The Golden Line: Brad Seaman's epic 'OO' gauge model of the North Yorkshire coast line has been expanded to cover 45ft x 10ft and now includes three stunning viaducts as well as the original Whitby West Cliff station. We revisit to see the extension in full.

Abbots Barton: Dennis Prior and friends set out to recreate a small slice of suburban London in the 1960s by building this terminus station. Featuring steam, diesel and electric traction it has a rich variety of operation.

SEE PAGES 16 AND 54

UPDATE

Hornby Magazine prepares for the **Great Electric Train Show**

THE
GREAT ELECTRIC
TRAIN SHOW





THE GREAT ELECTRIC TRAIN SHOW 2016

When:	October 8/9 2016
Where:	British Motor Museum, Gaydon, Warwickshire CV35 0BJ
Times:	Sat 10am-5pm, Sun 10am-4pm (9.30am entry for advance tickets)
Advance tickets:	Adult £9, child £7
Tickets on the day:	Adult £14, concession £12, child £9, children under 5 free, family (2+2) £39
Highlights:	25 layouts, 30 trade stands plus demonstrations, redeveloped museum
Facilities:	Refreshments, disabled access, free parking plus free courtesy bus from Leamington Spa railway station (Saturday only).
Contact:	01780 755131
Website:	www.greatelectrictainshow.com

PREPARATIONS are in full swing in the final run up to the fourth annual Great Electric Train Show sponsored by *Hornby Magazine* on October 8/9 2016 at the British Motor Museum in Warwickshire.

25 layouts, 30 traders and a group of demonstrators will assemble to make this a busy weekend of railway modelling with many magazine favourites from the past and present being arranged for the event.

Advance tickets sales for the event are still open, offering up to £5 off adult tickets and early entry to the show. All tickets include full access to the newly refurbished British Motor Museum, its new collection centre, free parking and use of the free shuttle bus from Leamington Spa railway station (Saturday only).

Newly announced for the line up are Barnhill Model Railway Club's busy 'OO' gauge Western Region layout Kingsfield (HM30), Network SouthEast suburban terminus Croydon North Street now owned by Darren Johnson (HM93) plus Bob Farrell's new 'OO' narrow gauge layout Penhalig Quay, Franwood TMD by Neil Woodbine and a Tri-ang TT display by David Lyon.

These new additions enter the show alongside Soar Valley MRC's

stunning Charnwood Forest Branch (HM99/HM100), Bodmin and District MRC's Old Elms Road (HM105), Max Fowler's Maxwell Colliery (HM105), Tom Couling's Poole-in-Wharfedale (HM104), Allan Cromarty's Oulton TMD and more. The *Hornby Magazine* team will be presenting Western/Southern Region layout St Stephens Road for its final exhibition outing at the event too – it has been in storage since February 2014. See Table 1 for the full list of announced layouts so far.

Demonstrators confirmed for the event include Alan Buttler from ModelU offering his laser scanning demonstration, *Hornby Magazine* contributor Paul Chetter on the subject of digital sound and weathering regular Mick Bonwick.

In total 30 traders have been confirmed for the event including Bachmann Europe, Cheltenham Model Centre, Digitrains, Grimy Times and many more.

● Visit greatelectrictainshow.com for the full list of attending traders.

● The final additions to the layout line-up for the 2016 Great Electric Train Show will be announced in HM112 in our full preview of the event.

TABLE 1 - GREAT ELECTRIC TRAIN SHOW LAYOUT 2016

Layout	Scale	Exhibitor	Featured
Bigbury	'OO'	City of Canterbury MRS	HM99
Charnwood Forest Branch	'O'	Soar Valley MRC	HM99/HM100
Croydon North Street	'OO'	Darren Johnson	HM93
Dentdale	'N'	Dentdale Group	HM95
Durston	'OO'	Brian Woolrich	HM106
Franwood TMD	'OO'	Neil Woodbine	
Goathland	'OO'	Simon and Hannah Denham	HM99
Gweek North Quay	'O-16.5'	Falmouth and District MRC	HM71
Haymarket Cross	'OO'	Ian Harper	HM59
Kingsfield	'OO'	Barnhill MRC	HM30
Low Yard Junction	'N'	Gary Atkinson	HM109
Maxwell Colliery	'OO'	Max Fowler	HM105
Old Elms Road	'OO'	Bodmin and District MRC	HM105
Oulton TMD	'OO'	Allan Cromarty	HM107
Penhalig Quay	'OO9'	Bob Farrell	
Poole-in-Wharfedale	'OO'	Tom Couling	HM104
St Stephens Road	'OO'	<i>Hornby Magazine</i>	HM48
Tri-ang TT display	'TT'	David Lyon	
Watermill Halt	'OO'	Peter Midwinter	HM105

CATTLE AND COKE WAGONS FOR 'OO'

HORNBY has released images of the first engineering samples for its new 'OO' gauge models of the Southern Railway (SR) cattle and London Midland & Scottish Railway (LMS)/BR coke wagons.

Both were announced in the manufacturer's 2016 range plan with the SR cattle wagon modelling both the 1930-introduced diagram 1529 Maunsell and 1947 diagram 1530 Bulleid 10ton wagons.

The coke wagon models the LMS diagram 1729 20ton wagons with wooden raves as well as the BR diagram 1/151 wagons which had wooden side raves but full steel plated ends.

All four wagons feature metal buffers, injection moulded plastic bodies and a new split-spoked turned metal wheelset which is also set to be made available as a spare part.

● Visit www.hornby.com for more information on these new wagons.



Heljan 'Prairie' first look



Heljan has revealed a glimpse of its 'O' gauge Great Western Railway (GWR) 'Large Prairie' 2-6-2T with the first images of a hand decorated body. The model is under development.

The 2-6-2T is the manufacturer's first steam outline 'O' gauge locomotive for the British market and is expected to be released in 2017. The price per model will be £649 with five versions covering GWR and BR liveries to be produced initially numbered in the '61XX' series.

● Visit www.heljan.dk for more information.



Heljan reveals Class 45 first sample

The first pre-production sample of Heljan's new 'O' gauge Class 45 1-Co-Co-1 was revealed in July along with the latest engineering sample of its under-development centre headcode Class 37/0. Both are due for release in 2017.

The Class 45 is expected to


be available in mid-2017 with a retail price of £699. Features will include twin motors, directional lighting and Digital Command Control (DCC) compatibility. It is planned for release in BR green with small yellow warning panels and BR blue.

Meanwhile, nine liveries are now proposed for the Class 37/0 which is due to be released in early 2017 for £599. Liveries will be BR green with small yellow warning panels (Cat No. 3710), BR green with full yellow ends (3711), BR blue with full yellow ends

(3712), large logo blue (3713), Railfreight 'red stripe' (3714), 'Dutch' grey and yellow (3715), Railfreight coal sector (3716) Railfreight Distribution (3717) and Railfreight petroleum (3718).

● Visit www.heljan.dk for more information.

KMRC WEATHERS DJ CLASS 71



Kernow Model Rail Centre (KMRC) has commissioned DJ Models to produce three weathered versions of its forthcoming crowd-funded 'OO' gauge Class 71 electric locomotive. Exclusive to the Cornish retailer, these

limited edition models will be available as E5002 in BR plain green (Cat No. OO71-097), E5019 in BR green with red stripe (OO71-098) and 71008 in BR blue (OO71-099), each with a factory-weathered finish using masters

supplied by detailing specialist Mercig Models.

Limited to 150 examples of each in BR green and just 100 in BR blue, they are priced at £144.95. Delivery is anticipated later this year.

● Visit www.kernowmodelrailcentre.com

Tower commissions Class 25 and minerals

Tower Models has commissioned a limited edition plain green Class 25/1 in 'O' gauge using the soon to be released Heljan model as well as three triple packs of Lionheart Trains 'O' gauge 16ton mineral wagons.

The Class 25/1 will be limited to 100 units and is expected to arrive in September. Priced at £475 from Tower the retailer also offers a numbering service for £25 and a numbering and weathering

service for £65 per model.

The Lionheart mineral wagons will be made available in four triple packs – all with different running numbers. Single triple packs are

priced at £120 with discounts for multiple purchases. Only 100 of each set are being produced.

● Visit www.tower-models.com for more information.




LITTLE LOCO COMPANY CLASS 15 EDGES CLOSER

FIRST ENGINEERING samples of the Little Loco Company's new 'O' gauge British Thompson-Houston (BTH) Class 15 Bo-Bo diesel (HM107) have been received for evaluation, while the first decorated samples are also promised within weeks.

Developed with help from the Class 15 Preservation Society, the model's specification calls for a high-torque low-profile drive-system, flywheels, all-wheel pick-up, die-cast chassis, sprung metal buffers, directional illuminated headcodes, detailed cab and see-through engine room interior.

Fitted with a PluX22 compliant Digital Command Control (DCC) socket, five standard models are being produced in BR green with duck egg blue cab panels (Cat No. BTH15-GDB), BR green with duck egg blue cab panels and small yellow warning panels (BTH15-GDS), BR green with duck egg blue cab panels and full yellow ends (BTH15-GDF), BR plain green with small yellow warning panels (BTH15-GSY) and BR green with full yellow ends (BTH15-GFY). In addition, two fully decorated limited edition models depicting




the Liverpool Street station pilot (BTH15-LSP) and preserved D8233 (BTH15-CPS) will also be available. Prices are set at £375 for standard models and £395 for

the two limited edition models.

Delivery is anticipated during September 2016.

● Visit www.littleloco.co.uk for more information.



Ready-to-Run Carflat for NGS



The N Gauge Society's (NGS) next ready-to-run 'N' gauge model will be a Carflat wagon in celebration of BR's Motorail service, launched 50 years ago.

Announced at the NGS Annual General Meeting in July, the specification for the Bachmann produced models includes BR1 or B5 bogies and vacuum, air or dual brake arrangements and is based on one of 40 vehicles converted at Swindon Works in 1964.

Currently at the design stage, six models will be available as B745601 in original BR freight

brown, FVX B745080 in BR bauxite, FVV B745623 in BR blue, FVV B745629 in BR blue with Motorail branding, NGV B745645 in BR blue with Motorail branding and PFB RLS94412 in Railease yellow.

Packs of 'N' gauge road vehicles to accompany the wagons are also being produced by Bachmann for the society.

Prices are estimated at £28 per wagon with pre-orders for society members being taken now. Delivery is anticipated during 2017.

● Visit www.ngauesociety.com for more information.

HM108 COMPETITION WINNER

■ The winner of HM108's competition for Kernow Model Rail Centre's 'OO' gauge limited edition Police liveried Class 47 is Mr J Whiteing of Huddersfield. Congratulations!

First 'Victory' for Minerva

Minerva Model Railways (MMR) has received the first engineering prototype sample of its forthcoming 'O' gauge ready-to-run Kerr Stuart 'Victory' 0-6-0T for evaluation.

Announced earlier this year (HM107), this latest addition to the MMR range will feature an injection moulded body, die-cast chassis, slow speed gearbox, finescale wheels and more than 200 separately fitted parts.

Available in lined light green, lined red and unlined black, models are priced at £270 for standard analogue, £320 Digital Command Control (DCC) fitted and £390 for DCC sound-fitted examples. Discounts are available for pre-orders received before September 5. Delivery is anticipated during December 2016.

● For further details visit www.minervamodelrailways.co.uk.



Bullhead track by DCC Concepts

DCC Concepts has delivered the first stock of its new 'OO' gauge bullhead code 75 track to retailers, offering a new choice of ready to use permanent way.

The initial release is 960mm lengths of the bullhead rail track and bulk packs of 12 lengths. The track features scale sleeper spacing and fishplates are available separately. The track is flexible and the retail price is £5.25 per 960mm length or £62.95 for a box of 12.

Ready-to-install points are also being produced by DCC

Concepts with matching bullhead rail profile for future release.

● Visit www.dccconcepts.com for more information.



MRC REVEALS AUTUMN LECTURES

■ This autumn, The Model Railway Club is hosting a selection of lectures at its Keen House clubroom in Calshot Street, London. Held on the second Thursdays in September, October

and November at 7.30pm, subject matter includes the Nuremberg Toy Fair, Digital Command Control basics and Victorian coaching stock.

● For more detail visit www.themodelrailwayclub.org


Scalescenes Low Relief hotel opens for business

Scalescenes' has released a new downloadable low-relief Victorian hotel kit for 'OO' and 'N' scales.

Measuring 218mm x 42mm x 265mm in 'OO' and 112mm x 21mm x 136mm in 'N', this latest kit (Cat No. T006c) includes fully detailed exterior textures, a choice of corner module orientations, interior detail and a selection of hotel signs suitable for all eras. An interior detail kit (TX00a) containing beds, wardrobes and armchairs is also available separately.

Priced at £5.99, it is available to download now.

● Visit www.scalescenes.com for more details.



WIN MODEL RAILWAY ACCESSORIES

WORTH £250



QUESTION: What gauge is 'OO' track?

a. 15mm

b. 16.5mm

c. 18mm

HORNBY MAGAZINE'S latest competition offers a star prize of £250 worth of 'OO' scale model railway accessories including a FMR static grass applicator, Bachmann Scenecraft buildings, road vehicles, scenic details, tools and more! Plus we have two runner-up prizes of a bundle of books and DVDs worth £50 each! All you have to do to enter the competition is answer the following simple question above by September 25 2016.

HOW TO ENTER

For your chance to win, simply send your answer along with your name, address and telephone number to: Hornby Magazine Accessory Competition, Key Publishing, PO Box 100, Stamford, Lincolnshire PE9 1XQ.

Alternatively, visit www.hornbymagazine.com and fill in the entry form or e-mail the same information to competitions@keypublishing.com with 'Hornby Magazine Accessory Competition' in the subject field.

Closing date for entries is September 25 2016 at 12:00 GMT and winners will be notified no later than October 1 2016. There is no cash prize alternative and Editor's decision is final.

On occasions Key Publishing may make offers on products or services that we believe to be of interest to our customers. If you do not wish to receive this information please state NO INFORMATION clearly on your entry. No purchase necessary.



Ellis Clark Trains
Unit 1 Toller Court
Shortbank Road
Skipton
North Yorkshire BD23 2HG



WANTED

Top prices paid for your collections
of model railways, diecast & tinplate

- ✓ Call, email or post a list
- ✓ All makes, gauges and ages considered
- ✓ British, Continental and American
- ✓ All gauges of kit/scratch built and live steam
- ✓ Diecast and tinplate cars, lorries, buses, planes, soldiers
- ✓ Happy to travel nationwide and view or collect
- ✓ Large collections a speciality
- ✓ Friendly and professional service



T 01756 701451
M 07799 554491
E ellis@ellisclarktrains.com
W ellisclarktrains.com

**BUY
ONLINE**
at our new
WEBSITE



EXCLUSIVE FIRST EDITIONS

Limited Editions with Endless Appeal

MIDLAND RED CHASERIDER



28013
DAIMLER DMS

EASTERN COUNTIES



16231
BRISTOL MW/LS

PLYMOUTH CITY



26330
GUY ARAB II UTILITY

SCOUT



27319
LEYLAND TD1

TODMORDEN/BRITISH RAILWAYS



16016
LEYLAND PD2 LOWBRIDGE

LONDON TRANSPORT



34112
AEC RT BUS

RAIL EXPRESS PARCELS



22914
BEDFORD TK BOXVAN

EASTERN COUNTIES



20457
BRISTOL VR11

MAIDSTONE & DISTRICT



35213
36' BET WEYMANN

FIRST CYMRU



24907
REEVE BURGESS MINIBUS

ORPINGTON BUSES



20652
PLAXTON POINTER DART

GREENSLADES



12124
HARRINGTON CAVALIER

GM BUSES ROCHDALE



28609
GM STANDARD/ATLANTEAN

LONDON COUNTRY NBC



31911
RML ROUTEMASTER

FIRST CAPITAL CITY



24906
REEVE BURGESS MINIBUS

Exclusive
First
Editions

To Find EFE Stockists or to Buy Direct Stop Off At
exclusivefirsteditions.com

Exclusive
First
Editions

On the GOLDEN LINE

BRAD SEAMAN'S stunning Whitby West Cliff layout has been expanded to further recreate this much-missed line. Here he explains the latest developments to create this tremendous 45ft double-sided model.

PHOTOGRAPHY, MIKE WILD



STATISTICS


Owner:	Brad Seaman
Scale:	'OO'
Length:	45ft
Width:	10ft
Track:	Handbuilt with C&L components
Control:	Analogue
Period:	BR North Eastern Region, 1950

CHILDHOOD MEMORIES inspired the construction of the Golden Line. Stretching along the North Yorkshire coast from Whitby north towards Middlesbrough, this stunning line had challenging gradients, tunnels, high viaducts and dramatic scenery.

The project began with construction of Whitby West Cliff station together with one of the wrought iron viaducts at Uppang. This was carried out between 2012 and 2014 when the layout reached the point where it could be exhibited as a 40ft (plus storage yards) end-to-end scene. However, that was only phase one as the full plan would see two more viaducts and a beach scene built to expand the layout still further.

Many additions have been made to the original Whitby West Cliff layout (HM85) over the past two years. Two new locations have been modelled and are now included on the new format.

Whitby West Cliff is sandwiched between Prospect Hill Junction and a triple viaduct section. The whole layout is U shaped and »



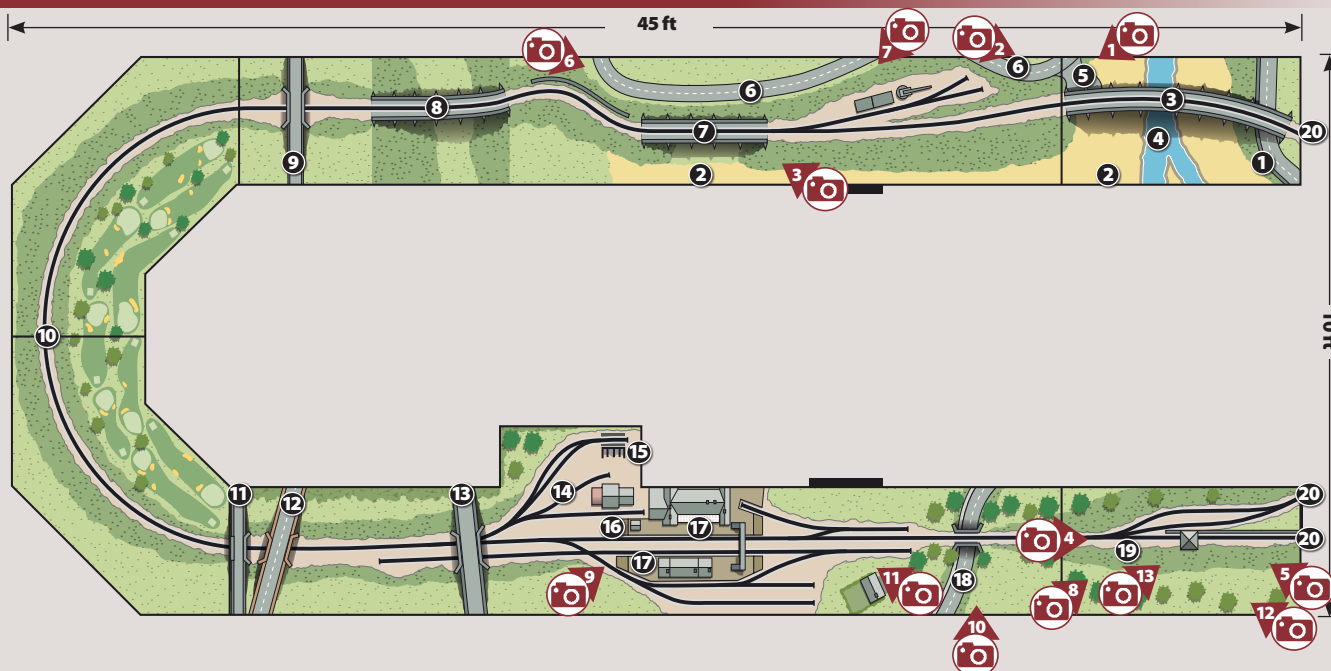
At East Row viaduct holiday makers enjoy the sunshine as an 'L1' passes above.



An 'L1' 2-6-4T crosses East Row viaduct heading south of Whitby West Cliff.



WHITBY WEST CLIFF TRACK DIAGRAM (NOT TO SCALE)



KEY

- | | | | |
|--------------------|------------------------|--------------------|---------------------------|
| 1 Sea wall | 6 A174 | 11 Love Lane | 16 Signalbox |
| 2 Beach | 7 Newholm Beck viaduct | 12 A174 | 17 Platform |
| 3 East Row viaduct | 8 Upgang viaduct | 13 Abattoir bridge | 18 Stakesby Vale Road |
| 4 Beck | 9 Cattle bridge | 14 Goods yard | 19 Prospect Hill Junction |
| 5 Car park | 10 Golf course cutting | 15 Coal drops | 20 To storage yard |

not L shaped as originally proposed as this is easier to operate. This configuration brings both off-scene storage yards side by side and two of the control panels back to back – a big boon at exhibitions.


Two additional baseboards have been added to replicate a cutting in a semi-circular configuration. This is somewhat true to form as at this point on the line there was a curve up to Upgang viaduct and it was in a cutting.

In its new format the layout features Prospect Hill Junction and Whitby West Cliff station on one side of the U and the three imposing iron viaducts on the other, recreating this spectacular and now long-lost route along the North Yorkshire coast line.

PROSPECT HILL JUNCTION

The layout starts at Prospect Hill Junction. This is the southerly point of the modelled section and was the junction where trains would diverge to either Scarborough Central or Whitby Town stations. One striking feature of the junction was the unique signalbox that straddled the Whitby branch. It was perched high to allow the signalman to see the Scarborough lines. A passing loop was also provided at this point for reversals and run rounds.

Once Scarborough bound trains had left the junction, heading further south, only a couple of hundred yards away was the imposing Larpool Viaduct. Standing at 125ft tall with its 13 arches it was the largest structure on the line. It carried the line over the Esk Valley and on to Scarborough. It is believed five million bricks were used in its construction. »





A Thompson 'B1' 4-6-0 works hard on the steep gradient from Whitby Town with a through working to Middlesbrough at Prospect Hill Junction.



WHITBY WEST CLIFF TO SANDSEND (EAST ROW)

To the north of Prospect Hill Junction stood Whitby West Cliff station. As northbound trains departed West Cliff, the first of the viaducts was approached. These were built by the Skerne iron company of Darlington and designed by John Dixon. However they were not without problems. An engineer's report of 1883 concluded that the viaducts had been inadequately constructed and the Board of Trade inspector ordered an immediate upgrade. Cleveland Bridge & Engineering company was contracted to carry out the works.

The first of the viaducts, Upgang, spanned the two halves of Whitby golf course and was 70ft high. It ran for 330ft across the ravine. From there the line dropped a further 20ft and crossed Newholm Beck Viaduct

midway between Whitby and Sandsend. This structure was 50ft high and also 330ft long. On the approach to the first of two bays at Sandsend (East Row) the line dropped further still, to only 30ft above sea level.

At this point East Row Viaduct was crossed. It differed in construction from the others in having concrete filled wrought iron stanchions together with a complex lattice array to support the 528ft span across the beach. Some of the best views along the coast could be gained from this point and as the line climbed up and down the shore line there were dramatic scenes along the clifftops.

At East Row just before the viaduct there was a goods yard. All goods were handled there for Sandsend as there were no facilities at the station. Three camping coaches stood in the siding at the goods

yard in the post-war era too offering holiday accommodation at this picturesque location.

History is silent concerning the viaducts until the announcement by British Railways in September 1957 that the line would close. BR claimed the 'uneconomical nature of the line' would require £57,000 worth of maintenance to all viaducts and tunnels. The line subsequently closed between Whitby West Cliff and Loftus on May 3 1958 and the viaducts were demolished two years later.

Prospect Hill Junction remained open to allow reversals for trains to Scarborough but was closed in 1965 along with the Whitby-Scarborough section. The last trains ran on March 6 that year. Today most of the old trackbed is a footpath and cycle track. Railway Realism on pages 94-97 looks further into the history of this challenging coastal route. »





Prospect Hill Junction's distinctive signalbox stands guard as a Fairburn 2-6-4T descends towards Whitby Town and a 'Q6' 0-8-0 waits in the loop on the Scarborough line.



A Thompson 'B1' 4-6-0 crosses Newholm Beck viaduct with a busy summer working destined for Whitby West Cliff and Scarborough.

BUILDING THE EXTENSION

Open frame baseboards were used in order to replicate the gradients on the line but it was important not to affect the operation of the layout and not to make them too obvious and over scale. In the case of Prospect Hill, a 3in fall over 8ft was used. This would allow smooth operation without overtaxing any models and incurring slippage.

The viaduct sections also had gradients which had to be replicated. The trackbed was formed of 9mm plywood and supported by 2in x 1in timbers. A provision for the beach was created by including a step down in the board frame. This created an impression of lower relief without affecting the gradients, but gave the appearance of a long drop to the beach. Obviously the board leg heights would differ.

All but one of the baseboards are 4ft x 2ft and are connected by 6mm roofing bolts and wing nuts. The East Row viaduct board is in one piece and measures 8ft x 3ft. Diagonal braces have been fitted to all legs to provide greater stability.

All track is built from C&L finescale components and is handbuilt in place. Check rails have been included on all

tight radius curves and there are double check rails on the viaducts, as per the originals. All rails are laid on a cork bed and bonded with a contact adhesive.

Ballasting was carried out by using a smooth Jarvis scatter. This would replicate the ash ballast on the line and it was held in place with a traditional 50:50 mixture of PVA wood glue and water. Painting with my air brush followed and my track colour ingredient applied.

SCENERY

Most of the terrain is like a sawtooth in the area and to replicate it layers of expanded polystyrene have been bonded together and carved to shape. This was then covered in a light layer of finishing plaster. A good tip at this point is to add some green emulsion to the mix. When dry if the plaster gets damaged or chipped it won't show. A good shot of PVA should be added to the plaster mix when wet to give a little flexibility and reduce the cracking effect to a minimum.


When dry the whole surface was covered in hanging basket moss teased out and glued into position with a spray adhesive. Several grades, textures and shades of flock

were then applied. At this point it was very important to use the same materials and methods as the original layout. It was also important that the new sections looked exactly the same and didn't look like it was a fix on extra at a later date.

The beach section at East Row was especially challenging. Fine sand was selected for this held in position by the 50:50 PVA and water mix. The shingle came from my garden in which I was having a patio built at the time. The beck was created by painting layers of PVA on a painted bed of light brown matt coats. This took several weeks and eventually produced a realistic effect.

THE VIADUCTS

All the viaducts have been constructed from 9mm plywood, plasticard, brass, steel and nickel silver. Each pier was marked out on a template and the plastic tubular sections placed on top with the other component parts also laid on and bonded into position. This was then allowed to dry and the process repeated a further 25 times to complete all of the support piers. Each one differs in length

 A 'G5' 0-4-4T makes light work of its stopping train. The roads are becoming more popular with visitors to the area.



so they were all bespoke constructions.

Each viaduct was constructed upside down – the logical way of doing it to ensure accuracy from the trackbed down. Once fitted to the baseboards the track bed was laid and rails fixed into position. When electrically tested the handrail stanchions were added. There are a total of 250 of these and consist of 14 separate component parts. Once affixed the double wire rails were threaded through. Halfords undercoat and matt black were used to finish the paint scheme. Hidden braces have been fitted under each viaduct track bed to prevent warping.

DETAILING

There are a few items that have not been mentioned previously including the fishing boats. These are a mixture of Yorkshire cobbles, sailing cobbles and double-ended beach boats. They were constructed over a carved plug. A keel and transom stern were added and the clinker planking applied. The planks were made from 10thou plasticard. All internal details were then fitted. The boat was then inverted and keels applied along with rudder. Once dry each »



A 'B1' tackles the gradient at Prospect Hill with a through working to Middlesbrough.

Whitby West Cliff... as featured in HM85



10 Above: An 'L1' stands between the platforms at West Cliff following arrival from Whitby Town.

10 Right: A Worsdell 'D20/1' 4-4-0 crosses Stakesby Vale Road as it departs Whitby West Cliff.

11 Below: The layout originated as a model of Whitby West Cliff station and Upgang viaduct, as featured in HM85. Here an Ivatt '4MT' 2-6-0 departs West Cliff with a mixed goods.



boat was painted accordingly. The boats have been finished in pristine condition as they tended to be very well looked after.

More than 500 figures have been used to create a busy scene and a selection of period vehicles completes the area around the railway. Lighting has been added to buildings and roadsides. The zebra crossing is also operational. Buffer stop beams have been illuminated too.

The whole layout has a weathered look. This includes all structures, buildings and all rolling stock. Road vehicles have been appropriately weathered too. In my humble opinion the effect creates realism and portrays a real scene as it would have been - especially with all those sooty steam engines traversing through the landscape.

FUTURE DEVELOPMENTS

For the time being Sandsend Viaduct and station are definitely on the horizon. However, space is an issue at the





12 An 'A5' 4-6-2T takes the Scarborough line at Prospect Hill Junction.


moment. Presently I'm concentrating on improving rolling stock. The forecourt to West Cliff station and surrounding houses is underway adding an extra 12in to the board width.

A lot of people have asked why the layout isn't digital and the answer is simple - I'm set in my ways. Being an analogue layout just means operators have to concentrate a little more and to me it's more fun.

Whitby West Cliff and the Golden Line has been a thoroughly rewarding layout to construct. Its massive 45ft x 10ft size means that it only really gets operated fully at exhibitions, although with a good weather forecast it will just fit onto my driveway for a running session.

More developments are planned together with exhibition appearances for the future and as the layout continues to develop we'll keep *Hornby Magazine* readers updated in future issues. 



 A Thompson 'L1' is brought to a stand at the top of the gradient from Whitby Town waiting for a clear path into Whitby West Cliff station.



NEW! BR 'O' GAUGE CLASS 25!

HELJAN

EXPECTED RELEASE: AUGUST 2016

SRP £599,00



2551 BR/Sulzer class 25 diesel in BR green with small yellow warning panels



2552 BR/Sulzer class 25 diesel in BR green with full yellow ends



2553 BR/Sulzer class 25 diesel in BR blue with full yellow ends



Please note that all models are supplied with boiler grille blanking panels, snowploughs and front bufferbeam steps. Photos depict pre-production samples.

39th ANNUAL



MIDLANDS MODEL ENGINEERING EXHIBITION



THE SHOW FOR MODEL ENGINEERS

**Thursday 13th
to Sunday 16th
October 2016**

Thursday - Saturday: 10am-5pm

Sunday: 10am-4pm

**Warwickshire
Exhibition Centre**

Nr Leamington Spa, CV31 1XN



...more than just an exhibition
- it's an experience...



SPONSORED BY
THE MAGAZINE FOR MODEL ENGINEERS
**ENGINEERING
in Miniature**

Meet over 40 clubs
and societies. **See**
over 1,000 models.
Learn from the
experts in the
workshops and
lectures. **Buy** from
nearly 50 specialist
suppliers.

Be part of the show,
enter your work.

f Meridienne
Exhibitions LTD
@MeridienneEx

BOOK YOUR TICKETS NOW

FREE SHOW GUIDE

ADMISSION PRICES	ONLINE TICKETS*	FULL PRICE TICKETS**
Adult	£9.00	£10.00
Senior Citizen	£8.00	£9.00
Child (5-14 yrs)	£3.00	£4.00

* Tickets are available via our website at discounted prices.
** Full price tickets are available on the day from the ticket
office or by phone before 6th October 2016.
Call on 01926 614101.

Last admission 1 hour before closing

Lecture programme, exhibitor list & bus timetables online.

GROUP DISCOUNTS: 10+ enter code GRP10 on website.

www.midlandsmodelengineering.co.uk

Organised by Meridienne Exhibitions Ltd

All information subject to change, correct at time of printing.



THE INTERNATIONAL



THE SHOW FOR THE RAILWAY MODELLER



...totally
N Gauge

f Meridienne Exhibitions LTD
@MeridienneEx

Supported by
MODEL RAIL

**Saturday 10th
& Sunday 11th
September 2016**

Saturday: 10am - 5pm

Sunday: 10am - 4pm



**Warwickshire
Exhibition Centre**

Fosse Way, Nr Leamington Spa, CV31 1XN
On the junction of the A425/B4455

FREE PARKING

See major
manufacturers
and over 40
specialist
suppliers
showcasing all
the latest models
and products.



Over 30 layouts on
show... Modern,
Steam, American,
and Continental
...the best of
N Gauge.

FREE SHOW GUIDE

**BOOK YOUR
TICKETS NOW**

ADMISSION PRICES	ONLINE TICKETS*	FULL PRICE TICKETS**
Adult	£9.00	£10.00
Senior Citizen	£8.00	£9.00
Child (5-14 yrs)	£4.00	£5.00
Family Ticket 1 (1 adult & up to 3 children)	£13.00	£15.00
Family Ticket 2 (2 adults & up to 3 children)	£22.00	£25.00

* Tickets are available via our website
at discounted prices.
** Full price tickets are available on the
day from the tickets office or by phone
before the 2nd September 2016.
Call on 01926 614101.
Last admission 1 hour before closing

Exhibition Link Bus on Saturday 10th only Please see our website for full details.

GROUP DISCOUNTS: 10+ enter code GRP10 on website.

www.ngaugeshow.co.uk

Organised by Meridienne Exhibitions Ltd

All information subject to change, correct at time of printing.



DIFFERENT STAND

WHEN IT COMES TO CHOOSING motive power, many modellers share my taste for the unusual. And yet in steam days, the staple diet on my local lines – which in later years would become my prime modelling interest – consisted almost exclusively of unglamorous ‘WD’ and ‘8F’ 2-8-0s, ‘Black Fives’, ‘Crabs’, ‘B1s’ and Fowler or Fairburn 2-6-4Ts, not forgetting a plethora of Diesel Multiple Units. You’d see ten of these to one of anything else, although more exotic engines such as ‘Jubilees’ and ‘9Fs’ would turn up occasionally and once in a blue moon you might see a ‘Britannia’.

Even so, this hasn’t stopped me acquiring all manner of exotica that I had about a 500:1 chance of actually seeing in my neck of the woods – a ‘Grange’ (though one materialised in 1964), a Stanier ‘Mogul’ (every couple of years), a ‘G2’ 0-8-0 (saw one at Huddersfield c.1960), an unrebuilt ‘Patriot’ (45517 was the regular engine for a while on the 10.30am Liverpool–Newcastle), a ‘V2’ (Mirfield, 1963), an ‘L1’ (Low Moor, 1961), ‘B16s’ (1961–1963) and an ‘A3’ class ‘Pacific’ (enthusiasts’ special, 1964).

A parallel tendency (which I think is more to do with one-upmanship) is to model locomotives from relatively common classes that are inherently different to any other – a double-chimney ‘Jubilee’, the solitary unnamed ‘Britannia’ (70047), the Stephenson valve gear ‘Black Five’ (44767), a ‘4F’ with snowplough tender, the one and only named ‘WD’ 2-8-0 (90732 *Vulcan*, which I never saw).

I’ve always been interested in the Southern Region because it did things differently and some of its BR ‘Standard’ locomotives were anything but. In this piece we’re going to look at two engines that at first glance seem indistinguishable from others of their kind but, on closer inspection, are very unusual.

One is a common-or-garden BR ‘4MT’ 2-6-0 76069. I saw and photographed this engine a number of times in 1967 (I even rode behind it) but it wasn’t until 40-odd years later that I realised that somewhere along the line it had acquired one of the massive BR1F tenders from a withdrawn ‘5MT’ 4-6-0. No other ‘Mogul’ had such a tender, and I’ve not seen this unique swap recorded in the many books

I have on the BR ‘Standards’, including the Railway Correspondence & Travel Society’s monumental five-volume study *British Railways Standard Steam Locomotives*.

The second project features one of a batch of five ‘9F’ 2-10-0s (92205/92206/92011/92031/92039) transferred from the Western Region (WR) in 1961 to work oil tank trains out of Fawley on the Southern Region (SR). At Eastleigh they acquired a number of modifications to equip them for their new role – their WR Automatic Train Control (ATC) equipment, for instance, was replaced by the BR Automatic Warning System (AWS), while the WR-pattern lamp irons were duplicated by Southern-style brackets so the engines carried no fewer than 24 lamp brackets front and rear.

In time they were transferred to York on the North Eastern Region but they retained many of their individual features, and could always be told apart from other ‘9Fs’. The modifications needed to convert standard Bachmann models aren’t complicated and as usual I’ll take you through them step by step so you can see how these subtle differences are built up incrementally.

The ‘Mogul’ is in a very different external condition to the ‘9F’, reflecting how things were on the Southern in the final months of steam. I copied the weathering from contemporary photographs of this and similar engines. 92239 is based on photographs of how it had looked a few years earlier, when it was at Eastleigh for the Esso oil trains between Fawley and Bromford Bridge. Note the lack of overhead warning flashes – being well removed from such things, this was a Southern characteristic right up to the end of steam.



Small touches often make the biggest difference. **TIM SHACKLETON** transforms a pair of BR 'Standards' with some subtle detailing work.

STANDARDS


STEP BY STEP DETAILING A PAIR OF DIFFERENT 'STANDARDS'

Beginner Intermediate Advanced
SKILL LEVEL

1



I based this project around two out-of-the-box Bachmann models. Although it lacks many characteristic Western Region features such as WR lamp irons and ATC equipment, and has the single chimney that was unusual on its '9Fs', 92002 has the correct BR1G tender and was thus an excellent starting point. The '4MT' at least had the correct number, 76069, which saved a job even though the tender body would need replacing. This locomotive had a BR1B tender – as per the model – for most of its life but in 1967 lost it in favour of the high-capacity BR1F. I was pleased to see the locomotive already has SR-pattern lifting rings on the cab roof.



2

Some enjoy the process of research, while others just like to be told what they should do. I'm very much in the former camp, endlessly leafing through my library in the search for inspiration and enlightenment.



STEP BY STEP DETAILING A PAIR OF DIFFERENT 'STANDARDS'

Intermediate
Beginner SKILL LEVEL Advanced

3

The unique BR1F-fitted '4MT' 76069 – the locomotive I was modelling – rolls into Bournemouth Central with an afternoon stopping train for Southampton on May 9 1967. Note the extra smokebox brackets for SR-pattern route indicator discs. The depot, with its usual complement of Bulleid 'Pacifics' and 'Standard' 2-6-4Ts, is on the right.



4

A closer view of the BR1F tender. It is not the best shot I ever took but I was in a hurry to get on board. The 'Moguls' were nippy engines and as I recall we made good time on the 50-minute dash to Southampton.



USEFUL LINKS

Brassmasters	www.brassmasters.co.uk
Slaters Plastikard	www.slatersplastikard.com
Alan Gibson Workshop	www.alangibsonworkshop.com
Dave Alexander	alexandermodels@fsmail.net
Evergreen plastics	www.ehattons.com
247 Developments	www.247developments.co.uk
Wizard Models	www.wizardmodels.co.uk

5



Lamp irons are an idiosyncratic detail that's often overlooked or even omitted altogether. They come in various configurations and reflect the preferences and operating methods of the pre-nationalisation companies involved. On the left are Southern lamp brackets, on the right is a set from the GWR. These invaluable etches from the Martin Finney range are now available from Brassmasters.

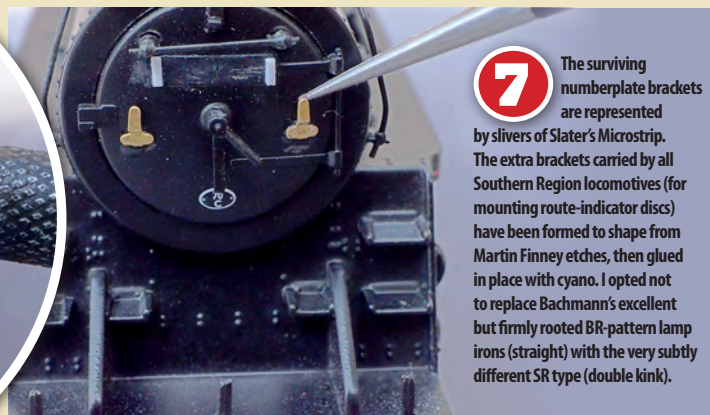
6

By the time 76069 acquired its BR1F tender it had, like many BR steam locomotives, lost its front numberplate. The moulding can be carved off with a series of light passes with a sharp blade. Don't force it, or the knife will skip and damage something.



7

The surviving numberplate brackets are represented by slivers of Slater's Microstrip. The extra brackets carried by all Southern Region locomotives (for mounting route-indicator discs) have been formed to shape from Martin Finney etches, then glued in place with cyano. I opted not to replace Bachmann's excellent but firmly rooted BR-pattern lamp irons (straight) with the very subtly different SR type (double kink).





8 The extra wiring conduit for the AWS equipment is made from 0.33mm and 0.45mm wire from Alan Gibson. The Smith-Stone speedometer comes from the same stable, mounted on a little block of styrene. I fashioned the operating crank out of brass, glued to the crankpin nut. It isn't actually connected to the speedometer cable but it looks as if it is when the locomotive is in motion. The AWS battery box is still to go on.



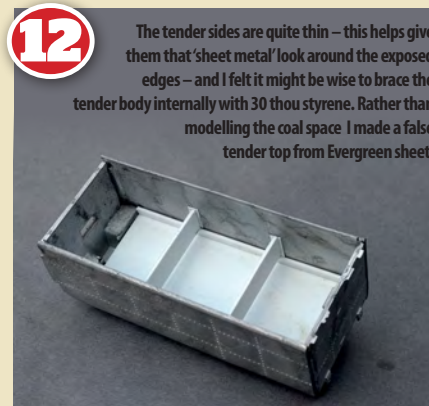
9 Not a lot more wants doing to the 'Mogul' itself but to model 76069 as running in 1967 the tender needs replacing with the BR1F pattern. Bachmann offers one but they're as rare as hen's teeth on the spares/second-hand market and I decided to build a new one using Dave Alexander's white metal castings. They go together well and clip neatly on to the Bachmann tender chassis.



10 White metal quickly dogs up needle files so I prefer to file flash off castings using disposable emery boards. Unlike decent files these cost pennies and are readily available from Boots, Superdrug and similar outlets.



11 I assembled the tender body using cyano adhesive – specifically Loctite PowerFlex which I use because, as a gel, it is far more viscous than the usual type and less prone to get everywhere. There is no need to solder white metal unless the parts will be taking stress.



12 The tender sides are quite thin – this helps give them that 'sheet metal' look around the exposed edges – and I felt it might be wise to brace the tender body internally with 30 thou styrene. Rather than modelling the coal space I made a false tender top from Evergreen sheet.



13 I've checked the tender body for fit on the Bachmann chassis and, other than having to shave a whisper off the top of the buffer beam, it's all reassuringly snug. There is plenty of room for decoders, speakers and suchlike if you're so inclined.



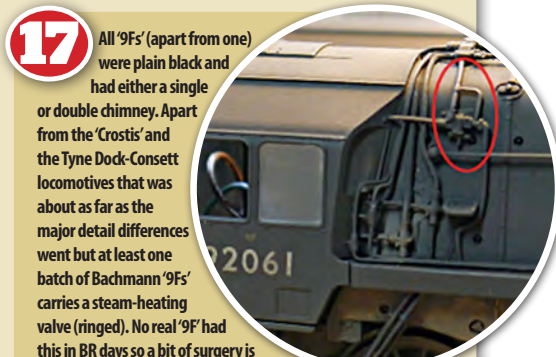
14 The Southern fitted many of its engines with water softening equipment to try and counter the high alkali content of the local supply. Small tablets or briquettes were placed in a sieve mounted below the small filler cap, which I concocted from washers and brass tube. I have no idea what the half-round fitting to its left is for – Eastern Region BR1F tenders don't have it, so I assume it's related to the water softening equipment. I made it from plastic sprue.



15 This high-angle view gives an idea of the fundamental differences between the BR1B (right) and BR1F tenders. The chassis, however, is common to both types so I reused the one that came with the Bachmann model.



16 A lot of '9Fs' were pretty well identical but odd locomotives had minor and seemingly random variations. 92239, at Barrow Hill on March 14 1965 after its transfer to the North Eastern Region, bears the marks of an itinerant career – Western and Southern lamp irons and BR-pattern AWS gear (note the reservoir behind the rear coupled wheels). It has finally acquired the electrification flashes it lacked when based 'down south'.




17 All '9Fs' (apart from one) were plain black and had either a single or double chimney. Apart from the 'Croft's' and the Tyne Dock-Conssett locomotives that was about as far as the major detail differences went but at least one batch of Bachmann '9Fs' carries a steam-heating valve (ringed). No real '9F' had this in BR days so a bit of surgery is called for if you're fastidious about points of detail. If you wish to model the unique features of a Southern Region '9F', I imagine you would be.

STEP BY STEP DETAILING A PAIR OF DIFFERENT 'STANDARDS'

Beginner **SKILL LEVEL** Intermediate Advanced

18



I needed to change the chimney – a separate fitting – from single to double. A couple of lugs anchor the chimney in place on the smokebox. On a good day, you can probably pry it loose.

19



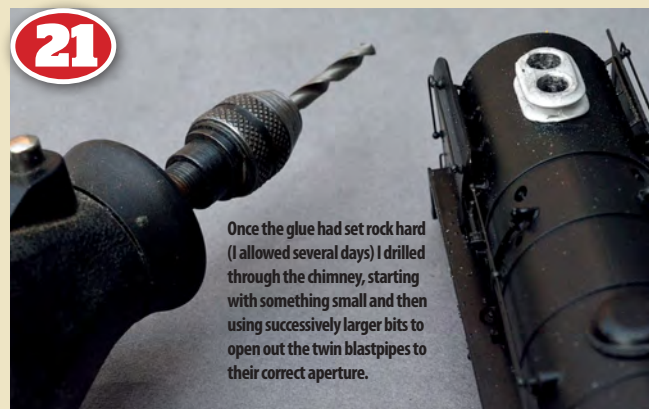
This wasn't such a day. The chimney moulding was solidly glued in place and, after considering my options, I took it off with a circular saw attachment in my Dremel tool. I removed it in slices, working very gingerly to avoid damage to the surrounding area.

20



The replacement double chimney is a snug-fitting white metal casting from Gary Wells at 247 Developments. At the time of writing, I don't think anyone else does one. It is glued in place with cyano gel, being careful not to let any adhesive seep out on to the smokebox.

21



Once the glue had set rock hard (I allowed several days) I drilled through the chimney, starting with something small and then using successively larger bits to open out the twin blastpipes to their correct aperture.

22



The '9F' has now acquired additional lamp irons of WR and SR pattern. Once again, a quality gel-type superglue is as good as anything for fixing them firmly in place. Once it's set they'll need to be tweaked into their final alignment. Most '9Fs' eventually acquired a large triangular step on the front platform beneath the smokebox door but as far as I've been able to ascertain only 92211 of the Southern batch was so modified, and then only after it had reached the North Eastern Region.

23

Something had befallen the front steps supplied with the Bachmann model, so I made replacements from a useful etch by Comet Models, now available from Andrew Hartshorne at Wizard Models. The prominent AWS conduit is assembled from Alan Gibson 0.33 wire, suitably kinked and glued to mounting brackets cut from 10 thou styrene.



24



AWS fitted '9Fs' were never very numerous and the arrangements differed from the Western Region ATC-fitted engines. The large battery box (made from scraps of plastic) was mounted diagonally on the triangular drawbar bracing, while the small vacuum cylinder that operated it (a short length of moulding sprue) was hung on the frames behind the rear wheels.

25



Most '9Fs' had a front coupling with an additional top link – as did the Bulleid 'Pacifics'. Its purpose is probably academic since, of the 225 9Fs I saw in BR service (many of them several times) I never once saw one working a train tender first.

26



The added detail stands out on these locomotives by being made from etched brass or cast whitmetal. All the items are subtle improvements which acknowledge the physical differences that these two, otherwise, 'Standards' displayed in service.

27



The bulk of the detailing work on both engines relates to the driver's side, while the offside stays largely untouched. Once the '9F's' number has been changed and the various bits of bufferbeam pipework added, I'm ready to start on the weathering. Note how much bigger the 'Mogul' tender looks next to the '9F's'!

28

Basic airbrush weathering on the two BR 'Standards', using techniques and materials that have featured many times in these pages. It's not what you use that counts so much as how you use it.



29



After allowing the acrylic base to dry, further tones have been hand-brushed on to the models using some equally familiar enamel paints and washes. This helps create the all-important impression of layers of dirt and grime building up over a long period. Weathering is a cumulative process.

30



Finishing touches, again all hand work. The blue route-availability dot is a personal indulgence – the five Southern '9F's' lost these fairly promptly when they arrived from the WR but I liked the splash of colour.

Loch Dhu **BUILDINGS**

The basics of building work in styrene is described by **NIGEL BURKIN** using the Loch Dhu Distillery project as the basis.

The completed structures awaiting detailing beyond the usual features together with painting. The structures have been faced with embossed stone card and finished with lintels, corner stones and guttering.



PLASTIC CARD is wonderfully dynamic material. Easy to work with the most basic tools, to glue together and to cut into an amazing variety of shapes - there is hardly a modeller that does not take advantage of it from time to time. Its flexibility allows a wide range of items to be modelled.

Being a real styrene card enthusiast, there was no other material that I would consider for modelling the bulk of the buildings for Loch Dhu Distillery. The real building challenge of this layout arrived in the form of five of the key distillery structures - the malt house, still house, mash house, office for the 'Revenue' together with the distinctive kiln house complete with pagoda ventilator.

Distilleries are very large and complex industrial sites which in the 1960s were not always maintained to such a high standard as they are today. The constrained dimensions of the layout (a micro-layout measuring no more than eight square feet) called for a degree of compression in the design of the buildings. In deciding how to model the buildings, I drew inspiration from real life locations, primarily the Dallas Dhu

distillery which is now a heritage site managed by Historical Scotland and easily accessible for photography. It was time to dig the graph paper out and sketch some plans with scale dimensions to see how the buildings will fit the space.

The choice of structures to represent the Loch Dhu Distillery was made with care and for two good reasons. Firstly, they have to be recognisable as distillery structures, including the iconic kiln house with the distinctive pagoda top (many distilleries lost their pagoda kiln houses as part of modernisation of the industry). Secondly, a rail-served distillery will have specific places at which wagons would be positioned for loading and unloading.

For example, barley and malt arrives in vans, coal in mineral wagons and malt draff, a by-product of the distilling process, is removed in covered hoppers. Some distilleries produce raw spirits for other purposes and this was transported away in small tank wagons. Finished whisky in casks was despatched in open shock wagons and vans. Clearly defining the loading and unloading points for various commodities gives the layout purpose, making operations more enjoyable whilst also becoming realistic.

PLASTIC PURPOSE

The plain styrene card, or plasticard if you prefer, used in all of the buildings of Loch Dhu distillery included 80 and 100thou for the main building cores or shells. 10, 20 and 40thou card was used for smaller parts of the structure including the kiln house pagoda, brackets for rain water goods, cornerstones, roof details and ridges - indeed, any location where appearance »

TOOLS & MATERIALS

- » Steel ruler
- » A cutting board with rulers fitted at right angles to each other
- » Marker pen and pencils
- » Engineers square
- » Tweezers
- » Modelling knife and spare blades
- » Stanley knife and spare blades
- » Pin vice and twist drills from 0.3mm to 2.0mm
- » Self-healing cutting mat
- » No. 1 paintbrush for applying solvent cement
- » A flat needle file
- » Razor saw
- » Grade 600 and 1200 wet and dry paper
- » Grade 240 sandpaper
- » Superglue (CA adhesive) for plastic such as Plasti-Zap
- » Putty style filler such as Squadron
- » Solvent cement such as Plastic Weld



was more important than strength.

When working with thick card such as 80thou, remember to allow the thickness of the card in the dimensions of the building. As a rule of thumb, 80thou is roughly 2mm thick and 40thou is 1mm thick.

Do not discount the use of embossed card to finish structures with the correct surface texture. I used a great deal of 'random stone' embossed card by South Eastern Finecast (FBS416) finished with cornerstones cut from 10thou card. Roofing was initially completed with slate tile card from Slaters and South Eastern Finecast – it will be replaced in time with individual roofing slates. Doors, window shutters and other similar details were completed with scribed wood planking card. Once again, when completing a structure, remember that a veneer of embossed styrene will add from 0.5mm to 1mm to the overall dimensions of your exterior walls.

Strip and styrene section from the Evergreen range was used primarily on this project and it has many applications in structure modelling. 2mm half-round is perfect for representing guttering, whilst downpipes can be modelled with plastic rod. Square section strip including 40 x 40thou and 60 x 40thou was used for window frames, window sills and other small

details. I have a drawer full of the stuff and will rifle through the packs until I find the size and shape I need to complete a small detail. I restock on certain sizes every time I visit an exhibition.

SCORE AND SNAP

There is a particular technique for cutting plastic card sheet called 'score and snap' – a more successful way of cutting pieces of styrene card accurately than cutting right through the card. One mistake that newcomers to styrene card construction techniques make is to try and chop through the stuff in one hit. Unless it's 10 or 20thou card you are cutting, that method is doomed to failure.

To cut styrene card well, start by accurately measuring the cut line. Mark the measurement with the tip of a scalpel blade. Do this in two

or three places, marking them with pencil.

Line up the steel ruler against a scalpel or knife blade inserted in the card at the measured marks and bring the ruler up to them. Once happy, gently score the card with light pressure to start the cut line. Increase pressure with successive passes until you are about halfway through the card thickness.

Lift the card and, by applying gentle pressure with both hands, snap it along the cut line. Sometimes, 100thou and 120thou card will give with a bit of a bang – be ready. Also, the corners can be sharp. Finish the edge by rubbing it along a piece of 240grade wet and dry paper or sand paper placed on a flat surface.

TEMPLATES

I love making templates when making a large number of identical parts for a model. Templates have another use too and that is to test the dimensions for a given part of a building before committing to cutting styrene card. The curved roof sections of the kiln house were challenging to cut accurately to shape four times and have them meet along the edges at all four corners. After several experiments, I hit upon the correct shape and was able to cut four paper card templates which could be



1



Basic tools including the all-important engineers square, cutting mat for small pieces and a variety of modelling knives for various trimming and paring tasks. The Stanley knife is an old campaigner of many a modelling project but has a blade strong enough to score thick card without breaking.

2



Glues and adhesives: Solvent cements are important but do not disregard the value of special CA glues designed to stick plastic materials together. Putty fillers are ideal for filling small gaps in styrene materials.

3



One of the most damaging things you can do is knock the solvent cement bottle over! Make a stand to fit the bottle when the lid is removed and do not allow any more than the ferrule of the brush to become immersed in solvent. Use a clothes peg to prevent the brush from dropping into the bottle and contaminating the solvent with melted paint from the handle.

4



A cutting board with rulers arranged at right angles is used to cut the main wall sections for each building – accurately and square.

The main buildings for Loch Dhu Distillery were constructed entirely from styrene card including plain and embossed card together with styrene sections such as rod, half-round and machined corrugated board.

used to test the final shape. The templates were then used to cut out the styrene roof sections.

A word about glues and solvent adhesives before getting down to the cutting and shaping of sheet material. I do not exclusively use solvent cement such as Plastic Weld to construct styrene buildings. Whilst the core of the building is put together using solvent cement, which works by effectively melting or welding styrene parts together, cyano (CA) glues have a role to play too.

Solvent fumes can become trapped inside a building shell, so whatever glue you use, leave each building for a couple of hours at least between construction stints before continuing – give solvents and glues time to do their job and harden properly. Always use glues and solvent adhesives in a well-ventilated place and take frequent breaks.

STRUCTURE MODELLING

The key to successful structure modelling is to make accurate right angled cuts and to assemble the core of the structure as true as possible. In this regard, the cutting board with its rulers is the simplest but most essential tool I use alongside an engineer's square. Brace each structure as well as you can – some ingenuity may be required should you plan to model the interior.

Once the essentials of the distillery buildings were complete, I cut some long strips of styrene from a sheet of 100thou card 4mm wide. 4mm is the measurement from the baseboard top to just below the top of the rail of the distillery sidings.

This was used to demarcate the bottom of all of the buildings' walls to form a former for a concrete mix of plaster, white glue and pigment which would form the distillery yard pavement. Most of the siding track is recessed in the concrete pavement and this would be laid right up to the base of the buildings. The mix was liberally spread over the track and

along the styrene strip shuttering, being finished as it set when possible. Once fully hardened, it was smoothed down and further levelled with 600grade sandpaper. The track flangeways were cut through with a modelling knife.

The areas to be occupied by the buildings were left clear, creating a 4mm deep recess into which the structures would fit neatly – foundations, in effect! By providing foundations, the appearance of buildings sitting on top of the land surface is avoided, together with any unsightly gaps between baseboard top and the walls.

SMALL DETAILS

Having completed the building cores, worked out how to fit them together and then completed the exteriors by gluing on the embossed stone work and roof tiles; the long job of completing basic detailing commences.

Stone buildings have large cornerstones which are important structural elements. I added these with individually cut stone blocks from 10thou styrene strip. Lintels and sills for doors and windows were added in the same manner. Rainwater guttering consists of 2mm half-round rod for gutters and 2mm round rod for the down pipes. Small pieces of rod and square section are used to make brackets and other small fittings.

Windows are recessed into what would be thick stone walls. Clear acetate was taped to the inside of the walls and the outside window frames of 40thou square styrene section glued in place with solvent cement, which should not affect the clear acetate. The inner frames were made up of strips of coloured (white in this case) insulation tape cut to a width of 0.75mm.

With buildings made from styrene there are no limits to what can be produced – only the time you have available. The end result will always be unique structures like no others which will help to make your layout stand out from the crowd.


STEP BY STEP AN INTRODUCTION TO STYRENE BUILDING CONSTRUCTION



Card thicker than 60thou is best cut with a strong blade such as a Stanley knife rather than a smaller modelling knife or scalpel.



Do not cut right through the card, especially in one go! The ridge of plastic that builds up along the cut line should be pared away.



100thou card cut partway through is finished by snapping in a process called 'score and snap'.



Rough edges are gently cleaned up by rubbing along a piece of 240grade sandpaper placed on a flat surface.



Each building is made up of a core or shell of thick section styrene card. After cutting the wall section to size, the position of door and window openings are drawn in with a pencil or marker pen.



Cutting out the openings is made considerably easier when a hole is drilled at each corner and in the middle of the openings.




A sharp knife is used to gently cut between the holes on both sides of the wall section until the unwanted piece of styrene can be pushed out – a long and time-consuming job.



Alternatively, if you are in a hurry, slip a metal cutting disc and mandrel into your mini-drill and blast away! It's messy, however, and a slip could ruin a lot of work. Clean up the openings with a file. You will also end up with much more cleaning up to do on each aperture.



The shell or core of the first structure, the malt house, is coming together after fitting of the end and side walls. Offcuts from the gable end are used to start the interior bracing – secured with solvent cement applied with a small modellers paint brush.



The end wall of the kiln house takes shape with a loading door and upper storey windows for the drying floor level.



Large structures such as a distillery are best built in manageable sections for easier handling. Care has to be taken to ensure they fit together neatly.




The start to creating the distinctive pagoda roof structure of the kiln house using 100thou styrene.



To ensure a tidy fit with the top of the walls of the kiln house, the edge of each roof section is planed to around 50degrees by rubbing gently along a piece of sandpaper.

18



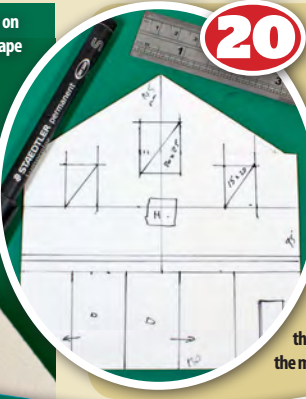
The curved profile of the upper kiln house roof section was tricky to model without the assistance of paper templates. They can be used to adjust the size and shape of the roof sections before styrene card is cut.

19



Topping out with the pagoda ventilator which, on the full-size kiln houses, allows moisture to escape from the drying malt and barley.

20




The next structure is the mill and mash house, a compressed model to fit the layout dimensions. Normally, the building housing the mash tuns and washbacks would be considerably larger. I can give the impression of further distillery workings by adding a building flat to the rear of this structure for the mash tuns and still house.

21



Cutting of door and window openings – the same process as any other styrene building. It becomes a methodical process.

22



Internal bracing is demonstrated with the assembly of the mash house.

23



The angled offcuts from the gable ends of the buildings are perfect for internal bracing if the interior is not to be modelled. Joins at the corner of the building may also be fitted for strength.

24



A building takes shape with plenty of interior bracing. If an interior is to be modelled, use features of the building such as floors and ceilings as interior bracing.


CREATING A ROAD SURFACE

A



To further create the impression of large and solidly built structures, provide a foundation for the building to sit in. This was done on Loch Dhu Distillery by building up the adjacent road pavement to rail level.

B



A former of styrene card strips cut from a sheet of 100thou card was fitted around the base of the buildings before a mix of plaster, poster paint and white glue was applied to make the road surface.

C



Rubbing down the now dried and hardened plaster and glue mix. The rail flangeways have to be cleaned out to allow trains to run again.

WE WANT YOUR Model Railways



We will buy
almost any Railway
Collection, large or small.
All gauges will be taken, in any
condition. We always give an honest
price and will collect and dismantle any layout.

Telephone: **01302 371623**

Mobile: **07526 768178**

or email: anoraksanonymous@googlemail.com



Cobalt iP digital

**525,000 plus changes and still going...
counted on its own internal switches!**

A look behind the scenes @DCCconcepts:

Every time we produce a batch of Cobalt motors, we take random samples from the batch and test them until they no longer work perfectly!

What's more, while that is of course important, we don't just test them for reliable changing... We count all our tests two ways, watching both the commands to change sent from the Tester AND reading the feed-back from Cobalts own on-board S.P.D.T. switches.

We also analyse every single test, trying to make every Cobalt motor a little better every single time...

The result? Cobalt tests now exceed 500,000 changes per test... with little no change in the operating quality

So why are Cobalt iP Digital and Cobalt iP Analog so reliable?

- Tooling is replaced before it wears and the case is made from super-stable plastics
- Gearing is made from really long-life engineering plastics created for gearing use.
- We use Gold plated Phosphor-bronze contacts & we harden switching PCB tracks for low wear.

So - What does such high reliability mean for YOU? We think it means a lot!

An example? we offer a lifetime warranty: However - What's it worth unless we know what a lifetime may be? In the case of Cobalt iP we now KNOW that the average Cobalt iP turnout motor, Digital or Analog will out-last us all as the tests we put them through equal more than 200 years "On-layout" use...

So our LIFETIME warranty is a real benefit to YOU: We like that!

Cobalt point motors & all other DCCconcepts products are distributed world-wide by DCCconcepts Pty. Ltd
3/13 Lionel St, Naval Base WA 6165 Australia P+61 8 9437 2470 F+61 8 9437 2471 www.dccconcepts.com

DCCconcepts welcomes Retailer & Distributor enquiries. In the UK, DCCconcepts products are distributed by Gaugemaster Controls Ltd., Ford Rd, Arundel BN18 0BN Ph. +44 1903 884 488 www.gaugemaster.com



DIGITAL panel

Building a control panel used to mean reams of wiring and soldering, but DCC Concepts has created a system which changes that and allows a complex control panel to be connected to a layout with one six wire cable. **MIKE WILD** uses the Alpha system to build a new point panel for Barrenthorpe.

ONE OF THE GREAT CHALLENGES with Digital Command Control (DCC) is point control. Using the same handset for train and point control isn't impossible, but there are situations where it can be frustrating. Big layouts call for lots of points and remembering their addresses can be tricky too.

DCC Concepts Cobalt Alpha system is a game changer for digital layouts as it solves both of these problems while also making assembly of a quality control panel much more accessible and simple.

Perhaps its most impressive feature is that it requires just one six-wire cable to connect a panel of any size into a DCC control system to operate the layout's points. This is a great boon as it allows a panel to be repositioned easily and the amount of wiring required - both in the panel and on the layout - is radically reduced.

The Alpha system consists of two main components: Alpha Control units (Cat No. DCD-AEU) and Alpha Switch units (DCD-DSG and DCD-DSR). Combined with DCC Concepts' own three-wire RGB ribbon cable they take a lot of the fuss and hassle out of building panels and also allow a fully digital system to be created. The components have been designed to be as close as possible to 'plug and play' devices. The Alpha Control units feature sprung tabs to hold wires in place while the Alpha Switch units have screw terminals for the wires linking from

the control boards. Best of all is that the actual switches are joined to the Alpha Switch circuit boards by pre-terminated plug in cables.

The Alpha Control units are the brains of the operation. They act like a DCC handset with each one being given its own cab address and being capable of operating a range of 12 accessories. This range can be custom set - it might be 1-12 or it could be 26-37, the choice is yours. It is these control units which communicate digital instructions through the six-wire cable into the layout which in our case is through DCC Concepts Alpha Box - a sophisticated 5amp booster which provides a number of outputs for both track and accessory control.

On the other side of the Alpha Central units are the Alpha Switch boards and switches. These are the physical interfaces with the operator which activate the Alpha Central units to communicate with the layout's accessories. They feature illuminated LED buttons and have cables pre-fitted with connectors to make them straightforward to connect to the Alpha Switch boards.

DCC Concepts produces a comprehensive range of accessories and equipment for development of an Alpha-based control panel including illuminated switches with red, green and blue lights. For big layouts under DCC operation they have significant advantages and in the step-by-step guide here we show you how we went about creating a panel for Barrenthorpe. [View](#)

TOOLS

- » Wire strippers
- » Wire cutters
- » Jewellers flat blade screwdriver
- » Crosshead screwdriver
- » Electric screwdriver
- » Handsaw
- » 7mm hole punch
- » Hammer

WHAT WE USED

Product	Cat No.	Price
Alpha Control Unit	DCD-AEU	£59.95
Alpha Switch D pack (green LEDs)	DCD-DSG	£39.95
Alpha Switch D pack (red LEDs)	DCD-DSR	£39.95
RGB three-wire ribbon cable	DCD-RGB	£8.95
Alpha Box	DCD-AUX	£125.00

STEP BY STEP BUILDING A DCC CONCEPTS ALPHA CONTROL PANEL



1



The starting point for the project was to create a box to house the electrical components and to support the panel fascia. 9mm plywood was chosen with a slight slope from back to front to make it easier to operate.


2

Blocks of 28mm x 28mm planed timber were cut to support the corners of the panel box. The ends and sides were then screwed onto them to create the structure.



DIGITAL PANEL

A single six-wire cable is all that is required to connect this 60 switch panel back to the layout via DCC Concepts Alpha Box booster.



STEP BY STEP BUILDING A DCC CONCEPTS ALPHA CONTROL PANEL



To ensure the box was rigid, and also to provide a mounting point for the circuit boards, two supports were added across the box. These were cut from 9mm plywood and secured in place with 4.0 x 20mm wood screws.




The whole panel box was then painted grey inside and out for a smart and clean appearance. Two 6mm diameter holes were also drilled in the rear face so that the panel can be mounted onto the layout frame.



The panel surface is made from 3mm thick MDF. Its smooth facing on both sides makes it a good choice for this purpose. The panel was cut to size to match the box beneath with a handsaw and all the edges cleaned up.



To give the panel fascia a neat appearance the outer edges were painted in the same grey as the box. The centre didn't need to be painted as it will be covered with a laminated trackplan.




7 Having built the structure of the panel, the next step in the process is to mock up the position of the circuit boards. There are two levels to the board: the Cobalt Alpha control boards (as shown here) and the Alpha Switch boards which will be located above.

8 The Alpha control boards are linked together with the supplied four-wire cable prior to having their cab address (essentially a digital handset number) and address ranges set. Each one can power 12 accessories via the Alpha Switch boards.




9



On the level above the Alpha control boards, the Alpha Switch circuits are installed. These provide the connection between the physical switches and the control boards. Ultimately we installed six of these to take control of the points on Barrenthorpe.


10



The Alpha Switch boards now need to be connected together so that a separate 12V power supply can be connected to them. The Alpha Control boards below are powered separately – either from a separate 12v power supply or DCC Concepts Alpha Box.


11


Now each output of the Alpha Control board needs to be connected to the selected input on the Alpha Switch board. Using DCC Concepts RGB ribbon cable makes this a simple process. Bare the end of each of the three wires – black, green and red – connect them into the ports.




12

Feed the wire through to the Alpha Switch board and then cut it to length. Separate the three wires at the end, bare the ends by up to 5mm of insulation to prepare them for connection to the Alpha Switch terminals.







13 Screw terminals secure the wires into the Alpha Switch boards. Ensure that the black, green and red wires are connected to the same ports on the Alpha Switch as on the Alpha Control boards.



15 Viewed from the Alpha Switch side, the wiring is clearly busy. It is worth noting that the accessories don't have to be positioned in order on these boards – they can control any selected output from the Alpha Control board. So, for example, the top left board controls accessories 40, 41, 42, 46, 47 and 50 while the top right board controls 48, 49, 51, 43, 44, and 45.



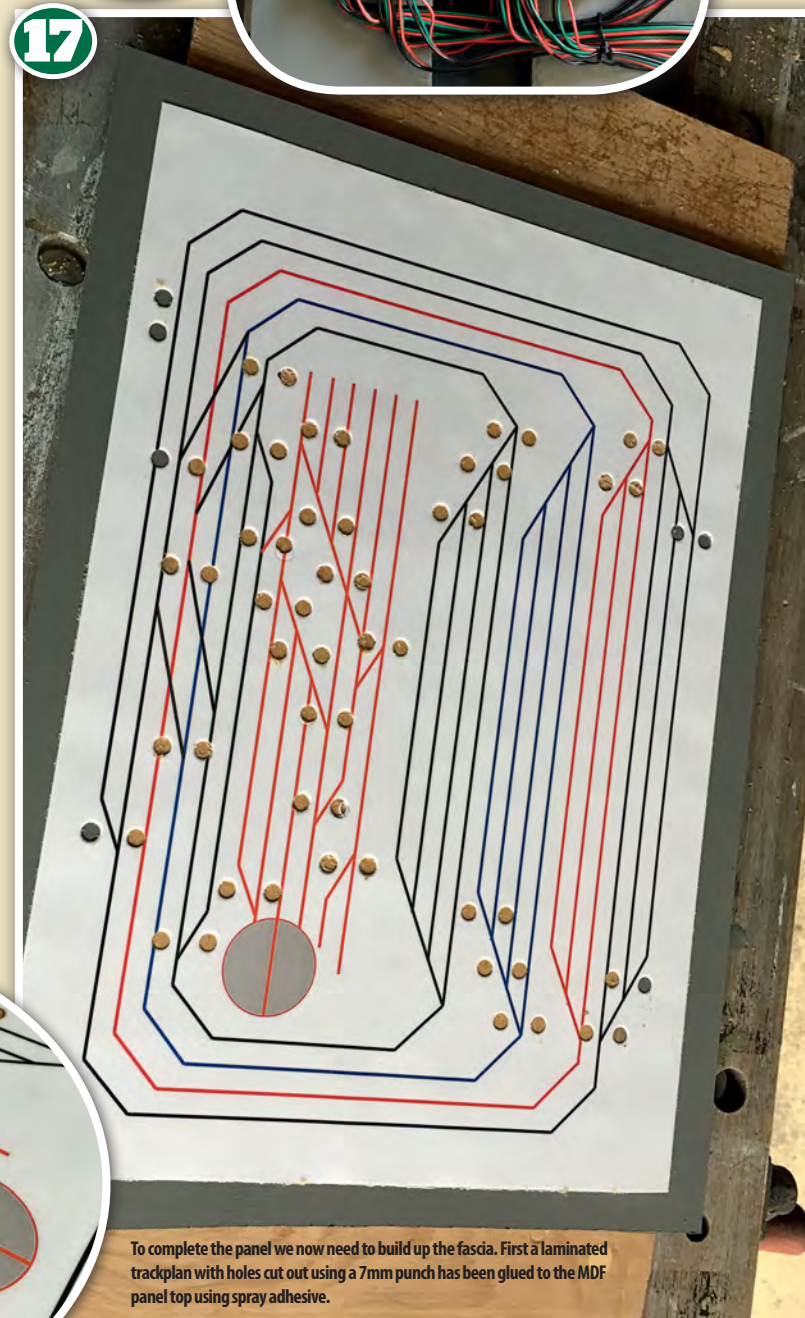

16 To connect the Alpha Control boards to the DCC system requires an RJ12 six-wire cable. In our case this is connected back to an Alpha Box which acts as a central point for power and communication between the layout, controller and control panel. This is the only cable required to connect the control panel to the layout!



18 Next the holes are drilled through with a 6mm drill bit. If you elect to use the supplied brushed metal trim an 8mm hole will be required.


14 The process is then repeated for all the remaining connections. It looks complex, but with clear numbering for each board and a methodical approach it is simple repetition of the same process.

TIP
Work methodically and carefully when wiring any control panel. Make notes for the connection routes to help you along the way.




To complete the panel we now need to build up the fascia. First a laminated trackplan with holes cut out using a 7mm punch has been glued to the MDF panel top using spray adhesive.

19



Having cleaned up any debris from the rear, the switches supplied with the Alpha Switch panel can be mounted. They have a self adhesive front mount and screws of the correct size are in the pack too.


20




Mounting all of the switches takes time and patience to ensure each has adequate clearance, but it is a straightforward process. 120 screws were fitted on this panel to secure all 60 switches in place.

21

With all the switches in place on the panel back, the next stage is to add all the connecting cables which join the switches to the Alpha Switch circuit boards. These are pre-fitted with connectors on each end so they are plug-in connections.




22



The other end of each connector from the switches is now plugged into the relevant terminal on the Alpha Switch board, bringing the construction phase to a close. The advantage of this method is that should any connections be reversed you can simply unplug them and change them round.

23

Connections complete and panel fascia in place it is time to test the full panel. We chose to replace the laminated panel front at the end of the build, meaning that we could make notes on the original during the build – helpful to show which elements had been tested and checked.



24

The finished panel operates all of the points on Barrenthorpe – our 'N' gauge test track – with 60 switches taking care of all movements on the layout. Through the design of the Alpha system the control panel behaves like an additional handset and can easily be moved to alternative locations as only a single RJ12 six-wire cable is required to connect it to the layout.

WANT TO KNOW MORE?

● Visit www.dccconcepts.com to view the full range and find out more.



R3373 BR Class 71 'E5001', BR Green



R3374 BR Class 71 '71012', BR Blue



R3376 BR Class 71 'E5022', BR Green

PRESENTING A NEWLY TOOLED LOCOMOTIVE FOR 2016

THE BR CLASS 71

The British Rail Class 71 Electric Locomotive is a Bo-Bo configuration engine which was built at the British Rail Doncaster works between 1958 and 1960, for mixed-traffic service on Southern Region's Kent Coast Main Line.

This highly detailed model has been developed from state-of-the-art 3D laser scanning of the sole remaining preserved Class 71 locomotive from the National Railway Museum.

SPECIAL FEATURES INCLUDE:

- 5 pole skew wound motor with double flywheel dual bogie drive
- Removable front valance panel to cover the NEM coupling
- Accurate running light modes and cab lighting
- Changeable headcodes.

Order yours now at www.hornby.com or visit your local Hornby stockist.

THE GREAT ELECTRIC TRAIN SHOW

SAVE UP TO £5

WHEN YOU BOOK IN ADVANCE!*

**BRITISH MOTOR MUSEUM,
WARWICKSHIRE CV35 0BJ**



Oulton TMD - 'OO' gauge, Midland Region

**SAVE £s WHEN
BOOKING IN ADVANCE**

ADULT £9 Save £5*
CHILD (5-16 yrs) £7 Save £2*

Children under 16 must be accompanied by an adult at all times.
*Savings against BMM on-the-day ticket prices.
Deadline for advance ticket orders 30 September 2016.



Durston - 'OO' gauge, Great Western Region

**OCTOBER 8/9
2016**

RETURNING FOR ITS FOURTH YEAR!

25+ WORKING LAYOUTS

in the major scales, gauges and eras, including:

- **Old Elms Road** - 'OO', Southern Region
- **Haymarket Cross** - 'OO', Eastern Region
- **Goathland** - 'OO', preservation
- **Dentdale** - 'N', Midland Region
- **Poole-in-Wharfedale** - 'OO', North Eastern Region
- **Durston** - 'OO', Great Western
- **Gweek North Quay** - 'O-16.5', narrow gauge
- **Oulton TMD** - 'OO', Midlands

**Practical demonstrations for hands-on advice
and inspiration as well as a wide selection of
top quality traders and manufacturers**

(Layouts subject to change)

TICKET PRICE WILL INCLUDE:

- FREE** ACCESS TO BRITISH MOTOR MUSEUM
- FREE** ON-SITE PARKING
- FREE** COURTESY BUS FROM LEAMINGTON SPA TRAIN STATION
(Saturday Only)

ON THE DAY PRICES:

**Adult: £14 • Concessions: £12 • Child (5-16 yrs): £9
• Children under 5: FREE • Family (2 adults, 3 children): £39**

Advance Ticket Holders: Express lanes in operation. Entry from 9.30am.

Opening Times: Saturday October 8: 10am to 5pm **AND** Sunday October 9: 10am to 4pm.

**To book, visit: www.grealelectrictrainshow.com
or call: 01780 480 404**

Brought to you by

**KEY
EVENTS**

**HORNBY
magazine**

**BRITISH
MOTOR
MUSEUM**

Check website for full list of layouts,
demonstrations and exhibitors

Remembering Andy Calvert

WHAT A JOY it was to see the late Andy Calvert's seminal 'N' gauge layout again. Like the editor, this layout inspired me to take up railway modelling and 'N' gauge in particular when it appeared in the modelling press during the 1980s.

What struck me was the overall very high standard of modelling that Andy

A 'WD' 2-8-0 approaches Calverdale – Andy Calvert's stunning 1980s 'N' gauge layout. This was an inspiration for many modellers, the editor included.

was so adept at, which not just included his locomotives and rolling stock, but the scenery and buildings as well.

To me, it was the first 'N' gauge exhibition layout I saw that proved the validity of 'N' gauge as a serious modelling discipline that could stand as an alternative to 'OO' and 'O' gauges.

I have been modelling in this scale ever since and am a member of the N Gauge Society.

I well remember Andy demonstrating his wagon building techniques at many a society AGM and exhibitions up and down the country - always approachable with a ready smile and bursting with enthusiasm for his chosen scale.

He was a true giant in the hobby - not just 'N' gauge but for the model railway pastime in general. He is still sorely missed.

Richard Boden, Lincoln.



Products lists are valuable

I read with interest your feature on the 24-hour challenge in HM110. It was great to see how you went through the process of creating a stunning little layout in such a short time allocation!

I was particularly impressed and grateful for your 'what we used' list within the article. I find this very helpful when sourcing products for my own Dean Park station layout. I only wish more people would include details of what they bought and who manufactures it - this would be a great help to the reader and allow them to re-create some of the features outlined in the articles. Keep up the great work with the magazine.

David Watson, Kirkcaldy, Fife.



Building Region

The *Hornby Magazine* team has been back in the Southern Region branch line terminus in 8ft x 2ft

[illegible]

a Southern branch line

workshop to take on a second 24hr challenge – this time to build a **MIKE WILD** reveals how it was done.

exclusive first review of this exciting new model. The famed *Urolophus* branch, the home of the final three *Yadus*, was a great catalyst to the project, but others. These potential ideas into the melting pot then. We needed a name to reflect the first coastal location. And *Yadus* worked well. In typical fashion our beach seminar is located a half-mile from the beach maintaining that amazing halotidalism has a trek to reach the sand. Anyone who visited *Urolophus* in the 1960s will recognize our thinking here!

GROUNDWORK
The starting point for the layout, as with all, were the boards. These boards were needed – a shaped

10-in long board to carry the running line from Topley Dale to the terminus and two 3-ft thick boards for the station and goody yard. To make the system simpler, maybe not saving too much of the project cost as being a station was as narrow as behind the goody yard, curving round and passing under the railway on the shaped connecting board, which could go wrong.

The woodwork was dealt with neatly and all these board-based beds built by hand on the first day for the surface. Iron plywood was used (laid underneath with slats) to fix plates parallel, strong twin threaded wood screws were used to fix the frames to the logs throughout making the whole structure strong and rigid.

Next up – track laying. A track plan had already been drawn out on paper, but some of what we wanted wasn't going to be quite so practical in the real world. The plan had to have a single road engine shed, a station and goods yard, but it was to allow for the possibility of two engines and siding lengths, which would give a good line. The new shortened available space by five and in the end a compromise was reached where the siding lengths were reduced and the original separate heartburn for the goods yard was discarded.

The final plan features a twin platform terminus station, a compact two-road goods yard with a single road engine shed and a single track locomotive shed with siding lengths.

Plan finished, the Peco code 71 track was laid quickly during the afternoon of the first day.



Wiring confusion over ring circuits

With regard to the feedback provided in HM110 on ring circuits, I feel it's worth pointing out that the reply is incorrect.

It reminds me of the days (not so long ago) where the sale of a 'snubber' was touted as essential for success with DCC and so should be fitted to every electrofrog turnout and at each end of the bus. It was stated that should the bus be formed into a ring, a black hole would likely form and the end of civilisation quickly follow! Oh, and don't forget to buy the extra snubbers for each end of the bus!

DCC works very well with any bus formation; linear, star, ring or spaghetti! There is of course 'good practice' which just means neat, tidy and correct wire sizing.

To illustrate my point, when stating the bus should not be closed, consider the track; on many layouts this is formed in an electrically closed circle, of course we could use plastic rail-joiners to insulate both rails forming a horseshoe, thereby avoiding the loop being 'electrically' closed. Then what happens when a locomotive or rolling stock with pickups crosses the break? Any vehicle with multiple pick-ups will at many points make electrical contact across the break, and so, chaos will ensue. Yet for some reason, it doesn't. Why?

Without detailing the physics, the fallacy came about from the fact that electrical signals do not degrade immediately - they decay due to resistance. In theory, a signal injected into the bus (or track) would whizz round and round, although almost undetectably, unless at a temperature of absolute zero. However, equally ignored is the fact that signals also get reflected at the termination of a bus or wire, meaning

that linear buses also suffer from a similar effect of multiple passes by the same signal. In fact reflections are worse, as distortion is more likely to occur to the signal. Regardless, looped and linear buses are in the same boat. Thankfully, this all happens at near the speed of light. From the decoder's point of view it is a bit of a non-event, as the reflection, or 'packet', will be discarded if corrupt, even if it is understood and acted upon. Due to the speed at which data packets travel it is likely to be the same instruction that is currently being acted on (for example forward, speed step 12). Even if the instruction has been superseded by a new one, then the most current instruction will be along literally at the speed of light, overriding the outdated one.

In summary, even the largest layout is too small to worry about this. Some may state that loops act as antenna picking up interference, however, so do linear arrangements. I have observed a layout with a (measured) line level of 70 volts present on the rails that was induced from overhead fluorescent lamps. The layout worked successfully, with only minor glitches later found to be unrelated. Equally I have observed the largest UK fixed layout which runs flawlessly with a looped bus seven days per week, eight hours a day.

As many, many other layouts demonstrate, DCC works well with any type of wiring, it does not need anything 'special' - just keep the wiring size above the maximum rated output of your controller (2.5mm² works very well) to avoid fire hazard.

Andrew Forty, Director, DCC Supplies.

Use whichever measurements are best!

I read with interest John Howard's letter regarding metric and imperial measurements in our hobby. 'OO' is a mix of metric and imperial as it is 4mm to the foot!

I see no problem with using imperial when it is best. 4ft x 3ft is much easier when describing a larger area. I use metric when I am modelling in card because it is easier and allows for more accuracy rather than 16ths or 32nds of an inch but I'd build my baseboards in feet and inches. I remember the old joke when metric first came into use in the timber industry and someone was buying timber and asked for it in imperial lengths and widths but was told it was now in metric, he then asked how much it was and was told a shilling a foot!

No, please stick with the system we have.

David Beck, Waterlooville, Hampshire

IMPERIAL MEASUREMENTS ARE MORE MEMORABLE

I have subscribed to *Hornby Magazine* for a number of years, and love the mixture of modelling and reality. Hornby Post in HM110 caught my attention. I can only strongly disagree with John Howard, and his gripe about the use of imperial measurements.

Having been brought up with both systems, and I don't think I will be alone in this, one and two digit figures are far more memorable than the four he used in his example! 1,219mm x 606.6mm is meaningless, whilst 4ft x 2ft has far more area meaning!

Long may *Hornby Magazine* measure layouts in English measurements!

Gary Burford, by e-mail.

CAN ANYONE ADVISE ON LIGHT COLOURS?

● I have recently received some of the excellent brake van lights from Lanarkshire Models but am having difficulty finding out what colours the side lights were painted. I don't seem to be able to find any good photographs of the lamps in service. Can you help?

Mark Hamlin, Christchurch, New Zealand.

Different 'Radials' have varied strengths

I was very interested to read your review in the August magazine of the new Hornby Adams 'Radial' tank. I have both the Oxford Rail and Hornby versions.

Each has a departure from the prototype. The Oxford Rail model is missing the 'daylight' under the boiler whilst the Hornby model has a non-prototypical pony truck instead of a radial axle at the rear. In other respects, there is not a lot to choose. The Oxford Rail model has finer lining and a gear ratio enabling more realistic running speeds and I think I slightly prefer it but it is a shame about the boiler!

Richard Allen, by e-mail.

Hornby
'Radial' ARRIVES!
EXCLUSIVE

The trio of Adams Radial 4-4-2Ts which operated on the Lyme Regis branch achieved heights of fame amongst enthusiasts and now Hornby has delivered its eagerly anticipated new model of the 'D415'. **MIKE WILD** takes a closer look in this exclusive first review.

Manufacturer:	www.hornby.com
Kit No:	R3333
Description:	Adams D415 4-4-2T 30584, 30585, 30586
Kit No:	R3334
Description:	Adams D415 4-4-2T 30587, 30588, 30589
Kit No:	R3335
Description:	Adams D415 4-4-2T 30590, 30591, 30592
Scale:	O/G
Price:	£119.99
Era:	2nd World War
DCC:	DCC ready & pin socket
Couplings:	Small brass locks in HORNBY packs

"All three of our samples showed a matching level of build quality."
MIKE WILD

11 GOOD THINGS come with this set - and more!

Hornby's new model, though, has a different look to the previous Oxford Rail's version.

The cab interior is fabulous with a superbly detailed interior featuring a backboard full of gauges and details and even wood coloured sections of the water tank.

30 versions have different sized numbers on the cabside. However, there are plenty of details which come as standard versions for the HORNBY packs.

GAUGEMASTER.com

The Online Home of The Engine Shed

DCC CONTROL

DCC CONTROL

DIGITAL CONTROL SYSTEMS



DCC01 Prodigy Express System £149.95



DCC02 Prodigy Advance2 System £279.95

DCC03 Prodigy Advance2 Wireless System £479.95

DECODERS

DCC22 CLASSIC 2 Function Micro £24.95

DCC23 CLASSIC 6 Pin Plug-in Decoder £24.95



DCC26 Compact 8 Pin Decoder w/Harness £14.95

DCC27 OMNI 21 & 8 Pin Decoder £18.95

DCC28 OMNI 8 Pin Decoder with Harness £20.95

DCC29 OMNI Direct Plug Decoder £19.95

BPDC27 OMNI 21 & 8 Pin Decoder (5) £89.95

BPDC28 OMNI 8 Pin with Harness (5) £39.95

BPDC29 OMNI Direct Plug Decoder (5) £34.95

DCC30 Accessory Decoder 4 Accessories £59.95

DCC ACCESSORIES

DCC11 Prodigy Extension Plate £37.95

DCC13 Prodigy Adv2 Wireless Walkaround £179.95

DCC14 Prodigy Adv2 Backlit Walkaround £129.95



DCC15 Decoder Doctor Decoder Tester £79.95

DCC40 Auto Reverse Module £39.95

DCC49 Prodigy DCC Booster Unit 8 Amp £179.95

DCC51 Prodigy Wireless Conversion Set £259.95

DCC55 Prodigy Wired Computer Interface £54.95

DCC60 Spare plug for Prodigy £3.45

DCC61 Medium NEM 652 Socket (5) £7.95

DCC62 Prodigy Universal Lead (2m) £5.50

DCC63 Prodigy Adv Power Supply Unit £25.95

DCC64 Prodigy Power Pack Lead £6.95

DCC65 Prodigy Express Power Supply Unit £25.95

DCC71 Prodigy Decoder Tester £9.95

DCC72 8 to 21 Pin Adaptor £4.65

DCC77 Prodigy Walkaround Adapter £9.95

ANALOGUE CONTROL

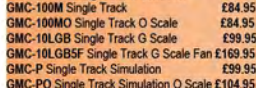
MAINS POWERED CONTROLLERS



GMC-PCU1 Point Control Unit £114.95

GMC-PCU2 Slave Unit for PCU1 £52.95

CAPACITOR DISCHARGE UNITS



GMC-CDU Capacitor Discharge Unit £13.95

GMC-MCDU Mains Powered CDU £24.95

UNCOUPLERS

GMC-EM1 N Electro Magnetic Uncoupler £8.95

GMC-EM2 Coupling Adaptor Fret (20) £4.95

GMC-TLU OO Tension Lock Uncoupler £10.95

GMC-PO Single Track Simulation O Scale £104.95



GMC-D Twin Track £99.95

GMC-DO Twin Track O Scale £169.95

GMC-DS Twin Track Simulation £169.95

GMC-TS Three Track Simulation £174.95



GMC-Q Four Track £179.95

PANEL MOUNT CONTROLLERS



GMC-100 Single Track £34.95

GMC-100 O Single Track O Scale £44.95

GMC-100LB Single Track G Scale £54.95

GMC-U Single Track Simulation £39.95

GMC-UF Single Track Feedback £59.95

GMC-UDF Twin Track Feedback £59.95

GMC-UDS Twin Track Simulation £69.95

GMC-UTS Three Track Controller Sim. £79.95

GMC-UD Four Track £84.95

HANDHELD CONTROLLERS

GMC-W Single Track £39.95

GMC-HH Single Track Feedback £39.95

GMC-WS Single Track Simulation £59.95

MAINS POWERED TRANSFORMERS

GMC-M1 Output 2 x 16V AC £49.95

GMC-M1DC Output 2 x 12V DC £54.95

GMC-M2 Output 1 x 18V AC (2.5A) £54.95

GMC-M3 Output 1 x 24V AC (1.25A) £54.95

GMC-M4 Output 2 x 12V AC (1.25A) £54.95

WALL MOUNTED TRANSFORMERS

GMC-WM1 Output 1 x 16V AC or 12V DC £19.95

GMC-WM2 Output 1 x 9V DC (0.6A) £14.95

GMC-WM3 Kato Unitrack UK Power Supply £14.95

GMC-WM4 Output 12V DC (Regulated) £14.95

OPEN TRANSFORMERS

GMC-T1 Output 2 x 16V AC (1A) £24.95

GMC-T2 Output 1 x 18V AC (2.5A) £24.95

GMC-T3 Output 1 x 24V AC (1.25A) £24.95

GMC-T4 Output 2 x 12V AC (1A) £24.95

MODULES

GMC-SS1 Super Shuttle Unit £34.95

GMC-SS1LB Super Shuttle Unit G Scale £44.95

GMC-SS2 Station Stop Unit £39.95

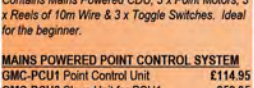
POINT CONTROL

POINT CONTROL STARTER SET



GMC-PCSET Point Control Starter Set £49.95

Contains Mains Powered CDU, 3 x Point Motors, 3 x Reels of 10m Wire & 3 x Toggle Switches. Ideal for the beginner.



GMC-PCU1 Point Control Unit £114.95

GMC-PCU2 Slave Unit for PCU1 £52.95

CAPACITOR DISCHARGE UNITS



GMC-CDU Capacitor Discharge Unit £13.95

GMC-MCDU Mains Powered CDU £24.95

UNCOUPLERS

GMC-EM1 N Electro Magnetic Uncoupler £8.95

GMC-EM2 Coupling Adaptor Fret (20) £4.95

GMC-TLU OO Tension Lock Uncoupler £10.95



GMC-PM1 SEEP Motor with Built-In Switch £5.50

GMC-PM2 SEEP Motor No Switch £4.95

GMC-PM4 SEEP Motor Latching Mechanism £6.25



GMC-PM10 Solenoid Point Motor £6.95

GMC-BPPM10 Solenoid Point Motor (5) £29.95

Designed with easy installation in mind, this motor features a built-in reversible mounting plate (with adjustment slots and holes), robust, plated metalwork and fibreglass PCBs for longer life. The magnetic coils are high efficiency for reliable operation. Also has easy to use "solder-free" screw terminals. Includes mounting screws and a throw-bar extension.



GMC-PM100 Digital Solenoid Point Motor £18.95

All the features of the PM10 but with an inbuilt DCC decoder to make wiring even easier.

POINT MOTOR ACCESSORIES



GMC-PM50 Connection Boxes (3) £3.95

When you run out of wire when connecting points, simply screw the end of the wire into one end of the connection box and begin the new run of wire at the other. Fixing screws included too.



GMC-PM51 Tripled Point Motor Wire 10m £6.95




GMC-PM52 Point Motor Accessory Pack £2.95

The set also includes five ballast stickers which come with a pre-cut slot, which allows you to hide the hole in your baseboard created when you drill a hole in your baseboard for your point motor tiebar.

GMC-PM53 Harnesses for PM100 (2) £3.95

GMC-PM60 Solenoid Point Motor Decoder £12.95



TRACK

ELECTRONIC HIGH FREQUENCY TRACK CLEANERS FOR DCC (ANALOGUE) USE ONLY

GMC-HF1 Single Track Unit £39.95

GMC-HF2 Double Track Unit £49.95

AXLE-HUNG TRACK CLEANING PADS

GM37 OO/HO Track Cleaning Pads (3) £5.75

GM39 N Track Cleaning Pads (3) £5.75

TRACK TESTER



GM52 Multi Scale Track Tester £4.95

OO SCALE FLEXIBLE TRACK

GM90 900mm N/Silver Flexible Track (100) £295

GM93 900mm N/Silver Bk Flexi Track (24) £79.95

GM94 900mm N/Silver Bm Flexi Track (24) £79.95

GM97 900mm N/Silver Bm Flexi Track (100) £295

GM19 Code 100 (OO) Rail Joiners (24) £2.95

OO SCALE TRACK ACCESSORIES

GM45 OO/HO Re-Railer £5.35

GM54 OO Buffer Stop £1.95

BPGM54 OO Buffer Stop (5 Pack) £8.50



GM55 OO Lit Buffer Stop £7.25

GM56 OO Buffer Stop Lights (Pack of 2) £9.95

GM13 Pair of Leads (Joiners/Bare Wire) £4.95

GM66 Hobby Type Track Pins 10mm £2.65

GM67 Extra Long Track Pins 15mm £2.65

N SCALE FLEXIBLE TRACK

GM96 900mm N/Silver Bk Flexi Track (24) £54.95

GM18 Code 80 (N) Rail Joiners (24) £2.95

N SCALE TRACK ACCESSORIES

GM46 N Re-Railer £2.95

GM53 N Scale Buffer Stop £4.75

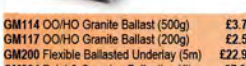
BPGM53 N Scale Buffer Stop (Pack of 5) £21.50

GM57 N Lit Buffer Stop on Track £9.25

GM58 N Buffer Stop Lights (Pack of 2) £9.95

GM17 Pair of Leads (N Joiner/Bare Wire) £4.95

OO GREY BALLASTED UNDERLAY SYSTEM



GM114 OO/HO Granite Ballast (500g) £3.75

GM117 OO/HO Granite Ballast (200g) £2.55

GM200 Flexible Ballasted Underlay (5m) £22.95

GM204 Point & Crossing Ballasting Kit £7.95

OO BROWN BALLASTED UNDERLAY SYSTEM

GM111 OO/HO Brown Ballast (500g) £3.75

GM118 N Granite Ballast (200g) £2.55

GM201 N Flexible Ballasted Underlay (5m) £22.95

GM205 N Point & Crossing Ballasting Kit £7.95

N GREY BALLASTED UNDERLAY SYSTEM

GM115 N Granite Ballast (500g) £3.75

GM118 N Granite Ballast (200g) £2.55

GM201 N Flexible Ballasted Underlay (5m) £22.95

GM205 N Point & Crossing Ballasting Kit £7.95

N BROWN BALLASTED UNDERLAY SYSTEM

GM113 N Brown Ballast (500g) £3.75

GM245 LH Flexible Ballasted Underlay (5m) £22.95

GM215 Point & Crossing Ballasting Kit £7.95

OO SCALE CORK TRACKBED SYSTEM

GM251 3mm Cork Trackbed 4.5 x 50cm (6) £8.95

GM252 3mm Cork Plates 15 x 50cm (2) £4.50

GM240 For LH Sectional Points (2) £4.25

GM241 For RH Sectional Points (2) £4.25

GM244 For RH Sectional Curved Points (2) £4.25

GM245 For LH Sectional Curved Points (2) £4.25

GM247 For Y Sectional Points (2) £4.25

N SCALE CORK TRACKBED SYSTEM

GM231 2mm Cork Trackbed 2.8 x 50cm (6) £8.95

GM232 2mm Cork Plates 15 x 50cm (2) £4.50

GM225 For RH Sectional Points (2) £3.95

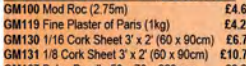
GM226 For LH Sectional Points (2) £3.95

SCENICS



GM194 Scenic Starter Pack £24.95

STARTER PACK



GM194 Scenic Starter Pack £24.95

GENERAL SCENIC MODELLING PRODUCTS

GM100 Mod Roc (2.75m) £4.65

GM119 Fine Plaster of Paris (1kg) £4.25

GM130 1/16 Cork Sheet 3' x 2' (60 x 90cm) £6.75

GM131 1/8 Cork Sheet 3' x 2' (60 x 90cm) £10.75

GM167 Balsa Bundle 50 x 76 x 229mm £2.25

GM168 Balsa Bundle 75 x 150 x 450mm £9.95

GRASS & GRAVEL MATS



GM20 Spring Grass Mat 100cm x 75cm £7.95

GM21 Summer Grass Mat 100cm x 75cm £7.95

GM22 Autumn Grass Mat 100cm x 75cm £7.95

GM23 Gravel Mat 100cm x 75cm £5.95

GM38 Spring Grass Mat 240cm x 120cm £29.95

MEADOW MATS



GM140 Meadow Mat - Spring 6mm Grass £9.25

GM141 Meadow Mat - Meadow 6mm Grass £9.25

GM142 Meadow Mat - Spring 12mm Grass £12.25

GM143 Meadow Mat-Meadow 12mm Grass £12.25

GM147 Meadow Mat - Beige 6mm Grass £9.25

GM148 Meadow Mat - Beige 12mm Grass £12.25

STATIC GRASS SYSTEM



GM174 Woodland Floor Grass Flock (30g) £3.35

GM196 Static Grass Starter Set £9.95

GM193 Puffer Bottle £4.95

GM169 Static Grass Glue (250ml) £6.95

GM101 Meadow Scatter (50g) £3.35

GM102 Mid Green Scatter (30g) £3.35

GM171 Summer Grass Flock (30g) £3.35

GM172 Moorland Grass Flock (30g) £3.35

GM173 Woodland Floor Grass Flock (30g) £3.35

GM174 Woodland Floor Grass Flock (30g) £3.35

BUDGET SCATTERS

GM101 Meadow Scatter (50g) £1.95

GM102 Mid Green Scatter (30g) £1.95

GM103 Dark Green Scatter (50g) £1.95

GM105 Spring Green Scatter (50g) £1.95

GM108 Earth Brown Scatter (50g) £1.95

GM109 Black Scatter (50g) £1.95

GM110 Red-Brown Scatter (50g) £1.95

GM112 Imitation Coal (50g) £2.45

GM116 Grey Tarmac Scatter (50g) £1.95

LICHENS & HEDGES





GAUEMASTER



STRUCTURES



KESTREL DESIGNS

OO SCALE LASER CUT BUILDINGS



GM453
Garden Shed Kit
£8.50

OO SCALE "FORDHAMPTON" PLASTIC KITS
Fordhampton is a bustling market town on a busy mainline running through the rolling South Downs. With both local and express services steaming through, Fordhampton Station serves all kinds of trains from commuters travelling to and from London as well as excursions to the seaside at Brighton! Wherever you are going the station master will be happy to help you get to your destination.



GM401 Fordhampton Station £25.95



GM402 Fordhampton Signal Box £10.95



GM403 Fordhampton Footbridge £17.95



GM404 Fordhampton Level Crossing £11.95



GM405 Fordhampton 60s Estate House £15.95



GM406 Fordhampton Locomotive Shed £19.95



GM407 Fordhampton Carriage Platforms £9.95



GM408 Fordhampton Village Store or Pub £17.95

COMING SOON...
GM409 Fordhampton Pub/Bistro TBA
GM410 Fordhampton Rest Home/Doctors TBA
GM411 Fordhampton Farmhouse/Cottage TBA

N GAUGE PLASTIC KITS

GMKD01 House	£4.35
GMKD02 Shop	£4.35
GMKD03 Bungalow	£3.60
GMKD04 Church with Porch	£5.95
GMKD05 House/Shop Unit with Glazing	£6.75
GMKD06 Two Shop Unit with Glazing	£6.75
GMKD07 Four House Unit	£6.75
GMKD08 Country Station	£8.75
GMKD09 Station Buildings	£5.35
GMKD10 Island Platform with Flat Canopy	£8.25
GMKD11 Flat Canopy	£5.95
GMKD12 Small Signal Box	£6.45
GMKD13B Farm Rail Fencing Brown	£3.10
GMKD13W Farm Rail Fencing White	£3.10
GMKD14 Telegraph Poles	£3.10
GMKD15 Windows Doors & Guttering	£4.35
GMKD16 Platforms (2)	£2.85
GMKD17 Platform Rams (2)	£2.35
GMKD18 Station Yard Huts	£3.35
GMKD19 Weighbridge & Office	£4.35
GMKD20 Coal Office	£3.35
GMKD21 Level Crossing/Keepers Cottage	£5.95
GMKD22 Four Greenhouses	£3.10
GMKD23 Two Domestic Garages	£3.10
GMKD24 Water Tower	£4.65
GMKD25 Corner Shop	£4.65
GMKD26 Corner Pub	£4.65
GMKD27 Three Storey Townhouse	£5.95
GMKD28 Three Storey Town Shop	£5.95
GMKD29 Modern Station	£7.95
GMKD30 Modern Station Waiting Room	£5.75
GMKD31 Station Masters House	£6.45
GMKD32 Pair Pre War Semi Det. Houses	£7.25
GMKD33 Boilerhouse & Chimney	£6.45
GMKD34 Stable Block	£3.85
GMKD35 Cow Shed	£3.60
GMKD36 Barn	£5.95
GMKD37 Farm House	£7.50



GMKD38 Steel Footbridge £7.50

GMKD39 Modern Industrial Unit	£5.95
GMKD40 Modern Fire Station	£7.25
GMKD41 Platforms Wide (2)	£3.35
GMKD42 Platform Rams Wide (2)	£2.85
GMKD43 Goods Shed	£7.75
GMKD1000 Town Station	£16.95
GMKD1001 Old Factory with Chimney	£19.95

N GAUGE LASER CUT KITS

The same as the ultra detailed OO equivalents (GM451/GM452/GM453) - pack sizes vary from the 4mm versions though

GMKD51 Wooden Fencing	£5.25
GMKD52 Lattice Fencing	£5.25
GMKD53 Garden Sheds (2)	£5.50

N GAUGE VALUET KIT SETS

GMKD2000 Station Set	£14.95
GMKD2001 Town Set	£12.95
GMKD2002 Suburban Set	£14.95
GMKD2003 Farm Set	£16.95



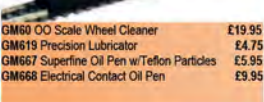
MODEL RAILWAY MAINTENANCE

GM50 OO/HO Locomotive Wheel Cleaner	£39.95
GM47 N Gauge Wheel Cleaner	£34.95
GM51 Spare Pads for GM50	£17.95
GM49 Spare Pads for GM47	£17.95
GM59 N Scale Wheel Cleaner	£15.95



SOLDERING IRONS & BITS

GM680 15W 230V Soldering Iron	£16.95
GM681 25W 230V Soldering Iron	£17.95
GM682 40W 230V Soldering Iron	£19.95
GM685 15W No.6 Tip	£3.95
GM686 15W No.8 Tip	£3.95
GM687 25W No.6 Tip	£3.95
GM688 25W No.7 Tip	£3.95
GM689 25W No.8 Tip	£3.95
GM690 40W No.6 Tip	£3.95
GM691 40W No.7 Tip	£3.95
GM692 40W No.8 Tip	£3.95



COMING SOON...

GM60 OO Scale Wheel Cleaner	£19.95
GM619 Precision Lubricator	£4.75
GM667 Superfine Oil Pen w/Teflon Particles	£5.95
GM668 Electrical Contact Oil Pen	£9.95

GENERAL MODELLING TOOLS

GM08 Modelstrip (115mm)	£6.95
GM26 Track Rubber	£3.15
GM27 Jumbo Track Rubber	£5.75
GM600 A2 Cutting Mat	£14.95
GM601 A3 Cutting Mat	£9.95
GM602 A4 Cutting Mat	£4.95
GM603 A5 Cutting Mat	£2.95
GM604 Round Nose Pliers	£6.95
GM605 Flat Nose Pliers	£6.95
GM606 Side Cutters	£6.95
GM607 Half Round Pliers	£6.95
GM608 Bent Nose Pliers	£6.95
GM609 S/Steel Tweezers (4)	£7.95
GM610 Double End Pin Vice	£5.95
GM611 Sawset 1 w/ Scalpel Handle	£9.95
GM612 Hole Saw & Arbor for Point Motor Fitting	£3.50
GM613 Trim-away Knife	£3.75
GM614 S/S Scalpel & Blades	£5.95
GM615 Plastic Scalpel & Blades	£5.95
GM617 Pick-Up Tool	£6.50
GM618 Magnifier Tweezers	£3.95
GM621 Locking forceps Curved	£6.95
GM622 Hot Wire Cutter for Scenic Modelling	£19.95
GM623 Swivel Top Pin Vice	£6.75
GM625 Curved Tweezer Reverse Action	£4.50
GM626 Straight Tweezer Reverse Action	£4.50
GM627 Blunt End Tweezer Reverse Action	£4.50
GM629 Cutting Discs (10)	£4.95
GM630 Screw Top Mandrels (3)	£5.25
GM631 Slitting Discs (10) & Mandrel	£5.25
GM632 Budget Needle File Set	£6.95
GM633 Glass Fibre Pencil 4mm	£7.50
GM634 4mm G/Fibre Refills (10)	£9.95
GM635 2mm Glass Fibre Pencil	£15.95
GM636 2mm G/Fibre Refills (5)	£5.95
GM638 Cutting Broaches 0.8-2.0	£3.95
GM640 Archimedian Drill Stock	£3.95
GM641 HSS Jobbers Drills 0.5 (5)	£3.95
GM642 HSS Jobbers Drills 0.8 (5)	£3.95
GM643 HSS Jobbers Drills 1.0 (5)	£3.95
GM644 HSS Jobbers Drills 1.2 (5)	£3.95
GM645 HSS Jobbers Drills 1.5 (5)	£3.95
GM646 HSS Jobbers Drills 1.8 (5)	£3.95
GM647 HSS Jobbers Drills 2.0 (5)	£3.95
GM648 Microbox Drills 0.3-1.6	£10.95
GM649 Microbox HSS Twist Drill Bits 61-80	£10.95
GM650 HSS Jobbers Drills 0.3 (5)	£3.95
GM651 HSS Jobbers Drills 0.4 (5)	£3.95
GM652 HSS Jobbers Drills 0.6 (5)	£3.95
GM653 HSS Jobbers Drills 0.7 (5)	£3.95
GM654 HSS Jobbers Drills 0.9 (5)	£3.95
GM655 Spare Blades for GM614	£2.75
GM660 Pick n Place Twin Pack	£8.95
GM664 Economy Sprue/Plastic Cutter	£4.75
GM666 Clip On Magnifying Eye Glass	£6.75
GM669 Pin Pusher with Depth Stop	£10.95
GM670 Deluxe Paintbrush Set	£12.95



RAZOR SAWS

GM672 Razor Saw Superfine	£1.50
GM673 3 in 1 Saw Set	£9.95
GM674 Razor Saw Fine	£16.95
GM675 Razor Saw Medium	£4.95
GM676 Aluminium Mitre Box	£1.95
GM677 Fine Woodcraft Saw	£2.75
GM678 Flush Cutting Saw	£2.75
GM679 Universal Razor Saw	£2.75

SOLDERING ACCESSORIES

GM01 Low Melt Solder 70 degrees (20g)	£4.25
GM02 Solder 180 degrees (20g)	£3.95
GM03 White Metal Flux	£5.95
GM04 Brass Flux	£5.95
GM05 Non Acid Safety Flux	£6.25
GM06 Solder Wire 145 Degrees	£4.85

SWITCHES

GM501 Slide Switch DPDT	£1.70
GM502 Slide Switch DPDT (C/Off)	£1.70
GM503 Toggle Switch SPST	£2.35
GM504 Toggle Switch DPDT	£2.65
GM505 Mini-Toggle DPDT (C/Off)	£3.15


MAGNETS

GM86 Small Magnets (10)	£5.50
GM87 Medium Magnets (10)	£5.75
GM88 Large Magnets (10)	£6.00
GM89 3v Bulbs (10) & Capacitors (5)	£5.95
GM99 Pack of Reeds & 5 Magnets	£13.95

UNIVERSAL RELAY SWITCH

GM500 Universal Relay Switch	£5.50
BPGM500 Universal Relay Switch (3)	£14.50
GM500D Universal Relay Switch (DCC Friendly)	£5.75

GAUGEMASTER



GAUGEMASTER

GM353 CATALOGUE	£3.95
128 Page Full Colour Catalogue	

GAUGEMASTER

GM506 Mini-Toggle DPDT	£2.75
GM507 Mini-Toggle SPST	£2.45
GM508 Mini-Toggle SPDT	£2.45
GM509 Mini-Toggle SPDT (C/Off)	£2.45
GM510 Mini-Toggle for Point Motors	£2.70
GM511 Mini-Toggle for G Point Motors	£3.65
GM512 Push to Break Black (5)	£5.95
GM513 Push to Make Black (5)	£2.85
GM514 Push to Make Blue (5)	£2.85
GM515 Push to Make Green (5)	£2.85
GM516 Push to Make Red (5)	£2.85
GM517 Push to Make White (5)	£2.85
GM518 Push to Make Yellow (5)	£2.85
GM519 Rotary Switch 1 Pole 12 Way	£2.85
GM520 Rotary Switch 2 Pole 6 Way	£3.75
GM521 Rotary Switch 3 Pole 4 Way	£3.75
GM522 Rotary Switch 4 Pole 3 Way	£3.75
BPGM501 Slide Switch DPDT (25)	£12.95
BPGM502 Slide Switch DPDT (C/Off) (25)	£12.95
BPGM503 Toggle Switch SPST (25)	£34.95
BPGM504 Toggle Switch DPDT (25)	£42.95
BPGM505 Mini-Toggle DPDT (C/Off) (25)	£44.95
BPGM506 Mini-Toggle DPDT (25)	£42.95
BPGM507 Mini-Toggle SPST (25)	£34.95
BPGM508 Mini-Toggle SPDT (25)	£34.95
BPGM509 Mini-Toggle SPDT (C/Off) (25)	£39.95
BPGM510 Mini-Toggle for Point Motors (25)	£44.95
BPGM513 Push to Make Black (25)	£9.95
BPGM514 Push to Make Blue (25)	£9.95
BPGM515 Push to Make Green (25)	£9.95
BPGM516 Push to Make Red (25)	£9.95
BPGM517 Push to Make White (25)	£9.95
BPGM518 Push to Make Yellow (25)	£9.95

WIRE

GM09RB Twinned Wire Red/Black (10m)	£4.95
GM10 Wire Red/Black/Green (10m of each)	£5.95
GM11BK Wire Black 7 x 0.2mm (10m)	£2.15
GM11BL Wire Blue 7 x 0.2mm (10m)	£2.15
GM11BR Wire Brown 7 x 0.2mm (10m)	£2.15
GM11GN Wire Green 7 x 0.2mm (10m)	£2.15
GM11GR Wire Grey 7 x 0.2mm (10m)	£2.15
GM11W Wire Orange 7 x 0.2mm (10m)	£2.15
GM11P Wire Pink 7 x 0.2mm (10m)	£2.15
GM11PP Wire Purple 7 x 0.2mm (10m)	£2.15
GM11R Wire Red 7 x 0.2mm (10m)	£2.15
GM11Y Wire Yellow 7 x 0.2mm (10m)	£2.15
BPGM11BK Black Wire 7 x 0.2mm (100m)	£7.95
BPGM11BL Blue Wire 7 x 0.2mm (100m)	£7.95
BPGM11BR Brown Wire 7 x 0.2mm (100m)	£7.95
BPGM11GN Green Wire 7 x 0.2mm (100m)	£7.95
BPGM11GR Grey Wire 7 x 0.2mm (100m)	£7.95
BPGM11O Orange Wire 7 x 0.2mm (100m)	£7.95
BPGM11P Pink Wire 7 x 0.2mm (100m)	£7.95
BPGM11R Red Wire 7 x 0.2mm (100m)	£7.95
BPGM11W White Wire 7 x 0.2mm (100m)	£7.95
BPGM11Y Yellow Wire 7 x 0.2mm (100m)	£7.95

GENERAL ELECTRICAL ACCESSORIES

GM12 Pair Connecting Leads (Pin/Bare Wire)	£4.65
GM14 Crimped Pin Terminals (6)	£2.95
GM15 Ring Terminals (6)	£1.95
GM16 Pair Connecting Leads (Pin/Pin)	£4.95
GM28 Crocodile Clips Red/Black Pair	£1.75
GM29 Knob for Rotary Switches & Pots	£2.85
GM40 1.5a Rectifier	£4.95
GM41 Thermal Cut-Out 1 Amp	£3.95
GM42 Thermal Cut-Out 2.5 Amp	£3.95
GM75 PS6 6-Way Din Plug/Socket	£3.15
GM77 12-Way Poly Terminal Block	£1.95
GM89 Pack of 5 Amp Fuses (5)	£2.75

LIGHTING

GM61 Micro LED White (4)	£7.95
GM62 Micro LED Red (4)	£7.95
GM63 Micro LED Blue (4)	£7.95
GM64 Micro LED Orange (4)	£7.95
GM69 Grain of Wheat Bulb 12v Yellow (5)	£3.95
GM70 Grain of Wheat Bulb 12v Red (5)	£3.95
GM71 Grain of Wheat Bulb 12v Clear (5)	£3.95
GM72 Grain of Wheat Bulb 12v Green (5)	£3.95
GM73 Grain of Wheat Bulb 12v Orange (5)	£3.95
BPGM69 GOW Bulb 12v Yellow (100)	£49.95
BPGM70 GOW Bulb 12v Red (100)	£49.95
BPGM71 GOW Bulb 12v Clear (100)	£39.95
BPGM72 GOW Bulb 12v Green (100)	£49.95
BPGM73 GOW Bulb 12v Orange (100)	£49.95
GM80 LED Green 3mm 12v (5)	£2.25
GM81 LED Red 3mm 12v (5)	£2.25
GM82 LED Yellow 3mm 12v (5)	£2.25
GM83 LED Green 5mm 12v (5)	£1.95
GM84 LED Red 5mm 12v (5)	£1.95
GM85 LED Yellow 5mm 12v (5)	£1.95
GM76 Resistor 1K Ohm for LEDs (10)	£1.65

GAUGEMASTER



GAUGEMASTER

GM353 CATALOGUE	£3.95
128 Page Full Colour Catalogue	

GAUGEMASTER Limited Edition News

N SCALE



DAGM221 GBRI Aggregate Industries
66711 "Sence"
£109.95 - Expected November 2016



DAGM230 Brighton Evening Argus
DAGM235 The Royal Alex
£69.95

Both Already Sold Out to Pre-Orders



DAGM231 IC Executive Pristine £69.95
73 142 Broadlands



DAGM232 First GBRI - £69.95
73 141 Charlotte



DAGM233 South West Trains - £69.95
73 235



DAGM234 Southern Livery - £69.95
73 202

OO SCALE



IN STOCK

Abbots Barton

A Southern Region branch line in the transition era is the scene for **DENNIS PRIOR'S** latest 'OO' gauge layout, which captures the period to beautiful effect.

PHOTOGRAPHY, TREVOR JONES



Maunsell 'Schools'
30934 St Lawrence
heads a special working back to
the South Coast – is it a mystery
tour to Chessington Zoo?



STATISTICS

Owner:	Dennis Prior
Scale:	'OO'
Length:	16ft
Width:	2ft
Track:	Peco code 75
Control:	Analogue
Period:	BR Southern Region, 1960-1968



The early BR Blue period: 'JB' E6047 crosses the river whilst the canoeists avoid the swans.



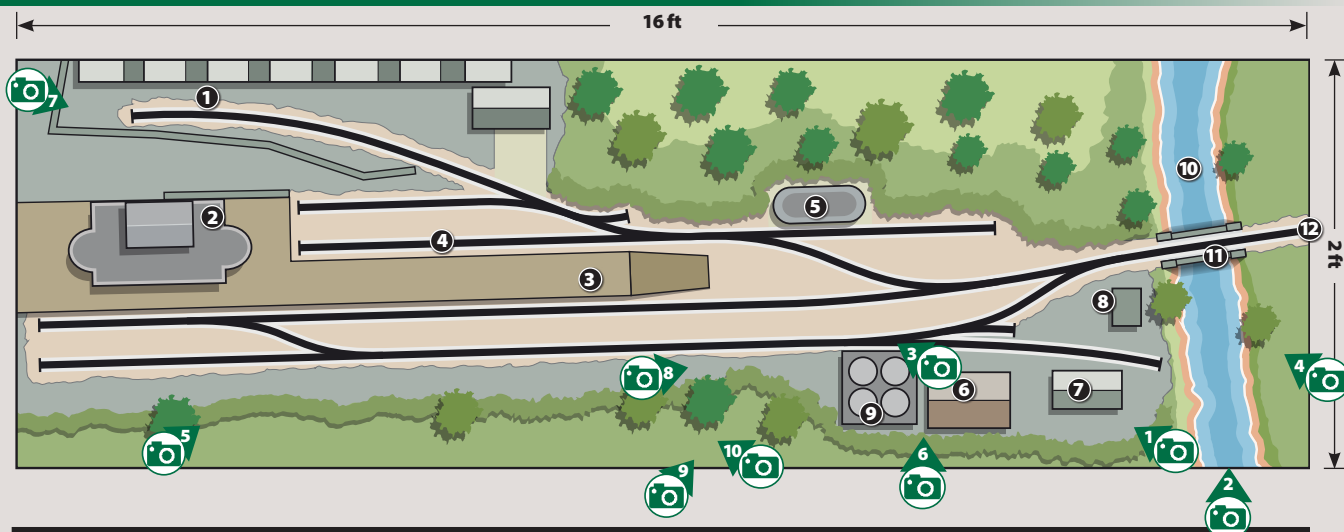
I AM A SOUTHERN MAN at heart. My father worked for the Southern Railway and BR Southern Region at Eastleigh Works and railways are definitely in the family blood. I didn't work on the railway but my son does, carrying on the tradition. I have always been interested in Southern Region operation and the transition from steam to diesel and electric.

Abbots Barton was initially inspired by Swanage in Dorset. It is a small branch line terminus with a run round, bay platform, small goods yard and a locomotive shed. The layout was started by Chris White (who built Chillingbourne, HM91) and I purchased it part completed when Chris found it would not fit into his new flat. My dining room was just about the right size for the layout but we did have to slightly reduce the length. Being able to put the layout up in the house enables me to operate the layout in the warmth.

The initial plan was to complete the layout as Swanage. However, with the release of Bachmann and Hornby's recent Electric Multiple Units (EMUs), Andy Hopper of Manston Airport (HM85) and I decided that it would be a good idea to add third-rail electrification to operate the EMUs realistically. Therefore the setting changed. The question was where to?

South West London seemed to be in a good location to model in the early-1960s. The railway was electrified but main line services were still in the hands of steam locomotives. My son Chris did a bit of research into railways which were planned but never built. Originally it was intended to extend the Southern Railway Chessington branch as far as Leatherhead. The earthworks and bridges for the extension were started but work was stopped by the outbreak of the Second World War. In 1945 the creation of the London green belt prevented further housing development and so there was no reason for the railway to be completed.

ABBOTS BARTON TRACK DIAGRAM (NOT TO SCALE)



KEY

1 Cement depot	4 Bay platform	7 Office	10 River
2 Station	5 Signalbox	8 Sub station	11 Bridge
3 Platform	6 Shed	9 Oil depot	12 To storage yard

I have applied a liberal amount of licence to the layout. I have assumed that some of the railway was completed before 1939. However, as this was during the 1930s depression, the railway was only built as a single line from Chessington South and terminated short of Leatherhead. Today this would be somewhere between Chessington World of Adventures and the M25 junction for Leatherhead. With the railway completed it was decreed post-war that the boundary for the green belt would be where the railway terminated. The name Abbots Barton refers to an enclosure which was owned by the cathedral, presumably


Guildford. It was Jeremy, the Canterbury MRS exhibition manager, who suggested the name of where I live for the layout.

CONSTRUCTION

The baseboards are made out of insulated foam board as the base material, framed by MDF. These were then covered with cork tiles to deaden the sound even more and to prevent the foam dissolving when gluing anything to it. The use of foam boards makes the boards very light and easy to carry - important when you are getting on and exhibiting. There are three main boards which are 3ft or 4ft long and a 4ft

long storage yard. The board which has the bridge has a slightly lower base. The off-scene storage yard is constructed from plywood and MDF. It has a traverser to save space. The lightweight boards of the scenic section of the layout means it can easily sit on two wooden beams between two trestles.

The track for the layout is Peco code 75. The track was mounted on cork and then glued in place. The ballast is fine grey from Woodland Scenics. The points are all manually operated with push/pull operation via aircraft control rods. This allows operation from the front of the layout at home and the back at »

 Passengers for Waterloo get to travel on the modern 4-VEP whilst the old order, a hybrid 2 BIL, waits in the bay platform.





A Brush Type 4, reallocated to fill in on branch line duties after working the 'Bournemouth Belle', is buzzed by the Tiger Moth as it departs on a parcels train to Clapham Yard.





A 2-HAL departs on an all stations service to Waterloo. The BRCW Type 3 waits for the shunt signal and will attach to the empty parcels vans in the yard.



Staff at the Charringtons oil terminal look on as loaded tank wagons are shunted into the siding.





The ballast train waits in for the road to clear for the single line following the arrival of a 2-BIL on an evening peak train from Waterloo. The station staff seem to have a predilection for sports cars.



A remarkably clean 'H16' 30516, stands in for a failed diesel on a ballast train formed of 'Mermaid' and 'Walrus' wagons and a 'Shark' brake van whilst a Tiger Moth does a 'beat up' of the station.

exhibitions. The points are all live frogs with microswitches connected to the point rodding to change the switch polarity.

We use a conventional analogue controller. The isolating sections which we have on the layout can allow up to four trains to be on the scenic section at any one time – more than enough for a typical branch line.

As the line was planned and built in the 1930s, we decided to use buildings which reflect the architecture of the day and that used on the Chessington South branch. The handsome station building and signalbox are in the Art Deco style of the time and are available from Bachmann and Hornby respectively.

One change we made from the original Swanage plan was the use of the sidings and locomotive shed. With the boom in house building we decided to turn the yard into a cement terminal to serve the trade. Also with the Clean Air Act coming into force, these new homes were built with oil fired central heating. Therefore, the locomotive shed became an oil depot using a Walthers kit and scratch built structures, based on Canterbury West and other oil terminals on the Southern Region.

SIGNALLING

With the layout being set in the 1960s I decided to install colour light signalling. I used Eckon signals operated by rotary switches. It was quite normal to find this combination of colour light and manual signalling at the time, so the layout is accurate. As my son Chris works in railway operations we have also added details associated with the signals, including location cabinets, Automatic Warning System ramps and track circuits and point motors. All signalling equipment is located in accordance with BR practice.

The third-rail electrification was installed by Andy Hopper. He used Peco plastic conductor rail support insulating pots with inverted Peco rail for the conductor rail. The conductor rail is quite delicate >>



Freight business is booming as suburbia expands. Brand new 'JA' E6003 shunts a rake of cement wagons whilst the BRCW Type 3 shunts the oil terminal.



and was time consuming to install. The third-rail is used on the platform line, bay platform and run-round loop. As in real life the yards and sidings were not electrified to ensure that staff were not exposed to the risk of electrocution. I have also installed a substation by the oil terminal to feed power to the third-rail.

I must admit that I like all the small details on the layout. These really make the scene for me. The large number of figures waiting on the platform, the station nameboards and the SR style concrete lamps testify to this. Perhaps a little mischievously on my part, Isambard Kingdom Brunel can be found amongst the figures watching over the scene!

As the area south of Chessington is wooded I used some very tall trees to represent mature specimens. Weeping willows were bought for the river banks, a common feature near rivers in the South East. The river was filled with Woodland Scenics Realistic Water. The grass is either Woodland Scenics scatter or static grass.

I made a point of adding fencing along the lineside to keep the local horses from straying onto the line and getting electrocuted. Other features I have added to make the scene more realistic are the Southern Region concrete Permanent Way hut, a pillbox guarding the river bridge, offices for the cement and oil terminals and a bus stop so commuters could catch their London Country bus into the centre of Abbots Barton and on to Leatherhead.

OPERATION

Abbots Barton has a half-hourly service throughout the day to Waterloo. Most of the trains are formed of Southern Region

EMUs. As it is the 1960s new units were being delivered and trains are formed of either Southern Railway designs or British Rail units based on Mk 1 stock.

EMU sets are normally made up of four-car formations in the morning and evening peak with two-car sets in the off peak period. As Abbots Barton has a short four-car platform, generally trains to London attach to another set at Chessington South before going forward to Waterloo. The process is reversed in the evening peak. Sometimes two sets split in the station platform with a two-car set stabling in the bay platform as required.

The branch is also used for testing and driver training on new EMU stock, which means main line EMUs could turn up including 4-CEPs and the new 4-VEPs. I also have a 3-TC set which is hauled by a Class 33/1.

For times when the power supply is turned off I also have rakes of Mk 1 and Bullied stock for locomotive-hauled trains and a Maunsell push-pull set. Excursion trains to Chessington Zoo can also arrive on summer Saturdays and Sundays and are hauled by steam traction.

Parcels traffic also features on Abbots Barton. Various Southern Railway vans and BR CCTs for parcels trains, including newspapers, operate from Waterloo. Occasionally a horsebox may arrive and be unloaded in the bay platform.

For freight we have a rake of cement hoppers and some Blue Circle vans to serve the cement terminal. These arrive as a block train of bulk cement from Kent or bagged cement from Portland. The trains run round before being propelled into the sidings. The locomotive on the bulk train will remain at Abbots Barton to unload the train. One

"We decided to use buildings which reflect the architecture of the day."

DENNIS PRIOR



siding in the yard can be used for general freight traffic arriving in vans or open wagons – really there should be more brick traffic. Oil traffic arrives as a block train from Thameshaven with loaded tanks being exchanged for empty wagons. A ballast train also runs occasionally for track maintenance purposes. Abbots Barton can therefore become very busy in the off-peak period!

ROLLING STOCK

As the era depicted by the layout is the transition from steam to diesel and electric, I run a variety of prototypical rolling stock which would have been on the South Western division at that time.

Steam locomotives are represented by 'Schools' 4-4-0s, 'H16' 4-6-2Ts and 'M7' 0-4-4Ts. Diesels are a Class 07 shunter, Class 33s and Class 47s, with Class 73/0 and 73/1 electro-diesels. Multiple units include 2-HAL, 2-BIL, 4-VEP (all Hornby), 2-EPB, 4-CEP and Motor Luggage Van (Bachmann) and kit-built 2-HAL,


2-BIL, 4-SUB, 4-EPB and 2-HAPs.

The locomotives and rolling stock are equipped with Kadee couplers, most of which are plugged into the NEM pockets found on modern stock. I chose Kadee couplers mainly because I find them easy to operate and also because they are hands free when combined with magnets. They also look the part on EMU stock and help especially with trains being coupled and uncoupled in the main platform. Magnets have been mounted between the track at strategic places to enable uncoupling for run rounds and shunting.

EXHIBITING

The layout was designed to be portable. It is both a home layout and an exhibition layout. The layout has been shown at Canterbury, Chatham, Tolworth, Erith, Broadstairs and Faversham as well as local charity shows. I don't have any outstanding invites but I am open to offers, although cannot be too far from Canterbury.

I am always thinking of what I could do to improve and change the layout. With the recent release of the Hornby Class 71, I might ask Andy to extend the third-rail into the oil terminal siding. Another idea is to have overhead electrification in the yard. However, this overhead system was only found in south east London and Kent. Some modeller's licence may be required here!

This layout will be my swansong. At an age of four score plus five the hands and eyes do not seem to work as well as they did. I would like to thank all the members of the Canterbury MRS who help out at exhibitions. A special thanks to Andy Hopper, our club chairman for all the kits that he built and for all the fiddly bits on the layout, to Chris White for the basic boards and track layout and to my son Chris for technical expertise. If any exhibition managers would like to host us, please contact us via our website at www.CCMRS.com. 



A busy time at Abbots Barton with kit-built 4-EPB and 2-BIL units ready to depart for Waterloo during the morning rush hour.



Creating believable **WOOD** *in miniature*

Simple techniques for colouring modelled wood are demonstrated by **NIGEL BURKIN** using readily available materials and paints.



MAKING PLASTIC MOULDINGS appear like the wood they are intended to represent is often regarded as a tricky modelling job.

Treated with a degree of awe by newcomers to the hobby, the actual process of making plastic and indeed wood strip and sheet itself actually look like scale wood is not difficult.

Before making a start on some basic techniques, there is one piece of advice which has been handed down from modeller to modeller over the years and that is to be prepared to experiment. Grab an offcut of embossed plasticard and try techniques. Make mistakes and enjoy your triumphs. Record the details of your successes so you can duplicate them in the future.

Smaller scale modellers in the UK will rely on plastic mouldings or embossed plastic for wood effects - the use of laser-cut plywood is still in its infancy on this side of the Atlantic. Self-assembly kits for fencing and structures will be of moulded plastic similar to that used in embossed sheet. Another consideration is wooden sleepers track - there is an opportunity to increase detail with colour and texture here too.

Three main sources of wood materials are the Wills material packs; Evergreen machined styrene sheet and embossed sheet planking by Slaters Plastikard. Wills offers three wood materials including tongue and groove boarding, wood planking and 'waney-edge' boarding. Evergreen offers a wide range of planking and boarding whilst Slaters has a range of sheet with planking of varying widths to suit different scales. As good as these products undoubtedly are, turning shiny plastic into dull, weathered wood is going to need a little creativity and a good selection of paint colours.

Depending on what I am modelling and the age of the wood, I will start off by distressing the plastic physically. Scraping selected areas with a small piece of hacksaw blade, the tips of files and modelling knife blades gets rid of the uniform appearance of the manufactured sheet. It is a process of personalising so the final item looks natural. The more damaged or rotting you wish the wood to appear, the more that the wood grain can be made more prominent. Use photographs to see how wood deteriorates along the grain and in sawn ends. When you are painting your 'wood', the enhanced grain and rot will take up the paint to further produce relief and texture.

CHOOSING PAINTS

In recent years, I have gradually migrated to using acrylic paints for scenery and layout work. As acrylic paints have improved and many more ranges have become available, it has been hard to ignore some of the many benefits of using them. Tough, quick to dry and with a huge variety of colours, my collection of acrylic paint colours has increased to the point where it vastly outnumbers my stock of enamel paint.

I use four different ranges of modellers acrylic paint in scenery and weathering work. Railmatch offers a useful variety of colours which suit wood colouring well. Tamiya is an old favourite, with buff, deck tan and medium grey colours featuring extensively in wood painting. I dip into a couple of box sets of Lifecolor' paints from time to time too. Perhaps the fastest growing range in my workshop is Model Air by Vallejo. It is primarily aimed at military and scale modelling, but cannot be ignored for railway modelling for its dull, natural colours - perfect for mud, stone, dust, wood of all kinds, rust and dirt. The camouflage colours translate well into scenery modelling too.

Useful tools

- » Artists colour palette
- » Appropriate thinners
- » Size 1-3 paintbrushes, including flat versions
- » Kitchen towel
- » Mixing pots
- » Jar of clean water for acrylic paint
- » Jar of clean thinners for enamel paints
- » Micro brushes (optional)
- » Grade 600 and 1200 wet and dry paper
- » Offcut of old hacksaw blade
- » Glass fibre pencil
- » Sharp scalpel
- » Scrapers and files
- » Material to protect the working area
- » Matt varnish

Acrylic paints are likely to gain favour if you model in the house. There are no volatile fumes to annoy other family members. Brushes and painting equipment is easily cleaned with water and spillages are likely to be less damaging, but should be guarded against anyway. Acrylic paints dry quickly - very quickly if aided by a warm radiator or airing cupboard. Recoating can be undertaken in 15 minutes or less.

Even so, they should be handled with respect because they are still potentially hazardous to health. Acrylic modellers paint is not suitable for children's crafting or anything that could be chewed by small children or pets.



Planking on a wooden-decked wagon with variations in colour produced by mixing paint on an artist's colour palette. Colour and texture is the result making the model appear realistic and interesting - the plastic kit components now look like relatively new wood planking with some weathering and rust staining.



A real wooden board crossing which shows the grey and light brown colours of wood which is in good condition.

STEP BY STEP PAINTING WOOD IN MINIATURE



1 Wills Models material - planking suitable for board crossings and a variety of other applications. The material is moulded rather than embossed, resulting in strong sheet material about 1mm thick.



2 After distressing a board crossing made from Wills sheet material, a base coat of light grey is applied.



3 Wood takes up rust staining along the line of the rails.



4 Rubbing the rust coloured paint with a tissue soaked in thinners introduces a rust staining effect.



5 Suddenly, the wood effect begins to emerge. This is followed up by a thin wash of brown or grey/green. Several thin washes of varying shades of grey, grime and brown hues can be applied until a good depth of colour is achieved without flooding the planking detail.



6 The finished planking appears dry and silvered with wood grain brought through with the thin washes of colour. Note that the sleepers have been treated the same way and are light grey in colour.



7 Sleepers are fun to paint and a high level of detail can be introduced by applying slight variations in colour to each one before weathering with washes of grey and silvery grey paints. Some sleepers will become rust and oil stained, so there's huge scope for colour and texture in track modelling.



8 The sleepers of C&L Finescale track were distressed on the Loch Dhu Distillery project using a small piece of hacksaw blade before priming with light grey primer.



9 Painting each sleeper is time consuming but the results can be very interesting. Clearly, this level of detail can only be applied to the track of small layouts or cameo scenes on larger layouts.



10 A mixing palette of different wood base colours is prepared ready to paint each sleeper. Vallejo dark brown, khaki brown, German green, hemp and US grey are some of the colours perfect for base-coating sleepers.



11 A different shade of the base colours is applied to each sleeper. They appear a little dark at this stage.



12 The rail sides and chairs are best treated with rust colour to kill the shine. It does not matter if some of the rust coloured paint stains the wooden part of the sleeper.



13 The bleaching effect of sunlight can be applied using a light grey or tan colour dry-brushed on to the surface of the sleepers as demonstrated in this picture. Paint is not allowed to fill the grain of the wood and not all of the sleepers are treated in this manner.



14 The cameo of bothy and interchange which makes up part of the Loch Dhu Distillery project is nearing completion with creosoted bothy and cinder ballast to represent a low maintenance railway. The track and ballast will receive a further dry brush application of light grey and lots of weeds. The bothy needs a coat of matt varnish and some track needs further washes of grime to tone everything down.

Beginner **SKILL LEVEL** Intermediate Advanced

15



The wooden bothy started off with a coat of Vallejo Model Air wood colour. This is a great colour to base coat modern treated wood.

16



The colour is slowly built up to create colour depth over plain white styrene card – the wood colour was followed up with a brown shade. There is the option to introduce wood grain prior to painting.

17



Several washes of black and dark grey over brown and red tones creates a heavily creosoted appearance. The wood colour shows through the washes avoiding the appearance of the bothy being painted black.

18



Wagon decking is a great reason to introduce some colour and texture! Paint each plank a slightly different colour and fit the odd new plank of wood to represent a repair using a paler wood base colour. Finish with a very thin wash of dark grey or dark brown to pick out the planking.



Wills Models offers some lovely sheet building materials including this overlapping board material.

Diorama building offers the chance to test scenery and painting techniques. Decay and neglect is the theme of this small diorama where the wooden crossing boards are distressed at the ends and the sleepers well and truly scraped to represent wood past its best.

BASIC TECHNIQUE

No matter what you are painting, wash plastic materials before applying any paint. I undercoat the wood mouldings with a thin application of grey acrylic primer first of all which may be lightened with a spot of white paint. Usually, the sleepers of proprietary track should be cleaned and primed for good paint adhesion, even if you plan to skip the priming stage.

Base colours are applied after priming and base colours include light greys; sandy colours; tan, buff or hemp – anything that will give you a basic wood colour. Mix a variety of base colours to achieve some variation in planking. Paint each plank individually with a slightly different shade to represent planks of different ages. This is where you will find that acrylic paints are really beneficial. The fast drying time allows you to proceed to the next steps of colouring quickly and allows you to build up colour in a short session.

Building up colour with thin washes is the

key to the final step – washes of thinned paint are used to bring out wood grain and enhance the colour. For example, a dark grey will make wood appear weathered whilst light grey makes it appear bleached and faded from sunlight. Rust, oil and ash all add to the staining of wood which can be achieved with thin washes. Build up the washes slowly and wick excess paint away with the edge of a piece of paper towel.

Remember to use a variety of different shades of the colours you wish to use to avoid uniformity. Mix small quantities of paint at a time and apply in thin washes using the appropriate thinner for the paint you are using.

Dry brushing, a common painting technique involving the application of paint traces using an older stiff paint brush, can be used to give the wood a final finish including bleaching or silvering from sun light; oil staining and rusting.


The step by step guide explains a variety of techniques for recreating wood effects in miniature. [Alma](#)

3 ISSUES FOR £1

WHEN YOU SUBSCRIBE TO*

HORNBY

magazine



3 EASY WAYS TO ORDER



ONLINE

Go to our website at...
www.hornbymagazine.com



PHONE

UK 01780 480404
OVERSEAS +44 1780 480404

FAX UK 01780 757812
OVERSEAS +44 1780 757812



POST

COMPLETE THE FORM AND POST TO:
HORNBY MAGAZINE,
KEY PUBLISHING LTD,
PO BOX 300, STAMFORD,
LINCS, PE9 1NA,
UNITED KINGDOM

Subscribe for 2 years and choose from...

HORNBY MAGAZINE YEARBOOK 8

In this hardback yearbook, we guide you through the process of building a model railway showing how this layout - West Riding Power - has been developed using Bachmann's new set of Scenecraft buildings as the basis. Features include landscaping, weathering, detailing, how to install digital sound and much more including historical features and step by step guides.

Hornby Magazine Editor
Mike Wild.



RRP
£17.99
128 pages, Hardback.

RAILWAY SPECIALS BUNDLE

This collection of three of our best-selling railway special magazines is essential reading for any model railway enthusiast. Included are: Hornby Magazine Design Manual, Hornby Magazine Weathering Guide Vol.2 and BR Steam Western Region!



AMERICAN READERS

Readers in the USA may place orders by:
Telephone: Toll-free 800-428-3003 Fax: 757-428-6253
or by writing to: **Hornby Magazine, 3330 Pacific Ave,
Ste 500, Virginia Beach, VA 23451-9828**

Alternatively, order online at
www.imsnews.com/hornbymag
quoting/entering code HM0916

SUBSCRIBE & SAVE

☒ **YES**, I would like to subscribe to Hornby Magazine

PAYER'S DETAILS

Title _____ First name _____ Surname _____

Address _____

Postcode _____ Country _____

Email address _____

Please complete to receive news updates and offers from us by email. Please send gift card ☐

DELIVERY DETAILS (IF DIFFERENT)

Title _____ First name _____ Surname _____

Address _____

Postcode _____ Country _____

Email address _____

SPECIAL OFFER (PLEASE TICK)

MAKE HUGE SAVINGS - WHEN YOU PAY BY EASY DIRECT DEBIT

* UK Only ☐ Three issues for £1, then just £9.50 each following quarter

PRE PAY OFFERS		12 FOR THE PRICE OF 10		24 ISSUES FOR THE PRICE OF 19 PLUS FREE GIFT	
UK	12 issues	<input type="checkbox"/> £42.00	24 issues	<input type="checkbox"/> £79.49	
Europe	12 issues	<input type="checkbox"/> £50.00	24 issues	<input type="checkbox"/> £89.99	
USA	12 issues	<input type="checkbox"/> \$69.99	24 issues	<input type="checkbox"/> \$132.99	
Rest of the World	12 issues	<input type="checkbox"/> £52.00	24 issues	<input type="checkbox"/> £94.49	

GIFT CHOICE FOR 2 YEAR OR ANNUAL DIRECT DEBIT ONLY:

☐ HORNBY YEARBOOK 8 ☐ RAILWAY SPECIALS BUNDLE (PLEASE TICK)

PAYMENT DETAILS

I enclose a cheque for £/\$ made payable to Key Publishing Ltd

Please debit my Mastercard ☐ Visa ☐ for £/\$

Expiry date _____ Security Code (3 digit code on reverse of card) _____

M M Y Y _____

OFFER CLOSE DATE: 30 SEPTEMBER 2016 PLEASE QUOTE: HM0916

Signature Today's date

INSTRUCTION TO YOUR BANK OR BUILDING SOCIETY TO PAY BY DIRECT DEBIT

Please tick: UK Direct Debit ☐ 3 issues for £1, then £9.50 quarterly ☐ Annually £37.50 + FREE GIFT ☐

KEY Instruction to your bank or building society to pay by Direct Debit

Please fill in the form and send to:
Key Publishing Ltd, PO Box 300, Stamford, Lincolnshire, PE9 1HA, UK
Name and full postal address of your bank or building society

To: The Manager Bank/building society

Address: _____

Postcode: _____

Name(s) of account holder(s) _____

Branch sort code _____

Bank/building society account number _____

Service user number: 6 5 8 9 6 0

Reference: _____

Instruction to your bank or building society:
Please pay Key Publishing Ltd Company Direct Debits from the account detailed in this instruction subject to the safeguards assured by the Direct Debit Guarantee. I understand that this instruction may remain with Key Publishing Ltd, and, if so, details will be passed electronically to my bank/building society.

Signature(s) _____

Date: _____

Banks and building societies may not accept Direct Debit instructions for some types of account

*PLEASE NOTE: Three issues for £1 by Direct Debit trial offer is only available to UK subscribers. Restricted to one order per UK household, it is only available with new subscriptions to Hornby Magazine. Pay only £1 for the first three issues of your subscription, then pay just £9.50 per quarter for every three subsequent issues. If you don't like what you see, simply cancel before your third issue and pay not a penny more! If you wish to continue after your three issues for £1, your subscription will automatically renew until you decide to stop at just £9.50 per quarter.

If paying by Direct Debit please send in form or complete online
Payments are accepted by Direct Debit, cheque, Postal Order, Credit Card and US Dollar check. Payments by credit or debit card will be shown on your statement as Key Publishing Ltd. Key Publishing will hold your details to process and fulfil your subscription order. Occasionally we may wish to contact you to notify you of special offers on products or events. If you do not wish to receive this information please tick here ☐ or mention when calling. Direct Debit savings based on a 1-year subscription.

R3330 Hornby King Class No. 6000 "King George V" £109.99 R3331 Hornby King Class No. 6011 "King James I" £109.99 R3332 Hornby King Class No. 6020 "King Edward VII" £109.99
Call our team on 01209 714099 • 98A Trelowarren Street, Camborne, Cornwall TR14 8AN • www.kernowmodelrailcentre.com

Sutton's Locomotive Workshop **Sulzer Type 2**


From time to time the rule book needs to be rewritten and Sutton's Locomotive Workshop's outstanding new BR Sulzer Type 2 proves the point. **MIKE WILD** takes a closer look at the model's development and capabilities in this detailed review.

WE'VE BECOME VERY used to receiving high quality ready-to-run products

for 'OO' gauge, but some models take us to an unexpected new level. Sutton's Locomotive Workshop's (SLW) Sulzer Type 2 shows that with a different approach much more is possible in both detail and performance.

Talking to SLW's owner Philip Sutton, his passion for the creation of this model is totally apparent. He wanted to do things differently and to create a model on a level which hadn't been seen before in ready-to-run. That didn't just extend to detailing of the outside – or even to detailing the cab interior to an incredible level – but to making this a designed product from the surfaces of the wheels through to the motor position, sound





THE DETAILS

Manufacturer:	www.sulzertype2.co.uk
Cat No:	2401-2405
Description:	BR Sulzer Class 24 Bo-Bo diesel-electric
Scale:	'OO' (options for 'EM' and 'P4' wheels)
Price:	£160 (DCC ready), £260 (DCC sound fitted)
Era:	5-7
DCC:	DCC ready or DCC sound fitted, Plux22 socket
Couplings:	Optional NEM coupling pocket tension locks



system and the bodyshell itself.

It is this passion for excellence and a desire to create the most accurate model of the Class 24 we have seen yet that is responsible for the model which sits before me now. It was announced to a select audience in November 2015 – the same weekend as the Warley National Model Railway Exhibition – and has been attracting rave reviews ever since from purchasers.

In his opening letter, supplied with each model, Philip sums up the project: "This model has, quite simply, been made to museum-quality standard (and our engineers say an insane level of detail) in order to satisfy the

demands of the modeller/collector and early diesel aficionado."

From the start, the Class 24 was to be designed to a specification rather than a price point. It has been designed in Britain and engineered in China through SLW's own factory sites and uses the latest generation Plux22 decoder socket to provide the greatest potential range of functions for digital modellers.

THE MODEL


So what do you get? There are two choices: Digital Command Control (DCC) ready and DCC sound fitted. Here we will concentrate on the DCC sound fitted versions as they offer so much more operational

value than the analogue model. No matter which you choose, both are delivered with an outstanding level of detail – you can see that in the accompanying photographs – with photo-etched grilles, era-specific roof fittings, lavishly detailed bogies, correct pattern wheelsets, a fully detailed bufferbeam at both ends and a cab which looks like you could step inside – it really is that good.

Then you have the finishing. Sublime paint quality in all areas makes the exquisitely produced body moulding look even better and there are currently six models to choose from: D5000 in original plain green, 24063 and 24081 – the last in service – in BR blue, D5107 and

D5098 in BR green with small yellow warning panels and Southern Region allocated D5016 in BR green with lower white bodystripe.

The packaging developed for the Class 24 is top notch, with presentation kept as a primary objective throughout. The box is a metal presentation tin with embossed logos on the top. Removing the lid reveals the charcoal coloured foam packing material which, once removed, makes way to the plastic display case inside containing the locomotive. This is akin to a die-cast vehicle and the combination of screws securing it from underneath and a plastic blister over the top >>



means there is virtually zero chance of the model being disturbed in transit. The display case can also be used to showcase the model after purchase – simply take the lid off, remove the blister – and pop the lid back on and you have a dust free enclosure in which to display the Sulzer Bo-Bo in.

It is worth noting at this point that the SLW Class 24 is also the first ever ready-to-run locomotive to be offered with a choice of wheelsets, ready fitted. You can have 'OO', 'EM' and 'P4' wheels installed before delivery, showing more of what is possible at this level of production.

PERFORMANCE

Wheel choices, rather like buying a car, aren't the only options to tick as internal facilities can be upgraded for digital operation with a 'stay alive' pack also being available to

go with the standard, should you choose a DCC sound fitted model with Zimo MX645 Plux22 decoder.

Zimo's decoders are often discussed in the pages of *Hornby Magazine*, but in some cases we haven't highlighted some of their greatest features – all of which are exploited by the '24'. Firstly there is the onboard power management system to work with the Zimo SC68 'stay alive' pack used by SLW. Second there is the decoder's 'Smart Stop' ability which avoids stalling at a station stop – if it detects dirt on the track when the model stops it will creep almost invisibly forward using power from the 'stay alive' until it finds consistent track power, making the locomotive ready to depart

without any chance of stalling.

Thirdly there is Zimo's brake function. Brakes on a model locomotive? Do we really need them? Yes! We've operated a number of models with Zimo's braking function and it really is a quite simple but spectacular addition to a decoder's performance.

It all comes together to put you firmly in the driving seat. Reducing the speed steps down to zero is just part of the game with this feature as to bring the train to a controlled stop you need to use Function 2, a momentary function, to dab the brakes on to stop the train acting just as the vacuum brake handle in a locomotive would. It enhances the realism of the model's operation phenomenally, which brings me neatly onto the sound operation itself.


The sound functions of the Class 24 are in a league of their own. SLW has devised its own arrangement of speakers to determine the highest quality sound output possible for a 4mm scale model. Two speakers, similar to those found in iPads, have been incorporated into the chassis with their own sound chambers to enhance their output. Combined together these two features give

an unrivalled sound quality for a ready-to-run locomotive and show, without doubt, that thinking about the introduction of such features – and the components that will be used – can make a tremendous difference to the finished product.

On the track, as with the braking feature, you are fully in control of the locomotive. Startup includes options for pre-start checks and engaging of the power handle, while the driving experience can be handled in two ways – purely on speed steps or by manual intervention. Both have their positives and result in a lively and enthralling driving experience.

With the speed step control method you simply increase the speed on the handset and listen as the locomotive builds up power before settling down to cruising speed. You can also ramp it up to a high speed step level to get a higher power level on departure, reducing speed as you approach cruising levels. Using Function 6 cuts the engine sound back





Twin speakers make for an impressive sound output

The attention to detail in the cab is stunning, even down to the notices, fire extinguisher and seats.

Highly detailed cab interior

Sprung buffers and detailed bufferbeam

to coasting while releasing it restores engine power, making for a highly realistic drive. Notching back by one speed step takes the engine down a power level too for simple on the throttle driving.

Taking things a step further, and this takes a little skill with the function selection, you can manually override all the engine sounds using functions 23-26 (¼, ½, ¾ and full power) to simulate the engine working hard or undertaking a rapid departure. They can be used at random during the model's operation to suggest a train working on a gradient with a heavy train or knocking back the power on the level. It is compelling learning how to get the best out of the model, and the audio track when you work functions 23-26 is outstanding. Lighting too is on separate

functions for head, tail and cab lights increasing once again the performance and 'play value' of this model.

Beneath all this sound performance is an equally high performance chassis which delivers smooth uninterrupted power and the ability to shift scale length trains. It negotiates curves down to second radius with ease and was as happy with a short mixed goods as it was at the head of a rake of eight Mk 1s.

OVERALL

By now you will have realised that this model is something

special, an extraordinary recreation of an ordinary hard working locomotive to a standard that we all aspire to own.

You are probably wondering how much it costs and I hope you will be surprised to hear that the DCC ready version is priced at £160 and £260 for the DCC sound fitted version. An extra £30 gets a 'stay alive' upgrade for the sound version. That, for the complete package, is all very reasonable in our

book and frankly for the overall quality of the model value for money alongside contemporary ready-to-run products.

The combination of its chassis design, stunning detail and outstanding sound performance makes this a highly desirable model and definitely the best looking and most authentic Sulzer Type 2 we have seen yet in any scale. A wonderful tribute to this once common and very ordinary locomotive. (MW)

Maunsell 58ft rebuilds show **HORNBY CREDENTIALS**



HORNBY HAS DEVELOPED an enviable reputation for the quality of its carriages and perhaps most significantly for its impressive range of Maunsell corridor stock. Now, for the manufacturer's second new set of coaching stock in 2016, it has delivered the first round of its promised Maunsell non-corridor stock – and it is well worth the wait.

These carriages were rebuilds of London & South Western Railway 48ft wooden bodied stock. They were radically overhauled by the Southern Railway to go on new standard 58ft Maunsell steel underframes with extra bays being added to the bodies to match the new chassis length. The process was carried out during 1934 and

1935, resulting in these carriages retaining their Victorian charm, but with a new lease of life.

Hornby has produced four different vehicle types – the six-compartment Lavatory Brake Third (Diagram 98), six-compartment Lavatory Brake Composite (Diagram 418), nine-compartment Lavatory Third (Diagram 31) and an eight-compartment Brake Third (Diagram 99).

All are available in a choice of Southern Railway olive green and BR crimson colour schemes. For review we had the opportunity to inspect a full rake of the latter, which are delivered to Hornby's usual exacting standards of paint and lettering finish throughout.

The models themselves are a

delight to behold. Continuing the traditions of its Maunsell corridor stock, all are mounted on turned metal wheels and feature metal oval pattern buffers at each corner. Underframe detail is excellent too, reflecting the details of the prototypes accurately.

Moving upwards, the bodies sit inward of the full length running boards – again showing the heritage of the real vehicles – and have a very slight but noticeable curve to the lower bodyside. Panel lining, window frames, hinges and more are all reproduced superbly.

Grab handles are all separately applied and these really add to the quality look and feel of these vehicles. Inside, the seating pattern of each has been

reproduced with red seating in all Third Class compartments and blue for the First Class areas.

Completing the carriages is a pair of close couplings which are supplied separately for optional fitting. These are a worthwhile swap out for the fitted tension locks as they reduce the gap between vehicles and maintain that distance at all times. They also reduce 'bounce' when a train departs, making for more realistic operation.

This new collection of Maunsell non-corridor carriages is a great way to expand any Southern Railway or Southern Region passenger carrying fleet. They are superbly finished and will make a great formation to operate with the newly released Adams' 0415' 4-4-2Ts. (MW)





THE DETAILS

Manufacturer:	www.hornby.com
Cat No:	R4746
Description:	Maunsell 58ft non-corridor eight-compartment Brake Third
Cat No:	R4747
Description:	Maunsell 58ft non-corridor six-compartment Lavatory Brake Third
Cat No:	R4748
Description:	Maunsell 58ft non-corridor six-compartment Lavatory Composite
Cat No:	R4749
Description:	Maunsell 58ft non-corridor nine-compartment Lavatory Third
Scale:	'OO'
Price:	£39.99
Era:	4
Couplings:	Small tension locks in NEM pockets



OXFORD'S EASTERN WAGONS DEBUT




Two new ex-London North Eastern Railway (LNER) wagons have touched down from Oxford Rail offering new choices of steam era goods stock for 'OO' gauge.

New in are the LNER 10ton cattle wagon and LNER six-plank open wagon – both were announced in January by Oxford Rail. Our samples were delivered in British Railways period liveries with the cattle wagon displaying early BR bauxite and the six-plank BR grey. The colours chosen for the bodies are slightly lighter than what we are used to from contemporary products, but still

neatly done. Lettering is neatly applied too with fine printing of the solebar builder's plates.

The bodies are superbly made with some very neat moulding of rivet details, support straps and plank detail. Other commendable features include turned metal buffers, NEM coupling pockets with small tension lock couplings, turned metal wheels and intricately detailed chassis.

Both wagons ran freely and, although very light, were respectably stable in a long goods train. These are excellent additions to the Oxford Rail catalogue and extend its portfolio and reach in 'OO' gauge. (MW)



THE DETAILS

Manufacturer:	www.oxfordrail.com
Cat No:	OR76MW002
Description:	LNER six-plank open wagon E158266, BR grey
Cat No:	OR76CAT001
Description:	LNER 10ton cattle wagon E150467, BR bauxite
Scale:	'OO'
Price:	£9.95 and 10.95 each
Era:	4/5
Couplings:	Small tension locks in NEM pockets

Bachmann introduces...



READY-TO-RUN factory sound rarely stretches the boundaries, but Bachmann has done just that with this rather natty Graham Farish Class 108 Diesel Multiple Unit. Not only is this the first British outline out-of-the-box sound model in 'N', but also one which takes the driving experience beyond simply turning the speed control up and down.

The Class 108 was introduced in 2008 by Bachmann for its Graham Farish range and from the start it was aimed at being Digital Command Control (DCC) sound compatible, to a point at least. Space was provided for a speaker, but such has been the pace for change in digital sound that the enclosure was now irrelevant.

For this new version of the Class 108, delivered in BR blue with full yellow ends as a Midland Region set,

Bachmann has taken the bold step of changing its decoder supplier from its usual source of ESU to Zimo and using the latest cube speaker technology to deliver a model which really does drive like the real thing.

Inside is a MX646N sound decoder and a cube speaker in the driving car while the lighting functions of the trailer are taken care of by a Zimo MX681N decoder. Both are 6-pin decoders and provide all the functionality required for the model including smooth motor control, consistent lighting and an impressive 20 sound functions. As delivered, the model is set to address 0003 and will require operation in 128 speed step mode for the best performance.

Sound in 'N' gauge could be

regarded as a gimmick, but this model will change all that. The recordings and quality of sound output are outstanding, especially for a factory model, and is on a level with what you would expect from a high-end aftermarket sound decoder. Moreover, the driving experience is phenomenally accurate and realistic and puts you firmly in the driving seat.

There are two ways to drive the 108 which are explained in full in the accompanying data sheets. First, you can follow the gear change pattern laid down by increasing the speed – speed step 1 selects first gear, speed step 29 second gear,

step 44 for third and 56 for fourth gear. However, you also have total control over the gear changes too, making it possible to go through all four gears in as little as 3ft and without needing to reach high speeds. To do this, drive the model away from a stand and let the revs build in first gear, allow them to idle down then decrease the speed by one step and up by two and it will select second gear. You can repeat this at your discretion for third and, to set the model in fourth for cruising simply press F6 on the

Ice blue 'Covhops' look sweet

Bachmann's recent 'OO' gauge 23ton BR covered hopper wagon ('Covhop') returns in a new guise decorated in BR ice blue livery with Sugar branding, exclusive to The Model Centre (TMC).

Representing wagons that were converted for use on processed sugar beet operations between the mid-1960s and late-1970s, these latest variants from

Bachmann feature new tooling to reflect the detail differences.

Each pack contains four vehicles – B870785, B870803, B886629 and B886743. Decoration is superb with each wagon featuring a rich satin BR ice blue paint finish to the hopper and a black chassis. In addition to the pristine set, TMC's own weathered sets are also available with a choice of weathering finishes from light to heavy. (MC)



THE DETAILS

Supplier:	www.themodelcentre.com
Cat No:	38-500Z
Description:	BSC Sugar 'Covhop' wagons, Ice blue, pristine (pack of four)
Price:	£99.95
Cat No:	38-500ZTMC
Description:	BSC Sugar 'Covhop' wagons, Ice blue, weathered by TMC (pack of four)
Price:	£119.99
Scale:	'OO'
Era:	5-7

Zimo sound in 'N'

GO ONLINE!
VISIT WWW.HORNBYMAGAZINE.COM
TO SEE THIS IN ACTION

THE DETAILS

Manufacturer:	www.bachmann.co.uk
Cat No:	371-876DS
Description:	Class 108 DMU, BR blue
Price:	£269.95
Era:	6/7
DCC:	DCC sound fitted
Couplings:	Rapido couplings in NEM pockets



controller keypad. Turning F6 off and stepping the speed back by one returns the model to coast to allow it to slow for a station stop.

All this combined with the additional functionality of three horns, guard's whistles and buzzers and even door and window opening sounds builds up into one of the, if not the, most sophisticated and

drivable factory produced sound projects available today for the British market. And that's in 'N' gauge too – let's hope there is more to come on this level from Bachmann, as the new '108'

blows all of its previous sound models out of the water. (MW)

Virgin Mk2s

Virgin Trains' (VT) red and grey colour scheme is the latest livery to grace Hornby's 2015 introduced 'OO' gauge BR Mk 2e carriages (HM91).

Representing vehicles used on VT's locomotive-hauled Cross Country and West Coast operations until the early-2000s, this is the first time Hornby's new Mk 2s have carried this livery. Interestingly, numerous prototypes can still be seen in these colours with charter train operators today. A First Open is also to be released.

Decoration is generally well executed. Crisp parallel white bodyside lining, Virgin branding, numbering and lettering feature, together with yellow edged footboards and neatly printed no smoking signs on the tinted flush glazing.

Elsewhere, chassis and bogie detail remains the same as previous

BR and Intercity liveried models while Hornby's interior lighting bar is fitted to the ceiling. Door locking lights, which usually sit alongside the passenger entry doors on the real thing, are not represented. Bogies are fitted with metal wheels to aid pick-up together with small tension lock couplings in NEM pockets. (MC)



THE DETAILS

Manufacturer:	www.hornby.com
Cat No:	R4702
Description:	BR Mk 2e Tourist Open Standard 5801 with lights, Virgin
Cat No:	R4704
Description:	BR Mk 2e Brake Open Standard 9507 with lights, Virgin
Price:	£34.99
Scale:	'OO'
Era:	9
Couplings:	Small tension locks in NEM pockets

B-T forklift trucks

FOR THOSE wishing to add something a little different to their station forecourt or goods yards, these new 1:76 scale forklift trucks should fit the bill. Each pack contains two forklifts in a choice of traditional British Railways maroon and cream or British Rail yellow. Application of the gloss paint colour schemes is very good, with slight variation in the decoration of the vehicles in each twin-pack. As these models are a one-piece moulding, there are no moving parts although detail differences have been incorporated into the British Rail yellow pack, with one vehicle featuring a black protection 'cage' above the driver's seating position. Ideal for creating cameo scenes. (MC)



THE DETAILS

Supplier:	www.ayrey.co.uk
Cat No:	BTO L15
Description:	Forklift trucks twin pack, British Railways maroon and cream
Cat No:	BTO L16
Description:	Forklift trucks twin pack, British Rail yellow
Price:	£8.99
Era:	4/5 and 6-8 respectively

Co-op Leyland FG Trio



Recent additions to the B-T Models fleet include this trio of 1:76 scale lorries in Co-op liveries.

Each is based on the Leyland FG chassis with two flatbeds and a box van, two of which are decorated in the Co-op's signature blue and white colours. A third is

decorated in the red and black livery of Co-operative Fuels. Paint finish is up to Base Toys' usual standard while the coal lorry is also supplied with a small set of loaded and empty coal sacks. (MC)

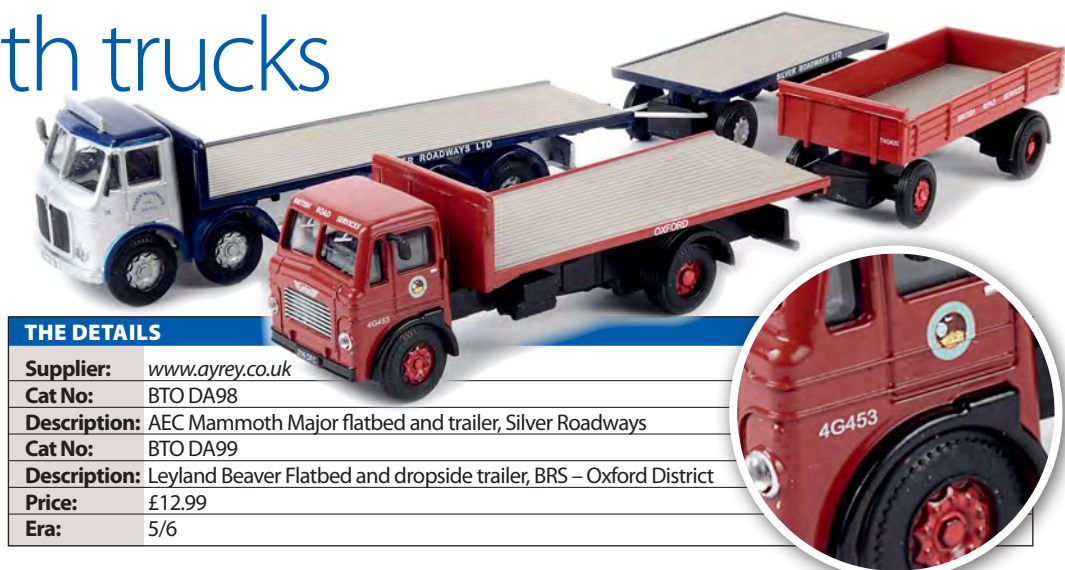
THE DETAILS

Supplier:	www.ayrey.co.uk
Cat No:	BTO DB01
Description:	Leyland FG coal lorry, Co-operative Fuels
Price:	£10.99
Cat No:	BTO DB02
Description:	Leyland FG flatbed, Co-op Dairy
Price:	£8.99
Cat No:	BTO DA95
Description:	Leyland FG van, Co-op Bakery
Price:	£7.99
Era:	5-7

Mammoth trucks

B-T Models' range of 1:76 scale lorries continues to expand with the release of these two goliaths of the road - AEC Mammoth Major and Leyland Beaver flatbeds with trailers.

With its eight-wheel chassis and drawbar trailer, the AEC Mammoth Major is an impressive model measuring 202mm when coupled, while the Leyland Beaver measures 192mm with its dropside trailer attached. Both are turned out well and have age related numberplates as well as Silver Roadways and British Road Services markings. Good value and available now. (MC)



THE DETAILS

Supplier:	www.ayrey.co.uk
Cat No:	BTO DA98
Description:	AEC Mammoth Major flatbed and trailer, Silver Roadways
Cat No:	BTO DA99
Description:	Leyland Beaver Flatbed and dropside trailer, BRS - Oxford District
Price:	£12.99
Era:	5/6

Cotters colours for Panorama



Carrying the attractive and eye-catching orange and black colour scheme of Scottish operator Cotter's Tours, is this latest 1:76 scale Plaxton Panorama release from Oxford Diecast.

Application of the rich gloss paint finish is very good with excellent density throughout. Printing is equally outstanding with destinations in gold block along the roofline and operator branding liberally applied to the sides, front and rear. Simply stunning. (MC)

THE DETAILS:

Manufacturer:	www.oxforddiecast.com
Cat No:	76PAN003
Description:	Plaxton Panorama, Cotters
Price:	£15.95
Era:	5/6

Oxford Volvo Amazon debuts



New to the Oxford Diecast range of 1:76 scale vehicles, is this Volvo Amazon four-door saloon. Designed by Jan Wilsgaard, more than 660,000 Volvo 120 series were

built between 1956 and 1970. This delightful new model represents a vehicle registered in 1967 and captures the look and solid nature of the real thing. (MC)

THE DETAILS

Manufacturer:	www.oxforddiecast.com
Cat No:	76VA001
Description:	Volvo Amazon, light green
Price:	£4.95
Era:	4-6

Oxford Marina gets Fire Service treatment



Oxford Diecast's 1:76 scale Morris Marina 1.3L has been turned out in Heathrow Airport Fire Service livery. The vehicle represents a fire support vehicle from the 1980s,

registered KLA 12V. Finished in gloss red, it also carries three roof mounted beacons – two blue and one orange – the latter required for airside movements. (MC)

THE DETAILS

Manufacturer:	www.oxforddiecast.com
Cat No:	76MAR005
Description:	Morris Marina, Heathrow Fire Service
Price:	£4.95
Era:	7/8

Southdown PD2 pulls into the shops

Oxford Omnibus' 1:76 scale Leyland Titan PD2/12 receives Southdown Motor Services distinctive apple green and primrose livery for its latest outing.

Finished as KUF 708, the model represents a vehicle new to the operator in 1951 with open rear platform and half-drop window openings. Bearing the hallmarks of previous releases, this latest arrival carries Route 31 destination blinds to Southsea via Bognor Regis and Chichester.

Another supreme Southdown release which is sure to please collectors of this sought after operator's vehicles. (MC)

THE DETAILS

Manufacturer:	www.oxforddiecast.com
Cat No:	76PD2003
Description:	Leyland Titan PD2/12, Southdown
Price:	£19.95
Era:	4/5



Hornby marks HST 40th ANNIVERSARY



CELEBRATING 40 years in frontline service this year, the Inter-City 125 High Speed Train (HST) makes a welcome return to the Hornby range in its original BR yellow, blue and grey livery.

First introduced to BR Western Region passenger service during 1976, the HST revolutionised train travel across the country, with eventual introduction on BR Eastern, Midland and Cross Country services.

Hornby's latest 'OO' gauge Class 43 power car pairing represents the first two units from set 253001

Scenecraft fulfils MODELLERS' DREAMS

Who hasn't dreamt of owning a model shop? Well, now you can, thanks to this new 'OO' gauge model centre from Bachmann's Scenecraft range. Cast in resin and hand finished it has Model Centre signage too. A well-stocked shop interior is included with a printed background and this useful 20mm deep building is available now. (MC)



THE DETAILS

Supplier:	www.bachmann.co.uk
Cat No:	44-275
Description:	Low relief model shop
Price:	£28.95
Era:	8/9

Scenecraft services modern diesels



For modellers of the modern railway, Bachmann's range of 'OO' gauge buildings and accessories is bolstered with the arrival of this new servicing point similar to the structures seen at depots such as Great Western Railway's Diesel Multiple Unit facility in Exeter.

Formed mainly in cast resin, moulded detail is very good with well-defined corrugated walls, roof, cross-members and pipe runs, while a number of separately applied parts are also fitted including hosepipes, stop boards, safety signage and overhead lights.

Decoration is good with Bachmann achieving a suitably weathered realistic grey paint finish, relieved with light blue

roof edging. Hose reels have been picked out in yellow and lights coloured white, while warning signs and vehicle stop indicators are represented by transfers.

Measuring 330mm x 26mm, its modular design means you could also add extra sections to extend the length if your depot area, and budget, allows.

This new servicing point fills another gap for the contemporary modeller. (MC)

THE DETAILS

Supplier:	www.bachmann.co.uk
Cat No:	44-0053
Description:	Servicing point
Price:	£57.95
Era:	9



comprising W43002 and W43003 which correctly feature silver BR double arrows together with the initial form of Inter-City 125 lettering in silver with black infill. Other details include representation of the translucent roof panels and removal of the roof exhaust cowlings, plus the inclusion of the small windows in the guard's compartment and appropriately lettered doors each side.

Elsewhere, the high-fidelity features are still there such as opening cab doors, detailed cab interiors, flush glazing, see-through

THE DETAILS

Manufacturer:	www.hornby.com
Cat No:	R3403
Description:	BR Class 43 Inter-City 125, 40 th Anniversary pack
Price:	£219.99
Era:	7
DCC:	DCC ready, 8-pin socket
Couplings:	Cranked medium tension lock couplings in NEM pockets

radiator slats, directional lighting, heavy chassis, five-pole skew wound motor, 8-pin Digital Command Control decoder sockets and more. Presented in commemorative

packaging in recognition of the prototype's 40 years of high-speed passenger service, just 1,000 certificated models have been produced. (MC)

RECOMMENDED READING

Railway Wagon Plans

1960S TO THE PRESENT

Author: John L Fox


Publisher: Ian Allan Publishing

Website: www.ianallanpublishing.com

ISBN: 978-0-7110-3843-1

Price: £27.50

Spec: 192 pages, hardback



AIMED AT the modern era modeller, as the title suggests, this reference work from John L. Fox presents a collection of railway wagon plans covering prototypes from the 1960s to the current day.

A weighty volume, it contains more than 60 plans covering tank wagons, container flats, hopper wagons, nuclear flasks, well wagons, open wagons and more and is ideal for 'OO' scale modellers. Each plan is drawn to 4mm scale and features three elevations together with additional break-out diagrams where necessary. A useful conversion chart has also been included to aid modellers in other scales.

Prototype colour photographs are also included to accompany the plans and help put drawings into context while a separate section containing wagon load drawings is also included. These plans cover containers, 'tanktainers' and even military vehicles.

The author, a trained draughtsman and railway modeller, has capitalised on his skills which has developed into a useful reference work for modellers of modern-era wagon types.

Ideal for scratch-building or ready-to-run detailing alike. (MC)

C=Rail releases new containers

THE DETAILS


Manufacturer:	www.c-rail-intermodal.co.uk
Description:	8ft 6in 40ft ISO containers in assorted liveries
Price:	£7.50 (dry boxes), £9.50 (reefer)
Era:	6-9

Fresh from C=Rail Intermodal are four new 40ft containers with some intriguing livery variations and end-door styles. The Freightliner and Genstar versions date back to the 1980s while the Maersk Sealand 'reefer' and the deceptively plain Cronos dry-box design suit 21st century operations. Printing, as ever with C=Rail, is superb and the level of detail – of the refrigeration equipment especially – is outstanding. (TS)



New chassis for 'Mickey Mouse' tank

GO ONLINE!
VISIT WWW.HORNBYMAGAZINE.COM
TO SEE THIS IN ACTION



THE LATEST LOCOMOTIVE to receive a new chassis in the Bachmann Branchline 'OO' gauge catalogue is the Ivatt '2MT' 2-6-2T. Following on from the 'V3' 2-6-2T (HM110), the Ivatt's old split chassis has been consigned to history with a new die-cast chassis housing a powerful can motor taking its place.

The new chassis is Digital Command Control (DCC) ready too with a Next18 socket positioned at the rear beneath a cover in the cab. Access is simple with two screws below the bunker requiring removal to allow the body to be lifted clear.

Bachmann has provided space for a 15mm x 11mm cube speaker, speaker wire routing over the motor

and ample space for a Next18 decoder on the main Printed Circuit Board (PCB). The PCB also has solder pads for lights and the speaker wires to aid installation.

On the track the new chassis is nothing short of superb. Smooth running and effortlessly quiet, our sample's performance was way above anything seen before for this 2-6-2T which used to waddle along like many other split chassis models. Haulage capacity is ample, with 41243 handling a seven-coach train with ease. NEM coupling pockets with small tension locks are also provided on the new chassis.

The accessory pack includes a neat set of metal guard irons which are suitable for use when

THE DETAILS

Manufacturer:	www.bachmann.co.uk
Cat No:	31-440
Description:	Ivatt '2MT' 2-6-2T 41243, BR lined black
Price:	£129.95
Era:	4
DCC:	DCC ready, Next18 socket
Couplings:	Small tension locks in NEM pockets

the model is operating on wider curved track. Also in the pack are dummy screw link coupling, steps, cylinder drain cocks, brake pipes and brake rigging which add greatly to the look of the model.

Externally nothing has changed from previous generations and the single piece body with added details. It does have separately fitted

handrails, lamp irons (although overscale), turned metal safety valves, under tank piping, brake shoes and sandpipes to assist in the model's looks. Decoration is excellent throughout.

The new chassis for the 2-6-2T is a great upgrade which makes this useful model more ready for the 21st century. (MW)

RECOMMENDED READING

AMBERLEY SPOTTING DAYS...

AMBERLEY Publishing's series of Spotting Days titles is bolstered with the reissue of three more former Strathwood volumes, covering the Eastern Region during the 1960s and 1970s and the Western Region during the 1970s.

Sixties Spotting Days around the Eastern Region includes plenty of steam traction, the transition from steam to diesel and many

other interesting images such as English Electric *Deltic* in passenger service. Both *Seventies Spotting Days* volumes are mainly BR blue era, although the growing steam preservation scene is also represented in each.

Captions lack some clarity and detail in places, but it is the photographs which stand out as a modeller's reference for liveries, train formations and weathering effects. (MC)

THE DETAILS

Title:	<i>Sixties Spotting Days around the Eastern Region</i>
ISBN:	978 1 4456 6067 7
Title:	<i>Seventies Spotting Days around the Eastern Region</i>
ISBN:	978 1 4456 6069 1
Title:	<i>Seventies Spotting Days around the Western Region</i>
ISBN:	978 1 4456 6089 9
Author:	Kevin Derrick
Publisher:	Amberley Publishing
Website:	www.amberley-books.com
Price:	£14.99
Spec:	96 pages, softback

'Black Motor' returns in BR guise



Hornby's 'OO' gauge London & South Western Railway (LSWR) Drummond '700' (HM98) returns as 30346 in BR black with late crests.

Hornby's model depicts the prototype allocated to 70B during its last years of service.

Decoration is up to Hornby's usual high standard, featuring a high quality satin black paint finish with copper-coloured pipework,

decorated open cab interior, crisply printed cream numbers and a pair of wooden-coloured perches for the locomotive crew.

Ablly assisted by its die-cast boiler, our sample ran smoothly, confidently and quietly. Fitted with an 8-pin Digital Command Control decoder socket located within the semi-permanently connected tender, the model is also

THE DETAILS

Manufacturer:	www.hornby.com
Cat No:	R3420
Description:	Drummond '700' 0-6-0 30346, BR black, late crests
Price:	£114.99
Era:	5
DCC:	DCC ready, 8-pin socket
Couplings:	Small tension locks in NEM pockets

supplied with a pack of detailing parts including brake rodding and

a small tension lock coupling. Simply superb. (MC)

TMC nets Birds Eye 'Conflats'



New from The Model Centre (TMC) of North Yorkshire, is this exclusive set of Bachmann 'OO' gauge BR 'Conflat' wagons with AF containers in the distinctive livery of frozen food giant Birds Eye.

Each pack contains three BR bauxite liveried 'Conflats' together with six individually numbered AF containers, each bearing 'Empty to

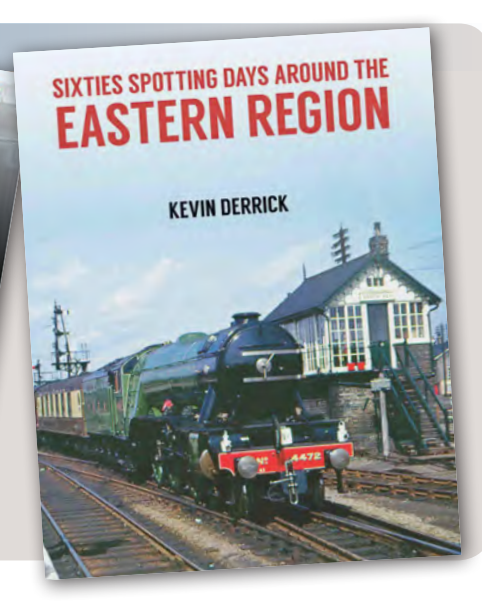


Yarmouth Sth Town (G.E.)' lettering.

Available in pristine or TMC weathered variants, decoration is very good. TMC's own weathered versions are also nicely finished with an even covering of road dirt.

Limited to 504 packs, metal wheels and small tension lock couplings in NEM pockets complete these colourful wagons. (MC)

THE DETAILS

Supplier:	www.themodelcentre.com
Cat No:	37-975Y
Description:	BR Conflats with Birds Eye AF containers, pristine (triple pack)
Price:	£59.95
Cat No:	37-975Y TMC
Description:	BR Conflats with Birds Eye AF containers, weathered by TMC (triple pack)
Price:	£69.95
Era:	4/5
Couplings:	Small tension locks in NEM pockets



Dapol launches new 'OO' signals

THREE NEW SIGNALS have been released by Dapol extending its useful range of ready-to-run semaphores for 'OO' gauge. New in are Southern Railway rail-built signals in stop and distant format together with a Great Western Railway lower quadrant stop signal with a round post.

All three employ the same mechanism. A motor is mounted in the threaded plastic base which has a plastic nut to secure the signal in place. Each requires a 14mm wood drill to create a suitable position for the signal and

they can then be connected as per the instructions to either an analogue panel or the specially developed SC3 accessory decoder by Train-Tech for operation on a Digital Command Control layout.

Build quality and detail was excellent with all our samples with each operating perfectly from the box under digital control. The lenses are illuminated by an LED mounted at the top of the signal.

The installation method developed by Dapol for these signals is simple and takes just a few minutes' work to fit onto a layout.

Excellent and available now. (MW)

THE DETAILS

Manufacturer:	<i>www.dapol.co.uk</i>
Cat No:	4L-001-003
Description:	GWR stop signal, round post
Cat No:	4L-003-003
Description:	SR rail-built stop signal
Cat No:	4L-003-004
Description:	SR rail-built distant signal
Scale:	'OO'
Price:	£30.45 each
Era:	3-8

Yard crane and loading gauge

New to the Bachmann 'OO' gauge Scenecraft range is this goods yard crane and loading gauge set.

Loading gauges were usually placed close to the exit at goods yards to ensure wagon loads remained clear of bridges, awnings and other structures during their onward journey while the crane was used for loading and unloading heavy items within the yards.

Both items are formed from resin and metal components, the static crane featuring a sizable mechanism at the base and small hook at the boom end. The loading gauge features a neatly painted weathered structure from which a fine metal loading gauge is suspended. Each is neatly decorated and mounted on a resin base, although our loading gauge review sample appeared slightly out of true on arrival. (MC)

THE DETAILS

Supplier:	<i>www.bachmann.co.uk</i>
Cat No:	44-0036
Description:	Yard crane and loading gauge
Price:	£34.95
Scale:	'OO'
Era:	4/5

Railtec Transfers full-depth waterslide nameplates

Railtec Transfers have launched an exciting new range of waterslide nameplate transfers that provide fully three-dimensional raised detail. As these photographs suggest, they have all the depth and relief of an etched plate but are easier to cut out, apply and adjust. Advances in printing technology ensure the carrier film is restricted to the immediate area



of the design so the plates only need to be loosely trimmed to shape, soaked in water

THE DETAILS	
Manufacturer:	<i>www.railtec-models.com</i>
Cat No:	Various
Description:	Relief-printed nameplate transfers
Price:	£4.50-£6.50

and slid into position – as a result there are no shiny patches on the model where the film shows through. The range is expanding

fast – plates and numbersets for the newly named 37558 Avro Vulcan XH558 became available within an hour of the naming ceremony. (TS)

Artitec bicycles

New from Dutch model company Artitec is this pack of 'HO' scale bicycles. Containing a set of incredibly fine ready assembled etched brass push bikes, each pack contains four different styles of bicycle which come neatly ready painted with the frame, wheels, mudguards, handlebars and saddle all picked out in separate colours. Our review samples featured blue, light grey, dark grey and orange coloured frames, which were all neatly applied.

Delightful, delicate and yet remarkably robust. (MC)



THE DETAILS:

Supplier:	www.ayrey.co.uk
Cat No:	ATT 387218
Description:	Bicycles, Set A
Price:	£10.99
Scale:	'HO'
Era:	8/9

Trains and Tracks liquid pigments



Lifecolor has added a new pack of railway specific colours to its increasing portfolio of Liquid Pigment sets. These colours come in a six pack which includes a 22ml pot of remover which can be used to modulate and adjust the pigments after application.

THE DETAILS

Supplier:	www.airbrushes.com
Cat No:	LP05
Description:	Trains and Track liquid pigments
Scale:	Any
Price:	£17.50
Era:	Any

The colours in the set are smoke, carriage grime, brake dust, frame dirt and rail dust. All are pre-mixed washes which can be applied by brush or airbrush and create authentic weathering effects when combined with other mediums. We tested them out on the body of a Hornby BR crimson LMS CCT – the pigments washing into the panel lines and highlighting bolt heads just as their description suggests.

As an expansion and variation in weathering methods this new pack will have great value for railway modelling. We can certainly see plenty of use for it in detail weathering. (MW)

Rapid retaining walls

Retaining walls make a great backdrop for a railway scene and Sherwood Models has begun importing the Merkur range of walling which is made from expanded polystyrene with an embossed finish and foam backing. Two types are available: 120mm high with six arches intended for 4mm:1ft scale and 62mm high with 12 arches intended for 'N' gauge, although both could be used in the larger scale. The walling is flexible and factory finished in a dark grey stone colour. They can be glued in place as delivered or painted and weathered for a more detailed finish. These are a simple and relatively inexpensive means of introducing a good looking wall as a backdrop. Available now from Sherwood Models. (MW)



THE DETAILS

Supplier:	www.sherwoodmodels.co.uk
Cat No:	501011
Description:	120mm high, 500mm long six arch retaining wall
Cat No:	504011
Description:	62mm high, 500mm long 12 arch retaining wall
Scale:	'OO' and 'N' respectively
Price:	£7.99 and £6.99 respectively
Era:	All

Raven's 'Q6'

Heavy freight locomotives have always been required for mineral traffic. With the arrival of Hornby's new model of the 'Q6' 0-8-0 in June (HM110)

EVAN GREEN-HUGHES looks at the story of a design which dominated goods work in the north east for more than five decades.



The 'Q6s' were tasked with challenging loads and routes, such as their power. On September 1 1967 63395, now preserved, climbs Seaton bank with a train of coal empties from Sunderland South Dock to South Hetton. Mike Fox/Rail Archive Stephenson.



Raven 'Q6' 0-8-0
63455 passes
Greenside with
a train of scrap
for Consett in
1958. Cecil Ord/
Rail Archive
Stephenson.



IN THE AREA AROUND DURHAM the countryside bristled with coal mines, steelworks, quarries and sea ports. In the early years of the 20th century this area provided a massive amount of goods traffic for the railways and as a result Wilson Worsdell of the North Eastern Railway (NER) had designed a very heavy 0-8-0 tender engine which had the whole of its weight available for adhesion and braking. This class, the 'Q5', ran to 90 examples, the last of which was constructed in 1911.

When Worsdell retired in 1910 his place was taken by Vincent Raven, a 51-year-old from East Anglia who had spent his entire career with the NER and who had worked his way up through the ranks. He did not seek to radically change the company's locomotive policy but set about improving the designs he already had, amongst them the 'Q5s'. His arrangement copied the frames, cylinders and mechanical arrangement of the earlier engine but was fitted with a larger boiler which had a firebox six inches longer than on the older design which made the new locomotives a foot longer than previously.

The first of what were then known as the 'T2' class emerged from Darlington Works in 1913 – later, under the London and North Eastern Railway (LNER), they were classified 'Q6'. As developments of the earlier engines they were familiar to the engine crews and because they were more powerful than before they were universally liked. Construction of the class continued at Darlington until 1919, at which point production switched to contractor Armstrong Whitworth in Newcastle, finally ending in 1921.

INTO SERVICE

On introduction to service, the first 20 engines were split between West Auckland shed in County Durham and Dairycoates shed in Hull and then the next batch of 10 were shared between Hull and Tyne Dock. Electric locomotives soon displaced the 'Q6s' from much of the work at West Auckland, after which they became widely dispersed throughout the system. In 1920 the class could be found at 11 sheds, including Tyne Dock, Carlisle, Leeds Neville Hill, Hull Dairycoates and Stockton.

They were mainly employed on heavy >>

coal trains from the collieries to bulk users such as steelworks, on limestone traffic, aggregates and steel trains. Other duties included working from Hull to Manchester via the Woodhead route, Immingham to Yorkshire and regular runs into the Doncaster area. During the depression of the early 1930s some engines were laid up for lack of work with several being stored at Darlington in this period, usually after works repair.

There were very few modifications made during the build, or indeed throughout the life of the class, although in 1916 Raven altered the arrangement of the boiler tubes so that a higher level of superheating could be employed. Boiler pressure was also increased from 160psi to 180psi to provide even more power and in LNER days the boiler was further changed and replacements were built with a third arrangement of tubes and with the dome positioned further back than previously. After the Second World War the Ministry of Transport authorised the LNER to convert 450 of its heavy freight engines to oil burning and in anticipation of this more changes were made to the superheater elements. However the project did not proceed and all engines concerned continued to burn coal for the rest of their careers.

In 1938 the LNER introduced a scheme to concentrate particular classes at as few sheds as possible and as a consequence some places, such as Stockton and Selby, lost their allocation of 'Q6s'.



Sporting LNER black, 'Q6' 2264 passes through Goole station with an eastbound goods train in 1937. Rail Archive Stephenson.

By the following year only 10 depots still had them with the majority being at Hull, Gateshead Borough Gardens, Newport and Blaydon. Their duties remained largely unchanged however.

During 1943 a further reduction was made to the number of sheds to which they were allocated and no less than 50 were then based at Newport in the Darlington area and 30 at Leeds Neville Hill with all the others at Hull Dairycoates, Stockton, Consett, Selby and Borough Gardens. Further changes were soon made as the locomotives were found to be shedded in places inconvenient for their duties and consequently most of the Neville

Hill allocation was sent further north to places like Darlington and Consett.

OFF REGION

During the war years the class ventured further afield and made frequent visits to Edinburgh on goods work, but were viewed with some disdain by the Scottish enginemen who by that time had become used to modern mixed traffic engines such as the 'V2' 2-6-2s. The class also regularly worked to Peterborough and March and was used extensively on the East Coast Main Line south of Doncaster for the first time. They also reached the Cheshire Lines and Liverpool. However with the end



'Q6' 2236 has steam to spare as it heads north out of Darlington with a down goods on September 6 1930.

William Rogerson/Rail Archive Stephenson.

STATISTICS

Designer:	Vincent Raven
Built:	1913-1921
Withdrawn:	1960-1967
Builder:	North Eastern Railway, Darlington and Armstrong Whitworth
Purpose:	Heavy freight
Power classification:	'6F'
Wheel arrangement:	0-8-0
Weight (locomotive):	65ton 18cwt
Weight (tender):	44tons 2cwt
Driving wheel diameter:	4ft 7¼in
Wheelbase (including tender):	42ft 7¾in
Boiler:	Parallel, 5ft 6in diameter
Boiler pressure:	180psi
Cylinders:	Two, outside, 20in x 26in
Tractive effort:	28,800lbs
Number in class (BR):	120



of the conflict the 'Q6s' were once again concentrated on their traditional traffic in the North East with most being based in County Durham or Teesside and still used on heavy coal and mineral trains.

An unusual transfer was that of two 'Q6s', 63355/63373, to Kirkby Stephen in 1955 where they were required for heavy freight work between there and Tebay, a duty that had previously been carried out by 'Q5s'. The heavily graded Kippax branch near Leeds also offered regular work for the class while other favoured duties involved going up and down Heselden or Seaton banks in the North East. Latterly there was a duty from West Hartlepool to Coxhoe which conveyed dolomite in containers for which the 'Q6' was the preferred traction. Because they were not fitted with train brakes, the 'Q6s' never found employment on passenger duties.

It is perhaps a testament to how good the 'Q6s' were that the class survived intact right up until 1960, almost to the end of steam. In that year 63372 was taken out of service following collision damage and during the following seven years all the remainder followed, displaced initially by BR '9F' 2-10-0s but later by English Electric Class 37s.

SOLE SURVIVOR

The last was withdrawn in 1967 but one, 63395, was to survive having been set aside for purchase by the North Eastern Locomotive Preservation Group. Work soon started on its restoration at Tyne Dock shed

Pelaw station is deserted as 'Q6' 63395 passes through with a loaded coal train from South Hetton to Tyne Yard on September 1 1967. Mike Fox/Rail Archive Stephenson.



and a few months later the engine was taken to Hartlepool for hydraulic testing. A further move to Thornaby shed was made the following year where the boiler was re-tubed, hydraulically tested and steamed. Train vacuum braking equipment was fitted during this period. With this work completed, the 'Q6' moved in steam to Grosmont on the North Yorkshire Moors Railway where it arrived in June 1970.

Now fitted with vacuum brakes for working passenger trains for the first time 2238, as it had become, worked until 1983 when it was withdrawn for overhaul. The locomotive then remained in store for 18 years and it wasn't until 2001 that the

boiler was removed for attention. A full overhaul was completed by 2007, following which the locomotive was placed back into service. Recently it has appeared in light steam at the 'Shildon Shed Bash' event at Locomotion alongside *Flying Scotsman*.

The 'Q6s' were simple rugged locomotives designed for very heavy work in the most arduous of circumstances. Their large boilers and eight driving wheels gave them tremendous power and grip. It is a great credit to Raven that they survived almost until the very end of steam on the main line and that one has survived for us to enjoy in the present day. [1866rail](#)



With an up goods consisting mainly of bolster wagons, 'Q6' 63348 passes Chaloner Whin in 1958. Cecil Ord/Rail Archive Stephenson.

PHONE/ORDER HOTLINE

(0114) 2551436

Open 9:00am - 5:00pm

24 Hr Answerphone service for orders



RAILS OF SHEFFIELD

SHOP OPENING HOURS:

9:30am - 5:00pm

Monday - Saturday

Free parking outside the door!

HORNBY

HORNBY

FULL RANGE STOCKED AT BARGAIN PRICES

R3115	BR 4-6-2 Unrebuild West Country Class 'Exeter' BR Grn #34001	£124.50
R3233	LNER Black 4-4-0 D16/3 Class - Pre 1948 Locomotive 8825	£79.50
R3261	Network Rail 0-6-0 Class 08 417 Diesel Shunter	£79.50
R3266	BR Sub-Sector Co-Co Diesel Electric 'Quinga' Class 60090	£139.50
R3299	'Going Home' - 1945-2015: 70th Anniversary of the end of the Second World War Train Pack - Limited Edition	£195.00
R3300	Sir Winston Churchill's Funeral Train Pack - Limited Edition	£239.50
R3302	1940: Return from Dunkirk Train Pack - Limited Edition	£179.50
R3310	BR 4-6-2 'Bude' West Country Class - Late BR	£124.50
R3311	BR 4-4-0 'Westminster' Schools Class - Early BR	£119.50
R3323	BR Black 4-6-0 'Black 5' Class SMT - Late BR Locomotive 44694	£119.50
R3324	LNER 0-6-0 T05 Class Locomotive	£79.99
R3325	BR 0-6-0 T05 Class Locomotive - Early BR	£69.50
R3326	BR Black 0-6-0 T05 Class Locomotive - Late BR	£69.50
R3333	BR 4-4-2T Adams Radial 415 Class - Early BR	£105.50
R3334	BR 4-4-2T Adams Radial 415 Class - Late BR	£105.50
R3335	LSWR 4-4-2T Adams Radial 415 Class - LSWR Preserved	£105.50
R3337	The Silver Jubilee Collection - 80th Anniversary Ltd Edition Set LMS 4-6-2 'Duchess of Hamilton' Princess Coronation Class Locomotive 6229	£450.00
R3342	BR Blue Class 08 489 Diesel Shunter	£119.50
R3343	First Great Western Class 08 822 Diesel Shunter 'John'	£89.50
R3356	RailRoad BR 2-10-0 Crosti Boiler 9F Class (Early BR) Heavily Weathered	£99.50
R3374	BR Class 71 '71012' - BR Blue	£126.50
R3382TTS	BR 4-6-2 'Holland-Afrika Line' 35023 Merchant Navy (Unrebuild) Early BR with TTS Sound	£159.50
R3384TTS	BR 4-6-0 'King George I' 6000 King Class, Late BR-TTS Sound	£164.50
R3393TTS	RailRoad RID Class 47 47033 with TTS Sound	£64.50
R3404	BR 2-6-4T 42334 Fowler 4P Locomotive	£107.50
R3405	LNER 0-6-0 T05 Class Locomotive	£72.50
R3409	BR 4-6-0 'King William IV' 6000 King Class Late BR	£142.50
R3410	BR 4-6-0 'King Henry III' 6000 King Class - Early BR Locomotive	£142.50
R3411	SR 4-6-0 8227 Maunsell S15 Class Locomotive	£119.50
R3412	BR 4-6-0 30842 Maunsell S15 Class - Early BR	£99.50
R3424	LNER 0-8-0 Raven Q6 Class Locomotive	£117.50
R3425	BR 0-8-0 Raven Q6 Class - BR Early Locomotive	£117.50
R3426	BR 0-8-0 Raven Q6 Class - BR Late Locomotive	£117.50
R3427	Peckett 0-4-0T W4, Base Livery 563 'Dodo'	£68.50
R3428	Peckett 0-4-0T W4, Manchester Ship Canal	£68.50
R3429	Peckett 0-4-0T W4, Huestley & Palmer	£68.50
R3430	LNER 4-6-0 Holden B12 Class Locomotive	£121.50
R3431	BR 4-6-0 Holden B12 Class - BR Early Locomotive	£121.50
R3433	LNER 4-4-0 'Claud Hamilton' D16/3 Class Locomotive	£106.50
R3434	SR 4-6-2 'Channel Packet' '21C1' Merchant Navy CI (Un-Rebuild)	£139.50
R3435	SR 4-6-2 'Clan Line' '21C3' Merchant Navy Class (Un-Rebuild)	£139.50
R3436	BR 4-6-2 'Clan Line' '35028' Merchant Navy Class (Un-Rebuild) - Early BR	£139.50
R3441	LNER 4-6-2 'Sir Murgough Wilson' A4 Class Wartime Bk Loco	£129.50
R3443	NRM BR 4-6-2 'Flying Scotsman' 60103 A3 Class, Brunswick Grn	£149.50
R3444	BR 4-6-2 'Thomas Hardy' Britannia Class - Early BR	£129.50
R3447	LNER 4-6-0 'Kilveston Hall' B17 Class Locomotive	£124.50
R3448	BR 4-6-0 'Welbeck Abbey' B17 Class - Early BR	£124.50
R3456	BR 4-6-0 'Sir Henry de Revel' N15 King Arthur Class	£137.50
R3457	SR 4-4-0 116 Class T9 Locomotive	£109.50
R3459TTS	BR Black (Early) Fowler Class 2P 4-4-0 Locomotive 40626 with TTS Sound	£99.50
R3462	BR 2-8-0 '4287' 42x Class - Late BR	£84.50
R3465	LNER 0-6-2T 4765 N2 Class Locomotive	£72.50
R3466	0-6-0ST J94 Class '22' 'United Steel Company' Locomotive	£64.50
R3471	NSE Co-Co Diesel Electric 'Indomitable' 50026 Class 50 Diesel	£132.50
R3478	FGW Western Region 'The Corps of Royal Electrical and Mechanical Engineers' Class 43 HST Pack	£189.50
R3479	Class 60 60066 Drax Diesel Locomotive	£137.50
R3485	0-6-0 'Laura Diesel Depot' Class 08 Diesel Shunter	£107.50
R3486	Co-Co Diesel 'DP World London Gateway' '66185' CI 66 Loco	£77.50
R3487	Co-Co Diesel 'James Nightingale' '66079' Class 66 Locomotive	£77.50
R3497	RailRoad BR 'D9016' Class 55 Diesel Electric	£51.50
R3500	The Sir Nigel Gresley Collection	£475.00

See our website for full Hornby 2016 range.

PRICE PROMISE

We guarantee the price of our forthcoming releases for Locomotives, coaches and wagons to be at least 10-25% less than the RRP at the time of release. We also offer large discounts on many of our railway accessory ranges.

We continually monitor other retailers to ensure that our prices are always competitive.

JUST LOOK FOR THE



BACHMANN

BACHMANN

FULL RANGE STOCKED AT BARGAIN PRICES

30-049	The Permanent Way Train Set (with Digital Sound)	£233.70
30-130	Military Manoeuvres Train Set	£144.45
30-165	The Triquet Flyer Train Set	£152.95
30-430	Capital Commuter Train Set	£178.45
31-003A	Robinson Class 04 63762 BR Black Early Emblem Weathered	£103.50
31-004A	Class 450 4 Car EMU 450073 South West Trains	£111.50
31-041	Class 450 4 Car EMU 450127 South West Trains Weathered	£224.95
31-119	BR Standard Class 4MT #70535 BR Black L/Crest - Weathered	£271.95
31-204	Patriot Class 5320 'Sir Frank Reel' LMS Crimson	£135.95
31-219	Patriot Class 4-6-0 'Giggleswick' #45538 BR Green Early Emblem	£131.50
31-379	2EP 2 Car EMU 5771 BR Green Small Yellow Panel	£175.50
31-426B	4 CEP 4 Car EMU 7122 BR (SR) Grn Sm Yellow Warning Panel	£254.96
31-427B	4 CEP 4 Car EMU 7106 BR Blue & Grey	£254.96
31-434	Midland Class 1F 41803 BRITISH RAILWAYS Black	£76.50
31-435	Midland Class 1F 41726 BR Black Early Emblem	£76.50
31-440	Invatt Class 2MT 2-6-2 Tank #41243 BR Lined Black Early Emblem	£110.46
31-441DC	Invatt Class 2MT 2-6-2 Tank #41291 BR Lined Black Late Crest (DCC on-board)	£131.71
31-461A	C Class 0-6-0 1294 Southern Railway Black	£89.50
31-462A	C Class 0-6-0 31227 BR Black Early Emblem	£89.50
31-480	G2A 9376 LMS Black with Tender Black Cab	£95.50
31-481	Invatt Class 2MT 2-6-2 Tank #41243 BR Lined Black Early Emblem	£99.50
31-528A	Class 42 60529 'Pearl Diver' BR Electric Blue Green Late Crest	£135.95
31-531	Class 42 60536 'Trimburst' BR Lined Green Early Emblem	£135.95
31-614	Class V3 Tank #67609 BR Lined Black Late Crest Cranked Pipes	£110.46
31-615	Class V3 Tank #67690 BR Lined Black Early Emblem	£110.46
31-627B	Class 3F 3520 LMS Black Dealey Tender	£97.71
31-656	Class 47 47256 BR Green Full Yellow Ends (TOPS) Weathered	£119.50
31-679	Type ALS Electric #E3095 BR Electric Blue Small Yellow Panel	£107.95
31-728	GWR 3700 Class 3708 'Killarney' Great Western Green	£118.96
31-883	Midland Class 4F 3848 Midland Black Crest	£97.71
31-884	Midland Class 4F 44044 BR Late Crest Weathered	£106.21
31-884A	Class 20 20141 BR Green Full Yellow Ends Weathered	£91.95
31-884B	Class 20 20124 BR Blue Indicator Disks - Weathered - SOUND	£183.95
31-884C	Class 20 208028 BR Green Indicator Disks with Tablet Catcher	£87.95
31-884D	Class 20 20118 'Saltburn-by-the-Sea' BR Railfreight Red Stripe	£87.95
31-884E	Class 20 20118 'Saltburn-by-the-Sea' BR Railfreight Red Stripe	£87.95
31-884F	Class 20 20118 'Saltburn-by-the-Sea' BR Railfreight Red Stripe	£87.95
31-884G	Class 20 20118 'Saltburn-by-the-Sea' BR Railfreight Red Stripe	£87.95
31-884H	Class 20 20118 'Saltburn-by-the-Sea' BR Railfreight Red Stripe	£87.95
31-884I	Class 20 20118 'Saltburn-by-the-Sea' BR Railfreight Red Stripe	£87.95
31-884J	Class 20 20118 'Saltburn-by-the-Sea' BR Railfreight Red Stripe	£87.95
31-884K	Class 20 20118 'Saltburn-by-the-Sea' BR Railfreight Red Stripe	£87.95
31-884L	Class 20 20118 'Saltburn-by-the-Sea' BR Railfreight Red Stripe	£87.95
31-884M	Class 20 20118 'Saltburn-by-the-Sea' BR Railfreight Red Stripe	£87.95
31-884N	Class 20 20118 'Saltburn-by-the-Sea' BR Railfreight Red Stripe	£87.95
31-884O	Class 20 20118 'Saltburn-by-the-Sea' BR Railfreight Red Stripe	£87.95
31-884P	Class 20 20118 'Saltburn-by-the-Sea' BR Railfreight Red Stripe	£87.95
31-884Q	Class 20 20118 'Saltburn-by-the-Sea' BR Railfreight Red Stripe	£87.95
31-884R	Class 20 20118 'Saltburn-by-the-Sea' BR Railfreight Red Stripe	£87.95
31-884S	Class 20 20118 'Saltburn-by-the-Sea' BR Railfreight Red Stripe	£87.95
31-884T	Class 20 20118 'Saltburn-by-the-Sea' BR Railfreight Red Stripe	£87.95
31-884U	Class 20 20118 'Saltburn-by-the-Sea' BR Railfreight Red Stripe	£87.95
31-884V	Class 20 20118 'Saltburn-by-the-Sea' BR Railfreight Red Stripe	£87.95
31-884W	Class 20 20118 'Saltburn-by-the-Sea' BR Railfreight Red Stripe	£87.95
31-884X	Class 20 20118 'Saltburn-by-the-Sea' BR Railfreight Red Stripe	£87.95
31-884Y	Class 20 20118 'Saltburn-by-the-Sea' BR Railfreight Red Stripe	£87.95
31-884Z	Class 20 20118 'Saltburn-by-the-Sea' BR Railfreight Red Stripe	£87.95
31-885	Class 20 20118 'Saltburn-by-the-Sea' BR Railfreight Red Stripe	£87.95
31-886	Class 20 20118 'Saltburn-by-the-Sea' BR Railfreight Red Stripe	£87.95
31-887	Class 20 20118 'Saltburn-by-the-Sea' BR Railfreight Red Stripe	£87.95
31-888	Class 20 20118 'Saltburn-by-the-Sea' BR Railfreight Red Stripe	£87.95
31-889	Class 20 20118 'Saltburn-by-the-Sea' BR Railfreight Red Stripe	£87.95
31-890	Class 20 20118 'Saltburn-by-the-Sea' BR Railfreight Red Stripe	£87.95
31-891	Class 20 20118 'Saltburn-by-the-Sea' BR Railfreight Red Stripe	£87.95
31-892	Class 20 20118 'Saltburn-by-the-Sea' BR Railfreight Red Stripe	£87.95
31-893	Class 20 20118 'Saltburn-by-the-Sea' BR Railfreight Red Stripe	£87.95
31-894	Class 20 20118 'Saltburn-by-the-Sea' BR Railfreight Red Stripe	£87.95
31-895	Class 20 20118 'Saltburn-by-the-Sea' BR Railfreight Red Stripe	£87.95
31-896	Class 20 20118 'Saltburn-by-the-Sea' BR Railfreight Red Stripe	£87.95
31-897	Class 20 20118 'Saltburn-by-the-Sea' BR Railfreight Red Stripe	£87.95
31-898	Class 20 20118 'Saltburn-by-the-Sea' BR Railfreight Red Stripe	£87.95
31-899	Class 20 20118 'Saltburn-by-the-Sea' BR Railfreight Red Stripe	£87.95
31-900	Class 20 20118 'Saltburn-by-the-Sea' BR Railfreight Red Stripe	£87.95
31-901	Class 20 20118 'Saltburn-by-the-Sea' BR Railfreight Red Stripe	£87.95
31-902	Class 20 20118 'Saltburn-by-the-Sea' BR Railfreight Red Stripe	£87.95
31-903	Class 20 20118 'Saltburn-by-the-Sea' BR Railfreight Red Stripe	£87.95
31-904	Class 20 20118 'Saltburn-by-the-Sea' BR Railfreight Red Stripe	£87.95
31-905	Class 20 20118 'Saltburn-by-the-Sea' BR Railfreight Red Stripe	£87.95
31-906	Class 20 20118 'Saltburn-by-the-Sea' BR Railfreight Red Stripe	£87.95
31-907	Class 20 20118 'Saltburn-by-the-Sea' BR Railfreight Red Stripe	£87.95
31-908	Class 20 20118 'Saltburn-by-the-Sea' BR Railfreight Red Stripe	£87.95
31-909	Class 20 20118 'Saltburn-by-the-Sea' BR Railfreight Red Stripe	£87.95
31-910	Class 20 20118 'Saltburn-by-the-Sea' BR Railfreight Red Stripe	£87.95
31-911	Class 20 20118 'Saltburn-by-the-Sea' BR Railfreight Red Stripe	£87.95
31-912	Class 20 20118 'Saltburn-by-the-Sea' BR Railfreight Red Stripe	£87.95
31-913	Class 20 20118 'Saltburn-by-the-Sea' BR Railfreight Red Stripe	£87.95
31-914	Class 20 20118 'Saltburn-by-the-Sea' BR Railfreight Red Stripe	£87.95
31-915	Class 20 20118 'Saltburn-by-the-Sea' BR Railfreight Red Stripe	£87.95
31-916	Class 20 20118 'Saltburn-by-the-Sea' BR Railfreight Red Stripe	£87.95
31-917	Class 20 20118 'Saltburn-by-the-Sea' BR Railfreight Red Stripe	£87.95
31-918	Class 20 20118 'Saltburn-by-the-Sea' BR Railfreight Red Stripe	£87.95
31-919	Class 20 20118 'Saltburn-by-the-Sea' BR Railfreight Red Stripe	£87.95
31-920	Class 20 20118 'Saltburn-by-the-Sea' BR Railfreight Red Stripe	£87.95
31-921	Class 20 20118 'Saltburn-by-the-Sea' BR Railfreight Red Stripe	£87.95
31-922	Class 20 20118 'Saltburn-by-the-Sea' BR Railfreight Red Stripe	£87.95
31-923	Class 20 20118 'Saltburn-by-the-Sea' BR Railfreight Red Stripe	£87.95
31-924	Class 20 20118 'Saltburn-by-the-Sea' BR Railfreight Red Stripe	£87.95
31-925	Class 20 20118 'Saltburn-by-the-Sea' BR Railfreight Red Stripe	£87.95
31-926	Class 20 20118 'Saltburn-by-the-Sea' BR Railfreight Red Stripe	£87.95
31-927	Class 20 20118 'Saltburn-by-the-Sea' BR Railfreight Red Stripe	£87.95
31-928	Class 20 20118 'Saltburn-by-the-Sea' BR Railfreight Red Stripe	£87.95
31-929	Class 20 20118 'Saltburn-by-the-Sea' BR Railfreight Red Stripe	£87.95
31-930	Class 20 20118 'Saltburn-by-the-Sea' BR Railfreight Red Stripe	£87.95
31-931	Class 20 20118 'Saltburn-by-the-Sea' BR Railfreight Red Stripe	£87.95
31-932	Class 20 20118 'Saltburn-by-the-Sea' BR Railfreight Red Stripe	£87.95
31-933	Class 20 20118 'Saltburn-by-the-Sea' BR Railfreight Red Stripe	£87.95
31-934	Class 20 20118 'Saltburn-by-the-Sea' BR Railfreight Red Stripe	£87.95
31-935	Class 20 20118 'Saltburn-by-the-Sea' BR Railfreight Red Stripe	£87.95
31-936	Class 20 20118 'Saltburn-by-the-Sea' BR Railfreight Red Stripe	£87.95
31-937	Class 20 20118 'Saltburn-by-the-Sea' BR Railfreight Red Stripe	£87.95
31-938	Class 20 20118 'Saltburn-by-the-Sea' BR Railfreight Red Stripe	£87.95
31-939	Class 20 20118 'Saltburn-by-the-Sea' BR Railfreight Red Stripe	£87.95
31-940	Class 20 20118 'Saltburn-by-the-Sea' BR Railfreight Red Stripe	£87.95
31-941	Class 20 20118 'Saltburn-by-the-Sea' BR Railfreight Red Stripe	£87.95
31-942	Class 20 20118 'Saltburn-by-the-Sea' BR Railfreight Red Stripe	£87.95
31-943	Class 20 20118 'Saltburn-by-the-Sea' BR Railfreight Red Stripe	£87.95
31-944	Class 20 20118 'Saltburn-by-the-Sea' BR Railfreight Red Stripe	£87.95
31-945	Class 20 20118 'Saltburn-by-the-Sea' BR Railfreight Red Stripe	£87.95
31-946	Class 20 20118 'Saltburn-by-the-Sea' BR Railfreight Red Stripe	£87.95
31-947	Class 20 20118 'Saltburn-by-the-Sea' BR Railfreight Red Stripe	£87.95
31-948	Class 20 20118 'Saltburn-by-the-Sea' BR Railfreight Red Stripe	£87.95
31-949	Class 20 20118 'Saltburn-by-the-Sea' BR Railfreight Red Stripe	£87.95
31-950	Class 20 20118 'Saltburn-by-the-Sea' BR Railfreight Red Stripe	£87.95

See our website for full 2016 range.

Colour coding:

No DCC

DCC READY

DCC Fitted/Sound

PLEASE NOTE:

All items currently in stock are despatched immediately.

Forthcoming releases will be despatched immediately upon release.

If your order contains both current items and forthcoming releases then these will be despatched separately and subject to separate delivery charges.

GRAHAM FARISH

GRAHAM FARISH

FULL RANGE STOCKED AT BARGAIN PRICES

370-130	The Night Mail Train Set	£169.95
370-185	A Day at the Races Train Set	£161.45
370-425	Midland Pullman Train Pack	£339.99
370-430	Capital Connection Train Set	£178.45
371-021A	Class 08 D3785 BR Green Late Crest	£75.95
371-023	Class 08 600 'Ivor' Network SouthEast Diesel Shunter	£75.95
371-024	Class 08 907 DB Schenker Diesel Shunter	£75.95
371-033	Class 20 D8011 BR Green Small Yellow Panel Weathered	£95.95
371-035	Class 20 Twin Pack Hunstley-Barclay	£178.07
371-036	Class 20 227 London Underground Diesel	£101.95
371-037	Class 20 205 BR Blue Diesel	£101.95
371-050C	Class 04 D2283 BR Green Warning Stripes	£76.46
371-051C	Class 04 D2295 BR Blue with Wasp Stripes Diesel Shunter	£71.50
371-054	Class 04 D2332 'Lloyd' NCB Yellow	£71.50
371-063	Class 03 D2383 BR Green Wasp Stripes Weathered	£80.71
371-064	Class 03 03170 BR Blue Wasp Stripes & Air Tanks Weathered	£80.71
371-286	Class 55 'Kings Own Yorkshire Light Infantry' #D9002 BR Grn SYP	£97.50
371-287	Class 55 'Prince of Wales's Own Regiment of Yorkshire' #55005 Blue	£97.50
371-329	Class 150/2 #150247 BR Sprinter - Weathered	£144.46
371-330	Class 150/1 #150128 First Great Western	£131.71
371-350A	Class 60 60035 EWS	£103.66
371-357	Class 60 60057 'Adam Smith' BR Coal Sector	£103.66
371-358	Class 60 60021 Colas	£103.66
371-383A	Class 66 66101 DB Schenker	£103.66
371-384A	Class 66 111 EWS Livery Diesel Locomotive	£103.66
371-396	Class 66 (Low Emission Variant) 'Interhub GB' #66731 GBRF	£97.50
371-397	Class 66 66434 DRS Plain Blue Composite	£97.50
371-504	N Scale Class 101 2 Car DMU BR Green	£144.46
371-505	N Scale Class 101 2 Car DMU BR Network SouthEast	£144.46
371-656	Class 57 #57312 Network Rail Yellow	£97.50
371-876D	Class 108 2 Car DMU BR Blue	£229.46
371-877A	Class 108 2 Car DMU BR Blue & Grey	£144.46
371-880A	Class 108 2 Car DMU BR Green Small Yellow Panel	£144.46
371-985	Class 64xx 0-6-0 Pannier Tank #6407 GWR Green	£80.71
371-986	Class 64xx 0-6-0 Pannier Tank #6403 BR Black Early Emblem	£80.71
371-987	Class 64xx 0-6-0 Pannier Tank #6400 BR Lined Green Late Crest	£80.71
372-060	Midland Class 4F #43924 BR Black Late Crest Fowler Tender	£87.50
372-061	Midland Class 4F #3851 LMS Black Johnson Tender	£87.50
372-062	Midland Class 4F #43875 BR Black Early Emblem Johnson Tender	£87.50
372-080	Class B1 #61045 BR Lined Black Early Emblem - Weathered	£118.99
372-138	Class 5 #5190 LMS Plain Black	£103.58
372-139	Class 5 #45206 BR Lined Black Early Emblem	£103.58
372-310	Merchant Navy Class #35024 'East Asiatic Company BR Blue E/E	£131.50
372-311	Merchant Navy Class 35023 Holland-Afrika Line	£131.50
372-312	Merchant Navy Class #35028 'Clan Line' BR Green Late Crest	£131.50
372-313	Merchant Navy Class 35021 New Zealand Line	£131.50
372-330	BR Standard Class 3MT Tank #82028 BR Black L/C - Weathered	£106.21
372-331	BR Standard Class 3MT Tank #82020 BR Plain Green Late Crest	£97.71
372-385	Class A2 'AH Peppercorn' #525 LNER Apple Green	£131.50
372-386	Class A2 'Bachelors Button' #60537 BR Brunswick Green E/E	£131.50
372-387	Class A2 60527 'Sun Chariot' BR Lined Green Late Crest	£131.50
372-536	Class 4MT Tank #80119 BR Lined Black Late Crest	£101.96
372-578	Rebuilt Royal Scot 'Royal Scot' #6100 LMS Crimson (Preserved)	£111.99
372-579	Rebuilt Royal Scot 'Royal Ulster Rifleman' #46122 BR Green Late Crest - Heavily Weathered	£119.99
372-653	BR Standard Class 4MT #76079 BR Lined Black Early Emblem	£103.50
372-931	N Class 2-6-0 #31844 BR Black Early Emblem	£99.99
372-932	N Class 2-6-0 #31811 BR Black Late Crest	£99.99
372-933	N Scale N Class 2-6-0 810 SWCR Grey	£99.99

DAPOL AT BARGAIN PRICES

N GAUGE OO GAUGE O GAUGE

GOLD STAR STOCKISTS

FULL RANGE STOCKED

Call us or see our website for more details and bargain prices

HELJAN AT BARGAIN PRICES

OO GAUGE O GAUGE

FULL RANGE STOCKED

Call us or see our website for more details and bargain prices

4201 Heljan Class 42 Warship D827 'KELLY' in Green with small yellow warning panels	£525.00
4202 Heljan Class 42 Warship D869 'ZEST' in Maroon with small yellow warning panels	£525.00
4203 Heljan Class 42 Warship D815 'DRUID' in Maroon with full yellow ends	£525.00
5350 Class 53 D0280 FALCON in 'as-built' lime green & brown with original printed nameplates	£495.00
5351 Class 53 D0280 FALCON in BR 2-tone green with sm. yell warn panels/etched nameplates	£495.00
5352 Class 53 1200 FALCON in BR blue livery with full yellow ends and etched nameplates	£495.00

DAPOL AT BARGAIN PRICES

Dapol 'O' Gauge 08

7D-008-000 Class 08 # D3048 BR Green L/C No Warning Panels	£169.95
7D-008-001 Class 08 # 13115 BR Green E/C No Warning Panels	£169.95
7D-008-002 Class 08 # 08529 BR Blue Wasp Stripes	£169.95
7D-008-003 Class 08 # D3084 BR Green Wasp Stripes Late Crest	£169.95

PHONE/ORDER HOTLINE

(0114) 2551436

Open 9:00am - 5:00pm

24 Hr Answerphone service for orders



Gift Vouchers

Why not treat someone to a RAILS OF SHEFFIELD Gift Voucher. Purchase by phone or through our website.

GAUGEMASTER AT BARGAIN PRICES

DCC01	Prodigy Express Package	£119.95
DCC02	Prodigy Advance Package	£209.50
DCC03	Prodigy Advance 2 Wireless Starter Set	£359.50
DCC13	Prodigy Advance 2 Wireless Walkaround	£149.50
DCC14	Prodigy Advance 2 Backlit Walkaround	£99.00
DCC23	6 Pin N Gauge Plug-in Decoder	£21.00
DCC27	OMNI 21 & 8 Pin Decoder	£15.95
DCC30	Accessory Decoder	£46.75
DCC40	Auto Reverse Module	£31.50
DCC51	Prodigy Wireless Conversion Set	£199.50
DCC55	Prodigy Advance Wired Computer Interface Cable	£43.50
Model D	Twin Track Controller	£69.00
Model Q	Four Track Controller	£129.50
PM1	Point Motor with Accessory Switch	£3.99
PM2	Point Motor	£3.50
PM4	Point Motor Self Latching with Switch	£4.95
100M	Single Power Controller	£67.95

PECO AT BARGAIN PRICES

FULL RANGE STOCKED

All Gauges Track and Accessories

Call us or see our website for more details and bargain prices

DJ MODELS AT BARGAIN PRICES

Advance Orders Now Being Taken

for the new DJ Models Range

Call us or see our website for more details and bargain prices

OOJ94-001	Class J94 0-6-0 Steam Loco #68023 BR E/C black with tall coal bunker	£81.50
OOJ94-002	Class J94 0-6-0 Steam Loco #68061 BR original bunker height	£81.50
OOJ94-003	Class J94 0-6-0 Steam Loco #8064 LNER with original bunker height	£81.50
OOJ94-004	Class J94 0-6-0 Steam Loco #8023 LNER with original bunker height	£81.50
OOJ94-005	Class J94 0-6-0 Steam Loco #68068 BR with tall bunker	£81.50
N17-001	Class 17 Clayton BR Blue Diesel Loco D8574	£97.50
N17-002	Class 17 Clayton BR Blue Diesel Loco D8512	£97.50
N17-003	Class 17 Clayton BR Green with small yellow warning panel Diesel Loco D8555	£97.50
N17-004	Class 17 Clayton BR Green with small yellow warning panel Diesel Loco D8536	£97.50
N17-005	Class 17 Clayton BR Green with small yellow warning panel weathered Diesel Loco D8501	£106.50
N17-006T	Class 17 Clayton Diesel Loco D8574 BR blue (powered) + D8583 BR blue (dummy) Twin Pack	£127.50
N17-007T	Diesel Loco D8616 BR green STWV (powered) + D8561 BR green STWV (dummy) Twin Pack	£127.50

DECODER FITTING SERVICES

DCCFIT6	DCC Decoder fitting service for N gauge 6 pin DCC Ready locomotives	£29.50
DCCFIT8	DCC Decoder fitting service for OO gauge 8 pin DCC Ready locomotives	£29.50
DCCFIT21	DCC Decoder fitting service for OO gauge 21 pin DCC Ready locomotives	£29.50

The charges for our fitting services are inclusive of the cost of the decoder which will either be a Hornby 4 or Bachmann 3 function decoder chosen at our discretion.

RAILS ON EBAY



RAILS OF SHEFFIELD



100's OF ITEMS ADDED DAILY



RAILS OF SHEFFIELD



VISIT OUR **RAILS-SHEFFIELD** EBAY STORE
SPECIALISING IN QUALITY NEW & SECOND-HAND MODEL TRAINS,
DIECAST & OTHER RARE & HIGHLY SOUGHT-AFTER COLLECTIBLES

VISIT OUR **RAILS-VAULT** EBAY STORE
SPECIALISING IN SECOND-HAND ACCESSORIES, DIECAST,
RESTORATION PROJECTS, SCENICS & OTHER MISCELLANEOUS MODELS

ALSO STOCKED AT BARGAIN PRICES

In addition to full ranges from all the manufacturers featured here we also offer full ranges from:



and many more. If you can't find the product you are looking for on our website then please contact us and we can order it in for you. Check out our **ebay** stores to see what discontinued and rare items we have on offer and for your chance to pick up a second-hand bargain today.

Visit: <http://stores.ebay.co.uk/Rails-Of-Sheffield>

Visit: <http://stores.ebay.co.uk/The-Rails-of-Sheffield-Vault>

MODEL RAILWAYS BUY - SELL - EXCHANGE ANY GAUGE ANY AGE TOP PRICES PAID

www.railsofsheffield.com

OFFICIAL HORNBY
COLLECTORS CENTRE

Est 1975

FOR MORE SPECIAL OFFERS AND UP TO THE
MINUTE RELEASES VISIT OUR WEBSITE

TELEPHONE/ORDER

HOTLINE

(0114) 2551436

Open 9:00 am - 5:00 pm
24 Hr Answerphone service for orders



RAILS OF SHEFFIELD

SHOP OPENING HOURS:

9:30 am - 5:00 pm

Monday - Saturday

Free parking outside the door!

WANTED

CASH OR PART EXCHANGE

We urgently require collections of any size featuring products from the following manufacturers:



We are always on the lookout for all types of kit built models including Pro-Scale, Nu-Cast, Golden Age Models, Silver Fox Models, Comet Models, David Andrews and Japanese/Korean Brass in addition to all manufacturers above.

Please do contact us if you are at all unsure as to whether we would be interested in your collection.

We value your used models very highly and will pay top prices for all items offered.

We provide a fast, professional and friendly service from our family run business.

Distance is no object and anything is considered.

Please telephone us on 01142 551436, email secondhand@railsofsheffield.com, fax us on 01142 555982 or post your lists to the address at the bottom of the page quoting reference RM2013, all enquiries answered.

RAILS OF SHEFFIELD, 21/29 CHESTERFIELD ROAD, SHEFFIELD, S8 0RL. TEL(0114) 255 1436, 8 LINES. FAX (0114) 255 5982
PHONE/FAX/24 HR ANSWERPHONE FOR ORDERS OUTSIDE SHOP HOURS. EMAIL: info@railsofsheffield.com WEBSITE: <https://railsofsheffield.com> (E & OE)

THE HEREFORD MODEL CENTRE

EMAIL US ON SALES@HEREFORDMODELS.CO.UK
www.herefordmodels.com

SALES LINE
01432 352809

4 COMMERCIAL ROAD, HEREFORD, HEREFORDSHIRE, HR1 2BB
OFFICIAL HORNBY COLLECTORS CENTRE

!!!!SPECIAL EDITIONS!!!!

Ltd Edition Hereford models Bachmann Limited Editions with Max run of 504

32-900Y	CL108 in Blue/ Grey with Black window surrounds and Welsh Dragon embellishment on front C970.	£69.95
33-300F	20 Ton Toad Brake Van GWR Merthyr.....	£11.35
	A Reese Coal Merchants Credenhill.....	£9.75

NEW RELEASES

R3426	BR Late Q6	£125.45
32-575A	LMS Ivatt 4MT	£114.70
R3373	NRM Class 71	£134.95
R3374	BR Blue Class 71	£134.95
R3376	BR Green Class 71	£134.95
R3333	BR Early Adams Radial.....	£107.95
R3334	BR Late Adams Radial.....	£107.95
R3335	LSWR Adams Radial.....	£107.95

HORNBY Steam Locomotives

R2784X	Mallard	£85.00
R3395TTS	A4 Mallard	£102.25
R3004	Serlby Hall	£116.45
R3004X	Serlby Hall	£133.45
R3017X	BR Patriot	£119.00
R3060	Tornado (Railroad).....	£61.45
R3169	Olton Hall GWR	£72.50
R3225	GWR 72XX	£114.45
R3228	J94 NCB	£65.75
R3229	BR British Monarch	£119.25
R3276	LMS Compound	£66.45
R3235	D16/3 British Railways.....	£100.95
R3233	D16/3 LNER.....	£100.95
R3328	S15 BR Early.....	£123.99
R3329	BR Late S15.....	£123.99
R3327	SR S15	£123.99
R3381	J15 BR Early	£96.90
R3315	Fowler 2P BR Late	£87.45
R3316	Fowler 2P SDJR	£87.45
R3003	B17/6 Barnsley	£116.45
R3003X	B17/6 Barnsley DCC	£121.95
R3318	B17/6 BR Gilwell	£116.45
R3380	J15 LNER	£96.90
R3324	J50 LNER	£69.45
R3325	J50 BR Early	£69.45
R3326	J50 BR Late	£69.45
R3356	9F Crosti weathered.....	£104.45
R3242A	K1 BR Early	£116.95
R3243B	K1 BR Late	£116.95
R3413	S15 Late	£119.45
R3412	S15 Early	£119.45
R3444	Britannia Thomas Hardy	£137.45
R3457	SR Class T9	£116.45
R3463	52XX BR	£106.45
R3465	LNER Class N2	£82.95
R3498	S&DJR 3F JINTY	£33.45
R3496	KELLY & SON 0-4-OT	£26.45
R3461	LNER L	£125.50
R3424	LNER Q6	£125.45
R3425	BR EARLY Q6	£125.45
R3411	S.R. S15.....	£125.95
R3419	SR 700 CLASS	£99.45
R3420	BR/L 700 CLASS	£99.45
R3421	BR/E 700 CLASS	£99.45
R3311	BR SCHOOLS WESTMINSTER	£119.45

HORNBY TRAIN PACKS

R3059	Tornado Train Pack.....	£128.45
R3302	Return from Dunkirk	£229.75

R3093	Tornado Pullman	£134.95
R2986	A Date With Thec Duchy.....	£179.80
R3299	1945 Going Home.....	£259.45
R3220	The Tyseley Connection.....	£179.25
R3192	Heritage Rail Express	£135.95

HORNBY Diesel Electric Locomotives

R2508	CL121	£47.50
R3266	Class 60 Subsector	£133.45
R3161B	SR 2 BIL Green	£120.60
R3180	Tarmac Sentinel	£44.95
R3267XS	Class 60 Transrail w/Sound	£217.75
R3268	Class 67 Arriva.....	£122.90
R3283	Bagnall Shunter	£25.75
R3290A	BR 2 HAL Green	£113.90
R3346	Class 92 DB Schenker	£70.45
R3340	BR Green 2-Hal	£119.75
R3353	Sentinel Balfour Beatty	£49.45
R3355	Sentinel Wabtec	£49.45
R3392TTS	Class 40 with sound.....	£77.45
R3341A	BR Blue 2 HAL	£115.95
R3261	Network Class 08.....	£84.45
R3343	FGW Class 08	£104.45
R3342	BR Class 08	£104.45
R3478	F.G.W HST	£189.45
R3490	Class 08 Intercity	£34.99

HORNBY TRACK

R070	Turntable	£59.95
R083	Buffer Stop	£1.65
R207	Track Fixing Pins	£2.50
R394	Hydraulic Buffer	£4.95
R600	Straight	£1.15
R601	Double Straight.....	£1.85
R604	Curve 1st Rad.	£1.65
R605	Double Curve 1st Rad.	£2.05
R606	Curve 2nd Rad.	£1.40
R607	Double Curve 2nd Rad.	£1.95
R608	Curve 3rd Rad.	£1.65
R609	Double Curve 3rd Rad.	£2.25
R610	Short Straight	£1.10
R614	LH Diamond Crossing.....	£9.25
R615	RH Diamond Crossing	£9.25
R617	Uncoupling Ramp	£2.60
R618	Double Isolating Rail	£6.85
R620	Railer Uncoupler	£4.35
R628	Half Curve 3rd Rad.	£1.80
R643	Half Curve 2nd Rad.	£1.20
R8206	Power Track	£5.95
R8072	LH Point.....	£7.95
R8073	RH Point.....	£7.95
R8074	LH Curved Point.....	£12.60
R8075	RH Curved Point.....	£12.60
R8076	Y Point	£8.95
R8077	LH Express Point	£12.60
R8078	RH Express Point	£12.60

HORNBY Track Accessories

R076	Footbridge	£15.10
R169	Junction Home Signal	£10.35
R170	Junction Distant Signal	£10.35
R171	Single Home Signal	£7.95
R172	Single Distant Signal	£7.95
R189	Single Brick Bridge	£7.95
R394	Hydraulic Buffer	£3.95
R406	Colour Light Signal	£19.00
R499	River Bridge	£14.95
R537	Lineside Fencing	£6.95
R574	Trackside Accessories.....	£12.95
R626	Point Underlay	£4.20
R636	Double Level Crossing.....	£20.15
R638	Track Underlay	£10.55

R645	Single Level Crossing.....	£12.45
R657	Girder Bridge	£13.50
R658	Inclined Pier Set.....	£12.65
R659	High Level Pier Set.....	£6.95
R660	Elevated Track Side Walls.....	£18.95
R909	Track Supports.....	£8.65

HORNBY TRACKSIDE

R334	Station Canopy.....	£18.50
R460	Straight Platform.....	£3.45
R462	Large Curve Platform	£3.45
R463	Small Curve Platform	£3.45
R464	Platform Ramp	£3.45
R495	Platform Subway.....	£3.45
R510	Platform Shelter	£10.95
R513	Platform Fencing.....	£7.95
R514	Platform Canopies.....	£11.95
R590	Station Halt	£19.90
R8000	Country Station	£31.95
R8001	Waiting Room	£17.95
R8002	Goods Shed	£17.95
R8003	Water Tower.....	£13.55
R8004	Engine Shed	£18.35
R8005	Signal Box.....	£14.99
R8006	Diesel Maintenance Depot	£21.99
R8007	Booking Hall	£24.99
R8008	Suspension Bridge	£42.25
R8009	Station Terminus	£40.95

HORNBY Control Equipment

R044	Point Switch.....	£8.45
R046	Two Way Switch.....	£8.45
R047	On/Off Switch	£8.45
R602	Power Connecting Clip.....	£1.65
R8014	Point Motor	£6.75
R8015	Point Motor Housing.....	£3.99

BACHMANN Steam Locomotives

31-001	Robinson BR Late Crest	£94.99
31-003	Robinson LNER	£94.99
31-004A	Robinson BR Early	£118.95
31-088	BR Black Earl	£118.95
31-089	GWR Earl	£118.95
31-119	BR 4mt I/crest.....	£135.95
31-127	Class 3000 BR Early ROD	£118.45
31-128	BR ROD Weathered	£102.45
31-136DC	D11/2	£115.9
31-138	BR D11/2 Early Black.....	£106.20
31-213DS	Patriot BR Late	£201.45
31-465	C Class BR	£93.46
31-626A	3F BR.....	£71.25
31-780	Switland Hall BR Green	£106.20
31-781	Foremarke Hall BR Black.....	£106.20
31-782	Thirlestaine Hall BR.....	£114.70
31-783	Fountains Hall BR.....	£114.70
31-932DC	BR Compound	£127.75
31-933	BR Compound Late Crest	£112.88
31-980	BR 3MT Green	£110.45
31-981	BR 3MT Black Early	£101.95
32-084	Class 56XX GWR	£76.45
32-085	Class 56XX BR	£76.45
32-550A	A1 Tornado Apple Grn.....	£109.45
32-551DS	A2 Seaeagle BR.....	£196.99
32-954	4MT Black BR Early	£87.50
32-955	4MT Black BR Late	£87.50
31-528A	A2 Pearl Diver	£144.45
32-227B	LMS 3F Jinty	£72.20
32-235	BR 3F Jinty	£80.70
32-279A	K3 LNER Black	£118.95
32-281	K3 BR Early	£118.95
32-882	Fairburn BR Late.....	£106.20
31-461A	C Class SR Black.....	£106.20

31-462A	C Class BR Early	£106.20
32-131	45XX GWR Green	£80.70
31-003A	Robinson LNER	£110.45
31-435	1F BR Early	£81.55
31-480	G2 LMS.....	£101.95
31-481	G2A BR Early weathered	£114.70
31-531	Class A2 Trimbrush	£144.45
32-129A	Class 45xx BR Black	£72.20

BACHMANN Diesel/Electric Locomotives

32-331	Class 25/1 BR Green.....	£89.20
31-265	MLV Green	£62.45
31-266	MLV with yellow panel.....	£62.45
31-268	MLV NSE	£83.26
31-269	MLV Jaffa Cake	£83.26
31-364	Class 03 BR Green withd	£76.95
31-365	Class 03 BR Blue with'd	£70.50
31-366	Class 03 BR Green	£70.50
31-575	Windhoff MPV NWR	£108.00
31-658	Class 47 Petroleum Sector	£97.70
31-677	CL85 BR Blue	£85.99
31-679	Class 85 Electric Blue	£118.95
32-034A	Class 20 BR Grn withd	£97.70
32-044	Class 20 BR Green	£93.45
32-045	Class20 Railfreight	£93.45
32-065	Class 43 Zealous	£118.95
32-066	Class 43 Pegasus.....	£118.95
32-067	Class 43 Royal Oak.....	£118.95
32-109	Class 08 NSE Eagle.....	£84.95
32-408	Class 25/3 BR Blue.....	£93.45
32-680	Class 45 Blue	£101.95
32-681	Class 45 Green	£101.45
32-784	Class 37 Mainline	£106.20
32-785DS	Class 37 Dutch	£203.95
32-786	Class 37 EWS	£106.20
32-815	Class47 InterCity	£89.20
32-928	Class 150 Sprinter	£135.95
32-937	Class 150 Centro	£127.45
32-762DS	Virgin Class 57 Hood.....	£203.95
32-390	Class 37 Petroleum Sector	£101.95
32-381M	Class 37 DRS	£117.25
31-656	Class47 BR Green	£127.45

ORDER BY TELEPHONE

Orders taken 6 days a week
9.00am - 5.30pm
Monday to Saturday
01432 352809

MAIL ORDER SERVICE

ALL PRICES VALID UNTIL 31.09.16

You must state these prices when ordering

POSTAGE & PACKING RATES PER ORDER:

UK Standard Postage	£3.95p
UK Insured Postage and Packing Rate	£7.10p
UK Courier Transport and Packing Rate	£9.00p
Worldwide at cost. VAT free to non EC.	

**Train Sets/Packs and Controllers/Handsets
Postage charged at cost**

PRICES SUBJECT TO CHANGE WITHOUT NOTICE

Please allow 7 days for clearance when paying by cheque

PLEASE QUOTE OUR SPECIAL PRICES WHEN YOU VISIT US.

Credit Cards Welcome - Visa, Mastercard, Maestro
Please state expiry date

THE Scarborough to Middlesbrough COAST LINE


*Spectacularly perched on a clifftop, the tortuous railway route between Scarborough and Middlesbrough via Whitby was notoriously difficult to work, but was once one of the greatest rail journeys the country could offer. **EVAN GREEN-HUGHES** profiles the route.*



BR '4MT' 2-6-4T 80118
departs Sandsend with
a Middlesbrough to
Whitby train formed
of ex-LNER Thompson
suburban carriages in the
early 1950s. *Cecil Ord/Rail*
Archive Stephenson.



With the coast line and Sandsend
viaduct behind, Thompson 'L1' 2-6-4T
67764 leaves Sandsend with a Whitby to
Middlesbrough train in the early 1950s.
Cecil Ord/Rail Archive Stephenson.



IT IS HARD TODAY TO IMAGINE a stopping train journey of only 49 miles taking three hours to complete; but when that journey was on a line that had miles of gradients, some as steep as 1-in-48, deep tunnels, numerous spindly viaducts and six reversals of direction it's not hard to see why progress was so slow. To make things worse, the bulk of the route was within a stone's throw of the North Sea, sometimes on the beach and at other times high on the clifftop where it was subject to all that the weather could throw at it.

The Scarborough to Middlesbrough line is one of those that in saner times might never have been built. It was proposed at a time when every town and village was clamouring to be part of the railway network, however remote their location, and in the mid 19th century there were few places more isolated than the east coast of Yorkshire. This area abounded in high clifftops with deep ravines in between, many of which play host to small fishing villages, providing an effective barrier to any transport route that dared to follow the wild coast.

Proposals to link Scarborough with Whitby first surfaced in 1845 but actual construction did not get under way for more than 20 years after that. The original plan envisaged a completely independent railway starting at West Parade at Scarborough and finishing at Larpool Hall near Whitby, a site high up above the town from which an incline was proposed down to a wharf on the river below. However, the plans were changed during the final stages of construction and a 260yard tunnel was added at Scarborough that gave access to the town's main railway »

station while at Whitby the mighty Larpool viaduct, a 13-arch structure some 120ft high, was added taking the line to the north of the ravine containing the River Esk.

The 20.5-mile route passed through some spectacular scenery and contained some notable gradients, the summit at Ravenscar being reached by a long climb at 1-in-41 from one direction and 1-in-39 in the other and with many other stretches being as steep as 1-in-43. There were eight stations, each serving a minute population, and they included the picturesque fishing village of Robin Hood's Bay a few miles south of Whitby. The line was completed and opened for business in July 1885 having survived a number of financial crises during construction, but shortly afterwards the Scarborough and Whitby Railway Company succumbed to financial pressures and sold out to the North Eastern Railway for about half of what it had cost to build.

NORTHERN CONNECTION

Meanwhile north of Whitby another company, the Whitby, Redcar and Middlesbrough Union Railway, launched in 1866 with construction of its line commencing in 1871. This was intended to connect the industrial areas of the North East with Whitby via the coast and in the process take in a number of small fishing villages and holiday destinations. For much of its length it ran very close to the coast along a route that took it over a number of deep ravines, the crossing of which required the construction of five major viaducts. Severe gradients were necessary too due to the nature of the land.

Construction of this section was bedevilled by problems, in particular with the viaducts, which were to be of cast iron construction with concrete filling the supporting columns. Components for these were manufactured at the Skerne Ironworks in Darlington to the design of civil engineer John Dixon and assembly proceeded quickly. Unfortunately there were issues with the design and many modifications had to be made during construction. Matters were not helped when the Tay Bridge collapsed in 1879 during the period that the line was under construction leading to new regulations concerning the amount of side pressure that such structures should be designed to bear, something that led to further amendments having to be made to the design. There were further problems when a section of line between Sandsend and Kettleness actually fell into the sea. Needless to say these issues caused great financial stress on the parent company which promptly also sold out to the North Eastern Railway.

WHITBY CHORD

At Whitby West Cliff station, high above the town, the line from Middlesbrough made an end-on connection with that from Scarborough allowing through running between the two places but at the expense of Whitby itself. As a result, a curved connecting line at a ruling gradient of 1-in-54 was constructed which dropped



At Whitby West Cliff 'A8' 4-6-2T 69881 awaits departure time with a Scarborough working.
Kenneth Field/Rail Archive Stephenson.

into the Esk Valley below and allowed access to the main Whitby station. Facilities were provided to run round at the top of the hill but the usual method of operation after 1955 was for trains to be propelled one way down this connecting line and hauled the other so that there would be less disruption to the overall journey time.

This peculiar working practice was not the only one on this line for passenger trains departing from Scarborough for Whitby and beyond had to do so with the engine at the rear of the train. They were propelled for a short distance just clear of the station platforms before resuming the normal direction and taking a sharp left turn into Falsgrave Tunnel. At first only two coaches could be worked in this way but much later, in order to relieve congestion, an additional

bay platform was cut into Platform 1 which could accommodate five coaches and an engine and which allowed a direct setting-back movement onto the Whitby line.

Incredibly there was a further similar manoeuvre which took place at Guisborough between Middlesbrough and Loftus where the town's station was a little distance away from the main line on a spur of track and had to be served by trains running into the station and then backing out again.

In 1910 there were six daily trains in each direction north of Whitby and five on the section to Scarborough while others ran from Saltburn to Whitby and connected at Whitby West Cliff. This pattern was supplemented by additional trains during the summer season with 14 being run per day on summer Saturdays in 1950.

Ivatt '4MT' 2-6-0 43055 waits to depart Whitby West Cliff with a Scarborough train in September 1954.
Gordon Hepburn/Rail Archive Stephenson.



Such were the demands of the route that powerful locomotives were required and it was not uncommon in the winter for two to be employed just to haul one coach when either coastal fog or damp weather affected adhesion. The cast iron viaducts proved to be a constant source of problems as several of them were literally located on the beach within feet of the sea and from the outset began to suffer from heavy corrosion, requiring remedial work throughout their lives.

Not surprisingly this line, though highly-scenic and very popular with travellers never was a financial success. As early as 1928 the London and North Eastern Railway discussed a proposal to purchase eight motor buses to replace passenger trains on the Whitby to Scarborough section but instead opted to introduce three Sentinel 200hp steam railcars which were designed to reduce operating costs in the winter and then be available for additional and trip workings in the summer. It must have worked for in 1933 there were complaints that there was too much traffic for the line and it could not cope!

HOLIDAY DESTINATION

During the inter-war years camping coaches became a prominent feature. These were old vehicles refitted with living accommodation that were let out for family holidays and these were situated at places such as Robin Hood's Bay, Sandsend and Staithes usually being accommodated in the goods yard and tended to by station staff. Although these provided much needed income the nature of the line meant that it only ever reached any potential in the summer months. Throughout the winter the line ran at a considerable loss. Indeed during high winds or heavy

snow it sometimes did not run at all.

Services were worked by many different classes of locomotive, with North Eastern 'BTP' 0-4-4Ts prominent in the early days. Classes such as the 'L1' 2-6-4Ts and 'A8' 4-6-2Ts took over after the grouping with BR '4MT' 2-6-4Ts being one of the designs to work the line in BR days. Goods traffic invariably used one or other of the

0-6-0 classes. Most local trains comprised non-gangway suburban style stock.

This difficult line with variable traffic potential was always at the forefront of management attention and in May 1958 the northern section between Whitby West Cliff and Loftus was closed, with the potential costs of repairs to the cast-iron viaducts being given as one of the main causes. Trains still ran from Loftus to Middlesbrough and from the following Monday a new service of Diesel Multiple Units (DMUs) was put on, these reached Whitby from Middlesbrough by the less attractive route via Battersby before proceeding up to West Cliff and on to Scarborough. Timings were much as before, thanks to the ease with which DMUs could be reversed. Cost saving measures, such as the withdrawal of station staff took place over the following few years.

In 1961 trains were cut back from Whitby West Cliff and the station closed, meaning that reversals were carried out at Prospect Hill Junction at the top of what had been the connecting line and a site that boasted an unusual signalbox which straddled some of the tracks. Inevitably the surviving part of the route from Scarborough to Whitby was a casualty of the Beeching Report, a document that also saw the end of services from Pickering and almost the end of the Esk Valley line, and it closed completely in March 1965.

Today much of the route of this remarkable line has been converted into a cycle path and walkway and visiting it gives an idea of how difficult this line must have been to work but also how incredible the views must have been from the trains that ran over it. Had it survived it might have become just as famous as the West Highland or Cambrian Coast lines but in the event it is now only something we can remember in photographs or in the models that we build of it. www.hornbymagazine.com



Shop online: www.metcalfe-models.com



ORDER BY PHONE: 01729 830072

ORDER BY MAIL: Metcalfe Models, Bell Busk, Skipton, N.Yorks, BD23 4DU

POSTAGE: Orders up to £19.99: £2.50

Orders £20 and over: £4.50

Visiting Skipton? Visit
Craven Model Centre,
Mount Pleasant, BD23 1JZ.



PO232

*A country station scene
in three kits...*

The country station is based
on designs by the Cheshire
Lines Railway and the
Manchester, Sheffield and
Lincolnshire Railway
Companies.



PO233

Railway Buildings

00/HO Scale

PO232 00/HO Goods Shed - £13.99

PO233 00/HO Signal Box - £9.00

PO237 00/HO Country Station - £13.75

N Scale

PN112 N Goods Shed - £7.25

PN133 N Signal Box Set - £9.00


00/HO Country Station
PO237 - £13.75



Includes main station building
and opposite platform shelter

*Exquisite detail and precision
with laser cut designs...*

OUT NOW IN N SCALE
N Scale Stable Block
PN822 - £5.75



Pictured 00/HO Stable Block
PO256 - £7.99

Mini & Midi Kits

00/HO Scale

PO256 00/HO Stable Block - £7.99

PO410 00/HO Wooden Pavilion - £6.50

PO502 00/HO Platform Benches - £5.75

PO503 00/HO Park Benches - £5.50

PO510 00/HO Picnic Tables - £5.50

PO511 00/HO Showjumps - £5.50

PO517 00/HO Platform Kiosk - £5.75

PO522 00/HO Stone Fountain - £5.75

N Scale

PN817 N Platform Kiosk - £5.50

PN821 N Wooden Pavilion - £5.50

PN822 N Stable Block - £5.75

PN823 N Fountain Set - £5.75

See and buy the full range
of Metcalfe kits at
www.metcalfe-models.com



PO503



PO410

Pavilion also available in N Scale (PN821)



PO511

PO517



Kiosk available in N Scale (PN817)

NEW RELEASE
N Scale Fountain set - PN823 £5.75



00/HO Stone Fountain kit comes with one
hexagonal fountain and three spouts (PO522)



PO510



PO502

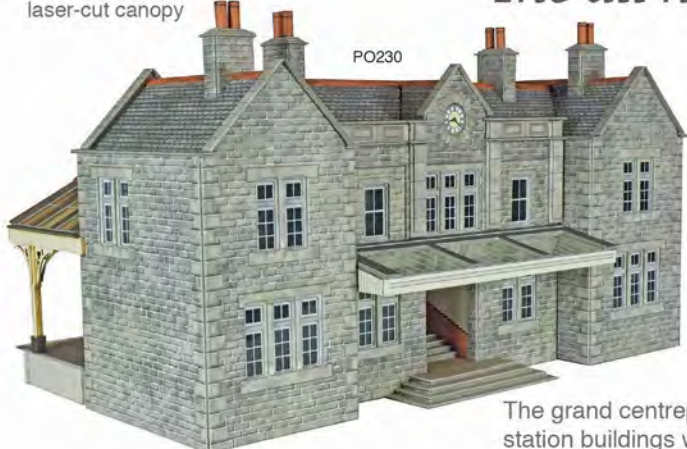
METCALFE

Card Construction Kits



Includes improved stonework detail and laser-cut canopy

The all new 00 Mainline Station Range...



PO230

NEW RELEASE 00 Booking Hall PO230 - £22.99

Designed to stand alongside Wall-Backed Canopy and Platform Canopy kits



PO230 platform side


The grand centrepiece and first in a new range of redesigned station buildings with more to follow. New features include finely detailed laser-cut platform canopy and fine die-cut recessed windows.

PLEASE NOTE: Our 'All New Mainline Station' range does NOT match with our older versions PO230, 231 & 234. More add-on kits to go with the new range due out soon.


NEW RELEASE 00 Wall-Backed Canopy PO341 - £15.99



A modular kit that comes with a section of platform and back wall. It is very easy to add on extra kits to make impressive and realistic structures. It is designed to the same style as our free-standing Platform Canopy Kit (below) and fits alongside the new 00 Booking Hall (right). All match the Stone Platform Kit (below)



PO230 and PO341 stood together creates an impressive station scene



00 Platform Canopy PO340 - £14.99

Laser-Cut Mini Kits that finish off your Mainline Station Scene...

PO517



PO502



PO501




00 Stone Platform PO235 - £11.99

A truly versatile platform system that can be made to any shape. Straight, curved, islands or bays. One kit contains enough to build 7ft in length max.

00 Mainline Station Buildings 00/HO Scale

- PO320 00/HO Booking Hall - £22.99
- PO341 00/HO Wall-Backed Canopy - £15.99
- PO340 00/HO Platform Canopy - £14.99
- PO235 00/HO Stone Platform - £11.99
- PO517 00/HO Kiosk - £5.75
- PO501 00/HO GWR Benches - £5.75
- PO502 00/HO Platform Benches - £5.75



Mirbury

MY SMALL 'OO' GAUGE 12ft x 7ft layout Mirbury is predominantly London Midland & Scottish Railway with some London and North Eastern Railway interlopers and is intended to represent somewhere on the line between Leeds and Manchester - or on the Settle and Carlisle if the mood suits. It is set in the late-1950s and early-1960s.

I decided following retirement to attempt to create something which would be a reasonable model representation of the steam era. Thanks to the superb quality proprietary products from Bachmann, Hornby, Ratio, Wills and the like, plus some imagination, a splash of PVA and a selection of acrylic paints, I feel I have achieved in my eyes a satisfactory outcome and have thoroughly enjoyed the many hours of creation and the reliving of old memories that has followed.

One early decision was to make all scenery modular and removable so that if in the future I want to completely change the scenic look of the layout then it's mainly just a question of replacing the modules.

There is still lots of detailing work to carry out (signals, lamps, weathering) which will keep me occupied for the foreseeable future. To anyone thinking about building a model railway, then I would encourage them to have a go because you will be surprised at what you can achieve with the quality products available and the sense of reward it will bring.

David Walker, by e-mail.



Richfield Junction



Richfield Junction is an 'OO' gauge home layout using Peco code 100 track with dead frog points and second radius curves. Control is Digital Command Control using the Hornby Elite and the locomotives and rolling stock are a mixture of Bachmann, Heljan, Hornby and Vi Trains including a couple fitted with digital sound and some weathered and detailed items.

The layout size is approximately 17ft x 18ft in an 'L' shape located in a purpose built brick garden shed. The period is roughly 1990s to the present day and there are three stations and two depots. I am still adding finishing touches to the layout including backscenes, working signals, people, vehicles and lighting which should hopefully be largely completed by the end of the year. However, as I started the project in 2006 and the trains have been up and running for a while, there is no great hurry to finish!

Richard Sneesby, by e-mail.

South Downs

I began building my 'OO' layout South Downs in 2012 when I was just 12 years old. Instead of being on a rectangular baseboard, South Downs is a dual-line layout pinned onto planks of wood screwed into the walls of the room. Along one side of the room there is a station and town area with five sidings and two platforms. Almost all of my buildings are made from Metcalfe kits and the background scenes are from Townscene. There is also one side of the room where I have constructed a valley where the trains pass through tunnels and over a small stream. These hills were made using polystyrene slabs, a hot-wire cutter and plaster of Paris. South Downs, despite the name, is not modelled on any particular area or time so I can run whatever rolling stock I wish.

Ben Pugh-Cook, by e-mail.



Tiffy Valley Railway

This is my 10ft x 5ft permanent nearly completed home layout comprising analogue controlled continuous double track with two extra tracks at one end for swapping trains, two branch lines and a projecting depot. The period is 1960s and early-1970s with Southern and Eastern Region influences set in an urban/rural environment. It runs well and visitors gaze for ages - and usually move the vehicles around too!

John Elliott, by e-mail



SHOW GUIDE

Welcome to the *Hornby Magazine* Show Guide – your guide to the exhibitions that are taking place throughout the country every weekend. This listing is a guide to events planned by model railway clubs and societies, and is updated each issue. Entries marked in blue are new shows to the listing. We recommend checking the society website or using the contact details provided to check a show or event is on before travelling. All information is provided in good faith, and *Hornby Magazine* cannot be held responsible for any changes that may take place following publication.

AUGUST

11 WELLING CHARITY MODEL FAIR

Hosts: Association of Bexley Charities '78
Location: Falconwood Community Centre, The Green, Welling, Kent DA16 2PG
Times: 6pm-9.30pm
Prices: Adults £1, accompanied children free
Contact: 020 8310 5018
Features: Trade tables, refreshments and parking.

13 BEXHILL MODEL RAILWAY CLUB EXHIBITION

Hosts: Bexhill Model Railway Club
Location: St Richards Catholic College, Ashdown Road, Bexhill-On-Sea, East Sussex TN40 1SE
Times: 10am-5pm
Prices: Adults £4, children £2, family (2+2) £10
Website: www.bexhillmrc.org.uk
Contact: 01424 210617
Features: Layouts, trade support, refreshments and parking.

13 BRIDLINGTON MODEL RAILWAY SOCIETY OPEN DAY

Hosts: Bridlington Model Railway Society
Location: Unit 10, Station Arches, Hilderthorpe Road, Bridlington, East Yorkshire YO15 3HD
Times: 10am-5pm
Prices: Free
Website: www.bridrailmodellers.com
Features: Club layouts, meet club members and refreshments.

13 HEYWOOD MODEL RAILWAY GROUP OPEN DAY

Hosts: Heywood Model Railway Group
Location: Club Rooms, Unit 3, Park Works, River Street, Heywood, Lancashire OL10 4AB
Times: 10am-4pm
Prices: Free (donations welcome)
Website: www.hmrg.co.uk
Features: Club layouts, refreshments and parking.

13 SILVERFOX DCC MODEL RAILWAY EXHIBITION

Hosts: Silverfox DCC Model Railway Club
Location: Oakgrove School, Brickhill Street, Milton Keynes MK10 9JQ
Times: 10am-4pm
Prices: Adults £5, children £2.50, family £12
Contact: 01908 370713
Features: 23 layouts, trade support, outdoor train rides, refreshments, parking and disabled access.

13/14 ISLE OF PURBECK MODEL RAILWAY EXHIBITION

Hosts: Dakota Dibben
Location: Harmans Cross Village Hall, Haycraft's Lane, Harmans Cross, Swanage, Dorset BH19 3EB
Times: Sat 10am-4.30pm, Sun 10am-4.30pm
Prices: Adults £5, children £2, family £12
Contact: info@dakotadibben.co.uk
Features: Layouts and trade support.

13/14 MIDLAND RAILWAY BUTTERLEY

Hosts: Midland Railway - Butterley
Location: Butterley Station, Ripley, Derbyshire DE3 3Q2
Times: Sat 10am-4.30pm, Sun 10am-4.30pm
Prices: Adults £15.50, concessions £14.50, children £7.75, family (2+3) £38.75
Website: www.midlandrailway-butterley.co.uk
Features: Layouts, trade support, demonstrations, refreshments and parking. Ticket price includes unlimited standard gauge travel on day of issue.

13/14 RAILWELLS 2016

Hosts: Wells Railway Fraternity
Location: Town Hall, Market Place, Wells, Somerset BA5 2RB
Times: Sat 10.30am-5.30pm, Sun 10.30am-5pm
Prices: Adults £6, children 14+ £4, accompanied children under 14 free
Website: www.railwells.com

Contact: 01749 938362
Features: Layouts, trade support, demonstrations, displays, societies and parking.

13/14 SKIPTON MODEL RAILWAY EXHIBITION

Hosts: Skipton and District Railway Society
Location: Skipton Academy, Gargrave Road, Skipton, North Yorkshire BD23 1UQ
Times: Sat 10am-5pm, Sun 10am-4pm
Prices: Adults £4, children £2, family (2+2) £12
Website: www.skiptonrailsoc.org.uk
Contact: 01282 458018
Features: 12 layouts, trade support, demonstrations, refreshments, parking and disabled access.

14 WEST WALES MODEL RAILWAY EXHIBITION

Hosts: Aeron Valley Railway Society
Location: Llwynelyn Village Hall, A487, Aberaeron, Ceredigion, SA46 0HF
Times: 10am-4.30pm
Prices: TBC
Contact: talfedw@gmail.com
Features: Ten layouts, trade support, refreshments, parking and disabled access.

17 TAUNTON MODEL RAILWAY GROUP - OPEN DAY

Hosts: Taunton Model Railway Group.
Location: Platform One, Bishops Lydeard Station, West Somerset Railway TA4 3RU
Times: 11am-4pm
Prices: Small entrance charge
Website: www.bathgreenpark.co.uk
Contact: 01984 639509
Features: Group layouts on display with occasional trains running.

20 ASTOLAT MODEL RAILWAY CIRCLE EXHIBITION

Hosts: Astolat Model Railway Circle
Location: National Trust, Dapdune Wharf, Wharf Road, Guildford, Surrey GU1 4RR
Times: 11am-5pm
Prices: Adults £3.95, children £2.30, family £11.50, National Trust members free
Contact: 01483 722098
Features: Club and members' layouts, 'N'/'OO' gauge test tracks, meet club members.

20 CRAVEN ARMS MODEL RAILWAY EXHIBITION

Hosts: Craven Arms and District Model Railway Club
Location: Ludlow Racecourse, Bromfield, Ludlow, Shropshire SY8 2BT
Times: 10am-4.30pm
Prices: Adults £2.50, concessions £2, children £1.50
Contact: 01588 672145
Features: 16 layouts, trade support, displays, refreshments, parking and disabled access.

20 NORTHAMPTON MODEL RAILWAY EXHIBITION

Hosts: Northampton and District Model Railway Club
Location: Cogenhoe Village Hall, York Avenue, Cogenhoe, Northampton NN7 1NB
Times: 10am-4.30pm
Prices: Adults £3, children £2, family (2+2) £7
Website: www.ndmrc.org
Contact: 01604 890275
Features: Layouts, trade support, societies, refreshments, parking and disabled access.

20 WHITSTABLE MODEL RAILWAY EXHIBITION

Hosts: East Kent Model Railway Society
Location: Community College Whitstable, Bellevue Road, Whitstable, Kent CT5 1PX
Times: 10am-4pm
Prices: Adults £3, children £1.50, family £7
Contact: 07743 704547
Features: Layouts, trade support, refreshments, parking and disabled access.

20/21 CARNFORTH MODEL RAILWAY WEEKEND

Hosts: Carnforth Station Trust
Location: Carnforth Heritage Centre, Carnforth Station, Warton Road, Carnforth, Lancashire LA5 9TR
Times: Sat 10am-4pm, Sun 10am-4pm
Prices: Adult £2, children free
Website: www.carnforthstation.co.uk
Contact: 01524 735165
Features: Seven layouts, trade support, refreshments and parking.

20/21 CRICH MODEL TRAM, BUS AND RAILWAY EXHIBITION

Hosts: National Tramway Museum
Location: National Tramway Museum, Crich Tramway Village, Crich, Derbyshire DE4 5DP
Times: Sat 10am-5pm, Sun 10am-5pm
Prices: Adults £16, concessions £10, children £9, family (2+3) £39
Website: www.tramway.co.uk
Features: Layouts, trade support, displays, museum exhibits, tram rides, refreshments and parking.

20/21 INVERNESS AND DISTRICT MODEL RAILWAY CLUB EXHIBITION

Hosts: Inverness and District Model Railway Club
Location: Jurys Inn Hotel, Millburn Road, Inverness IV2 3TR
Times: Sat 10am-5pm, Sun 10am-4pm
Prices: Adult £5, accompanied children £2, family (2+2) £10
Contact: 017801 593637
Features: Layouts, trade support, refreshments, parking and disabled access.

20/21 SCARBOROUGH AND DISTRICT RAILWAY MODELLERS 2016 SHOW

Hosts: Scarborough and District Railway Modellers
Location: Memorial Hall, Potter Hill, Pickering, North Yorkshire YO18 8AA
Times: Sat 10am-5pm, Sun 10am-4pm
Prices: Adults £5, concessions £4.50, children free
Contact: 07788 713874
Features: Ten layouts, trade support, demonstrations, refreshments and disabled access. North Yorkshire Moors Railway nearby.

20/21 ULSTER MODEL RAILWAY CLUB EXHIBITION

Hosts: Ulster Model Railway Club
Location: Whitla Hall, Methodist College, Malone Road, Belfast BT9 6BY
Times: Sat 10am-5pm, Sun 1pm-5pm
Prices: Adult £4, concessions £3, children £2, family (2+2) £10
Website: www.ulstermodelrailwayclub.co.uk
Contact: 07850 953563
Features: Layouts, trade support, societies, displays, refreshments, parking and disabled access.

21 PORTHCAWL RAILWAY CLUB MODEL SHOW

Hosts: Porthcawl Railway Club
Location: Grand Pavilion, The Esplanade, Porthcawl, CF36 3YW
Times: 10am-4pm
Prices: Adults £3
Contact: 07923 095272
Features: More than 20 layouts, model boats, aeroplanes and refreshments.

24 TAUNTON MODEL RAILWAY GROUP - OPEN DAY

Hosts: Taunton Model Railway Group.
Location: Platform One, Bishops Lydeard Station, West Somerset Railway TA4 3RU
Times: 11am-4pm
Prices: Small entrance charge
Website: www.bathgreenpark.co.uk
Contact: 01984 639509
Features: Group layouts on display with occasional trains running.

27 BOURNVILLE MODEL RAILWAY CLUB EXHIBITION

Hosts: Bournville Model Railway Club
Location: Hollymoor Centre, Manor Park Grove, Northfield, Birmingham B31 5ER
Times: 10am-4.30pm
Prices: Adults £4.50, children £1, family (2+2) £9
Website: www.bournvillermc.co.uk
Contact: 0121 478 2587
Features: 16 layouts, trade support, demonstrations, refreshments, parking and disabled access.

27 HILLINGDON RAILWAY MODELLERS TEST TRACK OPEN DAY

Hosts: Hillingdon Railway Modellers
Location: Yiewsley Baptist Church Hall (side entrance), 74 Colham Avenue, Yiewsley, Hillingdon, London UB7 8HF
Times: 10am-4pm
Prices: £4
Website: www.hillingdonrailwaymodellers.co.uk
Features: Three club test tracks in 'O', 'OO' and 'N' available, DC and DCC, club sales, meet club members and refreshments.

27 NORTH CORNWALL AND DEVON MODEL RAILWAY CLUB RUNNING DAY AND EXHIBITION

Hosts: North Cornwall and Devon Model Railway Club
Location: Parkhouse Centre, Bude, Cornwall EX23 8LD
Times: 10am-4pm
Prices: Adults £3, accompanied children free, unaccompanied children £1
Contact: 01566 772667
Features: 22 layouts, trade support, demonstrations and refreshments.

27/28 BORDER RAIL 2016

Hosts: Hawick and District Railway Society
Location: The Auld Baths, Bath Street, Hawick TD9 7DP
Times: Sat 10am-5pm, Sun 10am-4pm
Prices: Adults £4, concessions £3, children £2
Contact: 01450 375787
Features: Ten layouts, trade support, demonstrations, societies and refreshments.

27/28 HAYLE MODEL RAILWAY CLUB AND DUCHY RAILROADERS EXHIBITION

Hosts: Hayle Model Railway Club and Duchy Railroaders
Location: Hayle Day Care Centre, Commercial Road, Hayle, Cornwall TR27 4DE
Times: Sat 10am-5pm, Sun 10am-4pm
Prices: Adults £4, children £2, family (2+2) £9
Website: www.haylemrc.org.uk
Features: Layouts, trade support, refreshments, parking and disabled access.

27/28 SEDGEMOOR RAIL 2016

Hosts: Burnham and District Model Railway Club
Location: King Alfred School, Burnham Road, Highbidge, Somerset TA9 3EE
Times: Sat 10.30am-4.30pm, Sun 10am-4pm
Prices: Adults £4, concessions £4, children £3
Website: www.burnhamanddmrc.org
Features: Layouts, trade support, demonstrations, refreshments, parking and disabled access.

27-29 GAINSBOROUGH MODEL RAILWAY SOCIETY - OPEN DAYS

Hosts: Gainsborough Model Railway Society
Location: Florence Terrace, Gainsborough, Lincolnshire DN21 1BE
Times: Sat 1.30pm-6pm, Sun 1.30pm-6pm, Mon 10.30am-6pm
Prices: Adults £4, concessions £3, children £3, family (2+2) £10
Website: www.gainsboroughmodelrailway.co.uk
Contact: 01427 615871
Features: Showcasing the LNER in the heyday of steam, featuring dozens of 'O' gauge trains on the club's extensive East Coast layout.

27-29 JERSEY MODEL RAILWAY SHOW

Hosts: Jersey Model Railway Club
Location: St Peters Youth and Community Centre, St Peters, Jersey, Channel Islands
Times: Sat 12pm-5pm, Sun 10am-5pm, Mon 10am-5pm
Prices: Adults £4, concessions £3, children £2, family £10
Contact: 07797 837846
Features: Nine layouts, trade support, refreshments and disabled access.

27-29 MACHYNLLETH MODEL RAILWAY EXHIBITION

Hosts: Corris Railway Society
Location: The Plas, Machynlleth, Powys SY20 8ER
Times: Sat 10.30am-5pm, Sun 10.30am-5pm, Mon 10.30am-5pm

Prices: Adults £4, concessions £3.50, children £2, family (2+2) £10

Website: www.corris.co.uk
Contact: 01654 702327

Features: Layouts, trade support, refreshments and parking. Corris Railway also operating all weekend.

28 HODDESDON MODEL AND RAILWAY CLUB SHOW

Hosts: Hoddesdon Model and Railway Club
Location: Club Site, Old Mill, Mill Lane, Broxbourne, Hertfordshire EN10 7AX
Times: 10am-5pm
Prices: Adults £2, children £1
Website: www.hoddesdonmrc.org.uk
Contact: 07542 560493
Features: Layouts, trade support, children's rides, radio controlled boats, refreshments and parking.

29 HARROGATE MODEL RAILWAY SHOW

Hosts: Bilton Grange MRC
Location: Bilton United Reformed Church, Woodfield Road, Harrogate, North Yorkshire HG1 4LN
Times: 10am-4pm
Prices: Adults £3, children £1, family (2+2) £6
Contact: 01423 521542
Features: 14 layouts, trade support, refreshments, parking and disabled access.

31 TAUNTON MODEL RAILWAY GROUP - OPEN DAY

Hosts: Taunton Model Railway Group.
Location: Platform One, Bishops Lydeard Station, West Somerset Railway TA4 3RU
Times: 11am-4pm
Prices: Small entrance charge
Website: www.bathgreenpark.co.uk
Contact: 01984 639509
Features: Group layouts on display with occasional trains running.

SEPTEMBER

3 CUMBERNAULD MODEL RAILWAY GROUP OPEN DAY

Hosts: Cumbernauld Model Railway Group
Location: The Link Community Education Centre, Bron Way, Cumbernauld, North Lanarkshire G67 1EW
Times: 10am-4pm
Prices: Adults £1, accompanied children free
Website: www.cumbernauldmrg.org.uk
Contact: 01236 612099
Features: Club layouts, refreshments, parking and disabled access.

3 TADWORTH AUTUMN MODEL RAILWAY EXHIBITION

Hosts: North Downs Model Railway Circle
Location: The Good Shepherd Church Hall, Station Approach Road, Tadworth, Surrey KT20 5AE
Times: 10am-5pm
Prices: Adults £5, concessions £4, children £3, family (2+2) £10
Website: www.ndmrc.info
Contact: 07758 458827
Features: 26 layouts, trade support, demonstrations, refreshments, parking and disabled access.

3 OLNEY MODEL RAILWAY CLUB EXHIBITION

Hosts: Olney Model Railway Club
Location: Carlton House Club, High Street, Olney, Buckinghamshire MK46 4BB
Times: 10.30am-4.30pm
Prices: Adults £2.50, concessions £2
Contact: 07752 683619
Features: Ten layouts, trade support, societies, refreshments and parking.

3/4 ANDOVER MODEL RAILWAY CLUB EXHIBITION

Hosts: Andover Model Railway Club
Location: John Hanson School, Floral Way, Andover, Hampshire SP10 3PB
Times: Sat 10am-5pm, Sun 10am-4pm
Prices: Adults £5, concessions £4.50, children £1
Contact: 07967 685267
Features: 20 layouts, trade support, demos, societies, refreshments, parking and disabled access.

3/4 BLACKBURN AND EAST LANCASHIRE MODEL RAILWAY EXHIBITION

Hosts: Blackburn and East Lancashire Model Railway Society
Location: Hyndburn Leisure Centre, Henry Street, Church, Accrington BB5 4EP

Times: Sat 10am-5pm, Sun 10am-5pm
Prices: Adults £7, accompanied children free
Website: www.belms.org
Contact: 01254 603965
Features: 15 layouts, trade support and demonstrations.

3/4 DARLINGTON MODEL RAILWAY EXHIBITION

Hosts: Darlington Model Railway Club
Location: Head of Steam Museum, Station Road, Darlington DL3 6ST
Times: Sat 10am-4pm, Sun 10am-4pm
Prices: Adults £4.95, concessions £3.75, children £3, family (2+2) £10
Contact: andrew.bower@ntlworld.com
Features: Layouts, trade support, demonstrations and societies.

3/4 GAUGEMASTER MODEL RAILWAY OPEN WEEKEND

Hosts: Gaugemaster
Location: Gaugemaster House, Ford Road, Arundel, West Sussex BN18 0BN
Times: Sat 9am-5.30pm, Sun 10am-4pm
Prices: Free
Website: www.gaugemaster.com/openweekend
Contact: 01903 884488
Features: Layouts, displays, demonstrations, societies, live steam rides, refreshments and parking.

3/4 GUILDEX 2016

Hosts: Gauge O Guild
Location: Telford International Centre, St Quentin Gate, Telford, Shropshire TF3 4JH
Times: Sat 10am-4.30pm, Sun 10am-4pm
Prices: Members £5, non-members £10
Website: www.gauge0guild.com
Features: Layouts, trade support, demos and test track.

3/4 HEART OF THE MIDLANDS MODEL RAILWAY EXHIBITION

Hosts: Soar Valley Model Railway Club
Location: Loughborough Grammar School, Leicester Road, Loughborough LE11 2AQ
Times: Sat 10.30am-5pm, Sun 10.30am-4pm
Prices: Adults £8, concessions £7, children £4, family (2+3) £20
Website: www.svmrc.co.uk
Features: 23 layouts, trade support, demonstrations, refreshments, parking and disabled access.

3/4 LLANFAIR GARDEN RAILWAY SHOW

Hosts: Llanfair Garden Railway Show
Location: Llanfair Caereinion Leisure Centre, Llanfair, Welshpool SY21 0HW
Times: Sat 10am-4.30pm, Sun 10am-4pm
Prices: Adults £6.50, accompanied children free
Contact: 07796 863249
Features: G scale and 16mm layouts, trade support, refreshments and parking.

3/4 MEDWAY MODEL RAILWAY SHOW

Hosts: Medway Model Show Group
Location: Fort Pitt Grammar School, Fort Pitt Hill, Chatham, Kent ME4 6TJ
Times: Sat 10am-5pm, Sun 10am-4pm
Prices: Adults £5, children £2.50, family (2+2) £12
Contact: 07821 254232
Features: Layouts, trade support, refreshments and parking.

3/4 TAUNTON MODEL RAILWAY GROUP - OPEN DAYS

Hosts: Taunton Model Railway Group.
Location: Platform One, Bishops Lydeard Station, West Somerset Railway TA4 3RU
Times: Sat 10.30am-4.30pm, Sun 10.30am-4.30pm
Prices: Adults £1.50, children 75p
Website: www.bathgreenpark.co.uk
Contact: 01984 639509
Features: Tamerig and Bath Green Park layouts in operation.

4 BRESSINGHAM MODEL RAILWAY SHOW

Hosts: Bressingham Steam Museum
Location: Bressingham Steam Museum, Diss, Norfolk IP22 2AA
Times: 10.30am-5pm
Prices: Admission £5
Website: www.bressingham.co.uk
Features: 17 layouts, trade support, demonstrations and societies.

10 BISHOPS STORTFORD MODEL RAILWAY EXHIBITION

Hosts: Bishops Stortford Railway Society
Location: Birchwood High School, Parsonage Lane, Bishops Stortford CM23 5BD

Times: 10.30am-4.30pm
Prices: Adults £5, children £2, family £10
Website: bsrs.webplus.net
Contact: 07736 308696
Features: 30 layouts, trade support, live steam, refreshments, parking and disabled access.

10 BURY ST EDMUNDS MODEL RAILWAY EXHIBITION

Hosts: Bury St Edmunds Model Railway Club
Location: Risby Village Hall, Risby, Bury St Edmunds IP28 6RT
Times: 10am-4pm
Prices: Adults £5, concessions £4, accompanied children free
Website: www.burystedmundsmrc.com
Contact: 01284 811180
Features: Layouts, trade support, refreshments, parking and disabled access.

10 HEYWOOD MODEL RAILWAY GROUP OPEN DAY

Hosts: Heywood Model Railway Group
Location: Club Rooms, Unit 3, Park Works, River Street, Heywood, Lancashire OL10 4AB
Times: 10am-4pm
Prices: Free (donations welcome)
Website: www.hmrg.co.uk
Features: Club layouts, refreshments and parking.

10 ROMILEY MODEL RAILWAY EXHIBITION

Hosts: Romiley Methodist Railway Modellers
Location: Romiley Methodist Church and Schoolroom, Hill Street, Romiley, Stockport SK6 3AA
Times: 10.30am-4.30pm
Prices: By donation. Proceeds to Action for Children
Website: www.unwick.co.uk
Contact: 0161 406 7572
Features: 14 layouts, trade support, refreshments and disabled access.

10/11 BLAENAVON MODEL RAILWAY CLUB OPEN WEEKEND

Hosts: Blaenavon Model Railway Club
Location: Pontypool and Blaenavon Railway, Furnace Sidings, Blaenavon NP4 9SF
Times: Sat 11am-5pm, Sun 11am-5pm
Prices: Adults £3, concessions £2
Contact: peter.drummond1@btinternet.com
Features: Ten layouts. Free admission for holders of valid steam railway tickets.

10/11 FAVERSHAM MODEL RAILWAY EXHIBITION

Hosts: Faversham Model Railway Club
Location: Abbey School, London Road, Faversham, Kent ME13 8RZ
Times: Sat 10am-4.30pm, Sun 10am-4pm
Prices: Adults £5, children £3
Website: www.favershammrc.org.uk
Contact: 07931 589001
Features: 19 layouts, trade support, societies, refreshments, parking and disabled access.

10/11 INTERNATIONAL 'N' GAUGE SHOW

Hosts: Meridienne Exhibitions
Location: Warwickshire Exhibition Centre, The Fosse, Fosse Way, Leamington Spa CV31 1XN
Times: Sat 10am-5pm, Sun 10am-4pm
Prices: Adults £10 (£9), concessions £9 (£8), children £5 (£4), family (1+3) £15 (£13), family (2+3) £25 (£22) – advance ticket prices in brackets
Website: www.ngaugeshow.co.uk
Features: 30+ layouts, trade support, societies, displays, refreshments and parking.

10/11 RAILWAY ENTHUSIASTS' CLUB MODEL RAILWAY EXHIBITION

Hosts: Railway Enthusiasts' Club
Location: Woking Leisure Centre, Woking Park, Kingfield Road, Woking, Surrey GU22 9BA
Times: Sat 10.30am-5.30pm, Sun 10am-5pm
Prices: Adults £8, children £3 (one child free per paying adult)
Website: www.rec-farnborough.org.uk
Contact: 01252 542574
Features: Layouts, trade support, demos, societies, refreshments, parking and disabled access.

10/11 SWINDON RAILWAY FESTIVAL

Hosts: STEAM – Museum of the Great Western Railway
Location: STEAM, Firefly Avenue, Swindon, Wiltshire SN2 2EY
Times: Sat 10am-5pm, Sun 10am-5pm
Prices: Adults £12, concessions £9, children £8, family (2+1) £28, family (2+2) £32
Website: www.steam-museum.org.uk
Features: Layouts, trade support, demonstrations, societies, refreshments and disabled access.

11 WESTON-SUPER-MARE LATE SUMMER MODEL RAILWAY SHOW

Hosts: Keith Price
Location: The Campus, Highlands Lane, Locking Castle, Weston-super-Mare BS24 7DX
Times: 10am-4.30pm
Prices: Adults £6.50, concessions £6, children £2, family £15
Website: www.westonsupermaretrainshow.com
Contact: 01934 425075
Features: 25 layouts, trade support, demonstrations, refreshments, parking and disabled access.

14 PRESTON AND DISTRICT MODEL RAILWAY SOCIETY OPEN EVENING

Hosts: Preston and District Model Railway Society
Location: Unit 12, Aqueduct Mill, Aqueduct Street, Preston, Lancashire
Times: 7.30pm-10pm
Prices: Free
Contact: 07776 438933
Features: Club layouts and meet club members.

17 CULM VALLEY MODEL RAILWAY EXHIBITION

Hosts: Culm Valley Model Railway Club
Location: Willand Village Hall, Cullompton, Devon EX15 2PL
Times: 10am-4.30pm
Prices: Adults £4, children £1.50
Website: www.cvmrc.co.uk
Contact: 01884 840369
Features: 16 layouts, trade support, refreshments, parking and disabled access.

17 LICHFIELD MODEL RAILWAY EXHIBITION

Hosts: Trent Valley Model Railway Society
Location: The Life Church, Netherstowe, Lichfield WS13 6TS
Times: 10am-4.30pm
Prices: Adults £4, concessions £3, children £3, family (2+2) £11
Website: www.tvrms.org.uk
Contact: 01827 52358
Features: 14 layouts, trade support, refreshments, parking and disabled access.

17 MID ESSEX MODEL RAILWAY EXHIBITION

Hosts: Mid Essex Model Railway Club
Location: Shenfield High School, Shenfield, Essex CM15 8PX
Times: 10am-5pm
Prices: Adults £5, children £3
Website: www.midsexmrc.org
Features: 22 layouts, trade support, parking and disabled access. Free classic bus link between venue and Shenfield railway station.

17 WADEBRIDGE MODEL RAILWAY SHOW

Hosts: Wadebridge 34007 Society
Location: Wadebridge School, Gonnenna Hill, Wadebridge, Cornwall PL27 6BU
Times: 10am-5pm
Prices: Adults £3.50, concessions £3, children £2, family £10
Contact: vfgnsu@yahoo.co.uk
Features: Layouts, trade support, displays, refreshments, parking and disabled access.

17/18 AYR MODEL RAILWAY EXHIBITION

Hosts: Ayr Model Railway Group
Location: Citadel Leisure Centre, South Harbour Street, Ayr KA7 1JB
Times: Sat 10am-5pm, Sun 10am-4pm
Prices: Adults £5, children £3, family (2+2) £12
Website: www.ayrmrg.co.uk
Contact: 01292 520495
Features: Layouts, trade support, demonstrations, refreshments, parking and disabled access.

17/18 BLACKPOOL AND NORTH FYLDE MODEL RAILWAY CLUB SHOW

Hosts: Blackpool and North Fylde Model Railway Club
Location: Cardinal Allen High School, Melbourne Avenue, Fleetwood, Lancashire FY7 8AY
Times: Sat 10am-5pm, Sun 10am-4pm
Prices: Adults £5.50, concessions £5, unaccompanied children £2.50, accompanied children free
Website: www.blackpoolandnorthfyledemrc.co.uk
Features: 20 layouts, trade support, refreshments, parking and disabled access.

17/18 COVENTRY MODEL RAILWAY CLUB OPEN WEEKEND

Hosts: Coventry Model Railway Club
Location: Coventry Canal Basin, Leicester Row, Coventry CV1 4LH
Times: Sat 10am-5pm, Sun 10am-4pm
Prices: Adults £2, accompanied children under 13 free
Contact: 07411 438626
Features: Four layouts, demonstrations and refreshments.

GET MORE ONLINE!

FOR MORE SHOWS AND THE VERY LATEST LISTINGS VISIT

WWW.HORNBYMAGAZINE.COM
 FOR OUR ONLINE SHOW GUIDE

17/18 DARTFORD MODEL RAILWAY EXHIBITION

Hosts: Erith Model Railway Society
Location: The Leigh Academy, Green Street Green Road, Dartford, Kent DA1 1QE
Times: Sat 10am-5pm, Sun 10am-4pm
Prices: Adults £5, concessions £4.50, children £2.50, family £13.50
Contact: 07736 560956
Features: 20 layouts, trade support, demonstrations, refreshments, parking and disabled access.

17/18 EXPO EM NORTH

Hosts: EM Gauge Society
Location: George H Carnell Leisure Centre, Kingsway Park, Davyhulme, Manchester M41 7FJ
Times: Sat 10.30am-5.30pm, Sun 10am-4.30pm
Prices: Members £7, non-members TBC
Website: www.emgs.org
Features: 13 layouts, trade support, demonstrations, displays, refreshments and parking. Free vintage bus operating between venue and Urmston railway station.

17/18 REDDITCH MODEL RAILWAY EXHIBITION

Hosts: Redditch Model Railway Club
Location: Trinity High School, Grove Street, Redditch B98 8HB
Times: Sat 10am-5pm, Sun 10am-4.30pm
Prices: Adults £5, concessions £4.50, children £3, family (2+2) £14
Website: www.redditch-mrc.com
Features: Layouts, trade support, refreshments, parking and disabled access.

18 CHICHESTER STEAM ON SUNDAY OPEN AFTERNOON

Hosts: Chichester and District Society of Model Engineers
Location: Blackberry Lane, off Bognor Road, Chichester, West Sussex PO19 7FS
Times: 2pm-5pm
Prices: Admission to site FREE, train tickets £1 each
Website: www.cdsme.co.uk
Contact: 07954 051594
Features: Train rides, model railway layout and refreshments.

18 HAYWARDS HEATH MODEL RAILWAY EXHIBITION

Hosts: HH175
Location: Dolphin Leisure Centre, Pasture Hill Road, Haywards Heath, West Sussex RH16 1LY
Times: 10am-5pm
Prices: Adults £5, children under 14 free
Website: www.HH175th.co.uk
Features: 19 layouts, trade support, displays, societies, refreshments and disabled access. Event commemorating 175th anniversary of Haywards Heath railway station. Special DEMU shuttle also running between Haywards Heath and Ardingly.

PLANNING AN EXHIBITION?

● Hornby Magazine's Show Guide is a free listing which allows you to promote a forthcoming model railway show. Contact Hornby Magazine by calling 01780 755131 or e-mail: hornbymagazine@keypublishing.com. Please ensure you include appropriate contact details for the public as we are unable to publish the listing without this.

Selling your model railways?

Warwick and Warwick have an expanding requirement for early to modern collections of British and Foreign trains and train sets from large accumulations to items of individual value. Our customer base is increasing dramatically and we need an ever larger supply of quality material to keep pace with demand. The market has never been stronger and if you are considering the sale of your collection, now is the time to act.



FREE VALUATIONS - We will provide a free, professional valuation of your collection, without obligation on your part to proceed. Either we will make you a fair, binding private treaty offer, or we will recommend inclusion of your property in our next public auction.

FREE TRANSPORTATION - We can arrange insured transportation of your collection to our Warwick offices completely free of charge. If you decline our offer, we ask you to cover the return carriage costs only.

FREE VISITS - Visits by our valuers are possible anywhere in the country or abroad, usually within 48 hours, in order to value large collections. Please phone for details.

ADVISORY DAYS - We are staging a series of advisory days and will be visiting the following towns within the next few weeks: Plymouth, Exeter, Liverpool, Southport, Peterborough, Gloucester, Burton upon Trent, Belfast, Buckingham, Grantham, Stamford, Crewe, Kidderminster, Llanelli, Pontypridd, Worthing, Farnham and Salisbury.

Please visit our website or telephone for further details.

EXCELLENT PRICES - Because of the strength of our customer base we are in a position to offer prices that we feel sure will exceed your expectations.

ACT NOW - Telephone or email Richard Beale today with details of your property.



Get the experts on your side!



Warwick & Warwick

AUCTIONEERS AND VALUERS
www.warwickandwarwick.com

Warwick & Warwick Ltd., Chalon House, Scar Bank,
Millers Road, Warwick CV34 5DB England

Tel: (01926) 499031 • Fax: (01926) 491906
Email: richard.beale@warwickandwarwick.com

SPALDING MODEL RAILWAY EXHIBITION

www.spaldingmodelrailwayclub.org.uk

SATURDAY 12TH & SUNDAY 13TH NOVEMBER 2016

9.30am-10.00am each day Wheelchair & disabled Visitors only

Sat: 10.00am - 5.00pm Sun: 10.00am - 4.30pm

SPRINGFIELDS EVENTS CENTRE, CAMEL GATE, SPALDING, Lincs. PE12 6ET
(NEXT TO THE SPRINGFIELDS OUTLET SHOPPING CENTRE)

Prices held for the 4th year

ADMISSION: ADULTS - £7.00 OAPS - £6.00

- **Over 30 Layouts**
- **Many Trade Stands**
- **FREE Parking**
- **FREE Colour Programme**
- **Restaurant**
- **Demonstrations**
- **Disabled Access**
- **Signposted**

**CHILDREN
FREE WHEN
ACCOMPANIED
BY AN
ADULT**

EAST OF ENGLAND'S PREMIER MODEL RAILWAY SHOW

EXHIBITION SPONSORS

HORNBY
magazine

Tel: 01780 480404 Overseas: +44 (0)1780 480404
www.hornbymagazine.com email: subs@keypublishing.com

*Kytes Lights &
Model Enhancements*

Tel: 07973 197787
email: joekyte1@aol.com

MODEL
CHELTENHAM
CENTRE

Tel: 01242 523117 or 234644
sales@cheltenhammodelcentre.co.uk

From DC Kits
High Quality Sounds
from LEGOMANBIFFO

Tel: 0113 256 3415
email: charlie@dckits.co.uk




TTC DIECAST.COM

107 NOTTINGHAM ROAD, DERBY, 01332 343943 - MODEL RAILWAYS - MODEL BUSES - MODELS CARS - MODEL TRUCKS

Have you seen our prices?

Our Bachmann, Hornby, Farish, Heljan and Dapol are some of the most keenly priced in the UK.

HORNBY			
			
Ref	Description	RRP	Our Price
R3129	Sr Class M7 (Southern Sunline Lettering)	129.99	118.17
R3132	Lner Class A3 'Book Law'	152.99	139.08
R3161B	Sr 2 Bil 2 Car Emu Train Pack	123.99	87.95
R3167	Br "Glastonbury Abbey" 4000 Class	134.99	122.72
R3168	Br Class 8 - Duke Of Gloucester - R/road	82.99	75.45
R3169	Gwr "Olton Hall" 5900 Class R/road	82.99	75.45
R3170	Gwr "Adderley Hall" 4900 Class R/road	82.99	75.45
R3194	Br (Early) Schools Class "Epsom"	133.99	121.81
R3202	Br "Flying Scotsman" 50 Years	154.49	154.49
R3205	Br "Rood Ashton Hall" 4900 Class	119.99	109.08
R3194	BR 4-4-0 'Brighton' Schools Class	139.99	99.99
R3210	Gwr 2800 2-8-0 Locomotive	144.25	131.40
R3220	Tyseley Collection 'Pitchford Hall'	199.99	181.81
R3221	LMS 46233 Duchess & Support Coach	169.99	154.54
R3223	Br 2-8-0 42xx Class	119.99	99.99
R3224	Br 2-8-0 52xx Class	119.99	99.99
R3226	Br 2-8-2 72xx Class	129.99	118.17
R3227	BR 2-8-0 Class O1 - Late BR - 63663	131.25	119.32
R3229	Br 2-6-0 British Monarch Star Class	134.99	122.72
R3237	Nrm Caerphilly Castle	146.99	146.99
R3239/40	Br Late/Early Class 700 0-6-0	109.99	99.99
R3242	Br Early Class K1	129.99	118.17
R3245TTS	TTS Br A1 60163 Tornado	154.99	149.99
R3258/9	Br 2 Bil Blue	130.25	87.95
R3262	DCR A1A-A1A Diesel Class 31 31452	162.25	147.50
R3270	Midland Mainline Hst Teal Green	209.99	190.90
R3272	EWS Class 67 'Royal Sovereign'	139.99	110.00
R3275	Br Class 31 Dutch Livery	62.99	57.26
R3276	Lms Compound With Fowler Tender	74.99	68.17
R3277	GWR County Of Devon	69.99	63.63
R3280	LNER A4 4496 Golden Shuttle	76.99	69.99
R3281	NRM Class 08	36.99	28.99
R3284TTS	TTS Lner A1 Flying Scotsman Sound	99.99	94.99
R3285TTS	TTS Lner A4 Gadwell Sound	99.99	97.99
R3286TTS	TTS Br Class 40 Empress Of Canada	84.99	82.99
R3287TTS	TTS Br Large Logo Class 47 47401 Sound	84.99	74.99
R3304	BR 0-6-0T 700 Class, BR, Weathered	109.99	99.99
R3305	BR 2-6-0 K1 Class, BR (Early), Weathered	129.99	118.17
R3344	Network Rail Class 31	162.25	147.49
R3348/9	EWS Class 67 67016/24	139.99	127.26

BACHMANN			
			
Ref	Description	RRP	Our Price
31-364/5	CI 03	89.95	76.46
31-366	CI 03 BR Green	82.95	70.51
31-635/6	CI 64xx	84.95	72.21
31-780/1	Modified Hall	124.95	106.21
31-782/3	Modified Hall Wthd	134.95	114.71
			
32-034A	CI 20 BR Green	114.95	97.71
32-038DS	CI 20 BR Blue (Sound)	229.95	195.46
32-044	CI 20 D8028 BR Green	109.95	93.46
32-065/6/7	CI 43 'Warship'	139.95	118.96
32-084/5	CI 56XX	89.95	76.46
32-784	CI 37/0 Mainline	124.95	106.21
32-785DS	CI 37/0 BR Departmental	239.95	203.96
			
32-786	CI 37/0 EWS Wthrd	124.95	106.21
35-075/6	CI E4	109.95	93.46
35-077/8	CI E4	109.95	93.46

HELJAN			
			
Ref	Description	RRP	Our Price
1600/1/2	Class 16 various	134.99	106.49
1603/4/5	Class 16 various	134.99	106.49
2608/9	Class 26/1 various	108.99	90.99
2660/1/2/3/4	Class 26/0 various	119.95	99.99
3414/30/1/4	Class 33 various	119.00	99.49
3519/20/21	Class 35 various	119.95	99.99
8801/2/3	AC Rail Cars various	119.95	99.49
2500/1/2/3	Class 05 shunter various	129.95	108.99
2520/1/2/3	Class 05 shunter various	129.95	108.99
3910/1/2/3	Tango 02 various - *pre order*	184.95	154.49
8750/1/2/3	Park Royal Railbus various	119.95	99.99
8920/1/2/3	HELJAN 8920 Class 128 various	119.95	99.99
9000/1/2/3/4	Metropolitan 17 - *pre order*	139.95	116.99



Welcome to our project update feature, with the latest status of forthcoming releases from all major manufacturers. Use it to see the progress of projects you are interested in. The web address in the "link" column can be used to view products online, and to place your preorders.

0151 733 3655

**17 Montague Road,
Widnes, WA8 8FZ**

Phone opening times: Mon to Sat 7:30am-4pm
Shop opening times: Mon to Sun 9am-5pm

	Link	Price	Date announced	CAD done	In Tooling	Seen 1st EP	Decorated samples	In production	On Board Ship	Released
Wickham trolley car	ehattons.com/wtc	£67.96	Mar 2013							
Stanier Mogul 2-6-0	ehattons.com/5p4f	£127.46	Mar 2013							
Class 450	ehattons.com/cl450	£254.96-£271.96	Mar 2015							
LNWR Webb coal tank	ehattons.com/wct	£97.71	Sep 2014							
Birdcage Coaches	ehattons.com/bc	£50.96	Mar 2014							
Class 414 2-HAP	ehattons.com/cl414	£119.50 (EST)	Mar 2016							

Class 117, Class 121, Class 24/1, J72, 6P, V2, 3F, J39, K3, 94xx, H2 Atlantic - view these projects at www.ehattons.com/projectupdates

	Link	Price	Date announced	CAD done	In Tooling	Seen 1st EP	Decorated samples	In production	On Board Ship	Released
Class 68	ehattons.com/c68	£118.00 (EST)	April 2014							
Class 121/122	ehattons.com/dapolbubble	£103-134.95	Dec 2012							

Class B4, IDA flat, Turbot, GWR Railcar, Class 59 - view these projects at www.ehattons.com/projectupdates

	Link	Price	Date announced	CAD done	In Tooling	Seen 1st EP	Decorated samples	In production	On Board Ship	Released
J94	ehattons.com/j94	£82.00-£99.00	Aug 2014							
Golden Arrow Class 71s	ehattons.com/goldenarrow	£139.95	Jun 2016							
14xx	ehattons.com/14xx	£99.00	Sep 2014							
Hatton's King	ehattons.com/king	£169.00- £179.00	Aug 2014							


	Link	Price	Date announced	CAD done	In Tooling	Seen 1st EP	Decorated samples	In production	On Board Ship	Released
Class 1361/1366	ehattons.com/1361	£124	Nov 2013							
4-wheel A & B Tanks	ehattons.com/heltank	£20.50-£76	Nov 2015							
Class 07 Shunter	ehattons.com/cl07	£99.00 (EST)	Jan 2016							

Class 4700, Class 1366, Class 1361 - view these projects at www.ehattons.com/projectupdates

	Link	Price	Date announced	CAD done	In Tooling	Seen 1st EP	Decorated samples	In production	On Board Ship	Released
Class Q6 Raven	ehattons.com/Q6	£118.99	Nov 2015							
Class 71	ehattons.com/c71	£127.50	Nov 2014							
Hornby Adams Radial	ehattons.com/horar	£111.10	Dec 2014							
SR Maunsell Coaches	ehattons.com/exsmaun	£39.99	Jun 2015							
Peckett 0-4-0	ehattons.com/peckett	£70.00	Oct 2015							
Class B12 Holden	ehattons.com/B12	£123.00	Nov 2015							
Merchant Navy	ehattons.com/mn	£144.00-£162.00	Mar 2015							

view these projects at www.ehattons.com/projectupdates

	Link	Price	Date announced	CAD done	In Tooling	Seen 1st EP	Decorated samples	In production	On Board Ship	Released
Dean Goods	ehattons.com/oxdg	£95	Jan 2015							
Hatton's ICI hopper	ehattons.com/ici	£24.00 / £25.00	Mar 2015							
Carliat Car Carrying Wagon	ehattons.com/carliat	£25.00	May 2016							

 Shows the stage the project is at based on the information available to us. CAD: Computer Aided Design. 1st EP: First Engineering Prototype. TBC: Price is yet To Be Confirmed (EST): Price is estimated.

You can view extended lists, preorder & comment on all of these projects at

www.ehattons.com/projectupdates

Information correct at the time of going to press. All information subject to change



Now Available to Pre-Order

Hatton's Exclusive Golden Arrow Class 71s

Due in stock by October 2016



Pre-order for £139.95 each

OO71-002HAT - Class 71 E5015 in BR Southern Region light green with full Golden Arrow headboards, arrows and flags pre-fitted - Exclusive to Hatton's

OO71-004HAT - Class 71 E5013 in BR Blue with full Golden Arrow headboards, arrows and flags pre-fitted - Exclusive to Hatton's



Dean Goods Pre-order for £95



OR76DG001 Dean Goods 0-6-0 2309 in Great Western green
OR76DG002 Dean Goods 0-6-0 2409 in BR Black early emblem
OR76DG003 Dean Goods 0-6-0 2475 in Great Western green



Class 1361 Pre-order for £124



1300 - Class 1361 0-6-0ST 1361 in GWR photographic grey
1301 - Class 1361 0-6-0ST 1363 in GWR green with shirtbutton
1302 - Class 1361 0-6-0ST 1364 in GWR green
1303 - Class 1361 0-6-0ST 1365 in BR black with early emblem
1304 - Class 1361 0-6-0ST 1363 in BR black with late crest

Class 1366 Pre-order for £124



1320 - Class 1366 0-6-0PT 1366 in GWR green with shirtbutton
1321 - Class 1366 0-6-0PT 1369 in Great Western green as preserved
1322 - Class 1366 0-6-0PT 1370 in GWR green
1323 - Class 1366 0-6-0PT 1367 in BR black with early crest
1324 - Class 1366 0-6-0PT 1368 in BR black with late crest



Class 414 2-HAP Pre-order for 186.95 (estimated)



31-390 - Class 414 2-HAP EMU 6061 in BR green
31-391 - Class 414 2-HAP EMU 6062 in BR blue & grey
31-392 - Class 414 2-HAP EMU 4322 in Network SouthEast livery



Class 319 EMU Pre-order for £144.46 (estimated)



372-875 - Class 319 319004 in Network SouthEast livery
372-876 - Class 319 319382 in Thameslink livery
372-877 - Class 319 319362 "Northern Powerhouse" in Northern Rail livery

Limited Edition J94s & Austerities, Class 14xx & Kings from Hatton's, being produced by DJ Models

Class 14xx Pre-order for £99



Pristine

H1401 48xx 4825 in GWR unlined green Great Western
H1404 58xx 5808 in GWR unlined green Shirtbutton
H1406 14xx 1420 in GWR unlined green GWR
H1408 58xx 5816 in BR lined black BRITISH RAILWAYS
H1409 14xx 1470 in BR lined black early emblem
H1410 58xx 5819 in BR unlined black early emblem
H1413 14xx 1444 in BR lined green early emblem
H1414 14xx 1450 BR lined green late crest
H1416 14xx 1409 BR unlined green late crest

Lightly Weathered

H1402 58xx 5814 in GWR unlined green Great Western
H1403 48xx 4871 in GWR unlined green Shirtbutton
H1405 48xx 4807 in GWR wartime black GWR
H1407 58xx 5802 in GWR unlined green GWR
H1411 58xx 5801 in BR unlined green GWR

Heavily Weathered

H1412 14xx 1474 in BR unlined black early emblem
H1415 14xx 1432 BR lined green late crest

www.ehattons.com/14xx

Austerities & J94 Limited Editions of 200 Pre-order for £99



Pristine

J9401 "Robert" in NCB Bold Colliery lined green
J9402 71515 in Mech Navvies maroon
J9407 4 in NCB Backworth Colliery lined black
J9408 98 "Royal Engineer" in Army green
J9410 15 in Wemyss Private Railway lined brown
Lightly Weathered
J9403 J94 68012 in BR black late crest
J9405 "Hurricane" in NCB Bickershaw Colliery lined green
J9409 7 in NCB Littleton Colliery lined blue
Very Heavily Weathered



J9404 1763 NCB Peckfield Colliery lined maroon with chevrons
J9406 8 in NCB Mountain Ash Colliery lined green

www.ehattons.com/j94

Class 121/122 "Bubble Car" DMU Pre-order from £129.95



4D-009-HAT01 120 in 'GWR 150' Chocolate & Cream livery
4D-009-HAT02 121032 in Arriva Trains Wales livery
4D-009-HAT03 960011 in Railtrack blue & green livery
4D-009-HAT04 121020 in Chiltern blue livery
4D-009-HAT05 55033 in Revised Network South East livery
4D-009-HAT06 960010 in Railtrack "coaching stock" maroon
4D-009-HAT07 55022 in Original Network South East livery
4D-015-HAT01 TDB975023 in Route Learning BR blue



www.ehattons.com/hattonsbubble

UK P&P £4 per order
£2 P&P for single diecast items
Next Day £7 (Orders before 2pm)



Customer
Service
Quality
Award
Winner 2015

Phones Open
Mon to Sat
7:30am to 6pm
Sunday 9am to 5pm

Hornby Bargains Available While Stocks Last

Visit www.ehattons.com/hornbybargains to see the full list of over 200 items!

Class B17 4-6-0 in BR green (RRP £131.99)



R3003 61669 'Barnsley' in BR green with late crest (Pictured) £77.00

R3004 61631 'Serlby Hall' in BR green with early emblem - weathered £79.00

R3318 61646 'Gillwell Park' in BR green with early emblem £74.00

Class D16/3 4-4-0 "Clouds" in BR black (RRP £109.99)



R3235 E2524 'Claud Hamilton' with early emblem (Pictured) £73.00

R3303 62581 with early emblem - weathered £74.00

Class J15 0-6-0 (RRP £109.99)



R3381 65475 in BR black with early emblem (Pictured) £75.00

(RRP £109.99)

R3380 7510 in LNER black £76.00 (RRP £109.99)

Class K1 2-6-0 (RRP £129.99)



R3242A 62032 in BR black with early emblem (Pictured) £82.00

R3243B 62064 in BR black with late crest £82.00

Class A3 4-6-2



R3336 4472 'Flying Scotsman' in LNER green - NRM special edition (Pictured) £124.00 (RRP £169.99)

R3132 2599 'Book Law' in LNER apple green £99.00 (RRP £152.99)

R3250 4472 'Flying Scotsman' in LNER apple green - 1984 condition - Limited Edition of 500 £115.00 (RRP £135.00)

Class 2P 4-4-0



R3316 44 in S&DJR blue (Pictured) £61.00 (RRP £99.99)

R3315 40602 in BR black with late crest £61.00 (RRP £99.99)

R3459TTS 40626 in BR black with early emblem - TTS sound fitted £105.00 (RRP £139.99)

Class 08 (RRP £119.99)



R3343 08822 'John' in F&GW livery (Pictured) £96.00

R3342 08489 in BR blue £93.00

Class 67



R3388TTS 67004 'Cairn Gorm' in Caledonian Sleeper livery - TTS sound fitted (Pictured) £128.00 (RRP £169.99)

R3268 67003 in Arriva Trains Wales livery £112.00 (RRP £139.99)

R3272 67006 'Royal Sovereign' in EWS Royal Claret £110.00 (RRP £139.99)

R3481 67025 'Western Star' in EWS livery £110.00 (RRP £144.99)

Class 401 2-BIL EMU (RRP £130.25)



R3259 2090 in BR blue - as preserved at NRM (Pictured) £74.00

R3258 2086 in BR blue £82.00

Class 402 2-HAL EMU (RRP £130.25)



R3340 2603 in BR green will full yellow ends (Pictured) £62.00

R3341 2677 in BR blue £62.00

R3341A 2623 in BR blue £62.00

R3260 2653 in SR green £104.00

BR Mark 1 coaches



R4706 CK composite corridor E15058 in BR crimson & cream (Pictured) £16.00 (RRP £29.99)

R4699 BG full brake S80926 in BR green £16.00 (RRP £29.99)

R4609A BSK brake second corridor S34240 in BR green with lights £20.00 (RRP £36.50)

R4711 SK second corridor S24316 in BR green £16.00 (RRP £29.99)

R4712 CK composite corridor S15913 in BR green £16.00 (RRP £29.99)

R4713 BSK brake second corridor S34613 in BR green £16.00 (RRP £29.99)

R4620 SO second open M4360 in BR crimson & cream £19.00 (RRP £24.99)

R4620A SO second open M4368 in BR crimson & cream £16.00 (RRP £24.99)

R4707 BSK brake second corridor E34010 in BR crimson & cream £16.00 (RRP £29.99)

R4644 TSO second open W3879 in BR chocolate & cream £16.00 (RRP £24.99)

R4708 SK second corridor W24540 in BR chocolate & cream £16.00 (RRP £29.99)

R4709 CK composite corridor W15061 in BR chocolate & cream £16.00 (RRP £29.99)

R4710 BSK brake second corridor W34290 in BR chocolate & cream £16.00 (RRP £29.99)

BR Mark 2 Coaches



R4611 Mk2E FO first open W3247 in BR blue & grey - with lights (Pictured) £19.00 (RRP £29.99)

R4563 Mk2D BSO brake second open E9487 in BR blue & grey £16.00 (RRP £28.49)

R4612 Mk2E BSO brake second open M9499 in BR blue & grey - with lights £19.00 (RRP £29.99)

R4614A Mk2E FO first open W3231 in BR blue & grey £17.00 (RRP £29.99)

R4616A Mk2E TSO second open 5779 in BR Intercity livery £17.00 (RRP £29.99)

R4617 Mk2E FO first open 3234 in BR Intercity livery £17.00 (RRP £29.99)

R4618 Mk2E BSO brake second open 9504 in BR intercity livery £17.00 (RRP £29.99)

BR Mark 3 Coaches



R4655 DVT driving van trailer 82146 in DB Schenker livery (Pictured) £26.00 (RRP £42.99)

R4593 TGS trailer guard second 40011 in Intercity Executive livery £14.00 (RRP £28.49)

R4595 TGS trailer guard second E44037 in BR blue & grey - with lights £20.00 (RRP £35.49)

R4603 TRUB restaurant buffet W40008 in BR blue & grey £16.00 (RRP £28.49)

R4635 TSO Tourist second open 12177 in Arriva Trains Wales livery £20.00 (RRP £29.49)

Steam era Wagons



R6782 Pack of 3 21 ton hoppers in BR grey (Pictured) £26.00 (RRP £39.99)

R6725 21T hopper E253564 in BR grey £9.00 (RRP £14.99)

R6728 BR (ex-LMS) horse box M42367M in BR crimson (RRP £19.99)

R6759 BR Blue Spot Fish Van £8.50 (RRP £12.99)

R6682D Extra Long CCT wagon 1724 in LNER teal £11.00 (RRP £19.99)

Modern era Wagons



R6763 ZBA 'Rudd' DB972328 in Departmental grey and yellow with Mainline branding (Pictured) £9.00 (RRP £14.99)

R6760 PGA hopper wagon VTG14234 in CAIB/Procor livery - weathered £7.00 (RRP £16.99)

R6708 CDA hopper wagon 353224 in Railfreight red livery £11.00 (RRP £24.99)

Brake Vans



R6711 ZUV Shark brake van DB993748 in Mainline blue (Pictured) £8.00 (RRP £16.75)

R6710 20 ton brake van DB950619 in dutch livery £9.50 (RRP £14.99)

R6766 ex-GWR Toad brake van W68724 in BR grey £11.00 (RRP £14.99)

17 Montague Road, Widnes, WA8 8FZ

T: 0151 733 3655 E: info@ehattons.com

OO Gauge (1:76 Scale)

Steam Locomotives



R3292 Class 0F Pug 0-4-0ST 56011 in BR black - Hornby 2014 Collectors Club special edition (Hor) (list £24.99) BARGAIN. £17
31-931 Class 1000 Midland Compound 4-4-0 1189 in LMS black (Bac) (list £139.95) BARGAIN. £89



31-932DC Class 1000 Midland Compound 4-4-0 40934 in BR lined black early emblem. DCC Fitted (Bac) (list £159.95) BARGAIN. £89
31-933 Class 1000 Midland Compound 4-4-0 41157 in BR lined black late crest (Bac) (list £139.95) BARGAIN. £89
31-433 Class 1F 'Hall-Cab' 0-6-0T 1739 in LMS black (Bac) £81.56



31-435 Class 1F 0-6-0T 41726 in BR black early emblem (Bac) £81.56
32-828A Class 2MT Ivatt 2-6-0 46526 BR lined green late crest - weathered (Bac) £110.46



R3315 Class 2P 4-4-0 40602 in BR Black late crest (Hor) (list £99.99) BARGAIN. £61



R3316 Class 2P 4-4-0 44 in Somerset & Dorset Joint Railway prussian blue (Hor) (list £99.99) BARGAIN. £61



31-089 Class 32xx 4-4-0 Dukedog 3214 in GWR green shirtbutton logo (Bac) £118.96



31-627B Class 3F 0-6-0 3520 in LMS black Deeley tender (Bac) £97.71



32-235 Class 3F Fowler Jinty 0-6-0 tank 47673 in BR black late crest - weathered (Bac) £80.71



32-227B Class 3F Fowler Jinty 0-6-0 tank 7341 in LMS black (Bac) £72.21



R2882 Class 3P Jinty 0-6-0T 24 in S&DJR Blue (Railroad range) (Hor) (list £32.49) BARGAIN. £21



R3301 Class 4073 'Castle' 4-6-0 5043 'Earl of Mount Edgumbe' in BR Green early emblem (as preserved) (Hor) (list £144.99) BARGAIN. £101



R3334 Class 415 Adams Radial 4-4-2T 30582 in BR black late crest (Hor) NEW £111.10

NEW



R3333 Class 415 Adams Radial 4-4-2T 30584 in BR black early emblem (Hor) NEW £111.10

NEW



R3335 Class 415 Adams Radial 4-4-2T 488 in LSWR (as preserved) (Hor) NEW £111.10
R3462 Class 42xx 2-6-0 4287 BR Black early emblem (Bac) (list £124.99) BARGAIN. £92



32-131 Class 45xx 2-6-2 Prairie tank 4539 in Great Western green (Bac) £84.96



R3170 Class 49xx 4-6-0 4901 'Adderley Hall' in GWR Green - Railroad range (Hor) £67



R3313 Class 4F 0-6-0 4323 in LMS Black (Hor) (list £99.99) BARGAIN. £58



R3460TTS Class 4F 0-6-0 44198 in BR Black late crest - TTS sound fitted (Hor) £114



R3314 Class 4F 0-6-0 44341 in BR Black early crest (Hor) (list £99.99) BARGAIN. £58



31-883 Class 4F Midland 0-6-0 3848 in Midland Railway black crest (Bac) £97.71



31-884 Class 4F Midland 0-6-0 44044 in BR black late crest - weathered (Bac) £106.21

NEW



32-575A Class 4MT Ivatt 2-6-0 3000 in LMS black (Bac) NEW £114.71



31-168 Class 5 L&YR 2-4-2T 10713 in LMS crimson (Bac) £90.06
31-169 Class 5 L&YR 2-4-2T 60705 BR lined black early emblem (Bac) £90.06



R3463 Class 52xx 2-8-0 5231 in BR Black early emblem (Hor) (list £124.99) BARGAIN. £92



32-084 Class 56XX 0-6-2 6677 in GWR green (Bac) £76.46



R3323 Class 5MT Black 5 4-6-0 44694 in BR Black late crest (Hor) £124.99
31-188 Class 5XP Jubilee 4-6-0 45565 'Victoria' in BR lined green late crest - weathered (Bac) £127.46
R3370TTS Class 6000 King 4-6-0 'King Richard II' BR Early Crest Blue - featuring TTS sound (Hor) £179.99
R3278 Class 6P Patriot 4-6-0 45518 'Bradshaw' in BR Green early crest - Railroad range (Hor) £84.80
31-214 Class 6P Patriot 4-6-0 45538 'Giggleswick' BR Green early emblem (Bac) £140.21
31-204 Class 6P Patriot 4-6-0 5530 'Sir Frank Roe' LMS crimson (Bac) £140.21

NEW



R3420 Class 700 0-6-0 30346 in BR Black late crest (Hor) NEW £100

NEW



R3421 Class 700 0-6-0 30698 in BR Black early emblem (Hor) NEW £100

NEW



R3419 Class 700 0-6-0 693 in Southern Railway black (Hor) NEW £100




R3444 Class 7P Britannia 4-6-2 70034 'Thomas Hardy' in BR green early emblem (Hor) £140



R3339 Class 8P 4-6-2 Streamlined Coronation 6229 'Duchess of Hamilton' in LMS crimson lake (Gloss Finish) - as preserved (Hor) £130



R3288 Class 9F 2-10-0 92220 'Evening Star' in BR Green late crest (Hor) £83.40
R3086 Class A1 4-6-2 4472 'Flying Scotsman' in LNER apple green - Railroad Range (Hor) (list £84.99) BARGAIN. £55




32-550B Class A1 4-6-2 60163 'Tornado' in BR lined Brunswick green (Bac) (list £159.95) BARGAIN. £95



R3060 Class A1 4-6-2 60163 'Tornado' in British Railways Apple Green (Railroad Range) (Hor) (list £89.99) BARGAIN. £56
R3060U Class A1 4472 'Flying Scotsman' LNER Apple Green (unboxed) (Hor) £49
31-528A Class A2 4-6-2 60529 'Pearl Diver' BR lined green late crest (Bac) £144.45



R3132 Class A3 4-6-2 2599 'Book Law' in LNER apple green (Hor) (list £152.99) BARGAIN. £99



R3250 Class A3 4-6-2 4472 'Flying Scotsman' in LNER apple green - 1984 condition - Ltd Ed of 500 (Hor) (list £135) BARGAIN. £115



R3336 Class A3 4-6-2 4472 'Flying Scotsman' in LNER Green - NRM Special Edition (Hor) (list £169.99) BARGAIN. £124



R3381 Class J15 0-6-0 65475 in BR black early emblem (Hor) (list £109.99) BARGAIN. £75



R3312 Class A3 4-6-2 60062 'Minoru' in BR Green early emblem (Hor) (list £154.99) BARGAIN. £94
R3306 Class A4 4-6-2 2509 'Silver Link' in LNER Silver - The Silver Jubilees Collection (Hor) £134.25



R3371 Class A4 4-6-2 4468 'Mallard' in LNER garter blue - Railroad range (Hor) £74.06



R3395TTS Class A4 4-6-2 4468 'Mallard' in LNER Garter Blue - TTS sound fitted - Railroad Range (Hor) (list £119.99) BARGAIN. £89



R3338 Class B1 4-6-0 61310 in BR Apple Green (Hor) (list £155.99) BARGAIN. £87



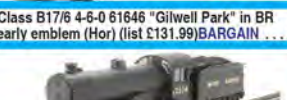
R3004 Class B17 4-6-0 61631 'Serlby Hall' in BR Green early emblem - weathered (Hor) (list £131.99) BARGAIN. £79



R3003 Class B17 4-6-0 61669 'Barnsley' in BR Green late crest (Hor) (list £131.99) BARGAIN. £77



R3318 Class B17/6 4-6-0 61646 'Gilwell Park' in BR Green early emblem (Hor) (list £131.99) BARGAIN. £74



R3235 Class D18/3 'Claud Hamilton' 4-4-0 E2524 in early BR Black (Hor) (list £109.95) BARGAIN. £80
35-078 Class E4 Brighton tank 0-6-2 32556 in BR black late crest (Bac) (list £109.95) BARGAIN. £80



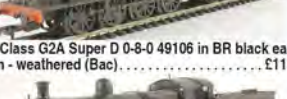
35-077 Class E4 Brighton tank 0-6-2 32556 in BR black early emblem (Bac) (list £109.95) BARGAIN. £80



35-075 Class E4 Brighton tank 0-6-2 579 in LB & SCR umber (Bac) (list £109.95) BARGAIN. £80



31-481 Class G2A Super D 0-8-0 49106 in BR black early emblem - weathered (Bac) £111.45



31-480 Class G2A Super D 0-8-0 9376 in LMS black tender back cab (Bac) £101.96
31-320DC Class J11 Robinson (GCR 5J) 64325 BR black late crest. DCC Fitted (Bac) £93.46



R3381 Class J15 0-6-0 65475 in BR black early emblem (Hor) (list £109.99) BARGAIN. £75



UK P&P £4 PER ORDER
£2 per single diecast item

£7 guaranteed Next Day delivery
 (Orders before 2pm)



R3380 Class J15 0-6-0 7510 in LNER Black (Hor) (list £109.99) **BARGAIN** £76
 R3326 Class J50/3 0-6-0T 68571 in BR Black late crest (Hor) £74.06



R3242A Class K1 2-6-0 62032 in BR Black early emblem (Hor) (list £129.99) **BARGAIN** £82



R3243B Class K1 2-6-0 62064 in BR Black late crest (Hor) (list £129.99) **BARGAIN** £82



32-279A Class K3 2-6-0 1304 in LNER black (Bac) £118.96



32-281 Class K3 2-6-0 61862 in BR black early emblem (Bac) £118.96



R3461 Class L1 Thompson 2-6-4T 67702 in LNER apple green BR number (Hor) £122



R3465 Class N2 0-6-2T 4765 in LNER Lined Black (Hor) £83
 3910 Class O2/3 Tango 2-8-0 3905 in LNER black stepped tender (Hel) £148
 3913 Class O2/3 Tango 2-8-0 63952 BR black late crest stepped tender (Hel) £148
 3911 Class O2/3 Tango 2-8-0 63954 early British Railways black stepped tender (Hel) £148



3923 Class O2/4 Tango 2-8-0 63982 in BR black late crest flush tender (Hel) £148



R3171 Class P2 2-8-2 2001 'Cock O' The North' in LNER Green (Railroad range) (Hor) (list £84.99) **BARGAIN** £67



R3424 Class Q6 Raven 0-8-0 3418 in LNER Black (Hor) £118.99



R3426 Class Q6 Raven 0-8-0 63429 in BR Black late crest (Hor) **NEW** £118.99



R3413 Class S15 4-6-0 30831 in BR Black late crest (Hor) (list £139.99) £105
 R3412 Class S15 4-6-0 30842 BR Black early emblem (Hor) £105
 R3327 Class S15 4-6-0 824 in Southern Railway Olive Green (Hor) £124.99



R3411 Class S15 4-6-0 827 in Southern Railway wartime black (Hor) £122



R3457 Class T9 4-4-0 116 in Southern Green (Hor) £118



R3311 Class V Schools 4-4-0 30908 'Westminster' in BR Green early crest (Hor) **NEW** £124.99
 R3194 Class V Schools 4-4-0 30937 'Epsom' in BR Black early emblem (Hor) (list £133.99) **BARGAIN** £98



R3279 County Class 4-6-0 1016 'County Of Hants' in BR Green early crest - Railroad range (Hor) £69.50
 R1173 loco GWR Class 2721 0-6-0PT 2732 GWR green - Split from R1173 set (Hor) £39
 31-961 Standard Class 3MT tank 82021 BR lined black early emblem (Bac) £101.96



32-954 Standard class 4MT 2-6-0 76058 in BR lined black early emblem (Bac) (list £119.95) **BARGAIN** £74
 31-119 Standard Class 4MT 4-6-0 75035 BR black late crest - weathered (Bac) £135.96



32-508 Standard Class 5MT 73049 in BR lined green late crest & BR1 tender (Bac) (list £129.95) **BARGAIN** £82



32-509 Standard class 5MT 73109 in BR lined black early emblem and BR1B tender (Bac) (list £129.95) **BARGAIN** £89

Train packs



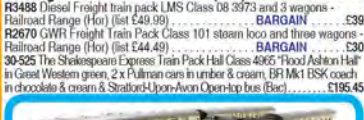
R3302 '1940: Return from Dunkirk' 75th Anniversary Train Pack 700 class 0-6-0 325 in Southern black 3 Mauseil coaches in Southern green - Ltd Ed (Hor) (list £249.99) **BARGAIN** £160



R3299 'Going Home' train pack - 70th Anniversary of the end of WWII Black 5 4-6-0 5156 in LMS Black and 3 x LMS Period 3 Coaches - Ltd Ed (Hor) (list £289.99) **BARGAIN** £150
 R1155 Trainpack 4 car Pandolino train pack (unboxed) in Virgin Trains 'Asian Pandolino' (Hor) £79
 30-325 Ambulance Train No.40 Train Pack GWR Class 3700 No.3711 'City of Birmingham' in WWI khaki, 3 x coaches in olive green & 6 x WWI figures (Bac) £140.20



30-425 Class 251 Midland Pullman train pack in Pullman nanking blue - Collectors Edition (Bac) £509.96



R3498 Diesel Freight train pack LMS Class 08 3973 and 3 wagons - Railroad Range (Hor) (list £49.99) **BARGAIN** £39
 R2670 GWR Freight Train Pack Class 101 steam loco and three wagons - Railroad Range (Hor) (list £44.49) **BARGAIN** £30
 30-525 The Shakespeare Express Train Pack Hall Class 4065 'Hood Ashton Hall' in Great Western green, 2 x Pullman cars in under & cream, BR Mk1 DSK coach in chocolate & cream & Stratford-Upon-Avon Open-top bus (Bac) £195.45



R3220 Tyseley Connection train pack Class 49xx 4953 'Pitchford Hall' in GWR green & 3 Mk1 coaches (Hor) (list £199.99) **BARGAIN** £114



R3300 Winston Churchill's Funeral Train Pack Battle of Britain class 4-6-2 34051 'Winston Churchill' in BR green late crest, 2 Pullman coaches & SR Baggage car - Ltd Ed (Hor) £222.21

Diesel locos



R3283 Bagnall shunter in red - Railroad range (Hor) (list £29.99) **BARGAIN** £18
 2500 Class 05 Hunslet shunter D2574 in BR green (Hel) £100
 2521 Class 05 Hunslet shunter D2500 in BR green wasp stripes (Hel) £100



R3343 Class 08 0-6-0 shunter 08822 'John' in First Great Western (Hor) (list £119.99) **BARGAIN** £96



R3342 Class 08 Shunter 08489 in BR blue (Hor) (list £119.99) **BARGAIN** £93



32-115B Class 08 Shunter 08818 in BR Blue Wasp Stripes (weathered) (Bac) £93.46
 32-120 Class 08 Shunter 13287 in BR Plain Green Early Emblem (Bac) £84.96
 1512 Class 15 D8242 in BR green small yellow panels & serifed numbers & double arrows (Hel) £94
 1601 Class 16 North British diesel D8401 BR green small yellow warning panels, Ltd Ed of 750 (general release), (Hel) (list £134.95) **BARGAIN** £72
 1602 Class 16 North British diesel D8404 BR green Stratford-style yellow warning panels, Ltd Ed of 750 (general release) (Hel) £72
 1603 Class 16 North British diesel D8407 BR green with full yellow ends, Ltd Ed of 750 (general release) (Hel) (list £134.95) **BARGAIN** £72



1718 Class 17 D8523 in blue full yellow ends (Hel) £94
 1720 Class 17 D8594 in green small yellow panels (Hel) £94
 32-045 Class 20 20118 'Saltburn-by-the-Sea' BR Railfreight Red Stripe (Bac) £93.46



32-038DS Class 20 20124 in BR Blue with Indicator Discs (Weathered & DCC Sound Fitted) (Bac) £195.46
 32-034A Class 20 20141 BR Green Full Yellow Ends (weathered) (Bac) £97.71
 32-044 Class 20 20026 BR Green Indicator Class 8, Tablet Catcher (Bac) £93.46
 32-331 Class 251 25043 BR Green Full Yellow Ends (weathered) (Bac) £89.21
 32-408 Class 253 25286 in BR Blue Domino Headcode (Bac) £93.46
 2608 Class 26T diesel D5339 in BR green small yellow panels (Hel) £87
 2809* Class 28 Co-Bo Diesel D5708 BR Green Full Yellow Ends (Hel) (list £125) **BARGAIN** £89



2807* Class 28 Co-Bo Diesel D5711 in Full BR Green modified windows. (Hel) (list £125) **BARGAIN** £89



R3067 Class 31 31256 BR Blue (Railroad Range) (Hor) (list £64.99) **BARGAIN** £42



R3262 Class 31/4 31452 in Devon & Cornwall Railways green (Hor) (list £162.25) **BARGAIN** £79
 3436 Class 330 33047 Splitter in BR engineers 'Dutch' yellow & grey (Hel) £94



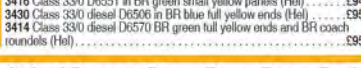
3415 Class 330 D6516 in early BR green (Hel) £94
 3416 Class 330 D6551 in BR green small yellow panels (Hel) £94
 3430 Class 330 diesel D6506 in BR blue full yellow ends (Hel) £95
 3414 Class 330 diesel D6570 BR green full yellow ends and BR coach roundels (Hel) £95



32981 Class 330 33047 Splitter in BR engineers 'Dutch' yellow & grey (Hel) £94



3415 Class 330 D6516 in early BR green (Hel) £94



3415 Class 330 D6516 in early BR green (Hel) £94



3356 Class 331 33102 in BR Blue full yellow ends (Hel) £94



3348 Class 331 D6511 in BR Blue full yellow ends (Hel) £94
 3337 Class 332 33206 in Railfreight Distribution sector grey (Hel) £94
 32-390 Class 377 37706 'Conidae' in Railfreight Petroleum (Bac) £101.96



R3392TTS Class 40 40164 in BR blue - TTS sound fitted - Railroad Range (Hor) (list £89.99) **BARGAIN** £69
 32-066 Class 43 North British (NBL) Warship D835 'Pegasus' in BR Green Small Yellow Panel (Bac) £118.96
 32-680 Class 45 45036 in BR Blue Split Centre Headcode (Bac) £101.96



R3393TTS Class 47 47033 in Railfreight Distribution - TTS sound fitted - Railroad Range (Hor) (list £89.99) **BARGAIN** £69



31-659 Class 47/0 47001 in BR Blue - weathered (Bac) £127.46
 31-656 Class 47/0 47256 BR Green Full Yellow Ends - weathered (Bac) £127.46
 32-816 Class 47/3 47305 'Diamond Jubilee' in BR Railfreight Distribution Livery (Bac) (list £114.95) **BARGAIN** £72



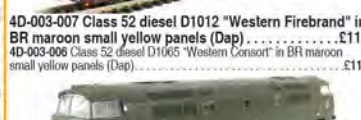
31-660 Class 47/4 47436 in BR Large Logo Blue (Bac) £114.71



31-654 Class 47/4 47576 'Kings Lynn' in original Network SouthEast (Bac) £114.71
 32-817 Class 47/7 47745 'Royal London Society For The Blind' in Rail Express Systems (Bac) (list £114.95) **BARGAIN** £72



40-003-007 Class 52 diesel D1012 'Western Firebrand' in BR maroon small yellow panels (Dap) £119
 40-003-006 Class 52 diesel D1065 'Western Consort' in BR maroon small yellow panels (Dap) £119



40-003-011 Class 52 diesel loco D1002 'Western Explorer' in BR green small yellow panels (Dap) £109



R2879 Class 55 Deltic 55001 'St Paddy' in BR blue (Hor) (list £52.49) **BARGAIN** £43
 32-762DS Class 57/3 57312 'The Hood' in Virgin Trains Livery (Weathered & DCC Sound Fitted) (Bac) £203.96
 32-725U Class 66 66111 in EWS Livery Highland Rail Stag - Ltd Ed (Bac) £132



32-981 Class 66 66416 in Freightliner Powerhaul (Bac) £127.46



32-982 Class 66 66434 in DRS blue Compass Logos (Bac) £127.46
 R3272 Class 67 67006 Royal Sovereign in EWS Royal Livery (Hor) (list £139.99) **BARGAIN** £110



R3481 Class 67 67025 'Western Star' in EWS (Hor) (list £144.99) **BARGAIN** £110



R3481 Class 67 67025 'Western Star' in EWS (Hor) (list £144.99) **BARGAIN** £110

Visit

www.ehattons.com/hm

18,000+ items available
with live stock information

31-588 Class 70 70005 PowerHaul in Freightliner (weathered) (Bac) £127.46
40-006-003 Class 73 electro-diesel 73135 BR blue full yellow ends (Dap) £119.51



4010- English Electric DP2 prototype in BR Brunswick green (as per 1962 to May 1965) (Hel) (list £129.95) BARGAIN £75



4011- English Electric DP2 prototype in BR two-tone green (as per 1965 until withdrawal in 1967) (Hel) (list £129.95) BARGAIN £70
MM7071 Irish Class 071/111 diesel loco 071 in IE grey yellow end panels. Ltd production of 250 pieces (Mur) £135
MM7078 Irish Class 071/111 diesel loco 078 in IE grey yellow end panels. Ltd production of 250 pieces (Mur) £135

Electric locos



R3374 Class 71 71012 in BR Blue (Hor) NEW £127.50



R3373 Class 71 E5001 in BR Green (Hor) NEW £127.50



R3376 Class 71 E5022 in BR Green no yellow ends (Hor) NEW £127.50
31-678 Class 85 (AL5) Bo-Bo Electric 85026 in BR Blue single pantograph (Bac) (list £112.45) BARGAIN £86



31-677 Class 85 (AL5) Bo-Bo Electric E3056 in BR Blue single pantograph. (Bac) (list £139.95) BARGAIN £79



R3350 Class 90 90029 in DB Schenker (Hor) (list £69.99) BARGAIN £49
R3480 Class 92 92016 "Brahms" in Railfreight grey EWS "Boards" vinyls (Hor) (list £20.99) BARGAIN £52
9002 Metropolitan Bo-Bo electric 1 in London Transport wartime grey (Hel) £107



9001 Metropolitan Bo-Bo electric 9 "John Milton" in Metropolitan (Hel) £107

HSTs



R3403 Intercity 125 Anniversary Train Pack Class 43 HST W43002 & W43003 in BR blue & grey - Ltd Ed (Hor) NEW £192

DMUs



31-535 Class 105 Cravens 2 Car DMU in BR blue full yellow ends (Power Twin Unit) (Bac) (list £119.95) BARGAIN £78



32-905^ Class 108 2-car DMU in BR blue & grey full yellow ends (Bac) (list £139.95) BARGAIN £72.50



32-912 Class 108 3 Car DMU in BR blue full yellow ends (Bac) (list £169.95) BARGAIN £86



8920 Class 128 DPU 55991 in BR blue yellow ends 'Parcels Service' (Hel) (list £119.95) BARGAIN £59



8923 Class 128 DPU 55991 in Royal Mail Letters red (Hel) (list £119.95) BARGAIN £59



8921 Class 128 DPU 55992 Royal Mail Letters red (Hel) (list £119.95) BARGAIN £59



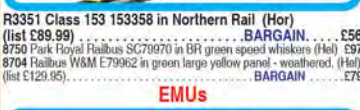
8992 Class 128 DPU in BR blue small yellow panels and Midland style fronts M55990 (Hel) (list £119.95) BARGAIN £52

8991 Class 128 DPU in BR green small yellow panels & Midland style fronts M55989 (Hel) (list £119.95) BARGAIN £69

8990 Class 128 DPU in BR green speed whiskers and Midland style fronts M55987 (Hel) (list £119.95) BARGAIN £69



8622 Class 128 DPU W55992 in BR blue yellow ends & no branding 'Scooby Doo' - weathered (Hel) (list £129.95) BARGAIN £59



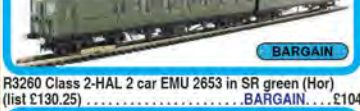
R3351 Class 153 153358 in Northern Rail (Hor) (list £89.99) BARGAIN £56



8750 Park Royal Railbus SC79970 in BR green speed whiskers (Hel) £97

8704 Railbus W&M E79962 in green large yellow panel - weathered. (Hor) (list £129.95) BARGAIN £79

EMUs



R3340 Class 2-HAL 2 Car EMU 2603 in BR green full yellow ends (Hor) (list £130.25) BARGAIN £62



R3260 Class 2-HAL 2 Car EMU 2653 in SR green (Hor) (list £130.25) BARGAIN £104



R3341 Class 2-HAL 2 Car EMU 2677 in BR blue (Hor) (list £130.25) BARGAIN £62



R3341A Class 2-HAL 2623 2 car EMU in BR blue (Hor) (list £134.99) BARGAIN £62



31-031 Class 350/2 Desiro 4 Car EMU 350 238 in London Midland (Bac) (list £189.95) BARGAIN £118



R3215 Class 373 Eurostar 4 car EMU in new (post-2014) Eurostar (Hor) (list £169.99) BARGAIN £94

R3258 Class 401 2-BIL 2 car EMU in BR blue (Hor) (list £130.25) BARGAIN £82



R3259 Class 401 2-BIL 2 car EMU in BR blue - As preserved at the NRM (Hor) (list £130.25) BARGAIN £74



31-427B Class 411 4-CEP 7106 in BR Blue & Grey (Bac) £254.96



31-375 Class 416 2-car EPB EMU in BR blue (Bac) (list £124.95) BARGAIN £72

31-378 Class 416 2-EPB 2-car EMU 5771 BR green no yellow panel (Bac) £186.96



31-266 Class 419 Motor Luggage Van (MLV) in BR Southern Region green yellow panel (Bac) (list £104.95) BARGAIN £64



31-299Z Class 205 2-H Thumper 205001 in de-branded Network SouthEast (Kenwood Exclusive) (Bac) £204



B800 Non-motorised OO Track Cleaner motorised cleaning heads & vacuum in blue (Dap) £56



R1151 Caledonian Belle trainset 0-4-0 steam loco in blue 4 wheel coach & open wagon (Hor) (list £49.99) BARGAIN £35

R1155 Pendolino trainset 583004 Virgin Trains 'Alston Pendolino' branding (Hor) £130



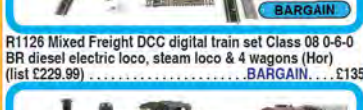
R1173 e-Link DCC Western Master train set GWR Class 2721 steam loco & 3 wagons (Hor) (list £159.99) BARGAIN £99



R1172 e-Link Majestic train set A1 Pacific Peppercorn Class in Experimental blue & BR Class 47 (Hor) (list £299.99) BARGAIN £200



R1126 Mixed Freight DCC digital train set Class 08 0-6-0 BR diesel electric loco, steam loco & 4 wagons (Hor) (list £229.99) BARGAIN £135



R1125 Somerset Belle train set Class 3F 0-6-0 S&DJR 0-6-0 steam loco & 3 wagons - DCC control (Hor) (list £179.99) BARGAIN £115

R4677 57' non-corridor brake third 20724 LMS crimson (Hor) (list £40.25) BARGAIN £27



R4677A 57' non-corridor brake third 20725 in LMS crimson (Hor) (list £40.25) BARGAIN £27

R4656A 57' non-corridor composite 16612 in LMS crimson (Hor) £35



R4658 57' non-corridor composite M16623M in BR crimson (Hor) (list £40.25) BARGAIN £27

R4658A 57' non-corridor composite M16623M in BR crimson (Hor) (list £40.25) BARGAIN £27

R4657A 57' non-corridor third class 11718 in LMS crimson (Hor) £35

39-575 BR Hawksworth Auto Trailer Crimson & Cream (Bac) £58.61

39-321 BR Mk1 BSP Pullman bar 2nd coach in blue/grey (with lighting) (Bac) (list £48.95) BARGAIN £24

39-291A BR Mk1 FP Pullman parlour 1st coach in blue grey (with lighting) (Bac) (list £48.95) BARGAIN £24

39-275 BR Mk1 GUV Royal Mail (Bac) £33.11

39-200C BR Mk1 Super BG Full Brake FES - Weathered (Bac) (list £39.95) BARGAIN £18

R4606 Ex-LMS 50' full brake M31176M BR blue (Hor) (list £35.99) BARGAIN £22



39-778 ex-LMS 50' inspection saloon DM45029 in EWS maroon and gold (Bac) NEW £50.96



39-777A ex-LMS 50' inspection saloon M45030M in BR Blue & Grey (Bac) NEW £50.96



39-779 ex-LMS 50' inspection saloon M45035M in BR maroon (Bac) NEW £50.96

R4531C Gresley 61' 6" full brake in BR maroon (Hor) (list £48.99) BARGAIN £35

R4649 Gresley suburban composite E88097E BR Maroon (Hor) (list £40.25) BARGAIN £26

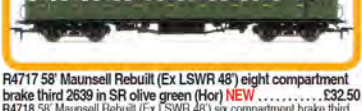
R4648 Gresley suburban First Class E81035E BR Maroon (Hor) (list £40.25) BARGAIN £26

39-460 LMS 57' Portford Corridor Brake 3rd BR crimson & cream (Bac) £33.96

39-455A LMS 57' Portford first corridor M1122M in BR crimson & cream - weathered (Bac) NEW £38.21

39-470 LMS 60' Portford Corridor Brake 1st BR crimson & cream (Bac) £33.96

39-465 LMS 60' Portford Corridor Composite BR crimson & cream (Bac) £33.96



R4717 58' Maunsell Rebuilt (Ex LSWR 48) eight compartment brake third 2639 in SR olive green (Hor) NEW £32.50

R4718 58' Maunsell Rebuilt (Ex LSWR 48) six compartment brake third 2625 in SR olive green (Hor) £32.50

R4719 58' Maunsell Rebuilt (Ex LSWR 48) six compartment brake composite 6404 in SR olive green (Hor) £32.50

R4720 58' Maunsell Rebuilt (Ex LSWR 48) nine compartment third 304 in SR olive green (Hor) £32.50



R4746 58' Maunsell Rebuilt (Ex LSWR 48) Eight Compartment Brake Third Class Non-Corridor 52637S in BR crimson (Hor) NEW £35

R4747 58' Maunsell Rebuilt (Ex LSWR 48) Six Compartment Lavatory Composite S2625 in BR crimson (Hor) £35

R4748 58' Maunsell Rebuilt (Ex LSWR 48) Six Compartment Lavatory Third Class Coach S6402S in BR crimson (Hor) £35

R4749 58' Maunsell Rebuilt (Ex LSWR 48) Nine Compartment Lavatory Composite S267S in BR crimson (Hor) £35



R4698 Mk1 BG full brake E80534 in BR crimson & cream (Hor) (list £29.99) BARGAIN £16

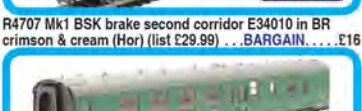
39-175E Mk1 BG full brake in BR blue & grey (Bac) £33.96



R4699 Mk1 BG full brake S80926 in BR green (Hor) (list £29.99) BARGAIN £16



R4707 Mk1 BSK brake second corridor E34010 in BR crimson & cream (Hor) (list £29.99) BARGAIN £16



R4710 Mk1 BSK brake second corridor W34290 in BR chocolate & cream (Hor) (list £29.99) BARGAIN £16



R4713 Mk1 BSK brake second corridor S34613 in BR green (Hor) (list £29.99) £16



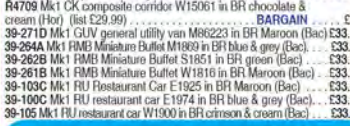
R4706 Mk1 CK composite corridor E15058 in BR crimson & cream (Hor) (list £29.99) BARGAIN £16

Prices valid until 08/09/16

Orders received after this date for products that have increased in price will be given a refund



R4712 Mk1 CK composite corridor S15913 in BR green (Hor) (list £29.99) **BARGAIN** £16



R4709 Mk1 CK composite corridor W15061 in BR chocolate & cream (Hor) (list £29.99) **BARGAIN** £16



R4705 Mk1 SK second corridor E24162 in BR crimson & cream (Hor) (list £29.99) **BARGAIN** £16



R4711 Mk1 SK second corridor S24316 in BR green (Hor) (list £29.99) **BARGAIN** £16



R4708 Mk1 SK second corridor W24540 in BR chocolate & cream (Hor) (list £29.99) **BARGAIN** £16



R4620A Mk1 SO second open M4368 in BR crimson & cream (Hor) (list £24.99) **BARGAIN** £16



R4701 Mk1 TSO second open M3947 in BR maroon (Hor) (list £29.99) **BARGAIN** £16



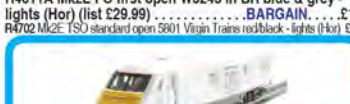
R4700 Mk1 TSO second open M4487 in BR maroon (Hor) (list £29.99) **BARGAIN** £16



R4612A Mk2A TSO tourist second open M4490 in BR blue & grey (Hor) (list £29.99) **BARGAIN** £19



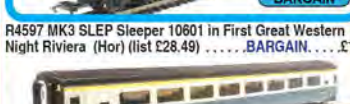
R4617A Mk2E FO first open 3221 BR intercity (Hor) (list £24.99) **BARGAIN** £17



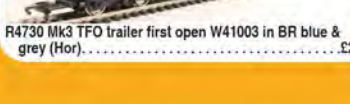
R4617 Mk2E FO first open 3234 in BR intercity (Hor) (list £24.99) **BARGAIN** £17



R4655 Mk3 DVT driving van trailer 82146 in DB Schenker silver (Hor) (list £42.99) **BARGAIN** £26



R4597 Mk3 SLEP Sleeper 10601 in First Great Western Night Riviera (Hor) (list £28.49) **BARGAIN** £17



R4730 Mk3 TFO trailer first open W41003 in BR blue & grey (Hor) £27

R4730A Mk3 TFO trailer first open W41004 in BR blue & grey (Hor) £27

R4595 Mk3 TGS trailer guard second E44037 in BR blue & grey - lights (Hor) (list £35.49) **BARGAIN** £20



R4732A Mk3 TSO trailer second open W42004 in BR blue & grey (Hor) £27

R4665A Mk4 FO first open 11324 in East Coast (Hor) (list £28.49) **BARGAIN** £14

R4665 Mk4 FO first open 11424 in East Coast (Hor) (list £28.49) **BARGAIN** £14

R4667 Mk4 RFM Restaurant Buffet 10328 East Coast (Hor) (list £28.49) **BARGAIN** £14

R4666 Mk4 TSO second open 12219 East Coast (Hor) (list £28.49) **BARGAIN** £14

R4666C Mk4 TSO second open 12403 East Coast (Hor) (list £28.49) **BARGAIN** £14

R4666B Mk4 TSO second open 12425 East Coast (Hor) (list £28.49) **BARGAIN** £14

R4666A Mk4 TSO second open 12447 East Coast (Hor) (list £28.49) **BARGAIN** £14

R4676 Pack of 3 Mk3 coaches in BR blue & grey (Hor) (list £99.99) **BARGAIN** £54

R1177 Coaches Pack of 3 Pullman parlour coaches - Split from R1177 Set (Hor) £45



R4663 Pullman First Class Kitchen Car - K-Type Pullman Car (Hor) (list £49.99) **BARGAIN** £33



R4664 Pullman First Class Parlour Car - K-Type Pullman Car (Hor) (list £49.99) **BARGAIN** £33

R4662 Pullman Third Class Brake Parlour Car - K-Type Pullman Car (Hor) (list £49.99) **BARGAIN** £33

R4660 Pullman Third Class Kitchen Car - K-Type Pullman Car (Hor) (list £49.99) **BARGAIN** £33



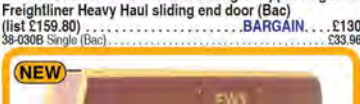
R4661 Pullman Third Class Parlour Car - K-Type Pullman Car (Hor) (list £49.99) **BARGAIN** £33

R4652 Thompson suburban third E82690E BR Maroon (Hor) (list £40.25) **BARGAIN** £26

Wagons



R6723 Drax 1021 biomass hopper in Drax 'Swoosh' - Produced for Drax power station - Limited to 1000 - Available only from Hatton's (Hor) £83



R6682D Extra Long CCT wagon 1274 in LNER teal (Hor) (list £18.99) **BARGAIN** £11

R6781 Hornby 2016 PGA wagon - Formerly exclusive to Hornby Collector's Club (Hor) (list £15) **BARGAIN** £7

R6727A Horse box 42442 in LMS maroon (Hor) (list £19.99) **BARGAIN** £12

38-210A JJA auto ballast outer generator in Railtrack (Bac) £42.46

38-210A Megapack of 8 (Bac) (list £39.80) **BARGAIN** £160

4F-010-01 JJA Falcon Network Rail NL23006 (Dap) £20

4F-046-001 Megafret Twin Pack - weathered - 2 x 45 Ft High Cube Containers (Dap) £31

38-550A Midland 20T brake van M357807 BR Grey (with Duckets) (Bac) £32.76

R6473 Pack of 3 10 ton mineral wagons in BR bauxite - Railroad Range (Hor) (list £17.99) **BARGAIN** £12

38-287 Pack of 3 22 ton Presto in BR bauxite - weathered (Bac) £66.73

38-775 14 Ton Tank Wagon 'Benzene' (Bac) £17.81

37-225H 10 Ton steel mineral wagon top flap doors BR grey - weathered (Bac) £14.04

38-777 20 Ton Tank Wagon 'Esso' (Bac) £17.81

38-776 20 Ton Tank Wagon 'Shell/BP' (Bac) £17.81



R6725 21 ton hopper E253564 in BR grey 'Iron Ore' branding (Hor) (list £14.99) **BARGAIN** £9



R6726 21 ton hopper E303821 in BR grey (Hor) (list £14.99) **BARGAIN** £9

R6740 3 Plank Wagon North British (Hor) (list £9.99) **BARGAIN** £6.50



38-125A Megapack of 8 35 Ton VBA box van sliding door in EWS (Bac) (list £191.60) **BARGAIN** £102

38-125A Single (Bac) (list £23.85) **BARGAIN** £14

4F-016-011 4-wheel banana van B881724 in BR red (Dap) **NEW** £9.50

4F-020-009 4-wheel cattle wagon B893521 in BR bauxite (Dap) **NEW** £9.50

38-063A 45 tonne glw MEA open box wagon in Coal sector (Bac) £12.71

4F-051-035 5 plank open wagon 'Minera Lime Company' (Dap) **NEW** £9.50

4F-051-036 5 plank open wagon 'Minera Lime Company' - weathered (Dap) **NEW** £10.50

4F-031-033 6 Wheel Milk Tank IMS 39 (Dap) **NEW** £12.50

4F-031-034 6 Wheel Milk Tank IMS 39 Weathered (Dap) **NEW** £13.50

4F-071-108 7 plank open wagon 'Blue Circle Cement' (Dap) **NEW** £9.50

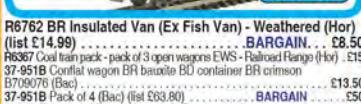
4F-071-109 7 plank open wagon 'Blue Circle Cement' - weathered (Dap) **NEW** £10.50

R6758 7 Plank Wagon 'Arthur Wharton' (Hor) **NEW** £11

R6757 7 Plank Wagon 'Gregory' (Hor) **NEW** £11

R6756 7 Plank Wagon 'Pank Gator' (Hor) **NEW** £11

R6757 7 Plank Wagon 'Richard White & Sons' (Hor) **NEW** £11



38-150A Megapack of 8 80 tonne glw BDA bogie bolster wagon in Loadhaul (Bac) (list £191.60) **BARGAIN** £112

38-150A Single (Bac) (list £23.95) **BARGAIN** £15

38-150A Pack of 4 (Bac) (list £95.80) **BARGAIN** £58

R6728 BR (ex LMS) Horse box M42367M BR crimson (Hor) (list £19.99) **BARGAIN** £12

R6759 BR Blue Spot Fish Van - Blue Livery (Hor) (list £12.00) **BARGAIN** £8.50




R6762 BR Insulated Van (Ex Fish Van) - Weathered (Hor) (list £14.99) **BARGAIN** £8.50

R6367 Coal train pack - pack of 3 open wagons EWS - Railroad Range (Hor) £15

37-951B Corflit wagon BR bauxite BD container BR crimson B709076 (Bac) £13.50

37-951B Pack of 4 (Bac) (list £68.80) **BARGAIN** £50

R6724 Drax 1021 biomass hopper in Drax 'powering tomorrow' - Produced for Drax power station - Limited to 1000 - Available only from Hatton's (Hor) £83



R6682D Extra Long CCT wagon 1274 in LNER teal (Hor) (list £18.99) **BARGAIN** £11

R6781 Hornby 2016 PGA wagon - Formerly exclusive to Hornby Collector's Club (Hor) (list £15) **BARGAIN** £7

R6727A Horse box 42442 in LMS maroon (Hor) (list £19.99) **BARGAIN** £12

38-210A JJA auto ballast outer generator in Railtrack (Bac) £42.46

38-210A Megapack of 8 (Bac) (list £39.80) **BARGAIN** £160

4F-010-01 JJA Falcon Network Rail NL23006 (Dap) £20

4F-046-001 Megafret Twin Pack - weathered - 2 x 45 Ft High Cube Containers (Dap) £31

38-550A Midland 20T brake van M357807 BR Grey (with Duckets) (Bac) £32.76

R6473 Pack of 3 10 ton mineral wagons in BR bauxite - Railroad Range (Hor) (list £17.99) **BARGAIN** £12

38-287 Pack of 3 22 ton Presto in BR bauxite - weathered (Bac) £66.73



4F-027-008 Silver Bullet NACCO/ECC 3387-7898057-7 Weathered (Dap) £25.25



4F-027-007 Silver Bullet NACCO/ECC 3387-7898119-5 Weathered (Dap) £25.25



37-716 Triple Pack of 8 Ton Cattle Wagons in BR Bauxite - Weathered (Bac) £50.96

38-130B YGH Seacow ballast hopper in departmental olive green (Bac) £39.06

R6763 ZBA Fluid wagon DB072328 in departmental grey and yellow Mainline branding (Hor) (list £14.99) **BARGAIN** £9



R6711 ZUV Shark brake van DB993748 in Mainline blue (Hor) (list £16.75) **BARGAIN** £8

Analogue controllers

R8012 HM2000 High output power & speed controller, mains supply. (Hor) £74

DCC decoders

36-554 21-pin 3-function 2-sided 1A decoder back EMF for slow running (Bac) £12

36-557 Pack of 5 21-pin E-Z Command 4-function 1A decoder back EMF (Bac) (list £92.50) **BARGAIN** £70

36-557 Single (Bac) £14.50

X9659 4-pin decoder for some train set locos and Sentinels (Hor) £10

DDC27 8 & 21-pin 4-function 1A (1.8A peak) small OMNI decoder (measures 23 x 27 x 10mm) (Gau) £16



BPDC27 8 & 21-pin 4-function 1A (1.8A peak) small OMNI decoder (measures 23 x 27 x 10mm) (Gau) £71

R8249 Box of 6 8-pin 4-function 2-sided 0.5A (1A peak) decoder (Hor) £76

R8249 Single (Hor) £14

BPDC29 OMNI 8 Pin Direct Plug Decoder (5 Pack) (Gau) £88

DCC accessory decoders

PC2 One Touch DCC Quad Point Controller x 4 (Tra) £32

DCC controllers

R8214 DCC Elite unit digital controller (Hor) £205

R8312 e-LINK Module, Railmaster Software & 1 Amp Transformer (PC/Laptop Required) (Hor) £68



36-500 EZ Command DCC controller - boxed (Bac) £76.46



36-504 EZ Command DCC controller - boxed (Bac) £250.71

DCC accessories

R8238 DCC reverse loop control module (Hor) (list £39.99) **BARGAIN** £12



R8239 Power and Signal Booster - can be used any DCC controlled system (Hor) (list £99.99) **BARGAIN** £25

Point motors

TT300 Slow motion DCC point motor (Tra) £20

R8243 Surface Mounted point motor (Hor) £7



Est. 1946

Switches & Levers

R044 Passing contact lever frame switch (for point motors) (Hor) £9

Lighting equipment

CL2 Standard Coach Lighting Strips - Warm White (Tia) £17

Spares

SL-111 Finescale insulated rail joiners/fishplates (Code 70, 75 & 83) for OO & HO gauge - Pack of 12 (Pec) £2

SL-110 Finescale rail joiners/fishplates (for code 70, 75 & 83) for OO & HO gauge - Pack of 24 (Pec) £2



INSULATING
RAIL JOINERS
HO/HO, 1/2 inch (12.7mm)

SL-11 Insulated rail joiners/fishplates (for OO, HO & O gauge code 100 rails incl. Hornby, Peco & Peco Streamline) - Pack of 12 (Pec) £2



Metal Conductive
RAIL JOINERS
HO/HO, 1/2 inch (12.7mm)

SL-10 Metal rail joiners/fishplates (for code 100 rails incl. Hornby, Peco & Peco Streamline). For OO, HO & O gauge - Pack of 24 (Pec) £2.50
18KADEE NEM-502 Medium Coupler - 8.63 mm (1/16") (w/o Draft Gear Boxes) (2 pair) (Kad) £3.50
TT4561 Tidy Track Roto Wheel Cleaner OO/HO Gauge (Woo) £21.75

Wheel sets

R8218 14.1 mm coach wheels (pack of 10) (Hor) £5

Man-made scenic structure - railway-related



LK-55 76ft Well type turntable (Pec) £38



R083 Box of 6 Buffer Stop (Hor) £8
R083 Single (Hor) £1.40
LC-100 Caterary system Start-up pack: 12 masts, 12 registration arms, 2 jigs and 16-page Shows You How Guide (Pec) £69



R070 Electrically Operated Turntable (Hor) £59
R514 Platform Canopy x 2 (Hor) £12
LK-62 Platform Edging, Concrete Type (Height 20mm) (Pec) £4
R460 Straight Platform (Hor) £3.50

Signals

4L-002-001 Signal - Motorised LMS home (OOSIGN3) (Dap) £22
4L-001-003 Signal - Motorised, Round post GWR home (Dap) NEW £22
4L-003-004 Signal - motorised, SR ladder distant (Dap) NEW £22
4L-003-003 Signal - motorised, SR ladder home (Dap) NEW £22

Buildings - general

R9833 Corner Pub (Hor) NEW £27
44-040 Diesel fueling point - Scarsdale range (102 x 37 x 50mm) (Bac) £13
44-279 Low relief Bell Towers (Bac) NEW £26.31
44-204 Low Relief Bonded Warehouse (Bac) £38.21
44-276 Low relief fishing tackle shop (Bac) NEW £21.21
44-280 Low relief Gamblers Getaways (Bac) NEW £26.31
44-274 Low relief Gibbs & Sons Gunfairs (Bac) NEW £25.46
44-282 Low relief Jo's Jewellery (Bac) NEW £26.01
44-281 Low relief Karen's Millinery (Bac) NEW £24.61
44-275 Low relief model shop (Bac) NEW £23.76
44-273 Low relief Rocket Ron's Record Shop (Bac) NEW £22.91
44-272 Low relief Startups Sports Shop (Bac) NEW £27.16
PO261 Pair of red brick terraced houses (Card Kit) (Mor) £8
R9806 Skeladale Railwayman's Arms (Hor) £46.29
R9828 The Bakers Shop (Hor) NEW £22
R9832 The Restaurant (Hor) NEW £22
R9834 Village Tea Rooms (Hor) NEW £25

Man-made scenic structure - non-railway

44-584 Clock Tower (Bac) NEW £27.16



44-0009 Container terminal crane (Bac) £144.46



44-016 Fuel Storage Tanks (Bac) £33.96
5006Peco Traffic Cones (large & small) (Pec) NEW £3.10

Bridges, Tunnels & Walls

PO244 Retaining Wall in Red Brick - 4 sections per kit (Mor) £11
PO245 Retaining Wall in Stone - 4 wall sections per kit (Mor) £11

People - civil



36-408 12 x Seated Coach Passengers (Bac) £10.16

36-407 1505s Train Crew x 6 (Bac) £6.21

Opening hours

Store: 09:00 - 17:00 Mon - Sun



07:30 - 18:00 Mon-Sat
09:00 - 17:00 Sun



36-047 Locomotive staff x 6 (Bac) £6.21

Track - Code 100 Setrack

ST-245 Setrack curved double radius left handed point insulfrog (Pec) £14
ST-244 Setrack curved double radius right handed point insulfrog (Pec) £14
ST-201 Setrack double straight (Pec) £2
ST-241 Setrack No.2 radius left handed point insulfrog (Pec) £2
ST-240 Setrack No.4 Radius Standard Curve. No "double" version (insulfrog - use 16 to form a circle) (Pec) £2
ST-204 Setrack Quad Straight (670mm) (Pec) £3.50
ST-204 Box of 24 (Pec) £76

Track - Code 100 Streamline



SL-100 Pack of 25 1 yard (91.5cm) length of Code 100

Wooden-sleeper nickel silver flexible track (Pec) £66

SL-100 Single (Pec) £3

SL-102 1 yard (91.5cm) length of Nickel Silver concrete-sleeper flexible track (Pec) £3

SL-102 Pack of 25 (Pec) £25

SL-E99 3 way medium radius point electrofrog (Pec) £25

SL-99 3 way medium radius point insulfrog (Pec) £25

SL-90 Double slip insulfrog (Pec) £31

SL-87 Left hand curved point (Pec) £12.50

SL-E87 Left hand curved point electrofrog (Pec) £12.50

SL-E89 Left hand large point electrofrog (Pec) £12

SL-89 Left hand large point insulfrog (Pec) £12

SL-96 Left hand medium point (Pec) £10

SL-E96 Left hand medium point electrofrog (Pec) £10

SL-92 Left hand small point (Pec) £9.50

SL-E92 Left hand small point electrofrog (Pec) £9.50

SL-86 Right hand curved point (Pec) £12.50

SL-E86 Right hand curved point electrofrog (Pec) £12.50

SL-E88 Right hand large point electrofrog (Pec) £12

SL-88 Right hand large point insulfrog (Pec) £12

SL-95 Right hand medium point (Pec) £10

SL-E95 Right hand medium point electrofrog (Pec) £10

SL-91 Right hand small point (Pec) £9.50

SL-E91 Right hand small point electrofrog (Pec) £9.50

SL-80 Single slip insulfrog (Pec) £28

Track - Code 75 Finescale

SL-102F 1 yard (91.5cm) length of finescale Nickel Silver concrete-sleeper flexible track (Pec) £3

SL-102F Pack of 25 (Pec) £72

SL-E199 3 way finescale medium radius point electrofrog (Pec) £27

SL-E187 Finescale left hand curved point electrofrog (Pec) £12.50

SL-E189 Finescale left hand large point electrofrog (Pec) £12

SL-E196 Finescale left hand medium point electrofrog (Pec) £12

SL-E192 Finescale left hand small point electrofrog (Pec) £10

SL-E186 Finescale right hand curved point electrofrog (Pec) £12.50

SL-E195 Finescale right hand medium point electrofrog (Pec) £12

SL-E180 Finescale single slip electrofrog (code 75 rail) (Pec) £33

Track & Points

R605 1st radius double curve (8 make a circle) (Hor) £2.50

R605 Circle of 8 (Hor) £15

R607 2nd radius double curve track (8 make a circle) (Hor) £2.25

R607 Circle of 8 (Hor) £15

R609 3rd radius double curve track (8 make a circle) (Hor) £3

R609 Circle of 8 (Hor) £15

R6262 Double 4th radius curve (8 make a circle) (Hor) £3



R601 Box of 24 Double Straight (Hor) £49

R601 Single (Hor) £2.25

R6224 Extension Pack D. 1 x R6072, 3 x R605, 1 x R608, 1 x R636, 1 x R603 (Hor) £32

R6074 Left hand curved point (Hor) £14.40

R8072 Left Hand Standard Point (Hor) £9

R603 Long Straight (Hor) £3.25

R603 Long Straight (Hor) £3.25

R603 Long Straight (Hor) £3.25

R603 Long Straight (Hor) £3.25

R603 Long Straight (Hor) £3.25

R603 Long Straight (Hor) £3.25

R603 Long Straight (Hor) £3.25

R603 Long Straight (Hor) £3.25

R603 Long Straight (Hor) £3.25

R603 Long Straight (Hor) £3.25

R603 Long Straight (Hor) £3.25

R603 Long Straight (Hor) £3.25

R603 Long Straight (Hor) £3.25

R603 Long Straight (Hor) £3.25

R603 Long Straight (Hor) £3.25

R603 Long Straight (Hor) £3.25

R603 Long Straight (Hor) £3.25

R603 Long Straight (Hor) £3.25

R603 Long Straight (Hor) £3.25

R603 Long Straight (Hor) £3.25

R603 Long Straight (Hor) £3.25

R603 Long Straight (Hor) £3.25

R603 Long Straight (Hor) £3.25

R603 Long Straight (Hor) £3.25

R603 Long Straight (Hor) £3.25

R603 Long Straight (Hor) £3.25

R603 Long Straight (Hor) £3.25

R603 Long Straight (Hor) £3.25

R603 Long Straight (Hor) £3.25

R603 Long Straight (Hor) £3.25

R603 Long Straight (Hor) £3.25

R603 Long Straight (Hor) £3.25

R603 Long Straight (Hor) £3.25

R603 Long Straight (Hor) £3.25

R603 Long Straight (Hor) £3.25

R603 Long Straight (Hor) £3.25

R603 Long Straight (Hor) £3.25

R603 Long Straight (Hor) £3.25

R603 Long Straight (Hor) £3.25

R603 Long Straight (Hor) £3.25

R603 Long Straight (Hor) £3.25

R603 Long Straight (Hor) £3.25

R603 Long Straight (Hor) £3.25

R603 Long Straight (Hor) £3.25

R603 Long Straight (Hor) £3.25

R603 Long Straight (Hor) £3.25

R603 Long Straight (Hor) £3.25

R603 Long Straight (Hor) £3.25

R603 Long Straight (Hor) £3.25

R603 Long Straight (Hor) £3.25

R603 Long Straight (Hor) £3.25

R603 Long Straight (Hor) £3.25

R603 Long Straight (Hor) £3.25

R603 Long Straight (Hor) £3.25

R603 Long Straight (Hor) £3.25

R603 Long Straight (Hor) £3.25

R603 Long Straight (Hor) £3.25

R603 Long Straight (Hor) £3.25

R603 Long Straight (Hor) £3.25

R603 Long Straight (Hor) £3.25

R603 Long Straight (Hor) £3.25

R603 Long Straight (Hor) £3.25

R603 Long Straight (Hor) £3.25

R603 Long Straight (Hor) £3.25

R603 Long Straight (Hor) £3.25

R603 Long Straight (Hor) £3.25

R603 Long Straight (Hor) £3.25

R603 Long Straight (Hor) £3.25

R603 Long Straight (Hor) £3.25

R603 Long Straight (Hor) £3.25

R603 Long Straight (Hor) £3.25

R603 Long Straight (Hor) £3.25

R603 Long Straight (Hor) £3.25

R603 Long Straight (Hor) £3.25

R603 Long Straight (Hor) £3.25

R603 Long Straight (Hor) £3.25

R603 Long Straight (Hor) £3.25

R603 Long Straight (Hor) £3.25

R603 Long Straight (Hor) £3.25

R603 Long Straight (Hor) £3.25

R603 Long Straight (Hor) £3.25

R603 Long Straight (Hor) £3.25

R603 Long Straight (Hor) £3.25

R603 Long Straight (Hor) £3.25

R603 Long Straight (Hor) £3.25

R603 Long Straight (Hor) £3.25

R603 Long Straight (Hor) £3.25

R603 Long Straight (Hor) £3.25

R603 Long Straight (Hor) £3.25

R603 Long Straight (Hor) £3.25

R603 Long Straight (Hor) £3.25

R603 Long Straight (Hor) £3.25

R603 Long Straight (Hor) £3.25

R603 Long Straight (Hor) £3.25

R603 Long Straight (Hor) £3.25

R603 Long Straight (Hor) £3.25

R603 Long Straight (Hor) £3.25

R603 Long Straight (Hor) £3.25

R603 Long Straight (Hor) £3.25

R603 Long Straight (Hor) £3.25

R603 Long Straight (Hor) £3.25

R603 Long Straight (Hor) £3.25

R603 Long Straight (Hor) £3.25

R603 Long Straight (Hor) £3.25

R603 Long Straight (Hor) £3.25

R603 Long Straight (Hor) £3.25

R603 Long Straight (Hor) £3.25

R603 Long Straight (Hor) £3.25

R603 Long Straight (Hor) £3.25

R603 Long Straight (Hor) £3.25



76DT002 Diamond T980 Tank Transporter 1st

Canadian Army - Italy 1943 (Oxf) NEW £20

Public Service vehicles

76LR007 Land Rover Discovery 3 Metropolitan Police (Oxf) NEW £4.95

Want it DCC fitted?

www.ehattons.com/dccfitting

for more details

370-400 Longmoor Military Railway Train Pack WD Austerity 2-8-0 No.400 "Sir Guy Williams" & 3 x Mk1 suburban brake end coaches in LMR blue (Gra) . £118.96

Diesel locos

371-015C Class 08 Shunter 08672 in BR Blue Wasp Stripes (Gra) . £79

371-032 Class 20 20063 in BR Blue Indicator Discs (weathered) (Gra) . £93.46

371-035 Class 20 Twin Pack 20904 "Nancy" & 20906 Hunslet-Barclay Livery (Gra) . £178.08

2D-012-009 Class 22 diesel loco D6316 in BR green small yellow panels & disc headcodes (Dap) (list £142.89) . BARGAIN £79

2D-003-008 Class 52 diesel loco D1000 "Western Enterprise" in BR maroon - weathered (Dap) (list £128.03) . BARGAIN £79

2D-003-011 Class 52 diesel loco D1009 "Western Invader" in BR Blue full yellow ends - weathered (Dap) (list £128.03) . BARGAIN £79

2D-003-007 Class 52 diesel loco D1012 "Western Firebrand" in BR maroon small yellow panels (Dap) (list £128.03) . BARGAIN £79

2D-003-009 Class 52 diesel loco D1045 "Western Viscount" in BR maroon full yellow ends - weathered (Dap) (list £128.03) BARGAIN £79

2D-003-003 Class 52 diesel loco D1056 "Western Sultan" in BR maroon full yellow panel (Dap) (list £128.03) BARGAIN £79

2D-003-004 Class 52 diesel loco D1058 "Western Nobleman" in BR blue full yellow ends (Dap) (list £128.03) . BARGAIN £79

2D-003-010 Class 52 diesel loco D1062 "Western Courier" in BR Blue full yellow ends - weathered (Dap) (list £128.03) . BARGAIN £79

2D-003-006 Class 52 diesel loco D1065 "Western Corsair" in BR maroon small yellow panels (Dap) (list £128.03) . BARGAIN £79

2D-003-005 Class 52 diesel loco D1072 "Western Glory" in BR blue full yellow ends (Dap) (list £128.03) . BARGAIN £79

371-285 Class 55 Deltic D9007 "Pinza" in BR green (Gra) . £93.46

2D-007-002D Class 66 diesel loco 66504 in Freightliner powerhead green. DCC-Fitted (Dap) . £95

HSTs

2D-019-003 Class 43 HST Book Set in Intercity Executive - W43126, W43125 & two Mk3 coaches (Dap) . £135

2D-019-004 Class 43 HST Book Set in Intercity Swallow - 43075, 43106 & two Mk3 coaches (Dap) . £135

DMUs

2D-009-000 Class 121 single car DMU "Bubble car" W55022 in BR green small yellow warning panel (Dap) . £90

NEW

371-329 Class 150/2 150247 in BR Super Sprinter - weathered (Gra) NEW . £144.46

2D-021-002 Class 150 2 car DMU 150419 BR provincial Super Sprinter livery (Dap) . £95

EMUs

371-702 Class 350/1 Desiro 4 Car EMU 350 101 in London Midland (Gra) (list £169.95) . BARGAIN £99

371-701 Class 350/2 Desiro 4-car EMU 350 236 in London Midland (Gra) (list £169.95) . BARGAIN £99

Train sets - analogue

NEW

370-130 "The Night Mail" train set Class 47 and Mk1 post coaches (Gra) NEW . £169.96

Coaches

2P-003-001 B Set Coach Twin Pack BR W6036W & W6037W (Dap) . £22.78

374-012D BR Mk1 SO Second Open Maroon (Gra) . £25.46

374-991 Bulleid 3-Coach Set BR (SR) Green (Gra) . £76.46

2P-000-231 Collett brake composite W6546 BR crimson and cream (Dap) NEW £20

2P-000-232 Collett brake composite W6553 BR crimson and cream (Dap) NEW £20

2P-000-033 Collett composite W7014 in BR crimson and cream (Dap) NEW £20

2P-000-034 Collett composite W7025 in BR crimson and cream (Dap) NEW £20

2P-000-130 Collett second class W1063 BR crimson and cream (Dap) NEW £20

2P-000-134 Collett second class W1117 BR crimson and cream (Dap) NEW £20

2P-012-252 Maunsell SR Lined Green 6 coach set (Dap) £111

374-641 Mk1 OCT in BR maroon - weathered (Gra) . £21.21

374-416 Southern PL Passenger Luggage Van BR (SR) Green (Gra) . £20.36

374-415 Southern PL Passenger Luggage Van BR Crimson (Gra) . £20.36

Wagons

2F-034-033 20T Steel hopper wagon "Simpson" (Dap) NEW £9

2F-034-034 20T Steel hopper wagon "Simpson" - weathered (Dap) NEW £10

373-262B 8 Ton Ale Wagon BR Baupole (Gra) NEW £14.41

2F-060-011W Grampus BR Black D8990412 Weathered (Dap) NEW £13.70

2F-060-010W Grampus BR Black D8990458 weathered (Dap) NEW £13.70

2F-060-012W Grampus BR Black D8990563 weathered (Dap) NEW £13.70

2F-060-013W Grampus Tauton Concrete Olive Green D8986706 Weathered (Dap) NEW £13.70

377-927A PCA Metalair Bulk Powder Wagon Grey Unbranded (Gra) NEW £22.91

377-925A PCA Metalair Bulk Powder wagon Blue Circle - weathered (Gra) NEW £22.91

DCC decoders

DCC23 2-pin 2-function 1A (2A peak) decoder (suitable for N gauge) (Gau) . £24

36-558A 6-pin 2-function decoder (suitable for OO & N gauge locos and use on analogue track) (Bac) . £15.26

Accessories

42-551 Coal loads for 4 Wheel Wagons (x4) (Gra) NEW £5.06

SL-311 Insulated Rail Joiners/Fishplates for N & 009 gauge (12 per pack) (Pec) . £1.50

2A-000-011 Magnetic couplings - short arm - 5 pairs (Dap) . £18

Signals

2A-000-008 Magnetic NEM couplers - medium arm (ex-NSPARE8) - 5 pairs (Dap) . £17

SL-310 Rail Joiners/Fishplates for N & 009 gauge (24 per pack) (Pec) . £2

2L-001-001 Signal - Motorised, GWR home lower quadrant (ex-NSIGN1) (Dap) . £22

2L-002-001 Signal - Motorised, LMS home upper quadrant (ex-NSIGN3) (Dap) £22

Track - Code 80 Setrack

ST-11 Double straight track (Pec) . £1.50

ST-17 N Setrack No3 radius double curve (B form a circle). 299.5mm/11.75" radius (Pec) . £2

ST-15 No 2 radius double curve (Pec) . £1.50

ST-6 Setrack left hand point insulfrog (Pec) . £8.50

ST-5 Setrack right hand point insulfrog (Pec) . £8.50

ST-300 Starter Track Set (Pec) . £44

Track - Code 80 Streamline

SL-302 1 yard (91.5cm) length of Concrete Sleeper Nickel Silver Flexible track (Pec) . £3

SL-302 Pack of 25 (Pec) . £64

SL-300 Pack of 25 1 yard (91.5cm) length of Wooden-Sleeper Nickel Silver Flexible track (Pec) . £84

SL-300 Single (Pec) . £3

SL-E389 Left hand large point electrofrog (Pec) . £10

SL-E389 Left hand medium point electrofrog (Pec) . £9

SL-396 Left hand medium point insulfrog (Pec) . £9

SL-E388 Right hand large point electrofrog (Pec) . £10

SL-E395 Right hand medium point electrofrog (Pec) . £9

SL-395 Right hand medium point insulfrog (Pec) . £9

Track - Code 55 Finescale

SL-300F Pack of 30 1 yard (91.5cm) length of Finescale Nickel Silver flexible Wooden Sleeper track (Pec) . £84

SL-300F Single (Pec) . £3

SL-302F 1 Yard of Nickel Silver Flexible Track Concrete Sleepers (Pec) . £3

SL-302F Pack of 30 (Pec) . £91

SL-E399F 3-way finescale turnout (Pec) . £26

SL-E387F Finescale curved double radius left hand point electrofrog (Pec) . £11

SL-E386F Finescale curved double radius right hand point electrofrog (Pec) . £11

SL-E390F Finescale double slip electrofrog (Pec) . £15

SL-E389F Finescale left hand large point electrofrog (Pec) . £11

SL-E396F Finescale left hand medium point electrofrog (Pec) . £10

SL-E392F Finescale left hand small point electrofrog (Pec) . £9

SL-E388F Finescale right hand large point electrofrog (Pec) . £11

SL-E395F Finescale right hand medium point electrofrog (Pec) . £10

SL-E391F Finescale right hand small point electrofrog (Pec) . £9

SL-E383F Finescale scissors crossover electrofrog (Pec) £58

Buses

NUT005 Guy Arab Utility Wolverhampton (Oxt) NEW £6

Commercial vehicles

NAEC010 AEC Matador Royal Navy (Oxt) NEW £6

HO Gauge (1:87 Scale)

Cars

87ME49007 Mercury Monarch 1949 Teal Blue (Oxt) NEW £4.95

1:72 Scale

Aircraft - civil

72DR012 DH Dragon Rapide G-AHAG Scollonia Airways (Oxt) NEW £28

O Gauge (1:43 Scale)

Diesel locos

4203 Class 42 Warship D815 "Drunk" in BR maroon full yellow ends (Hel) . £550

5351 Class 53 D0280 "Falcon" in BR two tone green small yellow panels. (Hel) . £550

6000 Class 60 diesel in Railright triple grey (Supplied un-numbered separate waterside numbers, sector emblems and a selection of nameplates) (Hel) . £499

DMUs

8892 AC Cars Railbus V77978 in BR dark green speed whiskers (Hel) . £400

Coaches

4912 BR Mk1 SO 2nd open in blue & grey (Hel) . £250

4910 BR Mk1 SO 2nd open in carmine & cream (Hel) (list £225) BARGAIN £250

Wagons

1042 200xx VAA sliding door van in Railright red & grey (Hel) . £63

5551 2797 591 IWB Cargowagon (graffiti version) (Hel) . £145

5151 4647 026 IGA Cargowagon (Hel) . £145

5153 4647 039 IGA Cargowagon - Corus Rail (weathered) (Hel) . £145

7F-051-024 5 plank open wagon "Minera Lime Company" (Dap) NEW £38

7F-051-024W 5 plank open wagon "Minera Lime Company" - weathered (Dap) NEW £38

Track - Code 124 Bullhead Streamline

SL-700BH Box of 12 1 Yard O Gauge Flexible Nickel Silver Track (Bullhead Nickel Silver Rail) (Pec) . £73

SL-700BH Single (Pec) . £6.50

SL-E787BH Left hand O gauge curved turnout (Pec) . £50

SL-E792BH Left hand point bullhead rail and electrofrog (Pec) . £39

ST-725 Setrack Bullhead 2nd radius standard curve 410mm (16") radius 102mm (4.05"), 16 make a circle (Pec) . £18

SL-E797BH Y Point bullhead rail & electrofrog (Pec) . £39

Cars

VA09519 Corgi 60th - Ford Escort Mk1 Mexico, Diamond White (Cor) NEW £13

VA08805 Daimler Sovereign Series 14.2, Willow Green (Cor) NEW £22

VA13310 Ford Capri Mk1 1600GT XLR, Fern Green Metallic (Cor) NEW £22

VA09520 Ford Escort Mk1 Mexico, Daytona Yellow (Cor) NEW £22

VA12569 Ford Fiesta Mk1 Festival, Prairie Yellow (Cor) NEW £22

VA12410 Ford Granada Mk1, 2.8i Ghia, Imperial Red (Cor) £22

43RRP3001 Rolls Royce Phantom III SdV HJ Mulliner Black (Oxt) NEW £20

Commercial vehicles

43LR28001 Land Rover Series II SVB Hard Back Royal Mail (Oxt) NEW £14

Military ground vehicles

43LR001 Land Rover 12 Ton Lightweight United Nations (Oxt) NEW £14

Any or Multiple Scales

Analogue controllers

COMBI Combi 12v 1Amp Single Track Controller Transformer (Gau) . £30

D Double/Twin track power controller (Gau) . £69

Q Quadruple 4 circuit power controller (Gau) . £130

Analogue power supplies

CDU Capacitor Discharge Unit (Gau) . £11

PLS-100 SmartSwitch Set for 4 servo control & operation, switches, control board & digital readout for Analogue operation (Pec) . £54

PL-15 Twin Microswitch (Pec) . £7

Analogue point control

DCC decoders

DCR-21PIN-Direct Box of 10 21-pin 4-function 1.1Amp direct plug decoder back EMF (Hal) . £110

DCR-21PIN-Direct Single (Hal) . £12

DCR-21PIN-Direct Box of 5 (Hal) . £57

DCR-8PIN-HarnessMini Box of 10 8-pin (harness) 2-function 1.1Amp small & thin decoder back EMF (Hal) . £99

DCR-8PIN-HarnessMini Single (Hal) . £11

DCR-8PIN-HarnessMini Box of 5 (Hal) . £50

36-553 8-pin 3-function 1.75A decoder back EMF (Dap) . £15.50

DCR-8PIN-Direct Box of 10 8-pin compact direct 4-function 1.1Amp decoder back EMF (Hal) . £105

DCR-8PIN-Direct Single (Hal) . £13

DCR-8PIN-Direct Box of 5 (Hal) . £59

DCC controllers

50200 EcoS Command Station DCC controller full colour LCD touch screen & dual controllers motorised dials & easy CV (ESU) . £509

524-042 NCE Power Cab 2 Amp DCC controller (NCE) . £136

DCC02 Prodigy "Advance 2" starter DCC controller package (Gau) . £215

DCC14 Prodigy Advance 2 Backlit Walkaround controller (Gau) . £99

Point motors

PL-10WE High performance turnout point motor extended pin (Pec) . £6

PL-10 Point Motor (Switch Machine) (Pec) . £6

PL-10 Bag of 6 (Pec) . £34

PL-10E Bag of 6 Point Motor Extended Pin (use PL-9) (Pec) . £34

PL-10E Single (Pec) . £6

PM-2 Seep point motor (Gau) . £3.50

PM-4 Seep point Motor Self Latching Switch (Gau) . £5

PM-1 Seep point motor accessory switch (Gau) . £4

PL-11 Side/surface mounted point motor (Pec) . £7.50

HAT-PM-01 Pack of 6 Solenoid point motor including pin extension and 2-way arm for use points and signals. Exclusive to Hatton's (Hal) . £35

HAT-PM-01 Single (Hal) . £6.50

CASH TODAY

Money for your secondhand locos & rolling stock

Tel : 0151 733 3655
Email : preowned@ehattons.com

Phone opening times
Mon to Sat 7:30am-6pm Sun 9am-5pm

Shop opening times
Mon to Sun 9am-5pm

"I would just like to say how impressed and pleased I am with my selling experience with Hatton's. It was a smooth and efficient process from beginning to end."

Mr C Isgar, Dorset

"I was very pleased with the price offered by Hatton's and the simplicity of the service - I hope you find happy new owners for my locomotives"

Mr R Thompson, Surrey

Step 1

Contact us with your list of items

Email your list of items to:
preowned@ehattons.com

Post your list to:
17 Montague Road, Widnes, WA8 8FZ



Step 2

Our experienced staff **Review** your list

A **Valuation** is made of your items

We make you an **Offer**

(usually within 24 hours)



All brands purchased:

(including)



Step 4

We confirm the offer &

make **Payment**

Fast and secure with your choice of either
Cash - Bank Transfer - PayPal - Cheque



Step 3

Either **Send** us your items
Or we arrange to **Collect**, then **Check** through the list



"I've bought from Hatton's for years and the trade-in service is just as efficient and friendly as usual - great service!"

Mr H Moorhouse, Lincoln



www.York Modelmaking.co.uk

Perfect building components and kits

Doors, windows, tiles, canopy valances, brackets, columns, steps, bridges etc

Bespoke service for everything else

LASER CUTTING

Affordable and easy to use
NOW, also 3D printing service

Free quotes



To receive an N, OO or O scale price list, please send an A4 SAE with a LARGE size stamp.

Klinkerhofen Layout - Norman Raven

01904 400358

York Modelmaking, Unit 13, Bull Centre, Stockton-on-Forest, York, YO32 9LE



MAD ABOUT TRAINS

- www.madabouttrains.co.uk -

106 Trinity Street,
Gainsborough, DN21 1HS

• T: 01427 811040

• E: sales@madabouttrains.co.uk

Mad About Trains is a well-stocked shop selling Bachmann, Graham, Farrish, Hornby, Dapol, Gaugemaster, Peco, Metcalfe, Ratio, Modelsene, Wills etc. An extensive range of scenic materials and accessories are always available including lights, infra-red signals, Belisha Beacons, grounds signals etc. We stock a range of paints, weathering powders, glues, track cleaner, liquid flux, model oil and smoke oil together with smoke generators etc.



As DCC Specialists we offer an advisory and information service, onsite repairs, weathering, DCC Decoder and sound fitting service, plus our unique extra function sound decoders. See us at the shop, at exhibitions or give us a call to discuss your requirements.

We offer a bespoke layout design and construction service and have a large layout in the shop where customers can hear the sound locos and get an idea regarding scenery etc.

TOWNSCENE

BACKGROUNDS OF DISTINCTION

This scene: Sky background with elements from 'OO' sheets 1, 2, 3, 4 & 10
Approx 1m x 30cm in 'OO'

A5 SAE for colour brochure or visit www.freestonemodell.co.uk

'OO' Sheets All sheets £3.00 ea. **'N' sheets**

BS1: Shops & houses	BS8: School & houses	NA: Town roofscape
BS2: Roofscape-1	BS9: Industrial buildings	NB: Town buildings
BS3: Roofscape-2	BS10: High Street shops	NC: Country
BS4: Town buildings	BS11: Dense Woodland	ND: Dock & industrial
BS5: Country, town l.	BS12: Country-3	NE: Town buildings
BS6: Country, town r.	BS13: Village	NF: Country & village
BS7: Dockside		

Sky paper rolls (32ft long) x 10" high £10, x 20" high £20.00

New: Selected sheets now available to order for 'Z', 'O', and 'G' scales. Call for information.

FREESTONE MODEL ACCESSORIES 28 Newland Mill Tel: 01993 775979 UK P&P
Witney OX28 3HH e: sales@freestonemodell.co.uk £3.00

Possibly Hampshire's Largest Stockist of Model Railways, Diecast, Books, Magazines, Scalextric and much more...

Full range of model railway products from the leading manufacturers including:

Hornby, Bachmann, Dapol, DJ Models, Graham Farish, Heljan, Oxford Rail, Peco, Dapol, Ratio, Wills, Superquick, Metcalfe, Gaugemaster, Parkside, Railmatch, South Eastern Finecast, Woodland Scenics and many, many more.

DCC equipment from DCC Concepts, ESU, Gaugemaster, Hornby and Bachmann. Sound decoders from South West Digital.

Also stockists of Die cast models including: Corgi, EFE, Oxford Die-Cast, Base Toys & Classic.

Modelling materials & tools.

NEW! Now stocking Vallejo Model Colour AK pigments and washes

Wide selection of books, DVDs, videos and magazines.



Monday: Closed
Tuesday to Saturday: 9.00am to 5.00pm
Sunday: See website / call
Tel: 01420 542244
altonmodelcentre.co.uk
7a Normandy Street, Alton
Hants, GU34 1DD

4 TRACK MODELS

Quality Pre-painted kits made from MDF, HDF and Laserboard



check your local retailer for stock

Would you like to retail our stock?
Contact us for details



Ultimate realism from:
4GROUND
MANUFACTURING AND WATERWAYS

UK
Manufactured

www.4trackmodels.co.uk

Tel: 01264 541 007 Email: sales@4trackmodels.co.uk



A C Models

Tel: 02380 610100 www.acmodelseastleigh.co.uk

We have now expanded to number 9 High Street
and our Spares Department & Games Workshop at number 7 is now open
Visit us at www.acmodelsspares.co.uk.

New R/C Dept now open

Your one stop shop for the model enthusiast, selling brand new and near new model trains, slotcars, sets, and diecast toys at very special prices direct from our website or our shop in Eastleigh.

Stockists of

SCALEXTRIC

HORNBY

PECO

SPECTRUM

PECO

AIRFIX

BRISTOL

and much more

VISA

PayPal

MasterCard

WE ARE CLOSED
August 29th
- Friday
September 2nd

7/9 High Street, Eastleigh, Hants SO50 5LF
email: info@acmodelseastleigh.co.uk Closed Weds, Sun.



ADM TURNTABLES

INDEXING DRIVE SYSTEM MANUFACTURERS

www.admtuntables.co.uk

The ultimate Indexing Turntable for
OO and N Gauge; plus Drive
Systems for other gauge sizes

- N & OO gauge - based on a popular turntable
- Single or Multiple Use
- Unique Belt Driven Solution
- Quiet Running System
- Bridge LiveThrough 360°
- Up to 100 Indexable Positions

- Suitable for DCC or Analogue
- DCC controllable
- Simple to use Controller
- Easy to Programme
- FullTwo Line Digital Display
- Fully Assembled & Tested
- Easy to Install and Operate



Designed and built in the UK

ADM Turntables Tel: 01933 411127 Mobile 07770 977867
Email: alastair@admtuntables.co.uk Website: www.admtuntables.co.uk

Model Rail Baseboards

Manufacturers of bespoke modular baseboard systems

- Custom made baseboards, Helix, Storage systems • Point control systems
- Complete layout service



CHECK OUT OUR NEW WEBSITE WHERE YOU WILL FIND OUR NEW RANGE OF LIGHTING, COMPONENTS, POWER SUPPLIES + MUCH MORE..

www.modelrailbaseboards.com
sales@modelrailbaseboards.com

00 353 (0)87 6555 052  Find us on Facebook

ANDY LOWE Electronics

All your electronic components at LOWE prices

REPAIRS TO MOST MAKES OF DC CONTROLLERS

www.andylowelectronics.co.uk

TAG BOARDS, STRIPS & TERMINAL BLOCKS

CTB2 Mini Tag Board 2 rows x 18 117mm x 38mm	£2.45
CTS1 Standard Tag Strip 28 way x 267mm	£2.50
CTS2 Mini Tag Strip 28 way x 194mm	£1.90
CTB4 Screw Terminal Block 3amp	80p
CTB5 As above 5amp	95p
CTB6 12-way plug & socket 6amp	£3.95
CTB10 As above but 10amp	£4.95

DC Controller Repairs **£35.00**

DIN PLUG & SOCKET

CDP9 3 pin plug...65p	CDP9 3 pin.....65p
CDP 4 pin65p	CDP5 4 pin65p
CDP 5 pin 180°...70p	CDP5 5 pin 180°...70p
CDP 5 pin 240°...70p	CDP3 5 pin 240°...70p
CDP 6 pin75p	CDP6 6 pin75p
CDP 7 pin80p	CDP7 7 pin80p
CDP 8 pin85p	CDP8 8 pin85p

Socket

CDP9 3 pin.....65p	CDP10 4 pin.....75p
CDP5 4 pin65p	CDP11 5pin180°.....75p
CDP5 5 pin 180°...70p	CDP12 5 pin 240°.....75p
CDP3 5 pin 240°...70p	CDP13 6 pin80p
CDP6 6 pin75p	CDP14 7 pin85p
CDP7 7 pin80p	CDP15 8 pin90p

In-line Sockets

CDP9 3 pin.....65p	CDP10 4 pin.....75p
CDP5 4 pin65p	CDP11 5pin180°.....75p
CDP5 5 pin 180°...70p	CDP12 5 pin 240°.....75p
CDP3 5 pin 240°...70p	CDP13 6 pin80p
CDP6 6 pin75p	CDP14 7 pin85p
CDP7 7 pin80p	CDP15 8 pin90p

EQUIPMENT WIRE

Col: rd,yl,bl,bk,wh,gn,pu, or,gy,pk,br

EW07/0.2 Multistrand wire 1.4amp	10m	100m
7 strands of 0.2mm wire in plastic sleeving: ideal N & 00	£1.50	£8.25
EW07/0.2 as above in bi-colour [striped]	£2.00	£15.99
EW16/0.2 Multistrand wire 3amp		
16 strands of 0.2mm wire, ideal 0 & 00	£2.25	£15.95
EW24/0.2 Multistrand wire 5amp		
24 strands of 0.2mm wire, ideal 0 & DCC	£2.80	£23.50
EW32/0.2 Multistrand wire 6amp		
32 strands of 0.2mm wire, ideal DCC rd, bk	£3.50	£28.00

SAVE 4 for £5
 EW07/0.2 multistrand wire
 10m £1.50 or
 4 for £5 all cols

MIN TOGGLE SWITCHES

SP/DP-single/double pole, ST/DT-single/double throw	
CC5 Connectors to fit below (saves soldering) 8p each	
SMT1 on / off SPST	each 1+20+ £1.20 £1.10
SMT2 on / off SPDT	£1.20 £1.10
SMT3 on-off SPDT	£1.25 £1.15
SMT4 on-off DPDT	£1.30 £1.20
SMT5 on-off-on DPDT	£1.40 £1.30
SMT 6 [on]-off-[on] SPDT for points	£1.60 £1.50
SMT7 [on]-off[on] DPDT	£1.90 £1.80
Lever covers for identification and grip	18p each
Rd,yell,bl,bk,gn,wh,gray	



GRAIN OF WHEAT/RICE BULBS with built in 12v resistors in rd,gn,amber,yell,clear

GWB 3mm dia x 10mm, 80ma	
120mm insulated leads	each 1+ 20+ 40p 35p
GRB 1.8mm dia 30ma	80p 75p

LED'S Black Mounting Clips

LD14 12v LED 3mm, rd,gn,yl	8p each 40p 30p
LD32 As above in white	40p 30p
LD15 12v LED 5mm, rd, gn, yl	40p 30p
LD1 1.8mm LED rd, gn, yl, amber	30p 25p
LD31 As above in white	70p 60p

T: 01981 540366 E: andy@andylowelectronics.co.uk

Hillcrest Cottage, Little Birch, Hereford HR2 8AY

Cheq: Andy Lowe P&P: £2.99



RECEIVE A FREE & FAIR VALUATION OF YOUR ITEMS

1. CALL Greg on 07725 112 352
2. EMAIL model-railway-emporium@outlook.com
3. POST a list to us. (Contact for address).

Find us on Facebook 

WANTED

CASH WAITING FOR YOUR SECOND HAND MODEL RAILWAYS – DISTANCE NO OBJECT

- New/used/unwanted model railways
- 00/N gauge full collections
- Individual items
- Locomotives/coaches/wagons/buildings
- Any age/gauge/condition considered
- Any manufacturer considered
- Boxed/unboxed

- ✓ Convenient collection or postage paid
- ✓ Fast friendly professional service
- ✓ Quotation within 24 hours
- ✓ Cash on collection if desired

Visit our new website www.modelrailwayemporium.co.uk for 10% off your first order with FREE UK post.

Durham Trains of Stanley



"more than just a model shop"

Opening hours: Mon 09.30-17.00, Tue 09.30-17.00 Wed Closed,
Thu 11.00-19.00, Fri 09.30-17.00, Sat 09.30-17.00, Sun Closed
6 Station Road, Stanley, Co. Durham, DH9 0JL
Tel: 01207 232545
www.durhamtrainsofstanley.co.uk
Email: sales@durhamtrainsofstanley.co.uk

www.expressmodels.co.uk

LIGHTING SPECIALISTS

Let our lighting scenic effects bring your layout to life. Our range includes: Flashing Neon Signs, Arc Welding Simulators, Flickering Fires, Working Belisha Beacons, Party Garlands & Flashing Beacons for Emergency and Maintenance Vehicles. We also stock a comprehensive range of Knightwing Products & the excellent ID Photographic Backscenes.

Visit our website which has secure online shopping.
Please send £3.00 for our 50 page catalogue which lists our full range.

EXPRESS MODELS, 65 CONWAY DRIVE, SHEPshed, LOUGHBOROUGH, LEICS. LE12 9PP
Tel: 01509 829008 Fax: 01509 560878
Email: sales@expressmodels.co.uk




Plastruct



Please ask your model shop for genuine Plastruct fineline Styrene structural shapes.

Range contains over 70 shapes including: Angles, I-Beams, Channels, Columns, Deep Channels, Tees and Z Sections, Round, Rectangular and Square Tubing, Plastic Strips and Sheeting, Scale Ladders, Stairs and Railings, Open Web Trusses.

Essential for all scratch model makers.
www.plastruct.co.uk

FLAIR RAIL

STOCKISTS OF MODEL RAILWAY EQUIPMENT SECONDHAND BOUGHT AND SOLD

FIND US ON FACEBOOK 
WWW.FLAIR-RAIL.CO.UK

FLAIR RAIL, UNIT 7, SPRINGFIELDS, NURSERY ESTATE, BURNHAM ON CROUCH. CMO 8TA
T: 01621 786198
E: ROGER@FLAIR-RAIL.CO.UK
OPEN: MONDAY TO FRIDAY 10.00 - 4.00
SATURDAY 10.00 - 3.00

WE DON'T LIKE TO BLOW OUR OWN TRUMPET. YOU DO THAT FOR US...



"thank you for providing such an excellent service."
"very impressed with your company and your transfers are 1st rate."
SECOND TO NONE
"The nameplates are exquisite!"
"your transfers are the easiest to apply and the finish is excellent."
"I consider your transfers to be the best!"

FOX TRANSFERS LTD
TEL +44 (0)116 319 4950
Unit 5, Priory Business Park, Wistow Road,
Kibworth, Leicestershire LE8 0RX, ENGLAND calls by appointment
email: sales@fox-transfers.co.uk web: www.fox-transfers.co.uk



www.GoldenValleyHobbies.com

Quick Ballaster & The 'Dougal' Ballast Sweeper




Designed And Made in the UK 

Z to G scale versions.
No more messy ballast – sweeps the ballast into place.
Great Price – from £14.99

Z to G scale versions. From £4.99
Dougal tidies up behind other Ballast Spreaders – sweeping the stone quickly and simply into place properly.

Try your model shop first, In case of difficulty available direct by post from our address.
Trade Enquiries welcome. 01981 241 237

GVH, Unit 1, Pontrilas Business Park, Pontrilas, Hereford, HR2 0AZ

www.wicknessmodels.co.uk

DCC Sound & Equipment



SOUNDSCAPE

Wickness Models 

ESU 

Lok Sound 
V4 MICRO XL

HARBURN HAMLET Enhance YOUR layout with Harburn Hamlet - they're ready decorated!

P&P £3.00 per order please

1960s style pumps & garage accessories

FL152 Old oil drums £6.50

SS334 Walled seating area with notice board (figure not included) £18.95

SS368 Flower and plant stand with signboard £19.95

FL109 Covered mixed load £4.99

FL139 Part covered barrel load £6.50

SS385 "Regent" £16.95

SS388 "BP" £16.95

SS386 "National" £16.95

CG222 Farmyard pump "Not for resale" £6.50

SS387 "Shell" £16.95

SS389 "Shell" + "BP" + "National" £16.95

SS391 Oil cabinet/tyres/free air! £16.95

SS392 Tyre Man £6.50

SS393 Tyres £6.50

FL154 Rusty drums & cans £6.50

Stacked oil drums

FL150 red £6.50

FL151 green £6.50

FL155 red £7.95

FL156 green £7.95

FL157 brown £7.95

FL158 blue £7.95

...see more: harburns.co.uk

...now available as an assorted set: SS387 "Shell" + "BP" + "National" £16.95

Order by Phone: 0131 556 3233 Online: www.harburns.co.uk By Post: Harburn Hobbies, 67 Elm Row, Edinburgh EH7 4AQ

Trains4U.com
01733 895989 Trains4U@btconnect.com

Peterborough's Model Railway and Slot Car Specialists

HORNBY **HELJAN** **GRAHAM FARISH** **DAPOL** **PECO**

SPECTRE **SCALEXTRIC**

Revell **AIRFIX** **TAMIYA** **ESU** **WILLS KITS** **TCS** **RATIO**

27 St. David's Square, Fengate, Peterborough PE1 5QA

Open Tue-Sat 9.00-17.00, Sun 10.30-15.30

LLANFAIR
GARDEN RAILWAY SHOW 2016
At Llanfair Caereinion Leisure Centre

Saturday 3rd (10.00am-4.30pm)
& Sunday 4th September (10.00am-4.00pm)

Admission **£6.50**
(Accompanied under 16 free)

- Layouts in 16mm and G Scale
- 40 + Traders
- Refreshments
- FREE Parking
- FREE BUS LINK between show & Welshpool & Llanfair Railway Gala

Tel: 07796 863249 for further information

Carr's C&L Finescale

The Track Specialist

C&L Finescale Modelling

C&L business 'Up For Sale'
However it's
'Business as Usual'

Pete, the owner of C&L for the last 5 years has to give up the business for health reasons.

It is hoped that a new owner can be found who will carry on supplying the range of specialist products.

In the meantime it is 'business as usual' with C&L attending at Shows and offering 3,000+ products online.

Interested? Contact Pete at: pete@finescale.org.uk

Stockists: **Peco** Full range in N, OO, O & Letric, Individulay etc.
Gaugemaster Controllers, Transformers, Seep Motors, Ballast
Dapol O 'ready to run' wagons, Plastic kits, Signals
DCC Concepts Cobalt Motors, Track components, DCC items
Bachmann Scenecraft range - ready to use 4mm buildings
Wills, Ratio & Metcalfe Track components for quality flexi & turnouts
Plastic and Card Kits in N and OO

www.finescale.org.uk 01179 505 470

Visit Shop: Bristol, BS10 7RZ (4 miles from Cribb's Shops & M5)

BCL Brimal Components Ltd **brimal.co.uk**
Sales 01429 297277

All your Electronic, Electrical, & Hardware Requirements for your Model Rail Layout

NEW **Latching Relay**
Great for indicating the state of points when using a Momentary toggle switch. Supplied either as a Kit or just the Relay Kit MR204, Relay RL101

Additional Power Supplies 3A & 5A
You never know when you require some additional power for accessories available in 3 Amp or 5 Amp.

Baseboard Hardware
We stock all the popular Plugs & Sockets you will require. Pluggable Terminal Strips, Solder Tag Boards, DIN, Jack, DC & AC Power.

Multicore Cable
Multicore Cable from 4 core up to 25 core. Also available as screened cable in 8 & 12 core. CB599 to CB627

Mini Toggle Switches
Over 50 types of Mini Toggle switch from Single Pole to 4 Pole, Point Motor Control Switch SW301

Plugs & Sockets
We stock all the popular Plugs & Sockets you will require. Pluggable Terminal Strips, Solder Tag Boards, DIN, Jack, DC & AC Power.

Switches
Push Button, Toggle, Mini toggle, Slide, Leaf, Reed, Rotary, Thermal, Vibration, in fact all types of switches.

Equipment Wire
1/0.6 wire in 9 colours
7/0.2 wire in 9 colours
16/0.2 wire in 12 colours
24/0.2 wire in 11 colours
32/0.2 wire in 12 colours
Available in 100m rolls or 10m spools

Electronic Kits
Steam Engine Generator, Adjustable Timers, Speed Controllers, metal Detectors, Infra Red Detectors, Position Control Circuits

We now have a Stock Catalogue. Please contact us on 01429 297277 for a copy

Have a look on thehobbyshed.co.uk for Inspiration & Solutions

We accept all forms of Payment on the web site brimal.co.uk If you have any problems ordering please contact us

**key
SHOP**

**For a great selection
of books, DVDs,
magazines
and models**



www.keypublishing.com/shop

MODEL RAILWAYS **GAS CUPBOARD MODELS**

www.gascupboard.co.uk

Get off the internet and visit Trowbridge

Gas Cupboard Models
6 St Georges Works, Silver Street,
TROWBRIDGE, BA14 8AA

01225 777888

Retailer of the year

GHOST-SIGNS.COM

Add a little individuality to your Skaledale, Metcalfe or any other model buildings with our authentic replica fading painted advertising.

- TRANSFER OR PAPER
- OO AND N GAUGE
- FREE UK DELIVERY ON ALL ONLINE ORDERS

PLACE YOUR ONLINE ORDER TODAY AT
www.ghost-signs.com
or telephone 07970 977 628
for a free illustrated price list.

Brymay OO gauge transfer.
Buildings and vehicles not included.



A GREAT DAY OUT FOR ALL RAILWAY MODELLERS
Come help us celebrate 60 years of the Gauge O Guild at our anniversary show

Large scale...big show GUILDEX2016

Telford International Centre

St. Quentin Gate, TELFORD, Shropshire TF3 4JH

Saturday 3rd September 10.00 – 16.30

Sunday 4th September 10.00 – 16.00



UK debut for Arakoola, a superbly detailed 7mm layout from Australia



There's something for everyone



- Trade Stands
- Layouts
- Test Track
- Demonstrators
- Competition
- Two Halls

ADMISSION

MEMBERS £5
NON MEMBERS £10

ALL TICKETS ARE FAMILY TICKETS
& ADMIT PARTNER & CHILDREN U16
VALID BOTH DAYS

GAUGE O GUILD

Advance tickets from: Alan Jones,
8 Upper Coltbridge Terrace, Murrayfield,
Edinburgh EH12 6AD

More info at www.gaugeOguild.com

Easy lighting, sound & control for all!

NEW Fit real sound in your train - only £40!

Tiny motion controlled sound capsule & battery-no wiring



Steam
Diesel
DMU!

Works on both DC & DCC! Steam, Diesel, Goods....

Signal & Point
Controllers DCC only



Any gauge From £17

Colour Light Signals
DC & DCC fitted versions



00 2, 3, 4 Aspect From £8

NEW Automatic Coach Lights for any Coach
Turns on automatically, no pickups, no flicker, From £20



Now Available in N gauge!

Clip-in Buffer Lights & Track Testers
DC & DCC N & OO only £5 each



Various LFX Effects £15 inc Random,
Flashing, Traffic Lights, Crossing, Welding, BBQ



Available direct from www.dcpexpress.com & model shops

Order by 3pm for same day First Class despatch



Train-Tech
Model Technology Made Easy

**NEW
BROCHURE
FREE!**

DCP Express
Bryon Court
Bow Street
Great Ellingham
NR17 1JB, UK

01953 457800 / www.Train-Tech.com

£4 UK P&P - but this month quote HBY0916 for £2 off Postage!



We put you in the driving seat of your model locos



Andy Harris

DCC Fitting with a smile

Call Andy; he solves problems for modellers
in 0 and 00, and other scales.

He'll guide you in the confusing world of DCC.
Independent FREE advice on what to do . . .

. . . and not to do;

NEW layout visits and advisory service (chargeable).

Top-quality Sound and Lighting

Reliable, fully-guaranteed

Prompt—No long waits

We supply market-leading ECoS controllers and install
decoders, sound and lighting using components from all
main manufacturers, including ESU LokSound equipment.
Don't pay full price for obsolete components.



DCC Fitting Limited

01934 510262

8.30 am to 9 pm, Monday to Saturday

12 Hanover Close, Weston-super-Mare BS22 7UJ

www.dccfitting.co.uk

BURY ST EDMUNDS



MODEL RAILWAY EXHIBITION

Saturday 10th September 2016

Risby Village Hall

Bury St Edmunds

IP28 6RT

10am – 4pm

Admission Charges

Adults	£5.00
Concessions (Including 14-16)	£4.00
Accompanied Children under 14	Free

www.burystedmundsmrc.com

Traders

Layouts

Free Car Park

Refreshments



BURE VALLEY MODELS

www.burevalleymodels.com

Hornby Loco Bargains

R2882 S & DJR 0-6-0T 3F Locomotive	£22.50
R2946 BR Class 423 VEP BR Blue	£99.00
R3010 SR "Sir Sagamore" King Arthur	£122.50
R3059 Tornado Express Train Pack	£132.00
R3132 LNER A3 2599 Book Law	£132.99
R3067 BR Blue Class 31 Diesel	£49.99
R3073 Royal Mail LNER A1 Royal Lancer	£99.99
R3075 Royal Mail: SR Sir Mador De La Port	£99.99
R3220 Tyseley Connection Train Pack	£175.00
R3098 Tornado Late BR Etched Nameplates	£85.00
R3242A BR K1 Early Crest 62032	£110.50
R3243A BR K1 Late Crest 62027	£112.00
R3243B BR K1 Late Crest 62064	£110.50
R3194 BR (Early) Schools Class "Epsom"	£99.99
R3208 Schools Class "Brighton"	£99.99
R3233 D16/3 4-4-0 LNER Black 8825	£79.25
R3235 D16/3 E2524 "British Railways"	£79.25
R3260 SR 2-HAL 2 Car Electric Multiple Unit	£85.00
R3262 Class 31 DCR Green Livery	£99.00
R3275 BR Class 31 144 Diesel Dutch Livery	£45.99
R3283 Bagnall Diesel Shunter	£19.99
R3290 BR 2-HAL EMU Set No. 2639	£85.00
R3290A BR 2-HAL EMU Set No. 2630	£85.00
R3277 GWR 3835 4-4-0 County of Devon	£59.99
R3346 Class 92 DB Schenker Marco Polo	£57.99
R3349 Class 67 EWS Livery 67 024	£99.99
R3280 LNER 4-6-2 "Golden Shuttle"	£66.95
R3299 1945 Going Home Train pack	£245.00
R3300 Churchill's Funeral Train Pack	£215.99
R3302 1940 Return from Dunkirk Train Pack	£215.00
R2981 London Olympics 1948 Train Pack	£140.00
R3311 BR Sch Westminster BR Gm Early	£114.50
R3312 BRA36062 "Minoru" BR Gm Early	£124.00
R3337 A4 Silver Jubilee Collection	£475.00

Bachmann Loco Bargains

25-2014 Bachmann 25th Anniversary Set	£175.00
31-002 Robinson 04 63635 BR Black Early	£80.00
31-004 Robinson 04 BR Black Early Weatherd	£85.00
31-136DC D11/2 Edie Ochiltree BR Black Late	£89.99
31-138 D11/2 Haystoun of Bucklaw BR Early	£89.99
31-167DC L&YR 2-4-2 Tank BR Lined Black	
Early Weathered DCC	£79.00
31-268 Class 419 MLV Network South East	£65.00
31-464 C Class 593 Southern Black	£79.99
31-465 C Class 31579 BR Black Late Crest	£79.99
31-576DC Windhoff MPV Network Rail DCC	£99.99
31-577 Windhoff MPV Railtrack	£99.99
31-931 Midland Compound 1189 LMS Black	£85.00
31-932DC Midland Compound 40934 BR	
Lined Black Early Emblem DCC	£95.00
32-285 101 2 Car DMU BR Green	
with Speed Whiskers	£118.00
32-286 Class 101 2 Car DMU BR	
Green with Yellow Warning Panel	£99.99
32-287 Class 101 2 Car DMU BR	
Blue & Grey	£118.00
32-288 Class 101 2 Car DMU BR Blue	£118.00
32-509 BR Standard Class 5MT 73109	
BR Lined Black Early Emblem	£99.95

Bachmann Coach Bargains

9-252C BR Mk1 RFO Restaurant Car Crimson & Cream - Weathered	£25.25
39-500 BR Mk1 SLF Sleeper Car Maroon	£25.00
39-501 BR Mk1 SLF Sleeper Car Blue & Grey	£25.00
39-503 BR Mk1 SLSTP Sleeper Car Blue & Grey	
'Inter-City'	£25.00
39-465 LMS 60ft Porthole Corridor	
Composite BR Crimson & Cream	£29.00
39-475 LMS 60ft Porthole Open Vestibule	
BR Crimson & Cream	£29.00
34-326A 50ft Ex-LMS Stanier Parcel Van	
BR Crimson & Cream	£19.99

Shop open 7 days a week 9am to 5pm

Aylsham Station, Norwich Road,

Aylsham, Norfolk, NR11 6BW

Tel 01263 733856 E-Mail shop@bvrw.co.uk

Postage £5.00 per order to UK destinations



GRIMY TIMES MODEL RAILWAYS

www.grimytimes.co.uk

187 Orford Lane, Warrington, Cheshire WA2 7BA

Open daily 10am-5.00pm Closed Thursdays & Sundays 01925 632209

07921 830484



The Home of Grimy Times Weathering

- Excellent range of products and very competitive prices.
- Weathering, Renumbering & Renaming Service.
- Displays of pre-weathered locomotives for sale.
- Advice from professional railway modellers.
- DCC fitting service / Repairs & Servicing.



HORNEY PECO METCALFE



Sankey Scenics

Over 800 different packs of Quality Signage & Titled Trains



COACH DESTINATION BOARDS

GENERAL ARKWRIGHT'S STORE

THE RAILWAY

THE MOST COMPREHENSIVE RANGE OF MODEL SIGNAGE

THE MOST COMPREHENSIVE RANGE OF MODEL SIGNAGE

THE MOST COMPREHENSIVE RANGE OF MODEL SIGNAGE

THE MOST COMPREHENSIVE RANGE OF MODEL SIGNAGE

THE MOST COMPREHENSIVE RANGE OF MODEL SIGNAGE

THE MOST COMPREHENSIVE RANGE OF MODEL SIGNAGE

THE MOST COMPREHENSIVE RANGE OF MODEL SIGNAGE

THE MOST COMPREHENSIVE RANGE OF MODEL SIGNAGE

THE MOST COMPREHENSIVE RANGE OF MODEL SIGNAGE

THE MOST COMPREHENSIVE RANGE OF MODEL SIGNAGE

THE MOST COMPREHENSIVE RANGE OF MODEL SIGNAGE

THE MOST COMPREHENSIVE RANGE OF MODEL SIGNAGE

THE MOST COMPREHENSIVE RANGE OF MODEL SIGNAGE

THE MOST COMPREHENSIVE RANGE OF MODEL SIGNAGE

THE MOST COMPREHENSIVE RANGE OF MODEL SIGNAGE

THE MOST COMPREHENSIVE RANGE OF MODEL SIGNAGE

THE MOST COMPREHENSIVE RANGE OF MODEL SIGNAGE

THE MOST COMPREHENSIVE RANGE OF MODEL SIGNAGE

THE MOST COMPREHENSIVE RANGE OF MODEL SIGNAGE

THE MOST COMPREHENSIVE RANGE OF MODEL SIGNAGE

THE MOST COMPREHENSIVE RANGE OF MODEL SIGNAGE

THE MOST COMPREHENSIVE RANGE OF MODEL SIGNAGE

THE MOST COMPREHENSIVE RANGE OF MODEL SIGNAGE

THE MOST COMPREHENSIVE RANGE OF MODEL SIGNAGE

THE MOST COMPREHENSIVE RANGE OF MODEL SIGNAGE

THE MOST COMPREHENSIVE RANGE OF MODEL SIGNAGE

THE MOST COMPREHENSIVE RANGE OF MODEL SIGNAGE

THE MOST COMPREHENSIVE RANGE OF MODEL SIGNAGE

THE MOST COMPREHENSIVE RANGE OF MODEL SIGNAGE

THE MOST COMPREHENSIVE RANGE OF MODEL SIGNAGE

THE MOST COMPREHENSIVE RANGE OF MODEL SIGNAGE

THE MOST COMPREHENSIVE RANGE OF MODEL SIGNAGE

THE MOST COMPREHENSIVE RANGE OF MODEL SIGNAGE

THE MOST COMPREHENSIVE RANGE OF MODEL SIGNAGE

THE MOST COMPREHENSIVE RANGE OF MODEL SIGNAGE

THE MOST COMPREHENSIVE RANGE OF MODEL SIGNAGE

THE MOST COMPREHENSIVE RANGE OF MODEL SIGNAGE

THE MOST COMPREHENSIVE RANGE OF MODEL SIGNAGE

THE MOST COMPREHENSIVE RANGE OF MODEL SIGNAGE

THE MOST COMPREHENSIVE RANGE OF MODEL SIGNAGE

THE MOST COMPREHENSIVE RANGE OF MODEL SIGNAGE

THE MOST COMPREHENSIVE RANGE OF MODEL SIGNAGE

THE MOST COMPREHENSIVE RANGE OF MODEL SIGNAGE

THE MOST COMPREHENSIVE RANGE OF MODEL SIGNAGE

THE MOST COMPREHENSIVE RANGE OF MODEL SIGNAGE

THE MOST COMPREHENSIVE RANGE OF MODEL SIGNAGE

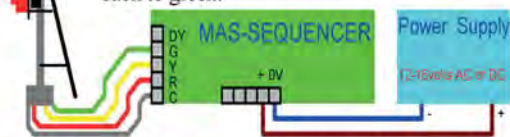
THE MOST COMPREHENSIVE RANGE OF MODEL SIGNAGE

THE MOST COMPREHENSIVE RANGE OF MODEL SIGNAGE

HEATHCOTE ELECTRONICS

detection control effects

The MAS-SEQUENCER controls 2, 3 or 4 aspect LED signals. After passing the signal the train is detected with the MAS-SEQUENCERS built in infra red detection. This causes the signal to change to red. The MAS-SEQUENCERS adjustable timer now starts changing the signal to yellow, (then double yellow for 4 aspect) and back to green.



The diagram shows the simplicity of the wiring. A terminal is also provided for Manual override to red for stations and junctions. Lines with more than one signal use IRDASC-4 units to control the other signals. A single wire from the MAS-SEQUENCER to the IRDASC-4 synchronises the aspects of the signals. Units are compatible with conventional and DCC control.

For working Dapol semaphore signals automatically we have the Semaphore-Sequencer. This detects trains approaching the signal, changes the signal to clear and starts an adjustable timer. At the end of the timing interval the signal returns to danger.

MAS SEQUENCER £16.95 SEMAPHORE SEQUENCER £17.40
p & p £3.80 per order

We stock CR Signals in N and OO gauge. These are suitable for the MAS-Sequencer.

Payment by cheque credit/debit card, paypal or postal order.

www.heathcote-electronics.co.uk

email: cah@heathcote-electronics.co.uk phone/fax: 01538 756800

Heathcote Electronics, 1 Haydock Close, Cheadle Staffs, ST10 1UE

Online shop for tools & supplies



modelling tools.co.uk



ZONA XURON CORP

little-lenses

iwata

HARDER & STEENBECK Airbrush

Swann-Morton Plastruct

SPARMAX

01234 711980 info@little-cars.co.uk

Model Railway Baseboards

Any size board built for any scale model railway

We manufacture standard sized layout boards as well as any size required to your specification

See us at the International N Gauge Show, Warwickshire Exhibition Centre, 10th & 11th September and also at the Warley show, NEC - Birmingham, 26th & 27th November



Fixed, portable or modular boards for indoor & outdoor use

01223 864029

www.model-railway-baseboards.co.uk

Illustrated Catalogues Including Post

00,009 (1/76th) £6 Full Colour

N (1/148th) £5 Full Colour

O (1/43rd) £4 Full Colour

Mail Order By Return P+P £4, over £40 Post Free

Unpainted metal kits-glue with epoxy glue (£5.75)

LANGLEY MODELS

166 Three Bridges Road, Crawley, Sussex, RH10 1LE

Tel: 01293 516329 Fax: 01293 403955 www.langleymodels.co.uk



4 x 1940/60's Petrol Pumps	£ 7.35	Gouty Old Man, Bath Chair & Nurse	£ 6.15
Garage Workshop-forecourt fittings	£ 8.50	6 people Jogging	£ 5.20
Garage Machine, tyre remover & balancer	£ 5.30	4 Standing Sheep	£ 4.05
Garage 4 pillar Hydraulic Car Ramp	£ 5.80	Shepherd, dog & 4 assorted sheep	£ 5.65
2 Loco Crew - Victorian/Edwardian	£ 2.70	Punt with figures	£ 2.10
2 Loco Crew - 1930's/50's	£ 2.70	Punt with stranded boatman	£ 8.10
NEW 6 Seated Loco Crew 1950's	£ 5.40	2 x empty Punks	£ 8.10
2 Loco Crew - Diesel drivers	£ 2.70	6 x Dustbins	£ 4.20
4 deckchairs with figures	£ 7.25	6 dogs - hounds, dalmation, labrador	£ 3.95
2 Empty deckchairs	£ 2.85	Victorian Funeral Scene	£ 6.50
6 assorted Color Gas Cylinders	£ 4.30	Victorian Photographer & equipment	£ 3.20
Waterfowl (Swans, ducks, Geese etc)	£ 4.95	6 assorted Dogs	£ 4.05
Fencing - brass-circle & arrow patterns	£ 11.15	Newspaper Vendor & soapbox	£ 3.15
Fencing - brass-scroll & diamond	£ 11.15	4 Cows various stances	£ 6.40
Fencing - spear, gates single & double	£ 11.15	4 Highland Cattle various stances	£ 6.40
5 ass. Pigs, 4 piglets & feed trough	£ 5.25	White Wedding scene (1940's on)	£ 43.55
Civic, garden & Station Clocks	£ 11.15	2 harnessed horses (single shaft)	£ 3.65
G.W.R. Station seats & barrows	£ 11.15	2 harnessed horses (twin shaft)	£ 3.65
LMS Station Seats & Barrows	£ 11.15	2 shire horses with harness	£ 4.10
Victorian Style Conservatory	£ 11.15	assorted Drains & Manhole covers	£ 5.65
large Church Windows & stained glass	£ 6.95	White Wedding scene (1940's on)	£ 8.00
ass Church Windows & stained glass	£ 8.10	Grocer shop fitting & figures	£ 8.25
stained glass sheet (Church windows)	£ 8.10	Bakers shop fitting & figures	£ 8.25
wrought iron Garden Furniture	£ 11.15	Fishmongers shop fitting & figures	£ 10.15
5 Firemen with FIRE transfers	£ 4.95	Hardware shop fitting & figures	£ 10.15
5 Modern/70's Firefighters (breath apparatus)	£ 4.95	Motor-cycle shop fitting & figures	£ 10.15
NEW 6 x Vic/Edw Firemen various poses	£ 5.30	Pub-Off Licence fitting & figures	£ 7.00
NEW Fire Fighting Equipment/hoses etc	£ 4.15	Post Office fitting & figures	£ 5.50
6 Picnic-lounging figures	£ 5.20	Dress shop fittings & figures	£ 8.00
Rowing boat & fisherman	£ 5.20	Saddler's shop fitting & figures	£ 8.30

Ass Loco Vacuum Pipes	£ 2.80	Painted Loading Gauge	£ 5.40
Church Lych Gate	£ 4.70	Painted 2 x Station Seats with 2 figures	£ 7.10
Church Notice Board & Crucifix	£ 3.80	Painted Yard Crane	£ 4.40
Forresters saw horse set and axe	£ 4.50	Painted Telephone box x 1	£ 4.40
6 Large (50 gallon) Oak Barrels	£ 3.80	Painted Pillar Boxes 2 off	£ 6.30
Water Gull and 5 Tubs	£ 3.80	Painted Police Telephone box	£ 5.40
12 Wharfedale Bollards	£ 3.80	Painted AA Box	£ 5.40
Lifebelts & Stands	£ 3.80	Painted Ballast Boxes (two wooden boxes)	£ 5.60
12 Chimneys/round/tapered/Hexagonal	£ 3.80	Painted trackside relay boxes	£ 5.60
Welding Figures & Equipment	£ 4.50	Painted War Memorial	£ 6.20
2 Relaxed Loco Crew	£ 1.80	Painted 2 Plain Horses (unharnessed)	£ 6.10
5 x Gardeners & Equipment	£ 4.80	Painted Loco Crew	£ 4.10
Flower pots and tubs & gardening equip	£ 5.10	Painted Swans & Ducks x 4 each	£ 6.60
7 x Figures in working poses	£ 4.80	Painted Washing Line & Figure	£ 7.20
9 x Ass Standing Station figures	£ 5.00	Painted Wild Animals	£ 7.10
Gantry Hoist	£ 5.30	Painted Assorted Seagulls x 8	£ 6.70
New Gibbet Crane (wall or floor mounted)	£ 4.50	Painted Dogs 6 off	£ 6.60

BR Gunnel ZFA

N - 2mm - 1:148

This kit includes:
3D printed wagon parts
Photo etch fittings
Water slide decals
Wheels and couplings



3D

Peedie Models
Tel: 01856 252510

Resin and brass etch kits
www.peediemodels.com

BACHMANN * HORNBY * FARISH * PECO * RATIO * WILLS * METCALFE *
Aspire Gifts & Models
OPENING TIMES: Mon 2pm-5pm Tues, Wed, Thurs 10am-5pm

**The Model Shop for Modellers,
Run by a Modeller**

**Suppliers of all Major Railway Brands,
We Chip, Service and Repair Engines.**

Layouts built from Track to finished Item.
THOUSAND'S OF ITEMS AVAILABLE ON OUR WEBSITE CREDIT CARDS WELCOME

Come and see the progress on our new 30' x 30' OO Gauge layout
Unit 4, Court Farm Business Park, Buckland Newton, Dorset. DT2 7BT
Telephone: 01300 345355 email: edward.aspire@btinternet.com
Website: www.aspiregiftsandmodels.co.uk

WOODLAND SCENICS * KNIGHTWING * SUPERQUICK * WILLS * BASE

BRESSINGHAM
WWW.BRESSINGHAM.CO.UK

Model Railway Show
Bressingham Steam Museum, Diss, Norfolk
Sunday 4th September
10:30-17:00 Entry £5

www.bressingham.co.uk



1 CROSBY STREET, CARLISLE CA1 1DQ Tel: 01228 514689
Web: www.candmmodels.co.uk E-mail: sales@candmmodels.co.uk
Opening hours: Tuesday to Saturday, 10.00 to 17.00
Please note that our stocks are constantly changing and some of the models shown may no longer be available

ELEVATION THROUGH INNOVATION

NELEVATION

Designed and made in England

The Revolutionary New Fiddle Yard

- Store up to 20, N Gauge trains or 12, OO trains.
- Keep your trains in a safe, dust free environment.
- Display your collection while operating your layout.
- Independent control of two running lines.
- End to end operation or tail chasers.
- Operate multiple level layouts.
- Electronically controlled. DC/DCC compatible.
- Plug and Play. No soldering!
- Simple to install and fun to use.
- Interchangeable. Move from layout to layout.
- Customisable graphics and colour options.
- Compatible with UK, US and European outline.
- Save space. Save time. Save Money!

Compatible with:

N Gauge, OO Gauge, EM, P4 & S4



Come and see us this year at:

The International N Gauge Show

Warwick, 10th & 11th September

The National Festival of Railway Modelling

Peterborough, 15th & 16th October

Warley National Model Railway Show

NEC, 26th & 27th November

email: info@Nelevation.com

www.Nelevation.com

Tel. 01487 825317

A Fiddle Yard For Life!

THE NATIONAL COLLECTION IN MINIATURE SERIES

Hornby BR Class 71 E5001 - Limited Exclusive Edition of only 250

ALSO AVAILABLE:

NRM Exclusive Bachmann
Midland Compound 1000

National Collection in
Miniature Ivatt CI Atlantic

A great range of Hornby,
Bachmann, Graham Farish,
Corgi and more...



Available for delivery from mid-August!



AVAILABLE EXCLUSIVELY FROM:

www.locomotionmodels.com the NRM's on-line model shop
or the Locomotion museum shop in Shildon **Tel: 01904 685785**

Southern Office and Showroom
15, Liberty Close, Woolsbridge Ind. Park,
Three Legged Cross, Wimborne, Dorset, BH21 6SX
Tel: 01202 826308 - Fax: 01202 829706
E-mail: southsales@ayrey.co.uk

JOHN AYREY
DIE-CASTS LIMITED



Head Office and Main Showroom
8A Sapper Jordan Rossi Park, Otley Road
BAILDON, West Yorkshire, BD17 7AX
Tel: 01274 594119 - Fax: 01274 531505
E-mail: sales@ayrey.co.uk - Web: www.ayrey.co.uk

WE ARE 'TRADE ONLY'
RETAIL CUSTOMERS PLEASE CONTACT
A LOCAL MODEL SHOP OR VISIT OUR
WEBSITE - WWW.AYREY.CO.UK

FULL RANGE OF ROAD & RAIL MODELS

OXFORD

LOCOS WITH FITTED DCC & SOUND

OR76MW7020 - 7 PLANK OPEN
'BARTON & CO' (OO)

OR76MW7019 - 7 PLANK OPEN
'PHILLIPS, GEORGE & CO' (OO)

OR76MW4006 - 4 PLANK OPEN
'UNITED' (OO)

OR76A007XS - ADAMS RADIAL - 'SOUTHERN [LATE] 3520' (OO DCC & SOUND FITTED)

OR76D001XS - DEAN GOODS - 'GWR [LINED] 2309' (OO DCC & SOUND FITTED)

OR76CAT002 - CATTLE WAGON
'NORTH EASTERN RLY' (OO)

OR76MW4005 - 4 PLANK OPEN
'LOTHIAN COAL - NEWBATTLE' (OO)

OR76MW4002 - 4 PLANK OPEN
'R. TAYLOR & SONS' (OO)

OR76MW7018 - 7 PLANK OPEN
'FULTON' (OO)

OR76MW7015 - 7 PLANK OPEN
'BR GREY - WEATHERED' (OO)

OR76MW4001 - 4 PLANK OPEN
'NORTH BRITISH RLY' (OO)

Heiki
FULL RANGE OF
SCENIC MATERIALS

3108 - PLASTER CLOTH (150 x 20cm x 2)
3109 - PLASTER CLOTH (150 x 19cm x 2)

2243 - FIR FOREST
(40 trees 5 to 14cms)

1995 - DECIDUOUS
FOREST (12 trees 11 to 13cms)

30800 - MEADOW GRASS MAT (40 x 24cm)
1752 - PRIVET HEDGE 12mm high (2 x 50cm)
12002 - CITY INTERSECTION SET (HO)

B-T Models
LATEST
RELEASES

L16 - SET OF TWO FORKLIFT TRUCKS
'BRITISH RAIL' (1:76 - OO)

L15 - SET OF TWO FORKLIFT TRUCKS
'BRITISH RAILWAYS' (1:76 - OO)

DB06 - 'D' SERIES DROPSIDE
'BRITISH RAIL' (1:76 - OO)

DB04 - LEYLAND FG VAN
'BRITISH RAIL' (1:76 - OO)

DB05 - ALBION CALEDONIAN FLAT
'STEEL COMPANY OF WALES'
WITH STEEL BAR LOAD (1:76 - OO)

Artitec
WWW.ARTITEC.NL

38705SR - TRIUMPH MOTORCYCLE
SILVER (1:87 finished kit - HO)

10284 - MULTI STOREY
FLATS BUILDING
(1:87 unpainted kit - HO)

10199 - GARDEN SHEDS (1:87 unpainted kit - HO)

10185 - CONCRETE FENCE (1:87 unpainted kit - HO)

WE HAVE 'TRADE ONLY' CASH AND CARRY SHOWROOMS IN WEST YORKS & DORSET - OR WE CAN DELIVER TO ANYWHERE IN THE UK OR WORLDWIDE - THE UK'S LEADING DIE-CAST WHOLESALE -

www.Classicrail.co.uk
New & Second Hand Railway Centre in Sussex

Hornby Mallard DCC Ready £25	Lima Class 37 Phantom £25	Hornby R881 £50
Hornby Silver Link £75	Evening Star—Silver Seal Series	Lima 2 Car unit £45
Hornby Gadwall £55	Hornby R880 Princess Elizabeth £55	Hornby Firth of Clyde £45
Hornby Class 121 DCC Ready £50	Hornby County of Bedford £40	Bachmann 32-725 Class 66 EWS DCC Ready £80
Hornby Coronation LMS £50	With smoke	Hornby James £65
Hornby Class APC £55	Hornby Class 4P £45	Bachmann 32-901 Class 108 NW Southeast £55
Heljan Railbus DCC Ready £75	WANTED Locomotives & rolling stock of all types single items or job lots layouts dismantled and removed cash paid	
Hornby R2288A Class 56 £65	Bachmann 32-111z Class 08 DCC Ready £95	Heljan Class 128 parcels Service £75
Hornby Duchess Abercorn £50	Hornby R057 Chatter- house £50	Heljan Class 33 Eastleigh £65
Hornby Brighton Belle £99	Bachmann 32-6608 DCC Ready Tornado BR Early Green £120	Heljan Class 128 DCC Ready £75
Lima King Charles £25	Where are we ??? 32a High St Ticehurst E Sussex TN5 7AS Tel 01580 200400 www.classicrail.co.uk open Tuesday to Saturday 10.30 — 5.0	Postage: £4.00 Loco box £7.95 train set/box box Items not new unless otherwise stated

PECO **HORNBY** **BRACHMANN**

OSBORN'S MODELS
DOING 'N' SCALE on a BIG SCALE
CHELTENHAM Limited Edition
SCHOOLS OUT FOR SUMMER
7 HONESTONE ST, BIDEFORD, N. DEVON, EX39 2DL 01237 423453
www.osbornsmodels.com

SALE SALE SALE SALE SALE SALE SALE SALE SALE

HORNBY: R2844 30934 BR Early£91.00 R4396 DVT One£37.00 HELJAN: 1600 D8400 BR Green£105.00 2301 D5903 Green Full Yel ...£90.00 2302 D5908 Green Full Yel ...£90.00 2309 D5905 BR Grn SY(W) ..£102.50 1604 D8409 BR Grn Gloss ..£105.00 2322 D5905 BR Green£101.00 2323 D5909 Green (W)£109.00 2724 D5353 BR Green£78.00	BACHMANN: 31-167DC 50795 Black (W) ..£84.00 31-325DC Cl.105 Blue£85.50 31-933 41157 BR Late£102.50 32-285 Cl.101 Grn Whisk£120.00 FARISH: 371-167 37514 RF Metals£80.00 371-393 66301 Fastline£66.00 372-726 73158 BR Late£94.00 All subject to availability UK P & P from £4.10 per order
---	---

We also stock 00 & N gauge from Bachmann, Base Toys, Britbus, Classix, Dapol, Dornaplas, EFE, Farish, Gaugemaster, Heljan, Hornby, Humbrol, Kestrel, Metcalfe, Modelscene, Oxford Diecast, P. Dundas (N), Peco, Plastruct, Ratio, Superquick, Wills, Woodland Scenic & Deluxe Materials.

ONLINE SHOP www.churchstreetmodels.co.uk
Mon-Sat 09.30-17.30 • Closed Tues, Bank Hols & 20 Aug, 27 Aug-4 Sept
Church Street Models, 10A, Church Street, Basingstoke, Hants, RG21 7QE
01256 358060 • Mail Order Welcome

MAC'S MODEL



RAILROADING
4-8 REFORM STREET KIRRIEMUIR SCOTLAND DD8 4BS
TEL: 01575 572397
WWW.MACSMODELS.CO.UK WWW.ECSCENICS.CO.UK
SALES@ECSCENICS.CO.UK
OPEN MONDAY-SATURDAY 10:30 - 5:00
CLOSED THURSDAY
BRITISH, AMERICAN AND CONTINENTAL OUTLINE STOCKED
COMPREHENSIVE WOODLANDS SCENIC SELECTION

DCC Supplies
Excellence in model control

E-Mail: info@dccsupplies.com Website: www.dccsupplies.com
Telephone: 0845 224 1601 OR 01905 621 999

- We take the time to find the product for you.
- Our own range of innovative products.
- We stock everything you will need.
- DCC installations for any gauge.
- Expert friendly customer support.
- Informative DCC workshops.
- Teaching you the facts since 2006.
- Visit us at our shop and try the demo facilities.

Shop Opening Times:
Mon - Wed 10am - 6pm
Thursday 12pm - 6pm
Friday 10am - 5pm
Saturday 10am - 4pm
Visitors Welcome.

Phone Opening Times:
Mon - Thurs 10am - 6pm
Friday 10am - 5pm



The Complete Digital Service

Find us on **facebook**
@DCCSupplies

Unit 17A, Top Barn Business Centre, Holt Heath, Worcestershire, WR6 6NH

Insurance for your Model Railway Collection

from just £65.70*

*Based on a sum insured of £13,000. Full Policy Terms & Conditions available online.

Our Model Railway Collection Policy is designed for individuals who own and/or exhibit their own Model Railway, including Garden Railways and Model Railway Engineers (up to a track width of 7.25 inches/185mm).

The policy provides cover anywhere in the UK at any location, including in transit and whilst at an exhibition.

Optional cover can be added to include Public Liability for ride-on passenger carrying locomotives and rolling stock.

We also offer:

- Exhibition Insurance
- Club or Society Insurance

magnet



For a Quote Call 01636 858249
or visit www.modelrailwayinsurance.co.uk

Underwritten by
ansvar insurance

Magnet Insurance Services Ltd. • Newark Beacon, Cafferata Way,
Beacon Hill, Newark, Notts, NG24 2TH
Authorised and regulated by the Financial Conduct Authority

The Medway Model Railway Show

Saturday 3rd September 2016: 10.00 - 17.00

Sunday 4th September 2016: 10.00 - 16.00



17 exhibits,
13 trade stands,
preservation and society
stands; **plus** guide dogs
and pups around over
the weekend.

£350 raised for
Guide Dogs in 2015
and we hope to raise
even more in
2016.

Fort Pitt Grammar School

Fort Pitt Hill, Chatham, Kent. ME4 6TJ

- 5 minutes from buses and Chatham railway station
- FREE parking
- Different size layouts
- Hot food & drinks
- - British & Continental
- Many traders

Adults (16+):	£5.00
Children (under 16):	£2.50
Family Groups (2 adults + 2 children):	£12.00

For further information, ring George Marcar: 07821 254232

Email: medwaymodelshow@yahoo.co.uk

Facebook: [themedwaymodelshow](https://www.facebook.com/themedwaymodelshow)

Medway Model Show Group

MegaPoints Controllers

Awesome layout control system


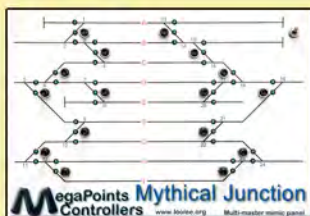
Includes semaphore
bounce - see web
for details

MegaPoints Servo Controller features:-

- Control up to 12 points or semaphores!
- Can be used for gates, uncouplers, barriers, doors etc.
- Simple setup – programming buttons on the main board!
- Variable speed control and reversing.
- Built in memories for quick route setup!
- All connections via plugs (*supplied*), no soldering needed.
- Uses industry standard servos costing as little as £1.50 each!
- Amazing semaphore bounce realism - physics modelled and random, each bounce is subtly different!
- Works with analogue, DCC, steam, any gauge.

MegaPoints Controller £50
DCC Module £25

Control your layout from one
or more mimic panels using
just a single cable.
See the videos on
our web site.



Size 7cm x 7cm

Web & details: www.mega-pointscontrollers.com
Designed and built in sunny Cheshire, UK.

Rev: 16-02

KJB MODELS

A family-run business which provides an efficient, friendly and professional service dealing in pre-owned & ex-shop model railway stock.

OUR NEW WEBSITE IS HERE
www.kjbmodels.co.uk

**WANTED N Gauge &
OO Gauge Collections**

**Pre-Owned Model Railway
Collections always Wanted.**

Any Gauge Considered.

Top Prices Paid.

Tel No 07542 710005
Email enq@kjbmodels.co.uk

PayPal™



PETER'S SPARES

**MODEL RAILWAYS LIMITED
MAIL ORDER & REPAIR SPECIALISTS**



- ✦ New & Used Hornby Spare Parts
- ✦ Our own spare parts made in China
- ✦ Locomotives and Rolling Stock
- ✦ Plastic Kits, Paints, Tools & Glues
- ✦ Digital Decoders & Controllers
- ✦ Locomotive Detailing parts
- ✦ Mega Steam Smoke Fluid
- ✦ Tracks & Train Sets
- ✦ We have it all at Peters Spares

We have just purchased the remaining

**NEW 15,000 HORNBY SPARES from NEW
EAST KENT MODELS specific to
CHINESE MADE HORNBY MODELS,**
we are cataloging these parts please
enquire or visit our website to view
current stock levels.



NEW & USED MODEL RAILWAYS

Specialists in Model Trains since 1994 - Servicing, Repairs & DCC Decoder Fitting
2J Brighthouse Business Village, Riverside Park, Middlesbrough, Cleveland TS2 1RT

Tel: 01642 909794

Open Mon-Sat 10am - 5pm

Web: www.petersspares.com

Email: sales@petersspares.com



Pooleys Puffers

Model Railway
Supplies, New &
Second Hand
Bought & Sold



Partnership:
David & Anne Poole
Diecast Models
Kits & Accessories

Tel: 0191 4910202/4106386 Mobile: 07976 519178
www.pooleyspuffers.com e-mail: pooleyspuffers@btopenworld.com

382a Jedburgh Court, Team Valley Trading Estate,
Gateshead, Tyne & Wear. NE11 0BQ

Mon - Thurs - 10:00am - 5:00pm
Fri - Sat & Bank holidays please telephone for opening times
Sunday - Closed

All major cards accepted. Part exchange welcome

PECO HORNBY GAUGE MASTER DAPOL JAVIS METCALFE SUPERQUICK WILLS RATIO

NEW!

Laser Cut Bow String Bridge - LX036

Span:
OO - 400mm
N - 200mm



- ✦ Simple construction
- ✦ Step by step instructions
- ✦ Precision laser cut MDF kit
- ✦ Supplied un-painted
- ✦ Additional engraved detail
- ✦ Single & Double Track Options

OO From: £34.95 - N From: £24.95



scalemodelscenery
Tel: 01530 456952
.co.uk

**SouthWest
digital**

Distributor
for the UK



As real as it gets!

New YouTube channel, see website for details
ALL products come with a 2 year warranty and FREE return postage

**Close your eyes and
you're there!**

UDRIVE

responsive sound algorithm

The highest quality sounds in all
gauges. A wide range of responsive
steam and diesel sounds developed
for the all new UDRIVE



Crystal clear digital sound

Test drive the latest loco sounds with
stunning clarity at SWD - call now for
more info

T: 01934 515382 info@swd4esu.co.uk
www.southwestdigital.co.uk

Visit → Scalescenes.com

Download → Print → Build

The home of quality
downloadable card model
railway kits since 2005

NEW Low Relief Hotel

The perfect backdrop for your
station area for ONLY £5.99



Corner module can be
added to either side

A selection of hotel
signs to suit all eras

View our large range of N
and OO kits and texture sheets

Buy once unlimited prints

**Card kits
that pass
closer
inspection**



scale
scenes
.com

TRAIN TIMES

The Eastbourne Models and Collector's Centre



Eastbourne's longest serving
model shop is now

OPEN
again.

Stocking lines from Airfix,
Bachmann, Deluxe Materials,
Gaugemaster, Hornby, Humbrol,
Tamiya Oxford Diecast,
PECO and more.



find us online at 37 seaside, Eastbourne, BN22 7NB

www.traintimesmodelshop.co.uk

(01323) 722026 - traintimestoo@gmail.com

Open 9am-5pm Tuesday to Saturday, open late on Friday (7pm)



MODEL RAILWAYS DIRECT

www.modelrailwaysdirect.co.uk

Model Railways Direct Ltd

Retail Unit 2,
Phoenix Way
Portishead,
Bristol, BS20 7GP

Tel 01275 774 224

sales@modelrailwaysdirect.co.uk

Opening Hours

10am - 5pm
Tuesday to Saturday
Closed Bank Holidays



OO GAUGE



Track & Accessories




Straight Track

R600	Standard Straight	£1.40	£1.20
R601	Double Straight	£2.20	£1.87
R603	Long Straight	£3.25	£2.77
R610	Short Straight	£1.15	.98
R618	Isolating Track	£6.10	£6.89
R620	Re-railer & Uncoupler	£5.15	£4.38



Power

R602	Power Connecting Clip	£1.99	£1.70
R8242	Digital Connecting Kit	£2.99	£2.55
R8201	Track Link Wire Pack	£5.99	£5.10
R8206	Power Track	£5.99	£5.10
R8241	Digital Power Track	£5.99	£5.10



Curved Track

R604	1st Radius Curve	£1.95	£1.66
R605	1st Radius Double Curve	£2.45	£2.09
R606	2nd Radius Curve	£1.65	£1.41
R607	2nd Radius Double Curve	£2.30	£1.96
R643	2nd Radius Half Curve	£1.45	£1.24
R608	3rd Radius Curve	£1.99	£1.70
R609	3rd Radius Double Curve	£2.65	£2.26
R8261	4th Radius Curve	£2.20	£1.87
R8262	4th Radius Double Curve	£3.10	£2.64
R628	Curve for use with Y Point	£2.15	£1.83




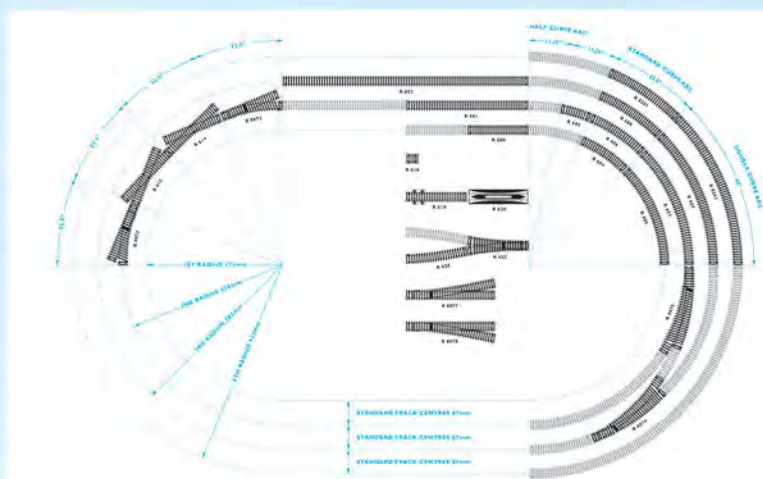
Points & Crossings

R8072	Left Hand Point	£9.60	£8.16
R8073	Right Hand Point	£9.60	£8.16
R8074	Left Hand Curved Point	£14.85	£12.63
R8075	Right Hand Curved Point	£14.85	£12.63
R8076	Y Point	£10.65	£9.06
R8077	Left Hand Express Point	£14.85	£12.63
R8078	Right Hand Express Point	£14.85	£12.63
R614	Left Hand Diamond Crossing	£10.99	£9.35
R615	Right Hand Diamond Crossing	£10.99	£9.35



Flexible Track

R621	Flexible Track	£3.20	£2.72
R8090	Semi-Flexible Track	£3.85	£3.28



Level Crossings

R636	Double Level Crossing	£23.75	£20.19
R645	Single Level Crossing	£14.65	£12.46
R8259	Automatic Level Crossing	£16.99	£14.45



Underlay

R626	Point Underlay Sheets (4)	£4.99	£4.25
R638	Underlay Roll (5m)	£12.45	£10.59



Hornby R8223
Track Extension Pack C
£20.40 £23.99
You Save 15%



Track Accessories

R207	Track Pins	£3.00	£2.55
R617	Uncoupling Ramp	£3.10	£2.64
R8087	Track Rubber	£2.45	£2.09
R8244	Uncoupler Unit	£3.15	£2.68
R910	Fishplates (12)	£2.49	£2.12
R920	Insulated Fishplates (12)	£1.55	£1.32



Accessories

R083	Buffer Stop	£1.99	£1.70
R394	Hydraulic Buffer Stop	£6.25	£5.32
R537	Trackside Fence	£8.50	£7.23
R574	Trackside Accessories	£15.45	£14.93



Hornby R8217
Hornby TrakMat
Does not include track, train or accessories
£12.75 £14.99
You Save 15%



Hornby R8224
Track Extension Pack D
£31.45 £36.99
You Save 15%



Inclines

R658	Incline Piers	£14.99	£12.75
R659	High Level Piers	£8.99	£7.65
R660	Trackside Wall Set	£26.99	£22.95
R909	Elevated Track Support Set	£10.20	£8.67



Signals

R169	Home Junction Signal	£12.99	£10.40
R170	Distant Junction Signal	£12.99	£10.40
R171	Home Single Signal	£9.99	£8.00
R172	Distant Single Signal	£9.99	£8.00
R406	Colour Light Signal	£24.99	£20.00



Hornby R8221
Track Extension Pack A
£12.75 £14.99
You Save 15%



Hornby R8225
Track Extension Pack E
£17.00 £19.99
You Save 15%



Bridges & Viaducts

R180	3 Arch Viaduct	£21.99	£17.60
R189	Brick Bridge	£9.99	£8.00
R499	River Bridge	£18.99	£15.20
R657	Girder Bridge	£16.99	£13.60
R8008	Grand Suspension Bridge	£52.99	£42.40



Turntable

R070	Electrically Operated Turntable	£74.99	£63.75
------	---------------------------------	--------	--------



Hornby R8222
Track Extension Pack B
£21.25 £24.99
You Save 15%



Hornby R8226
Track Extension Pack F
£21.25 £24.99
You Save 15%

**EXPORTS
VAT
FREE**

FOR DELIVERIES OUTSIDE THE EU
WE WILL AUTOMATICALLY DEDUCT
VAT (20%) AND CALCULATE POSTAGE
CHARGES AT CHECKOUT.

Prices valid for 28 days from magazine publication date and are valid for pre-orders made on or before this date, all items are subject to availability. All items are in stock or on order at time of producing advertisement, payment (except PayPal) will not be taken until items are dispatched. We regret that we are not able to accept cheques. Prices shown include VAT at 20%. Errors excepted.



UK POSTAGE £3.99
(Flexible Track £7.95)

FAST, SECURE DELIVERY

Next Day delivery £7.95. Highlands, Islands are subject to a surcharge for large items and parcels over 1.8kg. Some oversize items may have to be shipped by courier. Postage charges are per shipment.



**LIVE
STOCK
INFO**





MODEL RAILWAYS DIRECT

www.modelrailwaysdirect.co.uk

Model Railways Direct Ltd

Retail Unit 2,
Phoenix Way
Portishead,
Bristol, BS20 7GP

Tel 01275 774 224

sales@modelrailwaysdirect.co.uk

Opening Hours

10am - 5pm
Tuesday to Saturday
Closed Bank Holidays



ANY SCALE



WOODLAND SCENICS®
The World Leader in Model Scenery



Fine Ballast £3.83 £4.50

WB70 Fine Ballast Iron Ore
WB71 Fine Ballast Dark Brown
WB72 Fine Ballast Brown
WB73 Fine Ballast Buff
WB74 Fine Ballast Light Grey
WB75 Fine Ballast Grey
WB76 Fine Ballast Cinders



Medium Ballast £3.83 £4.50

WB77 Medium Ballast Iron Ore
WB78 Medium Ballast Dark Brown
WB79 Medium Ballast Brown
WB80 Medium Ballast Buff
WB81 Medium Ballast Light Grey
WB82 Medium Ballast Grey
WB83 Medium Ballast Cinders
WB94 Medium Ballast Grey Blend £7.02



Coarse Ballast £3.83 £4.50

WB84 Coarse Ballast Iron Ore
WB85 Coarse Ballast Dark Brown
WB86 Coarse Ballast Brown
WB87 Coarse Ballast Buff
WB88 Coarse Ballast Light Grey
WB89 Coarse Ballast Grey
WB90 Coarse Ballast Cinders



Earth Colours Undercoat £7.02 £8.25

WC1228 Liquid Pigment Undercoat Green
WC1229 Liquid Pigment Undercoat Earth



Earth Colours £5.53 £6.50

WC1216 Liquid Pigment White
WC1217 Liquid Pigment Concrete
WC1218 Liquid Pigment Stone Grey
WC1219 Liquid Pigment Slate Grey
WC1220 Liquid Pigment Black
WC1221 Liquid Pigment Raw Umber
WC1222 Liquid Pigment Burnt Umber
WC1223 Liquid Pigment Yellow Ochre



Coal £3.62 £4.25

WB92 Coal Mine Run
WB93 Coal Lump



Fine Turf £2.93 £3.40

WT41 Fine Turf Soil
WT42 Fine Turf Earth
WT43 Fine Turf Yellow Grass
WT44 Fine Turf Burnt Grass
WT45 Fine Turf Green Grass
WT46 Fine Turf Weeds




Coarse Turf £2.93 £3.40

WT60 Coarse Turf Earth
WT61 Coarse Turf Yellow Grass
WT62 Coarse Turf Burnt Grass
WT63 Coarse Turf Light Green
WT64 Coarse Turf Medium Green
WT65 Coarse Turf Dark Green



Blended Turf £5.63 £6.50

WT49 Blended Turf Green Blend
WT50 Blended Turf Earth Blend



Underbrush £4.28 £4.95

WFC134 Underbrush Olive Green
WFC135 Underbrush Light Green
WFC136 Underbrush Medium Green
WFC137 Underbrush Dark Green
WFC138 Underbrush Forest Green
WFC139 Underbrush Forest Blend



Bushes £4.28 £4.95

WFC144 Bushes Olive Green
WFC145 Bushes Light Green
WFC146 Bushes Medium Green
WFC147 Bushes Dark Green
WFC148 Bushes Forest Green
WFC149 Bushes Forest Blend



Clump Foliage £5.63 £6.50

WFC682 Clump Foliage Light Green
WFC683 Clump Foliage Medium Green
WFC684 Clump Foliage Dark Green



Foliage £4.28 £4.95

WF51 Foliage Light Green
WF52 Foliage Medium Green
WF53 Foliage Dark Green
WF54 Foliage Conifer Green
WF55 Foliage Early Fall Mix
WF56 Foliage Late Fall Mix



Foliage Clusters £7.65 £9.00

WFC57 Foliage Clusters Light Green
WFC58 Foliage Clusters Medium Green
WFC59 Foliage Clusters Dark Green



Fine Leaf Foliage £13.05 £15.25

WFL130 Fine Leaf Foliage Dark Green
WFL131 Fine Leaf Foliage Medium Green
WFL132 Fine Leaf Foliage Light Green
WFL133 Fine Leaf Foliage Olive Green
WFL134 Fine Leaf Foliage Dead Foliage
WFL135 Fine Leaf Foliage Fall Mix



Tree Armatures £11.91 £14.00

WTR1120 Deciduous Trees 3/4" to 2"
WTR1121 Deciduous Trees 2" to 3"
WTR1122 Deciduous Trees 3" to 5"
WTR1123 Deciduous Trees 5" to 7"
WTR1124 Pine Trees 2.5" to 4"
WTR1125 Pine Trees 4" to 6"



Realistic Tree Kits £11.05 £13.00

WTR1111 Deciduous 3/4" to 3" Med Green
WTR1112 Deciduous 3" to 7" Med Green
WTR1113 Pine 2 1/2" to 6" Forest Green



Earth Colour Kit £13.95 £16.25

WC1215 Earth Colour Kit



Water

WC1206 E-Z Water £11.01 £12.95
WC1211 Realistic Water £17.85 £21.00
WL1212 Water Effects £12.54 £14.75



Lichen £8.29 £9.75

WL161 Lichen Spring Green
WL162 Lichen Light Green
WL163 Lichen Medium Green
WL164 Lichen Dark Green
WL165 Lichen Autumn Mix
WL166 Lichen Natural



Field Grass £3.62 £4.25

WFG171 Field Grass Natural Straw
WFG172 Field Grass Harvest Gold
WFG173 Field Grass Light Green
WFG174 Field Grass Medium Green



Flowering Foliage £2.98 £3.50

WF176 Flowering Foliage Yellow
WF177 Flowering Foliage Purple



Adhesives & Accessories

WS190 Scenic Glue £6.38 £7.50
WS191 Scenic Cement £6.89 £8.10
WS192 Scenic Sprayer £3.62 £4.25
WS194 Canister Shaker £3.62 £4.25
WS195 Hob-e-Tac Adhesive £4.81 £5.65



WC1203 Plaster Cloth £8.29 £9.75

EXPORTS
VAT
FREE

FOR DELIVERIES OUTSIDE THE EU
WE WILL AUTOMATICALLY DEDUCT
VAT (20%) AND CALCULATE POSTAGE
CHARGES AT CHECKOUT.

Prices valid for 28 days from magazine publication date and are valid for pre-orders made on or before this date, all items are subject to availability. All items are in stock or on order at time of producing advertisement, payment (except PayPal) will not be taken until items are dispatched. We regret that we are not able to accept cheques. Prices shown include VAT at 20%. Errors excepted.



UK POSTAGE £3.99 FAST, SECURE DELIVERY

Next Day delivery £7.95. Highlands, Islands are subject to a surcharge for large items and parcels over 1.8kg. Some oversize items may have to be shipped by courier. Postage charges are per shipment.


*Free UK Delivery excludes some areas including NI, Highlands & Islands



LIVE
STOCK
INFO



(Please note: The pre-production model shown may not accurately represent the final product)



Announcing the...

4-4-2T Adams Radial

With Drummond Boiler

- Smooth running 5 pole motor
- Pick ups on all drive wheels and rear wheel set
- High definition livery specification
- Separately fitted detail components
- Motor gearing to reflect scale speed operation
- Highly detailed cab interior
- NEM Couplings
- DCC Ready



In Pursuit of Excellence

FIND
MORE
FREE
MAGAZINES

[HTTP://SOEK.IN](http://soek.in)

N BRASS LOCOS

N Doors, Windows, Fencing



50's Factory Doors and Windows

Doors and Windows.

Etched brass.

MR Goods Shed wins	£6.00
GW Station doors, windows	£3
Warehouse windows	£4.20
1960s Factory windows	£4.20
1950s ornate windows	£6.00
1930s School windows	£5.80
Signal box doors + wins	£4.80
UPVC doors + windows	£6.70
1930s Office drs + wins	£6.50
Sash Windows + Doors	£6.50

1950s Factory doors	£5.40
1950s Factory windows	£4.80

Fencing. Etched nickel.

Tubular guard rails	£5.00
Palisade Fence 12mm	£2.60
Palisade Gates 12mm	£2.60
Palisade 12mm x 5	£11.50
Hoop top railing 3mm hg	£4.00
Hoop top railing 6mm hg	£7.00
Hoop top railing 9mm hg	£7.00
Straight railing 12mm	£7.50
Garden picket fence 6mm	£5
Modern station railing	£5.80
Roadside railing 6mm	£4.40
Security low railing 7mm	£6

Lineside detail. Etched nickel.
Steel platelayers trolley £4.10
Wood trolley £3.60

All items are kits.

To see these and all our other kits visit us at

10/11 Sept. International N Gauge Show, The Fosse. CV31 1XN
1/2 Oct. Wigan MRE, Robin Park Arena. WN5 0UH
8/9 Oct. Farnham MRE. Connaught LC, Aldershot. GU12 4AS
17/18 Oct. Peterborough, Festival of Railway Modelling. PE2 6XE
26/27 Nov. Warley National MRE. The NEC.

More details on our website. Send SAE for list, state gauge.

Mail order by email, post and phone. P&P £1.50 per order.

www.nbrasslocos.co.uk

32 Crendon Rd, Rowley Regis, W. Mids. B65 8LE.
01384 250478

Fully tested
and guaranteed
for 5 years



MORLEY CONTROLLERS

Experience the ultimate in controller technology!

VANGUARD ZERO ONE

- 2 x 5mtr hand held controllers
- 1 x 12V DC accessory
- 0 gauge

£120
PLUS £6.90 P&P



VESTA ZERO TWO

- 2 x 2.5mtr hand held controllers
- 1 x 12V DC accessory
- N gauge

£75
PLUS £4.80 P&P



VECTOR ZERO TWO

- 2 x 2.5mtr hand held controllers
- 1 x 12V DC accessory
- OO/HO/N/009 gauge
- (1 amp per track)

£75
PLUS £4.80 P&P



VORTRAK ZERO NINE

- 2 x 5mtr hand held controllers
- OO/HO/N/009 gauge (1 amp per track)
- 2 x 12V DC accessories

£135
PLUS £6.90 P&P



Each controller has state-of-the-art design, offering very best performance capability. Slow and fast speeds are superb. Internal separate transformers for each track from 220/240 AC mains and on-board CDU for point motors.

www.morleycontrollers.com

(Secure order site)



01704 533 116
(Overseas enquiries +44 1704 533 116)



jet@morleycontrollers.com



PO Box 501, Southport, PR9 9ZL

Also at PO Box 1230, Wangara BC, Perth, Western Australia 6947

Tel: (08)930 56358. <http://aus.morleycontrollers.com>



Small Copse - Small Prices



Small Set (8 Trees) - £10.00
Medium Set (11 Trees) - £15.00



Grass Tufts - £3.50
2mm-4mm - 50+pack
Mixed Colours




Flower Beds - £3.50
'N' Gauge - 33 pack
'OO' Gauge - 21 pack



Large Set (17 Trees) - £20.00
Mega Set - £25.00
(17+ Hedge, Scatter, Glue)



Willow Tree (Hand Twisted)
30/40mm - £6.00,
65mm - £8.00



Flower Borders - £3.50 (100mm long)
'N' Gauge - 5 per pack
'OO' Gauge - 3 per pack



Cherry Blossom (Hand Twisted)
40mm - £2.75
55mm - £3.25

Sept 3rd & 4th - Aln Valley Railway
Lionheart Station, Alnwick, Northumberland NE66 2EZ
Sept 10th & 11th - International 'N' gauge show
Warwickshire Exhibition Centre, Fosse Way CV31 1XN

W: TheModelTreeShop.co.uk E: sales@themodeltreeshop.co.uk

The Model Tree Shop, 4 David Hume View,
Chirnside, Scottish Borders, TD11 3SX
Tel: 01890 819021

My Hermes
add £3.95 P&P
Royal Mail
add £5.95 P&P

THE JUNCTION BOX WANTED - WANTED



MODEL RAILWAYS



Top prices paid for N and OO gauge collections
or individual items, such as

- Airfix ● Bachmann ● Graham Farish ● Hornby ● Lima
- Mainline ● Peco or any other makes.

Will travel to collect.

FORTHCOMING EXHIBITION DATES

- 20th/21st August - Carnforth Station
- 3rd/4th September - Blackburn • 17th/18th September - Ayr
- 24th/25th September - Halifax • 1st/2nd October - Wigan

Please forward your list of items by E-mail to: lan@ihunter10.plus.com

Or send to: The Junction Box, 15, Shepherd Terrace, Haltwhistle, Northumberland NE49 9LS

Or contact Ian **07763 806306 / 01434 320328**

Please visit our online shop for all your model railway requirements at:

www.thejunctionbox.net

BIGGEST GWR SHOW EVER!



THE SWINDON RAILWAY FESTIVAL

Sat 10 & Sun 11 Sept 2016
10.00am to 5.00pm

Get ready to see the UK's finest model railways and enjoy many more attractions including the Swindon Works Hooter!

STEAM -
Museum of the Great Western Railway

Admission: Adults: £12.00 • Senior (Over 60): £9.00 • Children (3-15 yrs): £8.00
Family tickets: £28.00 (2 adults, 1 child) £32.00 (2 adults, 2 children)

STEAM
Museum of the Great Western Railway
Fire Fly Avenue, Swindon SN2 2EY
www.steam-museum.org.uk

PECO

RAILWAY MODELLER

SWINDON 175
1841 2016

Model events at Locomotion

The National Railways Museum, Shildon DL4 1PQ
10.00am to 5.00pm



Products
at Prices
Not to be
Missed!

Autumn Steam Gala 17th-18th Sept 2016

Shildon Model Railway Club 8th-9th Oct 2016

Autumn Toy Fair 19th-20th Nov 2016

Nearest Railways Station – Shildon 100 yds. On Arriva Bus Routes
Café Disabled Access Free Entry and Free Parking
Diecast Model Railways Collectables

For event and trading information

Contact: Stuart 01535 642367 or Laurence 07966 333605

Promoted by Tri-angman and Pennine Models on behalf of Locomotion

SAS Est. 1991
specialauctionservices.com

Toys for the Collector 25 May Trains Galore 7 & 8 December



Wrenn in Black

We are proud that between December and May, Wrenn collectors spent over £100,000 (including buyer's premium) on locomotives and rolling stock in our specialised train sales. We are now probably the largest auctioneers in the UK holding regular sales of toy and model trains, with extra Glorious Trains sales added to cope with high demand. We are always taking in consignments for all our sales and are very happy to visit as we travel around the country picking up collections of trains, toys and toy figures.

For further information on our auctions, to consign or to get a valuation, please contact
Hugo Marsh or Bob Leggett on + 44 (0)1635 580595 or hugo@specialauctionservices.com
81 Greenham Business Park, Newbury RG19 6HW

The Locoshed

48 Bury Old Road, Whitefield,
Manchester, M45 6TL



Bachmann

32-370	Class 37405 in DRS Compass livery	£125
32-780Z	Class 37207 in BR Blue William Cookworthy	£139
32-381Y	Class 37692 The Lass o' Ballochmyle Coal sector	£115
31-175Y	Jubilee Class 45609 Gilbert and Elice islands	£129
32-829	Hughes Fowler Crab in BR Black 42789	£89
32-351	BR Class 4MT 80140 with DCC sound	£195
32-125	Ex GWR 45XX 4507 with DCC sound	£185
32-200	Ex GWR 87XX Pannier Tank in BR Black 9759	£185
32-450	Class 170/171 2 car DMU London Midland	£89
32-850A	BR Std 9F 92220 Evening Star heritage Collection	£135
32-910Z	Class 107 3 Car DMU in Strachclyde PTE Ltd Edn	£220

Hornby

R2093A	Ex L&Y Pug 0-4-0 BR 51218	£65
R2569	The Talisman Train Pack with A3	£149
R2704	Class 43 HST power cars in Virgin trains livery	£175
R2690	SR T9 4-4-0 NRM Special edition in SR Olive No 2690	£109
R2894XS	Duchess Class 46240 City of Coventry	£229
R2896XS	A4 Class 60001 Sir Ronald Matthews DCC sound	£225
R2992XS	7MT 70040 Britannia Class Clive of India DCC sound	£235
R3130XS	Merchant Navy Class 35023 Holland Afrika with DCC sound	£235
R2990XS	Princess Class 7P 46208 Princess Helena Victoria DCC sound	£215
R2898XS	Schools Class 30913 St Pauls DCC sound	£220
R2994XS	Castle Class 7P 7029 Clun Castle DCC sound	£220
R2782XS	Duchess Class 46249 City of Sheffield DCC sound	£225

NEW DEMONSTRATION LAYOUT, REFRESHMENTS & CUSTOMER TOILETS.

We stock: • Gaugemaster • Javis • Woodland scenics • Cork and grass rolls • Slaters plasticard and Mek pack
• Javis plasticard and foam card sheet • Balsawood all the glues • Humbrol paints • All Dapol plastic kits
• The full Metcalfe range • Hornby and Bachmann scenecraft buildings • Oxford diecast • Pocketbond • Base toys.
We also have a good stock of **NEW & PRE-OWNED TRACK** OO and N gauge plus buildings and accessories.

We offer impartial DCC help and advice and we do understand DCC operation and its pros and cons

We will be in attendance at the "Blackburn and East Lancs" Model railway show on **September 3rd and 4th** a superb show and well worth a visit. Please see our latest News page of our website for any show and special events news which is updated daily.

All the above models are in near mint boxed condition unless otherwise stated. All major debit and credit cards accepted as well as Paypal. Mail order Cheques payable to the Locoshed Please All parcels sent out via Royal Mail 1st Class signed for at £3.95 per loco, discounts for multiple purchases.

Open Tuesday to Saturday 10am - 5.45pm, Thursdays until 7pm, closed Sundays as normally at Toyfairs or model rail shows, we are closed Mondays

WE ARE INTERESTED IN BUYING QUALITY MODELS SINGLE ITEMS OR COLLECTION ANY GAUGE. WE CAN ALSO UPLIFT AND REMOVE LAYOUTS IF REQUIRED. REPAIRS AND DCC FITTING / ADVICE SERVICE AVAILABLE. WE ARE ALSO HAPPY TO SWAP OR TAKE PART EXCHANGE ON ANY ITEM

Tel: 0161 772 0103 Mobile: 075904 13177 email: thelocoshed4@aol.com
Or visit our new website: www.thelocoshedmcr.co.uk

The Railway Enthusiasts' Club

2016 MODEL RAILWAY EXHIBITION



Over 50 Traders and Layouts Plus Societies and Demonstrations

Saturday 10th September 2016 10:30am to 5:30pm

Sunday 11th September 2016 10:00am to 5:00pm

WOKING LEISURE CENTRE

WOKING PARK, KINGFIELD ROAD, WOKING. GU22 9BA



Admission: Adults £8.00; Children £3.00
(One accompanied child free with an adult)

The Railway Enthusiasts' Club, PO Box 73, Farnborough, Hampshire GU14 8JG
For further information please telephone 01252 542 574
Website: www.rec-farnborough.org.uk
(Details correct at time of publication)



Friday 19th August 2016 - Model Train Sale - Thornaby
Friday 16th September 2016 - Model Train Sale - Thornaby

WANTED - YOUR COLLECTIONS

Telephone **01642 750616** or (Oxford office) **01993 709424**

Fax 01642 769478 - email admin@vectis.co.uk - www.vectis.co.uk

Dates are correct at time of print but are subject to change - please check www.vectis.co.uk for updates

VECTIS AUCTIONS, FLECK WAY, THORNABY, STOCKTON-ON-TEES, TS17 9JZ
Oxford Office, Unit 5A, West End Industrial Estate, Witney, Oxon, OX28 1UB

The World's Premier Train Auction House

MORRIS MODELS

80 Manor Road, N Lancing,
West Sussex, BN15 0HD
Tel 01903 754850

www.morris-models.co.uk
info@morrismodels.co.uk

We are between Brighton & Worthing, just off A27 west of Shoreham Airport

BRITISH RAILWAYS




PLUS MANY OTHER RANGES OF SCENIC MATERIALS, BUILDINGS, VEHICLES etc

BICYC-LED



OO/HO & N Cycles & M/cycles with working lights!!
See our webshop for details
Easy free parking!!
Open Mon - Sat 9.30 to 5.00

CONTINENTAL RAILWAYS



PARKWOOD

Manufacturers of fine quality display cases and cabinets
Designed for the purpose built to last

OO/HO Store & Stack (Small & Large)

Two robust storage systems able to provide long term protection and storage for your 'OO' HO' collection. The cases are of a sturdy stackable design with a detachable lid held in place by two snap on handles. There are four "fill out" Polyethylene Foam Inserts for the "Large" case and two inserts for the "Small" case. Each insert is machined to house 5 coaches or Locos with Tender. Insert slot length for the "Large" case is 340 mm, and 352 mm for the "Small" case. Foam infill strips are provided with each case and these may be cut to a suitable length and pressed into the slots to form pockets to house wagons and shorter rolling stock. A soft foam pad in the lid of each case prevents the movement of the inserts during transit.

Storage capacity
Large Case, 20 Coaches or Locos with Tenders.
Small Case, 10 Coaches or Locos with Tenders.

Online Price
Store and Stack Small £69.98
Store and Stack Large £106.82 (inc. VAT and P&P)
Visit www.parkwood-arts.co.uk



Parkwood Arts Ltd, Foxfield Green, Nr. Petersfield Hants. GU32 1DJ
Tel. 01730 266151 Fax. 01730 265866 Email. sales@parkwood-arts.co.uk

Olivia's Trains of Sheffield

'OO' Gauge UK DCC Sound Specialists. **HORNBY** 25a Mansfield Rd, Intake, S12 2AE
Extensive UK sound library utilising the Loksound decoders.
DCC/ Sound Fitting Whilst You Wait.



Coming 2016 - Class 73 In EW&S, Fragonset & Network Rail.
pre-order now!

For More details on the above & all our stock visit:

www.oliviastrains.com

Tel: 0114 3216 160 Tel: 0114 2647 449 Mob: 0755 7126 651

e-mail: oliviastrains@blueyonder.co.uk

ESU

HELJAN



OptiVISOR

The precision binocular magnifier
that leaves both hands free

OptiSIGHT™

The OptiSIGHT magnifying visor provides hands-free magnification for more accurate and efficient viewing. The visor tilts up for normal viewing, or down for magnification. OptiSIGHT™ brings work closer into focus, reducing eye strain and fatigue. Available in blue or green, constructed from plastic with optical grade acrylic prismatic lenses.



Supplied with 3 lens plates (1.75x, 2x & 2.5x).

NEW
£29.95

OptiVISOR

A professional quality headband magnifier which has been used by thousands of modellers for the past 30 years. The prismatic glass lenses are ground and polished to precision optical standards, bevel edged and mounted in an interchangeable plastic frame.



from
£49.95

Supplied with 1 lens plate, choose from (1.5x, 1.75x, 2x, 2.5x, 2.75 & 3.5x).

Order the **OptiVISOR** with the **VisorLIGHT** for £76.90 and receive a **FREE OptiLOUPE**. Quote **HORNBY** for **FREE POSTAGE**

OptiVISOR (with one lens plate)	£49.95
OptiLOUPE	£12.95
VisorLIGHT	£26.95
Spare Plate	£29.95
OptiSIGHT (with three lens plates)	£29.95



Viking Optical Centres

With shops in Glasgow, Edinburgh & Halesworth

Mail Order: **01986 875315** www.vikingopticalcentres.co.uk

Blyth Road, Halesworth, Suffolk, IP19 8EN Tel: 01986 875315

Strawberry line Miniature Railway


Come and visit us at the West Country's longest ground level 5" gauge railway and ride behind our scale diesel and steam locomotives through the grounds of Avon Valley Country Park. *There's much more to do as well*



Now Open: Tuesday-Sunday 10am to 5pm
(Open Mondays in school holidays and Bank Holidays)

Email: info@strawberryminirail.co.uk
Phone: **0117 9860124** Mobile: **07960 151286**

Britannia House, Avon Valley Country Park,
Pixash Lane, Keynsham, Bristol BS31 1TS



and much more...

Opening hours: Tuesday to Saturday 9.30 am to 5.00 pm

TRY OUR SAME-DAY DESPATCH MAIL ORDER SERVICE.
ALL MAJOR CREDIT/DEBIT CARDS ACCEPTED.

Nights are drawing in... Time for a pint!



00 scale
riverside
pub £3.99
(+£1.70 P&P)

N scale
corner pub
£3.99
(+£1.70 P&P)



STREET LEVEL MODELS
(please make cheques payable to CDC Design)
Chiltern End, Fen Lane,
Hitcham, Suffolk, IP7 7NL

West London Models Est 1975
020 8897 2326
HORNBY SPECIALISTS - CHECK ONLINE FOR OUR BEST PRICES
www.westlondonmodels.com
 Email: shop@westlondonmodels.com
 214 High Street, Harlington, Middlesex UB3 5DS

YouChoos
DCC Sound
Everything to help you to make your models special



Check out our huge library of FREE install guides available online



0844 7725052
www.YouChoos.co.uk john@youchoos.co.uk

www.wicormodels.com
 7 West Street, Portchester, Hampshire PO16 9XB
 Tel: 023 9235 1160
 email: mail@wicor-models.co.uk

Stockists of a range of products from: Hornby, Bachmann, Dapol, Gaugemaster, Graham Farish, Parkside Dundas, Peco, Corgi, EFE, Oxford Diecast, Scalextric, Airfix, Humbrol, Expo Tools and many others.

Tues to Sat 09:00 to 17:00 CLOSED Sun & Mon

GREAT LAYOUTS 25 STUNNING FEATURES



JUST £6.99*

Model railway layouts are at heart of the hobby and this first volume of *Hornby Magazine* Great Layouts brings together 25 of the best from the pages of *Hornby Magazine*. Fully illustrated with the very best in model photography and featuring detailed track plans, this is a stunning 132-page record of model making across all the major scales, gauges and eras. Highlights include main and branch line layouts, micro layouts and a collection of depot layouts you can build at home.

- **GREAT TUNSLEY DALE**
Peak District limestone quarries modelled in 'OO' gauge
- **82G - BRISTOL TEMPLECOMBE ROAD SHED**
One of the greats of the exhibition circuit, modelled in 'O' gauge
- **NINE MILLS**
This layout shows the spectacular effect of a big layout in 'N' gauge
- **SNUG END**
Short of space? Snug End proves you there is always space for a model railway!
- **SEAMOUTH**
Rebuilt from a circuit to model a seaside terminus, this 'OO' layout is full of charm.

AVAILABLE UNTIL 18TH AUGUST from
 **and other leading newsagents**

ALTERNATIVELY, ORDER DIRECT

JUST £6.99[†] FREE P&P*

Free P&P* when you order online at www.keypublishing.com/shop **OR** Call UK: 01780 480404
 Overseas: +44 1780 480404

*Free 2nd class P&P on all UK & BFPO orders. Overseas charges apply.

Monday to Friday 9am-5:30pm

• SUBSCRIBERS CALL FOR YOUR £1.00 DISCOUNT! • SUBSCRIBERS CALL FOR YOUR £1.00 DISCOUNT! •

ACCESSORIES

P & D Marsh

Whitemetal kits, hand painted models and laser cut wooden structures in N and OO. Painted signals available in N and OO. Free price list available.

The Stables, Wakes End Farm, MK17 9FB
Tel: 01525 280068
www.pdmarshmodels.com

BOOKS

Rail-Books.co.uk

Railway book specialist covering UK and overseas prototypes, also modelling, bus, tram and shipping books. Many books post free

Visit www.rail-books.co.uk for more details and secure on-line ordering.
Tel: 01293 406137

LINDA TINKER
RAILWAY BOOKS

NEW & PRE-OWNED RAILWAY BOOKS

New Website Free UK Postage

www.lindatinkerrailwaybooks.co.uk
01335 330965

Dereks Transport Books

www.derekstransportbooks.com
dereksbooks@btinternet.com

All transport subjects covered
Established 1995 Ringwood

NICK TOZER
RAILWAY BOOKS

RAILWAY BOOKS BOUGHT & SOLD

Free Railway Booksearch Service

155 Church Street, Paddock, Huddersfield, HD1 4UJ
SHOP: Tue/Wed 11:00-17:00 + Thur 14:00-20:00
www.railwaybook.com nick@railwaybook.com
Tel: 01484 518159

EVENTS

BUS/RAILWAY COLLECTORS FAIR
PUDSEY CIVIC HALL, LEEDS
SATURDAY
29TH OCTOBER 2016
up to 100 stalls 10am to 4pm
Admission £1
Enquiries to Barry Rennison
0113 236 3695
Email: rennison@cc-email.co.uk
www.samuelledgardsociety.org.uk

DCC & ACCESSORIES

COLLECTORS FAIRS

ALFRETON LEISURE CENTRE, Toy and Train Fair: DE55 7BD Friday 23rd September, 7pm - 9pm, refreshments available. Perfect start to the weekend Contact Malc: 07951 072790

ASHFIELD TOY & TRAIN FAIR, Festival Hall NG17 7DJ. Sunday 4th September 10am-2pm. Good access, refreshments, free parking, Contact Malc: 07951 072790

BURTON-UPON-TRENT TOY & TRAIN FAIR, Town Hall, DE14 2EB, Wednesday 14th September 6.30pm-8.30pm. Always a good selection of rail and diecast. Contact Malc 07951 072790

DISPLAY CASES

AirFramed
Bespoke Glass Display Cases
www.airframed.co.uk

Bespoke and trade enquiries please call Nigel Julian on 07971 741478 or 01332 781795 email: nigel@airframed.co.uk

OO gauge loco & tender cases with mirrored or clear back wall (14" x 3" x 3")
£35.00 plus p&p. Bespoke sizes made to order. Prices on application.

DISPLAY/LAYOUTS

BOXFILE DIORAMAS

Tel: 01689 855074 Mob: 07956 086767 E-mail: chrisue@btinternet.com
"Displays and Layouts"

Chris White runs a home based business constructing small scenic displays and working layouts, in all the popular scales. The 'N' gauge layouts can be made to fit into boxfiles, and oblong plastic storage boxes. Chris can carry out scenery restoration work to existing railway layouts in any scale and can also do commissions to build layouts and displays.

Platform 3 Models

Layouts designed and built From N to Garden railways based in the south west
All loco Servicing & Repairs and DCC decoder installation for N & OO
Contact Tom Hussey Tel: 07811903231
Email: platform3models@hotmail.co.uk
Web: platform3models.co.uk



KITS & COMPONENTS

Wizard Models

Over 2,200 kits and parts mainly in 4 & 7mm scales covering: semaphore signalling; Sprat & Winkle and D.G. autocouplings; 51L and Comet locomotive, carriage and wagon kits and components.

Order on line at www.wizardmodels.co.uk
UK P&P: £3.90 per order, overseas at cost, price list 5x1st class stamps.
24hr Phone 01652 635885 Mobile 0778 894 0312
Wizard Models Limited, PO Box 70, Barton upon Humber DN18 5XY

EXTREME ETCHINGS
2 Upper Dunstead Road
Langley Mill Nottingham NG16 4GR
email: brian@shawplan.com
Specialist suppliers of the finest quality nameplates and detailing components for the Diesel and Electric era in 2, 4 and 7mm scales.
01773 718648
www.shawplan.com

- 0 Gauge Kits -
CONNOISSEUR MODELS

- Quality Etched & Cast Metal Kits -
- Locos, Carriages & Wagons -
www.jimmcgeown.com
or Send S.A.E. For Printed Catalogue
1 Newton Cottages, Nr Weobley, HR4 8QX

BRANCH LINES

Mashima, Hanazono, Canon motors. Gears, gearboxes, bearings, drive shafts, wheels, crankpins, etc. Black Beetle, Tenshodo motor bogies

4mm loco and chassis kits and detailing parts and accessories.

4 and 7mm narrow gauge loco, coach and wagon kits, chopper couplings

4mm etched coach and PBV kits (MR/LMS, LBSCR, SECR, SR, TVR) 7mm Ford T Railbus, coach kits.

P.O. BOX, WESTBURY, BA13 9AA
Tel/Fax: 01373 822231
E-mail: sales@branchlines.com

Catalogues: e-mail or S&A £1 in stamps or £2.50 C/card and PLEASE STATE INTERESTS

EVENTS

NEWTON ABBOT TRAINS & TOY FAIR, Sunday September 18th 2016, at Newton Abbot, The Racecourse, Devon TQ12 3AF 10.00am to 3.30pm Admission £2.00 120+ tables. Contact Ray heard 01823 480097 or email rayheard66@btinternet.com

LAYOUT BUILDING

YOUR LAYOUT BUILT

TO ANY SCALE TO EXHIBITION STANDARD TO YOUR OWN SPECIFICATION OR REQUIREMENTS

WITH 30 YEARS PROFESSIONAL EXPERIENCE OUR SERVICE INCLUDES: BASEBOARDS; TRACKWORK (PECO OR HANDBUILT); WIRING CONTROL PANELS; SCENICS; BUILDINGS.

Send SAE with your details or give us a ring on **01509 880659**

LITTLE JEM PRODUCTS
5 Seymour Road, Burton-on-the-Wolds, Loughborough, Leics LE12 5AH

To advertise here contact:
HOLLIE KEELING
on
01780 755131
or
hollie.keeling@keypublishing.com

Taunton Controls Ltd.

Owners of ZTC • Agents for ESU & Gaugemaster
Order your ZTC 611 or upgrade today. The best British controller
OUR showroom is OPEN SUNDAYS, just call us 01823 327155 try our helpline open 9am to 9pm CLOSED WED



MODEL RAILWAY SHOPS



www.BestsModeller.co.uk
0781 4751547

We at BESTSMODELLER sell all Die-Cast Models, Hornby, Lima, Bachmann Railways, Eddie Stobart products, Corgi Buses and have many other products to sell. You can also purchase online at our website.

Haslington Models
134 Crewe Road Haslington CW1 5RQ
Tel/Fax 01270 589079

Appointed Stockist of
Hornby, Bachmann, Farish, Dapol, Vi-Trains, Peco, Gaugemaster, Heljan, Metcalfe, Ration, Wills etc
Thursday/Friday/Saturday only
10.00 until 16.00

Addlestone Models
The Shop with the stock
Surrey's leading Discount Model Centre
Open 7 days
Mon - Sat 9.30 - 5.30 Sun 11 - 2
130 Station Road, Addlestone,
Surrey, KT15 2BE
www.addlestone-models.co.uk
01932 845440

Crafty Hobbies
South Cumbria's
number one
shop for model
railways, crafts, and
doll's houses.



www.crafty-hobbies.co.uk
54 Cavendish Street,
Barrow-in-Furness,
T: 01229 820759

Visiting the Isle of Wight?

Two floors of
locomotives, wagons, coaches, buildings,
scenery, electrics, figures, cars and more!

N/009/HO/00/On30/G

UPSTAIRS DOWNSTAIRS
Pier Street - Sandown - PO36 8JR
01983 406 616 - **www.udiw.com**

MODEL WORLD
3 LONDON ROAD,
NEWPORT PAGNELL,
BUCKS MK16 0HA
ONLY 1 MILE JNC14 M1
Hornby, Bachmann, Peco etc.
Tel: 01908 612983
mickaxdey@aol.com



MODEL JUNCTION
The Best Model Shop In Suffolk



Peco
Hornby
Bachmann
Gaugemaster
Metcalfe Models
And So Much More

Whiting St. Bury St. Edmunds IP33 1NX
www.modeljunction.com
Open Mon - Sat 9.00 - 5.00 **01284 753456**

JOHN DUTFIELD CHELMSFORD
Wards Yard, 133 Springfield Park Road, Chelmsford, CM2 6EE
PECO, HORNBY, BACHMANN, FARISH, DAPOL, HELJAN etc
and lots more for the railway modeller.
Opening times: 9 till 5.30 Closed Weds Suns & Bank hols
Tel: 01245 494455
email: **heatherwilkinson@btconnect.com**
www.johndutfieldmodelrailways.co.uk

THE HOBBY GOBLIN
STOKE-ON-TRENT
54 Hamil Road, Burslem ST6 1AU
Bachmann, Farish, Scenecraft, Woodland Scenics,
Hornby, PECO, Dapol, Gaugemaster,
Lenz, Metcalfe and much more!
T: 01782 818433
e: **thehobbygoblin-uk@hotmail.com**
www.thehobbygoblin.co.uk

TRIDENT TRAINS



www.tridenttrains.co.uk
01270 842 400

We stock
HORNBY-BACHMANN-GRAHAM FARISH-DAPOL OO & N
PECO-RATIO-WILLS-RAILMATCH-PAINTS-HUMBROL
PLASTIC-TRAINS-WOODLAND SCENIC-OXFORD DIECAST
METCALFE OO & N-SUPERQUICK-TCS DECODERS-LENZ DCC
GAUGEMASTER-TRACKSETTA OO & N + MUCH MORE.
WEDNESDAY - SUNDAY 10.00 TIL 5.00

JACKSONS MODELS
33 NEW STREET, WIGTON, CA7 9AL
Tel: 01697 342 557

www.jacksonsmodels.co.uk
Hornby, Bachmann, Peco, Dapol, Scenics, Javis,
Peco, Woodland Scenics, Gaugemaster,
Patronics, Wills, Ratio, Metcalfe, Superquick etc
Opening Times: Mon, Tue, Fri 9-5,
Thur 9-7, Sat 10-3 Closed Wed & Sun

Redcar Models & Hobbies
130 High Street,
Redcar, Cleveland



Stocking a wide range of 'OO'
railways by Bachmann, Hornby,
Peco and Gaugemaster

Tel: 01642 494 912
sales@redcarmodels.co.uk

Millennium Models

Hornby Bachmann Peco Gaugemaster
New and Second Hand Stock
Javis Dapol Metcalfe Corgi Oxford

67 Queen Street, Morley, Leeds
LS27 8EB Tel: 0113 2189 286

THE MODEL SHOP
Specialist Model Railway Stockist
4 St David's Hill, Exeter EX4 3RG
(just off the old Iron Bridge)
Now agents for NCE DCC systems
www.trainsandtrack.co.uk
Tel: 01392 421906
shop open Tue/Sat 9.30-5.00pm
Now taking orders for 2016 Models

Platform Models



Model Railway items both new and second-hand
Also baseboards supplied by Model Railway Solutions
All prices 10% below RRP
Free parking Opening Hours: Tue to Sat 10-5.
10-12 Alder Hills, Poole, Dorset BH12 4AL
Tel: 01202 798068 or shop online at: **www.platformmodels.co.uk**

CAISTOR LOCO
8 Market Place, Caistor, Lincs LN7 6TW
Tel: 01472 859990

For all your Model Railway Needs
Opening Hours: Mon, Tue, Thurs 10 till 3
Fri 10 till 3 & 5 till 7 Sat 10 till 5
Hornby • Parkside • Smiths • Peco • Cambrian
Metcalfe • Bachmann • Coopers • Mail Coach
Wills • Farish • Springside • Ratio • Railmatch Point
• Knightwing • Faller • Knoch • Javis • Woodlands
Kadee • P.D. Marsh and many more
Mail order welcome

Maestro **PayPal** **TH&A MODELS**

Tel: 01933 355531
Mobile: 07969 535 699
(evenings & weekends)

19 Keats Way, Higham Ferrers,
Northants, NN10 8DQ
Email: **sales@hamodels.net**

Coach & Wagon Kits, Wheels, Decals, Wagon Loads, Paint & Sundries
Parkside Dundas, Cambrian, Genesis, Slaters 7mm, Ian Kirk 7mm, Dapol, Precision Paints,
Modelmaster & Old Time Workshop Decals, Labelle Oils, Alan Gibson & Romford Wheels
Order on line at: **www.hamodels.net** or ring us (same day or next day despatch)
Precision Paint - pre order and pick up at exhibitions (minimum two weeks notice)
Exhibitions in September - 3rd & 4th Soar Valley LE11 2DU - 17th Mid Essex CM15 8PX

OCTOBER ISSUE

COPY DEADLINE: Thursday 18th August
ON SALE: Thursday 8th September

PAIGNTON MODEL SHOP



Stockist of:
Hornby, Bachmann, Peco,
Woodland Scenics, Metcalfe,
Superquick, Airfix, Scalextric, Ratio,
Wills & Scenerama
N Gauge stockist for Farish
Loco Weathering Service Available
**60 Hyde Road, Paignton,
Devon TQ4 5BY**
Tel: 01803 555882
Email: **paigntonmodels@hotmail.co.uk**
Website: **www.paigntonmodelshop.com**

AGR MODEL RAILWAY STORE



**NOW buying your unwanted
model railway collections**

**NOW STOCKING A WIDE SELECTION OF PRE-OWNED
MODEL & NEW RAILWAY COLLECTIONS ONLINE &
INSTORE**

www.agrmodelrailwaystore.co.uk
Monday - Friday 9am-5pm Saturday 9am-4pm

AGR Model Railway Store
9 High Street Mews,
28 High Street,
Leighton Buzzard
Bedfordshire, LU7 1EA
01525 854788
sales@agrmodelrailwaystore.co.uk




MODEL RAILWAY SHOPS

RON LINES
MODEL RAILWAYS BOUGHT AND SOLD

We probably have the largest selection of pre-owned model railways on the south coast. We stock new PECO, Hornby, Bachmann, Javis, Expo, Woodland scenic's, Metcalfe Graham Farish, TCS decoders Kadec Couplers and more!

On our website we have a selection of our pre-owned locomotives with much more on display in the shop!

Telephone: 02380 772 681

www.ronlines.com r.lines@hotmail.co.uk

342 Shirley Road, Southampton, SO15 3HU

THE MODEL SHOP
MON-SAT 9.00 - 5.30
OPEN SUNDAYS 10.00 - 2.00

117 New Road, Portsmouth PO2 7QS
Tel No. 023 9265 3100
Email: modelshop117@gmail.com

hpi-racing CORSELS HORNBLY
OptiFUE SCALEXTRIC
Humbro PECO
Revell DAPOL

my model shop
WWW.MYMODELSHOPONLINE.COM

84 CHURCH ROAD, NORTHENDEN, MANCHESTER M22 4NW

Manufacturers stocked: • Javis • LGB • Hornby • Bachman
Other Model Railway Products Stocked: • Rolling Stock Kits • Track
• Trackside Accessories • Scratchbuilding Materials • Secondhand Items
Other Modelling Products Stocked: • Paints & Glues • Plastic & Card kits
• Scenic Materials • Scratchbuilding Materials • Tools

We sell radio control, 00 gauge, N gauge, G scale, geo scenics, javis scenics, plastic kits, plastic card all glues and accessories.

Tel: 0161 946 1759 • Email: stevenyoung8@msn.com

The WIRRAL MODEL SHOP

62 Victoria Parade Wallasey, CH45 2PH
Tel: 0151 639 0045

Stockists of 00 & N Gauge
Repairs and restoration undertaken
Bespoke layouts built



WALTONSMODELS.CO.UK
Where Will Your Hobby Take You Today?

Figures from £5.20

Peco Accessories from £2.75

Hornby DCC NMRA decoder only £13.75

Crosfield Chemicals Limited Edition 3 x Wagons £29.95

info@waltonsmodeis.co.uk 0161 928 5940
30 Stamford Street, Altrincham, Cheshire, WA14 1EY

HORNBY GRAHAM FARISH by BACHMANN PECO FLEISCHMANN Die Modellbahn der Profis Roco

Kent Garden Railways
16mm and G Scale Specialists

LGB ♦ Bachmann ♦ Aristocraft ♦ Accucraft ♦ Peco ♦ Piko ♦ Pola ♦ Roundhouse etc
OO and N from leading suppliers ♦ Hornby ♦ Bachmann ♦ Farish ♦ Heljan ♦ Peco
66 High Street, St Mary Cray, Orpington, Kent, BR5 3NH Tel: 01689 891668
Shop Open Mon - Sat 09.00 - 17.00 www.kgrmodels.com

MODEL MANIA

All leading brands stocked
Mail order service
13 Clouds Hill Road, St. Georges, Bristol BS57LD
Open Tues - Fri 09.30 - 17.00, Sat 09.00 - 17.00
Tel: 0117 9559819
email: modelmaniaemail@aol.com

MODEL KITS & DIECAST

Custom Locos, Ltd Edn Wagons
New Hornby, used makes

W: carriageandwagon models.co.uk
E: carriagew@yahoo.co.uk
T: 01233 633295 M: 07757 342525

RHUDDLAN MODELS

- Model Railways
- Games Workshop
- Die Cast Models
Corgie - Dinky - Matchbox
- Plastic Kits
Airfix - Revel - Etc

NEW AND USED ITEMS BOUGHT AND SOLD

HIGH ST, RHUDDLAN
01745 590048
www.rhuddlanmodels.co.uk

ONLINE MODEL SHOP

Model Scenery Supplies

Internet shopping... Massive Range
Scatter-Flock-Foliage-Trees
Bushes-Plants-Tufts-Figures
Animals-Kits-BaseBoards

Search....
modelscenerysupplies.co.uk

North Norfolk Business Centre, Northrepps, Cromer, Norfolk NR27 9RQ

PAINTS

PHOENIX PRECISION
PRECISION PAINTS & CHERRY PAINTS
The Original and still the best

CHURCHWARD MODELS
DMR Products
Etched Brass Steam Locomotive Kits and Filings
Steam Locomotive Name and Number Plates.
& Kits and bits from
No Nonsense Kits

www.phoenix-paints.co.uk sales@phoenix-paints.co.uk
01269 730549

MODEL RAILWAY SHOP

WARWICK-METROPOLIS TOYS,
41B Smith Street, CV34 4JA. 2nd hand OO, Scalextrics, diecasts. Tel: 01926 400311 www.metropolis-toys.co.uk



MODEL RAILWAY OUTLET

LORD AND BUTLER

Exclusive Bachmann Limited Edition 66050 EWS Energy £129.95

NOW IN STOCK

The Pumping Station Penarth Rd Cardiff CF11 8TT
029 2066 7225 Info@lordandbutler.com

NEW LARGER SHOP OPEN NOW
CAFETERIA ON SITE AND FREE PARKING

lrandbutler.com

Photo: © Daniel Stanbridge

Daily 10.00 - 5.30
Sunday 2.00 - 5.30

Master Card VISA

REPAIRS & SERVICES

Model Railway Doctor

Model Railway Repair Specialist
Most Makes Undertaken
DCC Specialist

Why not visit the website for more information
www.modelrailwaydoctor.co.uk
or tel: 020 8907 7662

SIGNALS & LIGHTING

CR Signals

Lights, signals & kits to bring your layout to life
N Gauge & 00 Gauge

- Signals • Lights • Signal & Light Kits
- Trackside items • Wire & Accessories

For the latest price list and order form
Please email info@crsignals.com
www.crsignals.com

CR Signals 'Birkby' 5 The Crescent,
Doncaster Road, Rotherham S65 1NL

TOY & TRAIN FAIRS

SRP Toyfairs

Sun 28th Aug - Rayleigh
Mon 29th Aug - Orpington
Sun 4th Sept - Worthing
Sun 11th Sept - Midhurst
Sun 18th Sept - Bexhill on Sea

All Shows open 10am-2pm
Adults: £2.00, Children: Free

Contact: Gerry @ SRP Fairs on
0773 9998012 / 01322 662729
www.srptoyfairs1.co.uk
Please visit website for full address details

TRANSFERS

Railtec Transfers

waterslide transfers
for all gauges & hobbies

Large catalog of UK & Irish rail

"In a class of their own and a joy to use."
Pete Waterman, OBE DL

www.railtec-models.com



Numbers you can trust

All too often advertisers accept publisher's statements on their performance. Our ABC Certificate shows we have been independently audited and gives credibility to support our claim.

Justify your marketing spend and get the exposure you've been promised. As you can see from our ABC Certificate our circulation is 30,846 for the period January to December 2015.

See it, believe, trust it

To advertise, call Sarah Garrod on 01780 755131
or email sarah.garrod@keypublishing.com



For more information visit www.abc.org.uk
or email info@abc.org.uk



TOY & TRAIN FAIRS

STOKE-ON-TRENT TOYFAIR, Fenton Community Centre, Manor Street, Fenton. S.O.T ST4 2PT. Saturday 24th September 10.30am-2.00pm, £1.00 entry, Tony Oakes Fairs 01270 652773

KIDDERMINSTER TOYFAIR, Gilt Edge Leisure Centre, Zortech Avenue, Kidderminster. DY11 7DY (off A451). Sunday 25th September 10.30am-2.00pm, £1.50 entry, Tony Oakes Fairs 01270 652773

RUGBY VINTAGE TOY & TRAIN COLLECTORS FAIR, The Benn Hall, Newbold Road, Rugby, Warwickshire, CV21 2LN Saturday 3rd Sep 2016 100 stalls 10.30am - 3pm Adults £3.50 Seniors £3 Children £1 www.bpfairs.com Tel 01604 846688

NEC BIRMINGHAM TOY & TRAIN FAIR, Hall 18, National Exhibition Centre, Birmingham, B40 1NT. Sunday 4th Sep 2016 10.30am-3pm 550 stalls Adults £7 Seniors £6.50 Children £2 www.bpfairs.com Tel 01604 846688

SANDOWN PARK TOY & TRAIN COLLECTORS FAIR Europe's No1 Toy Collectors Fair Sandown Exhibition Centre, Sandown Park Racecourse, Poetsmouth Rd, Esher, Surrey, KT10 9AJ Saturday 10th Sep 2016 10.30am-3pm Adults £6 Seniors £5.50 Children £2 www.bpfairs.com Tel 01604 846688

RUGBY EVENING TOY & TRAIN COLLECTORS FAIR, The Benn Hall, Newbold Road, Rugby, Warwickshire, CV21 2LN Tuesday 20th Sep 2016 80 stalls 7pm - 9pm Adults £1.50 Seniors £1.20 Children 50p www.bpfairs.com Tel 01604 846688

WANTED

Tri-angman

Specialist in Model Railway

Tri-ang, Hornby, Bachmann, Wrenn, Minic, etc

BUY & SELL HARD TO FIND ITEMS & COLLECTABLES

Find me on www.tri-angman.co.uk

Tel: 07966 333605 Email: laurence@tri-angman.co.uk

WEATHERING SERVICES

Graeme Simmonds

Professional Artist - 07790 733302

Website: www.graemesimmonds.com

Email: graemesimmonds@studio.com



G.W.R. & G.C.R. & Metropolitan Rly. & associated B.R. Era special area of interest
Locomotives and rolling stock weathered to a high degree at professional standard.
Please see website for full details



BACK ISSUES



Complete your collection with our range of back issues.

ONLY £4.20

223/16

TO ORDER

VISIT

www.keypublishing.com/shop

OR

CALL

UK: 01780 480404

Overseas: +44 1780 480404

*P&P free on all UK & BFPO orders. Overseas charges apply.

HORNBY

magazine

To advertise Contact: Elizabeth Ridge / Sarah Garrod Tel: 01780 755131

Email: elizabeth.ridge@keypublishing.com or sarah.garrod@keypublishing.com

Classifieds: Hollie Keeling Tel: 01780 755131

Email: hollie.keeling@keypublishing.com

ADVERTISERS INDEX

4 Track Models Ltd	118	Marshall Tanous Ltd	123
A C Models	118	Medway Model Show Group	128
ADM Turntables	118	Megapoints Controllers	128
Alton Model Centre	118	Mercian Models	131
Andy Lowe Electronics	119	Meridienne Exhibitions Ltd	27
Anoraks Anonymous	40	Metcalfe Models & Toys Ltd	98 & 99
Aspire Gifts & Models	125	Model Rail Baseboards	119
		Model Railway Baseboards	124
		Model Railway Solutions	131
B achmann-Europe (W.Britain Ltd)	148	Model Railways Direct Ltd	132 & 133
Bressingham Steam & Gardens	125	Model Tree Shop, The	135
Brimal Components	121	Monk Bar Model Shop	131
Bure Valley Railway	123	Morley Controllers	135
Bury St Edmunds MRC	123	Morris Models	138
		N Brass Locomotives	135
C & L Finescale Modelling Ltd	121	Nelevation	125
C & M Models	125		
Church Street Models	127	O livia's Trains	139
Classic Rail	127	Osborn's Models	127
		Oxford Diecast	134
D apol Ltd	147		
DCC Concepts Pty Ltd	2/3 & 41	P arkwood Arts Ltd	138
DCC Supplies	127	Peedie Models	125
Durham Trains of Stanley	120	Pennine Models	131 & 137
		Peters Spares Model Railways Ltd	130
E llis Clark Trains	14	Pooleys Puffers	130
EMA Model Supplies	120		
Express Models	120	R ails of Sheffield	90-92
		Ron Lines	143
F lair Rail	120		
Fox Transfers	120	S ankey Scenics	124
Freestone Model Accessories	118	Scale Model Scenery Ltd	130
		Scale Scenes	130
G as Cupboard Models	122	South West Digital	130
Gauge O Guild	122	Special Auction Services	137
Gaugemaster Controls Plc	52 & 53	Squires Model and Craft Tools	145
Ghost-Signs.com	122	Steam Museum of the GWR	137
Gilbow Holdings Ltd	15	Steve Currinn Book	121
Golden Valley Hobbies	120	Strawberry Line Miniature Railway	139
Grimy Times	124	Street Level Models	139
H arburn Hobbies	121	T he Hobby Shop	139
Hatton's Model Railways	108 - 117	The Junction Box	136
Heathcote Electronics	124	The Loco Shed Ltd	138
Heljan A/S	26	The Model Railway Emporium	119
Hereford Model Centre	93	The Railway Enthusiasts Club	138
Hornby Hobbies	48	Train Times Model Shop	130
		Train-Tech	123
J ohn Ayrey Die-Casts Ltd	126	Trains 4 U	121
John Dufield	142		
		V ectis Auctions	138
K & M Models	118	Viking Optical Ltd	139
Kernow Model Rail Centre	68 & 69		
KJB Models	129	W arwick & Warwick	105
		West London Models	140
L angley Models	124	Wickness Models	120
Little Cars	124	Wicor Models	140
Loco Boxes	124		
Locomotion	126	Y ork ModelMaking	118
Loughborough Model Centre	107	YouChoos	140
M ac's Model Railroading	127	Z imo Elektronik	6
Magnet Insurance Services Ltd	128		

SQUIRES

MODEL & CRAFT TOOLS

100 London Rd, Bognor Regis, West Sussex PO21 1DD

Tel: 01243 842424 Fax: 01243 842525

Email: sales@squirestools.com www.squirestools.com

Squires will be exhibiting at the following shows in 2016 –

Diary updated as bookings are confirmed

Aug 13 - BEXHILL Model Railway Exhibition, St. Richards Catholic College, Ashdown Rd, Bexhill-on-Sea, East Sussex, **TN40 1SE**. Sat 10 - 5 ****Plenty of FREE Car Parking****

Aug 13/14 - SKIPTON Model Railway Exhibition, Skipton Academy (Formerly Airedale School) Gargrave Road, Skipton, **BD23 1UQ**. Sat 10 - 5, Sun 10 - 4. www.skiptonrailsoc.org.uk

Sept 3/4 - TELFORD GUILDEX 2016, O Gauge Ex & Trade Show, The Telford Ex Centre, St. Quentin Gate, Telford, **TF3 4JH**. Sat 10 - 5, Sun 10 - 4. **Coming to Telford? - Why not try Sunday? - the show is less busy - see more of the layouts AND easier to get to our stand!**

Sept 10/11 - SWINDON Railway Festival STEAM Museum of the Great Western Railway, Fire Fly Ave, Swindon, **SN2 2EY**. Sat/Sun 10 - 5 Tel 01793 466646, steammuseum@swindon.gov.uk

Sept 17 - CRAWLEY Seaboard Southern American Model Railroad Show Charis Centre, West Green Drive, Crawley, W/Sussex. **RH11 7EL** Sat 10-5

Sept 17/18 - AYR Model Railway Exhibition The Citadel Leisure Centre, Ayr. **KA7 1JB**. *Modern Venue with easy access & FREE car parking.* Saturday 10 - 5 / Sunday 10 - 4

Sept 24/25 - HALIFAX M/Railway Ex, North Bridge Leisure Centre, Halifax, **HX1 1XH**. Sat/Sun 10-5.

Sept 24/25 - WORTHING M/Railway Exhibition, Durrington High School, The Boulevard, Durrington, Worthing, **BN13 1LA** Sat 10 - 4.30 ****Enlarged show this year - Extra Hall of Exhibits and layouts****

Oct 1/2 - SWANSEA M/Rail Exhibition, Swansea Railway Modellers Group, The National Waterfront Museum, Oystermouth Road, Maritime Quarter, Swansea **SA1 3RD**. Saturday 10-5, Sunday 10-4.

Oct 1/2 - FAREHAM Fareham & District M/Rail Exhibition, Fareham Leisure Centre, Park Lane, Fareham, Hampshire, **PO16 7JU**. Saturday 10-5.30, Sunday 10.00 - 16.30. *****50th Anniversary*****

Oct 1/2 - FOLKESTONE Folkestone, Hythe & District Model Railway Exhibition, The Leas Cliff Hall, Folkestone, Kent. **CT20 2DZ**. Saturday 10 - 5.30, Sunday 10.00 - 5.

Oct 8/9 - ALDERSHOT Farnham Model Railway Club Exhibition, Connaught Leisure Centre, Tongham Rd, Aldershot, Hants. **GU12 4AS**. Sat 10 - 5, Sun 10 - 4.30

Oct 8/9 - CROYDON Model Railway Society Exhibition, Warlingham School, Tithepit Shaw Lane, Warlingham. **CR6 9BY**. Sat 10-5, Sun 10 - 4.00

Oct 8/9 - SHILDON, Model Railway Exhibition, Locomotion Museum, Shildon **DL4 1PQ** Sat/Sun 10-5. *Free Car Parking & Free Entry to Museum and Exhibition - Yes that's Free Entry!*

Oct 15/16 - DUNDEE M/Rail & Model Show Sports Centre, Mains Loan, Dundee, Angus **DD4 7AA**.

Oct 15/16 - UCKFIELD M/Rail Exhibition, Uckfield Civic Centre, Uckfield. **TN22 1AE**. Sat/Sun 10-5.

Oct 15/16 - CARDIFF Model Railway Exhibition, Ysgol Gyfun Gymraeg Glantaf (Former Glantaff High School), Bridge Road, Landaf North, Cardiff, **CF14 2JL** Sat 10-5/Sun 10-4.

Oct 22 - CHICHESTER M/R Ex, Boy's H/Sch, Kingsham Rd, Chichester, W.Sussex. **PO19 8AE**. 10-5.

Oct 29/30 - HAZEL GROVE STOCKPORT Hazel Grove & District M/Rail Society Exhibition, Hazel Grove Rec. Centre, Jacksons Ln, Hazel Grove, Stockport, Cheshire, **SK7 5JX**. Sat 10-5, Sun 10-4. ****50th Anniversary - larger show with an extra hall - plenty of FREE parking**** - www.hgdmrs.org.uk

Oct 29/30 - LEEDS The Leeds Model Railway Society, Model Railway Exhibition, The Grammar Sch, Alwoodley Gates, Harrogate Rd, Leeds, **LS17 8GS**. Sat 10 - 5, Sun 10 - 4.30

Oct 29/30 - ABERDEEN M/Rail Exhibition RGU, Garthdee, Aberdeen, **AB10 7GE** Sat 10-6/Sun 10-4.

Nov 5 - HIGH WYCOMBE - WYCRAIL 16 Model Railway Exhibition, Cressex Community School, Cressex Rd, High Wycombe, Bucks **HP12 4UD**. Sat 10 - 5

Nov 5 - ANGMERING W.Sussex Area Group N Gauge Society Model Railway Exh, Angmering School, Greenwood Drive, Station Rd, Angmering, **BN16 4HH**. Sat 10 - 5 "Short Walk Angmering Station"

Nov 5/6 - CREWE Alsager Model Railway Exhibition, Legend Conference & Leisure Centre, Bentley Motors Ltd, Sunnysbank Road, Crewe, Cheshire, **CW2 8WD**, Sat 10-4.30, Sun 10-4 ****NEW VENUE****

Nov 12/13 - TELFORD IPMS SCALE MODEL WORLD 2016 The Telford Exhibition Centre, St. Quentin Gate, Telford, **TF3 4JH**. Sat 10-6, Sun 10-4.00 Free Entry for IPMS Members.

Nov 12/13 - SPALDING Model Railway Exhibition, Springfields Event Centre, Camelgate, Spalding, **PE12 6ET**. Sat 10-5, Sunday 9.30 - 4.30.

Nov 18 - 20 - WAKEFIELD 55th Model Railway Exhibition, Thornes Park Athletics Stadium, Horbury Road, Wakefield, **WF2 8TY** Fri 5.30-9. Sat 10-6. Sun 10-5

Nov 19/20 - WORKINGTON Model Rail Show, University of Cumbria, Energun Building, Blackwood Rd, Lilyhall Estate, Workington, Cumbria, **CA14 4JW**. Sat 10 - 5, Sun 10 - 4.

Nov 26/27 - BIRMINGHAM - Warley National M/Rail Ex Hall 5, NEC Birmingham B40 1NT **Coming to Warley? - Why not come on the Sunday?? - the show is much quieter!!! See more of the layouts and a lot easier to get to our stand!! Centre Piece Locomotive Attraction + Junior Modeller Sponsored by Squires.**

Dec 3 - ISLINGTON - The Toy Soldier Show London, The Islington Business Design Centre, 52 Upper Street, London, **N1 0QH** Saturday 10.30 - 4pm www.guidelinepublications.co.uk - for more info.

Dec 4 - ISLINGTON - The London Plastic Mod Show "Mind The Gap", The Islington Business Design Centre, 52 Upper Street, London, **N1 0QH** Sunday 10.30 - 4pm www.guidelinepublications.co.uk

EXHIBITIONS & SHOWS IN 2017

Jan 14/15 - BOGNOR REGIS M/Rail Ex, Felpham Community College Felpham Way, Felpham, Bognor Regis, West Sussex **PO22 8EL** Sat 10 - 5, Sun 10 - 4.30 ****Plenty of Free Parking****

Jan 21/22 - CALNE MODEL RAILWAY EXHIBITION Calne Leisure Centre, White Horse Way, Calne, Wilts. **SN11 0SP** Free parking, Sat/Sun 10-5 ****Enlarged Show for 2017****

Jan 22 BRISTOL - Bristol 'O' Gauge Group Exhibition University of the West of England (UWE Bristol), Conference & Exhibition Centre, Filton Road, Bristol, **BS34 8OZ**. Sunday 10 - 4.00pm.

Jan 28/29 KENDAL M/Railway Exhibition Leisure Centre, Burton Rd, Kendal, **LA9 7HX** Sat/Sun 10-5

Feb 19 - MANCHESTER ALSRM 'O' Gauge Show, Woodhouse Park Lifestyle Centre, Portway, Wythenshawe, Manchester, **M22 1QW** 10-4. Free Parking - Test Track & 16 O Gauge layouts. *Free admission ALSRM Members*

Feb 24 - 26 - GLASGOW Model Rail Scotland, Scottish Exhibition Centre, Glasgow, **G3 8YW**. Friday 10.30 - 6, Saturday 9.30 - 6, Sunday 9.30 - 5. **Coming to Glasgow? Why not try Saturday?? or Sunday??? The show is less busy - see much more of the layouts AND a lot easier to get to our stand!!**

Mar 4/5 - PRESTON Preston & District Model Railway Exhibition, Sports Hall, Preston College, St Vincents Road, Fulwood, Preston, Lancashire, **PR2 8UR**. Sat/Sun 10 - 5pm

Mar 11/12 - HUNTINGDON East Anglian Model Railway Exhibition, The Britten Arena, Wood Green Animal Charity Centre, Huntingdon, **PE29 2NH** Sat 10 - 5, Sun 10 - 4 ****Plenty of FREE Parking****

April 8 - NORWICH M/Rail Exhibition, Hellesdon High School, Norwich **NR6 5SB**. Sat 10 - 4.30pm.

April 8/9 CORSHAM Trainwest 2017 M/Rail Exhibition, Springfield Community Campus, Beechfield Road, Corsham, Wilts **SN13 9DN** Sat/Sun 10 - 5 ****Modern New Venue - Plenty of FREE Parking****

April 22/23 - HORSHAM Crawley MRS M/Railway Ex, Tanbridge House School, Farthings Hill, Guildford Road, Horsham, RH12 1SR. Saturday 10-5, Sunday 10-4.30. ****PLENTRY OF FREE PARKING****

April 28-30 - The 49th Bristol Model Railway Exhibition, The Thornbury Leisure Centre, Alveston Hill, Thornbury, Near Bristol, **BS35 3JB**. Friday 1pm - 7pm, Saturday 10 - 6.30pm, Sunday 10 - 5pm. **Coming to Bristol Show? Why not try Saturday?? or Sunday??? The show is less busy - See more of the layouts and a lot easier to get to our stand!! :-)** ****Plenty of FREE Parking****

May 6 - READING ALSR Modellers Trade Show and Exhibition, Rivermead Leisure Centre, Reading, **RG1 8EQ**. 10-4.30

May 14 - STAFFORD G Rail 2017 G-Scale Society Show, Stafford County Showground, Weston Rd, Stafford, **ST18 0BD**. Friday of FREE Parking. Sun 10-5. Features Normal Squires Stand for all Scales

June 3/4 - SHILDON, Model Railway Exhibition, Locomotion Museum, Shildon **DL4 1PQ** Sat/Sun 10 - 5pm. *Free Car Parking & Free Entry to Museum & Exhibition - Yes that's Free Entry!!*:-)

New Tools Shop Extension Opening Soon.


New Printed Mail Order Catalogue to be published soon - reserve your copy now.

Exhibition Invitations always welcomed.

NEXT ISSUE

Tormouth

Paul Churchill's wonderful 'N' gauge layout combines the potential of digital control and automation to great effect – and there is a lot more to see than just the trains. Next month we bring you the full story on this fascinating layout ahead of its appearance at the 2016 Great Electric Train Show.



POWERBASE FOR 'OO'

DCC Concepts Powerbase system offers great potential for increasing haulage capacity and increasing reliability of locomotives. Next issue Chris Jones explains why and how he installed the system on his developing multi-level layout in a detailed step by step guide.



THE NEXT ISSUE OF
HORNBY
magazine

is on sale September 8 2016

DON'T MISS IT!



The layouts are booked, the traders confirmed and the demonstrators organised and next month we'll be previewing the Great Electric Train Show which takes place on the weekend of October 8/9 at the British Motor Museum with full listings for all attending stands.



PLUS

We'll be reviewing all the latest models, reporting the latest news, showcasing your layouts in Reader Projects, answering your questions in the Enquiry Office and taking you behind the scenes at the Hornby Magazine workshop to help you get the most out of your modelling projects.

dapol

model railway company

Tel: 01691 774455

Fax: 01691 778866

e-mail: sales@dapol.co.uk

www.dapol.co.uk

Dapol Limited, Gledrid Industrial Park, Chirk, Wrexham, LL14 5DG

August releases

Terrier



7F-010-009 - Terrier A1X Gipsyhill 643 Marsh Umber Brown
7F-010-009D - Terrier A1X Gipsyhill 643 Marsh Umber Brown DCC



7F-010-006 - Terrier A1X Porthead 5 GWR Green
7F-010-006D - Terrier A1X Porthead 5 GWR Green DCC & Sound



7F-010-010 - Terrier A1X Fishbourne Southern Green
7F-010-010D - Terrier A1X Fishbourne Southern Green DCC



7F-010-011 - Terrier A1X 32536 B R Lined Black Late Crest
7F-010-011D - Terrier A1X 32536 B R Lined Black Late Crest DCC

All product release dates correct at time of going to press

A3 Flying Scotsman Booksets



- 2S-011-001 - A1 Flying Scotsman 4472 LNER Apple Green + 4 Teak Coaches Light Bar Fitted
- 2S-011-001 - A1 Flying Scotsman 4472 LNER Apple Green + 4 Teak Coaches Light Bar Fitted DCC
- 2D-011-002 - A10 Flying Scotsman 103 Wartime Black NE
- 2D-011-002D - A10 Flying Scotsman 103 Wartime Black NE DCC
- 2D-011-003 - A3 Flying Scotsman 60103 BR Express Blue Early Crest
- 2D-011-003D - A3 Flying Scotsman 60103 BR Express Blue Early Crest DCC
- 2D-011-004 - A3 Flying Scotsman 60103 BR Green E/C + 4 C & CM Coaches Light Bar Fitted
- 2D-011-004D - A3 Flying Scotsman 60103 BR Green E/C + 4 C & CM Coaches Light Bar Fitted DCC
- 2D-011-005 - A3 Flying Scotsman 4472 LNER Apple Green + 4 Maroon Coaches Light Bar Fitted
- 2D-011-005D - A3 Flying Scotsman 4472 LNER Apple Green + 4 Maroon Coaches Light Bar Fitted DCC



2F-013-023 - Gunpowder Van - Blue Circle 174



2F-013-024 - Gunpowder Van - Blue Circle 174 Weathered



2F-034-048 - 21T Hopper - BR E289505 K



2F-034-050 - 21T Hopper - BR E289505 K Weathered



2F-060-010W - Grampus - BR Black D8990488 Weathered



2F-060-011W - Grampus - BR Black D8990412 Weathered



2F-060-012W - Grampus - BR Black D8990653 Weathered



2F-060-013W - Grampus - Taunton Concrete Olive Green D8986708 Weathered



4F-013-023 - Gunpowder Van - Ferrocrete 262



4F-013-024 - Gunpowder Van - Ferrocrete 262 Weathered



4F-018-009 - Salt Van - L G W 153



4F-018-010 - Salt Van - L G W 153 Weathered



4F-038-108 - 20T Steel Mineral - Cambrian 90015



4F-038-109 - 20T Steel Mineral - Cambrian 90015 Weathered



4F-020-011 - Ale Wagon - GWR 38622



4F-020-012 - Ale Wagon - GWR 38622 Weathered

Also released this month include:

- 2D-001-000 - Class 33/0 33030 BR Blue
- 2D-001-000D - Class 33/0 33030 BR Blue DCC
- 2D-001-001 - Class 33/0 D6571 BR Green NYP
- 2D-001-001D - Class 33/0 D6571 BR Green NYP DCC
- 2D-001-002 - Class 33/0 Merlin 33046 Engineer Dutch
- 2D-001-002D - Class 33/0 Merlin 33046 Engineer Dutch DCC
- 2D-001-003 - Class 33/0 D6538 BR Green SYP
- 2D-001-003D - Class 33/0 D6538 BR Green SYP DCC
- 2D-001-004 - Class 33/0 33102 BR Blue DCC
- 2D-001-004D - Class 33/0 33102 BR Blue DCC
- 2D-001-005 - Class 33/0 33103 Engineers Grey/Yellow Dutch
- 2D-001-005D - Class 33/0 33103 Engineers Grey/Yellow Dutch DCC
- 7D-008-000 - Class 08 03043 BR Green Late Crest no warning panels
- 7D-008-000D - Class 08 03043 BR Green Late Crest no warning panels DCC & Sound
- 7D-008-000U - Class 08 BR Green Late Crest no warning panels Unnumbered
- 7D-008-001 - Class 08 13282 BR Green Early Crest no warning panels
- 7D-008-001D - Class 08 13282 BR Green Early Crest no warning panels DCC & Sound
- 7D-008-001U - Class 08 BR Green Early Crest no warning panels Unnumbered
- 7D-008-002 - Class 08 03045 BR Blue with Wasp Stripes
- 7D-008-002D - Class 08 03045 BR Blue with Wasp Stripes DCC & Sound
- 7D-008-002U - Class 08 BR Blue with Wasp Stripes Unnumbered
- 7D-008-003 - Class 08 03219 BR Green Late Crest with Wasp Stripes
- 7D-008-003D - Class 08 03219 BR Green Late Crest with Wasp Stripes DCC & Sound
- 7D-008-003U - Class 08 BR Green Late Crest with Wasp Stripes Unnumbered
- 7D-008-004 - Class 08 0813240 BR Black Early Crest
- 7D-008-004D - Class 08 0813240 BR Black Early Crest DCC & Sound
- 7D-008-004U - Class 08 0813240 BR Black Early Crest Unnumbered
- 7D-008-005 - Class 08 08202 BR Blue with Wasp Stripes
- 7D-008-005D - Class 08 08202 BR Blue with Wasp Stripes DCC & Sound
- 7D-008-005U - Class 08 BR Blue with Wasp Stripes Unnumbered

dapol
collectors
club

ONLY £25 PER YEAR

4 NEWSLETTERS PER YEAR

ANNUAL OPEN DAY

15% DISCOUNT ON ALL DAPOL PRODUCTS
PURCHASED THROUGH DAPOL

IN GAUGES 'N' 'OO' & 'O'

SPECIAL COMMISSION WAGONS

- YOUR CHOICE OF DAPOL BODY
- YOUR CHOICE OF LIVERY
- TURN AROUND IN JUST 3 MONTHS
- FROM JUST 100 IDENTICAL MODELS IN 'OO' OR 'N' 25 IN 'O'
- FOR MORE DETAILS CONTACT CLAIRE ON 01691 774455 OPTION 1 OR EMAIL studio@dapol.co.uk



Our extensive range of fully painted and decorated N scale buildings offer everything you need take your railway layout or diorama to the next level. The range of low-relief buildings form the perfect backdrop, enabling scenes to be expanded.

Low Relief Buildings



NEW

42-245 Low Relief Corner Chemists
L31 x W10 x H56mm



NEW

42-253 Low Relief Greengrocers
L33 x W10 x H56mm



42-246 Low Relief Terraces
L62 x W9.5 x H54mm



42-209 Low Relief Butchers
L31 x W21 x H55mm



NEW

42-233 Low Relief Rear of Terraces
L61 x W15 x H54mm

