

**FREE DVD**  
A YEAR OF MODELLING ACTION

**NEW!** Hornby reveals...  
**'Q6' AND 'B12'**



# HORNBY

Issue 103 **January 2016** USA \$12.99 · CAD \$12.99 · AUS \$11.95 · **UK £4.20**


[www.hornbymagazine.com](http://www.hornbymagazine.com)

## magazine

**50**

**NEW MODELS  
INSIDE!**

**RADIAL  
DEBUT**



**PLUS...**

- Hornby '00' TTS 'King'
- Heljan 'O' scale Class 60

**NEW SERIES**

**ENQUIRY  
OFFICE**



Your questions answered!

# MIDLAND MAIN LINE

Exhibition giant in the spotlight

**WARLEY  
2015**  
Full report from  
Britain's biggest  
show



**TONBRIDGE YARD**



Network SouthEast in the 1990s

**MAIN LINE PLANS**



Layouts you can build at home!

**DIGITAL 'WESTERNS'**



How to sound fit '00' hydraulics

**KEY**



012





# THOMAS & FRIENDS

Recreate your own  
**Thomas the Tank Engine™**  
adventures with the  
new Hornby range



R9283 Thomas the Tank Engine



R9291 Gordon the Blue Engine



R9288 Percy the Saddle Tank Engine



R9290 James the Red Engine



R9289 Edward the Blue Engine



R9292 Henry the Green Engine

Locomotives, sets and Rolling Stock also available at [www.hornby.com](http://www.hornby.com)



# EXCLUSIVE FIRST EDITIONS

*Limited Editions with Endless Appeal*

LONDON TRANSPORT



31515  
RM ROUTEMASTER

LINCOLNSHIRE ROAD CAR



33802  
BRISTOL RELH COACH

FIRST GREATER MANCHESTER



28608  
GM STANDARD ATLANTEAN

SOUTHDOWN



12122  
HARRINGTON CAVALIER

CITY OF MANCHESTER



16539  
LEYLAND MCW ATLANTEAN

HANTS & DORSET



16230  
BRISTOL LS COACH

SOUTHEND TRANSPORT



29807  
WRIGHT DENNIS LANCE

SOUTHDOWN NBC



25212  
BRISTOL REL BUS

EAST KENT NBC



17312  
LEYLAND NATIONAL MKI LONG

DEVON GENERAL



16538  
LEYLAND MCW ATLANTEAN

RAIL EXPRESS PARCELS



22914  
BEDFORD TK BOXVAN

LONDON COUNTRY



34113  
AEC RT BUS

NORFOLK GREEN



24823  
PLAXTON MINIBUS

COLCHESTER BOROUGH TRANSPORT



17707  
LEYLAND NATIONAL MKII LONG

SWINDON THAMESDOWN



29013  
GM STANDARD FLEETLINE

To Find EFE Stockists or to Buy Direct Stop Off At  
**exclusivefirsteditions.com**



# HORNBY magazine

January 2016

**Editor:** Mike Wild  
**Assistant Editor:** Mark Chivers  
**Senior Designer:** Steve Diggle  
**Sub-editor:** Andrew Roden  
**Contributors:** Evan Green-Hughes, Brian Stephenson, Tim Shackleton, Nigel Burkin, Graham Gaches, Paul Chetter, Julia Scarlett, Mike Bisset, Trevor Jones, John Elliott, Paul Wade and John Berry.

## EDITORIAL ADDRESS

Hornby Magazine, Key Publishing,  
PO Box 100, Stamford, Lincolnshire PE9 1XQ  
**Tel:** 01780 755131  
**Email:** hornbymagazine@keypublishing.com  
**Website:** www.hornbymagazine.com

## ADVERTISING

**Advertising Manager:** Tom Lee  
**Email:** tom.lee@keypublishing.com  
**Telephone:** 01780 755131  
**Mobile:** 07969 471756  
**Sales Executive:** Ben Harrison  
**Email:** ben.harrison@keypublishing.com  
**Telephone:** 01780 755131  
**Advertising Production:** Louise Talbot  
**Tel:** 01780 755131 **Fax:** 01780 757261  
**Email:** louise.talbot@keypublishing.com

## ADVERTISING ADDRESS

Hornby Magazine, Key Publishing Ltd,  
Po Box 100, Stamford, Lincolnshire PE9 1XQ

## SUBSCRIPTIONS/MAIL ORDER

PO Box 300, Stamford, Lincolnshire PE9 1NA, UK  
**Tel:** 01780 480404  
**Email:** Subscriptions - subs@keypublishing.com  
**Email:** Mail Order - orders@keypublishing.com

## PUBLISHING

**Publisher:** Adrian Cox  
**Managing Director:** Adrian Cox  
**Commercial Director:** Ann Saundry  
**Group Marketing Manager:** Martin Steele  
**Marketing Executive - Digital Specialist:** Debra Hagger  
**Chairman:** Richard Cox  
**Webmaster:** Simon Russell  
**Registered Office:** Units 1-4, Gwash Way Industrial Estate,  
Ryhall Road, Stamford, Lincolnshire PE9 1XP

## PRINTING

Precision Colour Printing Ltd, Haldane, Halesfield,  
Telford, Shropshire TF7 4QQ.

## DISTRIBUTION

Seymour Distribution Ltd,  
2 Poultry Avenue, London. EC1A 9PP  
**Tel:** 020 7429 4000

Having difficulty obtaining your copy of Hornby Magazine?  
Please contact the subscriptions team using the details above.

**Key**

© Key Publishing Ltd 2016

All rights reserved. No part of this magazine may be reproduced or transmitted in any form by any means, electronic or mechanical, including photocopying, recording or by any information storage and retrieval system, without prior permission in writing from the copyright owner. Multiple copying of the contents of the magazine without prior written approval is not permitted. Material sent to the Editor, whether commissioned or freely submitted, is provided at the contributor's own risk; Key Publishing Ltd cannot be held responsible for loss or damage howsoever caused.

The opinions and views expressed by authors and contributors within Hornby Magazine are not necessarily those of the Editor or Key Publishing.

We are unable to guarantee the bona fides of any of our advertisers. Readers are strongly recommended to take their own precautions before parting with any information or item of value, including, but not limited to, money, manuscripts, photographs or personal information in response to any advertisements within this publication.

HORNBY is a registered trade mark of Hornby Hobbies Limited and is used under licence.

**abc**

**Audit Bureau of Circulation 34,022**  
newsstand and digital sales.

Hornby Magazine is published on  
the second Thursday of each month  
preceeding the cover date.

**ISSUE**  
**103**

**HORNBY**  
magazine

**LATEST OFFERS**  
See pages 72-73 for full details.


# 56 Tonbridge West Yard



## WE SHOW YOU HOW!

**40 LOCH DHU PART 2**  
Nigel Burkin considers the track layout and installation of kit-built points on Hornby Magazine's latest 'OO' gauge Scottish micro-layout project.

**48 DIGITAL REVERSE LOOPS**  
Reverse loops can be a challenge operationally. Nigel Burkin shows how to overcome potential problems so trains can operate correctly every time with DCC.



**68 WEATHER A CROSTI**  
Having enhanced Hornby's 'OO' model of the BR Crosti '9F' 2-10-0 last month, Tim Shackleton demonstrates how to replicate the prototypically filthy appearance carried by these hard working locomotives.

**96 DIGITAL SOUND**  
Paul Chetter tackles two 'OO' gauge sound installations on the Dapol and Heljan Class 52 'Westerns'. This full step by step guide explains how each model can be fitted with high quality sound.





# FIRST REVIEWS

p74



- 74** Oxford Rail's 'OO' gauge Adams '0415' 4-4-2T.
- 80** Heljan 'Catfish' and 'Dogfish' ballast hoppers.
- 84** Heljan 'O' gauge Class 60

## PLUS...

**74** The latest model railway releases including Hornby's new 'OO' gauge Twin Track Sound fitted GWR 'King' 4-6-0, Bachmann's weedkilling train in 'N' from Graham Farish, new 'O' gauge releases from Heljan, scenic products, road vehicles and more.

# Inside...

7

## EDITORIAL

Mike Wild reflects on an intensive November which has seen new announcements from Hornby take the limelight.

8

## UPDATE

Hornby unveils the final components of its 2016 range, plus new models are revealed at the Warley National Model Railway Exhibition in Birmingham. We bring you all the latest news from this highlight in the railway modelling calendar.

22

## DOREHILL ST STEVENS

John Elliott recalls how Soar Valley Model Railway Club embarked on building this phenomenal 42ft long 'OO' gauge exhibition layout which features three stations, two goods yards, a colliery and even a triangular junction.

34

## TRACKPLANS

Mark Chivers looks to the railway's network of secondary routes for inspiration and presents a selection of 'OO' gauge trackplans suited to modelling in the home.

52

## HORNBY POST

Your views, opinions and responses from the *Hornby Magazine* postbag.

56

## TONBRIDGE WEST YARD

Following its semi-retirement in 2009, Paul Wade's Tonbridge West Yard, set in the early 1990s Network SouthEast era, has returned to the exhibition circuit refreshed and revitalised for another tour of duty. Paul updates the story on this popular and enthralling 'OO' gauge layout.

66

## ENQUIRY OFFICE

Got a modelling question? Get in touch! The *Hornby Magazine* team answer your modelling questions and queries.

**NEW SERIES!**

88

## REALITY CHECK

Evan Green-Hughes looks at British Rail's Class 60, the final main line freight locomotive type built in the UK.

102

## WEDGWOOD

Tony Berry reveals a wealth of detail packed into this stunning 'OO' gauge layout, a miniature wonderland measuring just 5ft x 2ft.

110

## RAILWAY REALISM

One of the outstanding successes of the nationalisation era, British Rail's Mk 1 carriage was the right vehicle at the right time, as Evan Green-Hughes recalls.

114

## STAFF PROJECTS

Last minute preparations were required on *Hornby Magazine's* Topley Dale layout as well as an extraction plan to prepare it for the Warley exhibition as Mike Wild explains.

116

## READER PROJECTS

*Hornby Magazine* showcases your latest model building and layout projects.

118

## SHOW GUIDE

Your comprehensive guide to forthcoming events.

**WE'VE GONE SOCIAL!**  
Follow us on your favourite social media sites.  
You'll find the latest news, images and exclusive videos! Search *Hornby Magazine*.





BRAND  
NEW MICRO  
SOUND DECODER  
LAUNCHED THIS MONTH!

# ZIMO decoders are designed and made in Vienna, home to Beethoven, Mozart, Schubert and Strauss. Would you risk trusting your sounds to anyone else?



## Products for all scales

DCC decoders suitable for models ranging in size from 'N' to 'O' gauge, and larger, including garden railways.



## Incredible specification

Functionality is paramount at ZIMO. Plenty of function outputs are always provided for greater play value.



## Unrivalled motor control

Low-noise, high-frequency drive options with back-EMF sampling. Optimal performance from all motor types.



## High current ratings

Plenty of capacity provides peace of mind, plus there are thermal cut-outs and overload protection on all outputs.



## Superb sound quality

Powerful amplifiers, large memory and high sample rates means sounds need to be heard to be believed.



## Stay alive technology

Many decoders incorporate energy storage circuitry that will improve running over poor or dirty trackwork.



## Easy software updating

Our decoders can be easily updated with new software without the need to disconnect or disassemble locos.



## Worldwide reputation

Chosen by premium brands like Roco & Fleischmann. Widely respected in continental Europe and the USA.



## Great value for money

All decoders are made in our own hi-tech production facility in Austria and are surprisingly affordable.

ZIMO has been at the cutting edge of DCC for more than 30 years, offering a range of technologically advanced sound, motor and function decoders.

## Who says you can't have sound in 'N' gauge?

### NEW MX649 micro sound decoder

*ZIMO's smallest ever sound decoder is ideal for cramped 'N' gauge applications. Measuring just 23 x 9mm, it packs in a 0.7 Amp motor rating, 1 Watt audio amplifier and four function outputs.*

### Miniature 'sugar cube' speakers

*Matched to ZIMO's pre-wired loudspeaker outputs and designed for the tightest of spaces. Three sizes are available, complete with resonator boxes, right down to an amazingly small 8 x 12 mm footprint!*

### MX646 & MX648 sound decoders

*With up to 1 Amp motor rating, 1 Watt audio and six function outputs, these already popular miniature sound decoders provide further options where space is hard to find in 'N' and small 'OO' gauge models.*

# At the forefront of digital command control since 1979

Ask for



by name...

ZIMO decoders, sugar cube speakers and accessories are available ONLY from these approved retailers:

RAIL EXCLUSIVE  
01780 470086  
DISTRIBUTOR

DIGITRAINS  
01522 527731  
GOLD

YOUCHOOS  
0844 772 5052  
GOLD

MR SOUNDGUY  
01983 531443  
SILVER

EDM MODELS  
01904 331973  
SILVER

COASTAL DCC  
01473 403764  
SILVER

DCC TRAIN AUTOMATION  
0117 230 8078  
BRONZE

WICKNESS MODELS  
01387 738175  
BRONZE

GARDEN RAIL SPECIALISTS  
01844 345158  
LARGE SCALE ONLY



# WELCOME

THE EDITOR'S PAGE



A HIGHLIGHT of the exhibition calendar for us is the Warley National Model Railway Exhibition at the NEC in Birmingham. This year was no exception and we always attend

looking to find out the latest news from manufacturers on models in production and those always exciting new announcements.

The 2015 show has seen an impressive line-up of new locomotive models break cover with Hornby leading the way with its announcement of the LNER 'Q6' 0-8-0 and 'B12' 4-6-0 for 'OO' gauge along with LMS 20ton coke hoppers and SR 10ton cattle wagons. This is a change from its usual Christmas routine, but it was refreshing to see a public announcement from the Hornby team at the show - and the crowd's reaction too.

However, it wasn't just Hornby which was grabbing attention. Over on the Dapol stand was a model which no one would have expected to see from the manufacturer - a 'OO' gauge Gresley 'A4'

4-6-2. This is something rather different as it is a feature laden product with an impressive specification which includes a factory fitted fan driven smoke generator, working lamps, die-cast body, factory fitted sound with smoke synchronisation and even a real coal load in the tender.

This model shows a new way of thinking that sets out to impress with its added value features. It takes the concept of a standard 'OO' ready-to-run model and pushes the boundaries of what we can expect out of the box. It's bound to come at a price, but for those who can afford the 'Streak' it could open a new market in 'super premium' ready-to-run models.

It wasn't all about steam power as Locomotion Model's next project with Rapido Trains is the prototype HST power cars for 'OO' gauge while Golden Valley Hobbies has joined forces with Oxford Rail to produce a Yorkshire Engine Co. 'Janus' 0-6-0 diesel shunter for the same scale.

From a product development point of view the Warley show was a stunning event with samples on all the major manufacturer's stands to whet our appetites. Undoubted highlights for us had to be fully decorated samples of the LNER 'Q6' 0-8-0 from Hornby in 'OO', the 'O' gauge

model of *Falcon* from Heljan, Dapol's 'O' gauge Class 08 and the BR '4MT' 2-6-4T from Bachmann for 'N' gauge.

There were many more too - too many to list - but our news pages give full coverage of this event and all the products which were on show.

Away from the limelight of Warley there was another significant, but quiet, announcement by Philip Sutton of a high specification and exclusive new model of the BR Sulzer Class 24 for 'OO' gauge and you can read about this in Update.

This issue also features two prominent new arrivals in the shape of Oxford Rail's debut ready-to-run 'OO' locomotive - the Adams Radial 4-4-2T - and Heljan's stunning model of the Brush Class 60 for 'OO'. These are joined by the 'Catfish' and 'Dogfish' wagons in 'O' and more.

All that remains is to wish all of our readers a Merry Christmas and Happy New Year! See you in 2016.

*Mike Wild*  
Mike Wild  
Editor



## ISSUE GUIDE

FREE

UPDATE

08

All the latest model railway news with a special report on the new products showcased at the Warley 2015 exhibition.

REVIEWS

74

Oxford Rail debuts its 'OO' gauge Adams '0415' 4-4-2T. We take a closer look at this and all the latest releases.

NEW SERIES ENQUIRY OFFICE

66

The Hornby Magazine team answers your modelling queries including block trains, ballasting and more.

TONBRIDGE WEST YARD

56

Paul Wade's popular 1990s period layout features in full with stunning photographs from Trevor Jones.

**FREE DVD** NEW! Hornby reveals... 'Q6' AND 'B12'

**HORNBY** magazine

Issue 103 January 2016 USA \$12.99 / CAN \$12.99 / AUS \$11.95 / UK £4.20

**50** NEW MODELS INSIDE!

**MIDLAND MAIN LINE**

**RADIAL DEBUT**

**WARLEY 2015** Full report from Britain's biggest show

**ENQUIRY OFFICE**

**TONBRIDGE YARD** Network SouthEast in the 1990s

**MAIN LINE PLANS** Layouts you can build at home!

**DIGITAL 'WESTERNS'** How to sound fit 'OO' hydraulics

NEW Hornby reveals... 'Q6' AND 'B12' 08

DOREHILL ST STEVENS

22

With three stations, multiple track main lines, two junctions and measuring 41ft x 14ft Dorehill St Stevens is a model railway on a grand scale.

TRACKPLANS

34

In our latest track planning feature Mark Chivers looks at a series of secondary main line routes to create layouts that you can build in the average home.

DIGITAL SOUND

96

The 'Western' diesel hydraulics hold a special place with enthusiasts. Paul Chetter explains how to recreate their distinctive sound with digital.



# 'Q6' AND 'B12' COMPLETE

Hornby stuns with 0-8-0 and 4-6-0 announcement at Warley. **MIKE WILD** reveals all the latest news from the manufacturer.

**T**HE LINE-UP of new locomotives from Hornby for 2016 has been completed with announcement of the LNER 'Q6' 0-8-0 and 'B12' 4-6-0 at the Warley National Model Railway Exhibition in November.

The 'Q6' and 'B12' join the previously announced Class 71 Bo-Bo electric, Bulleid 'Merchant Navy' 4-6-2 and Peckett 'W4' 0-4-0ST which have been revealed progressively through the past 12 months bringing the total number of new locomotives planned for 2016 to five.

The 'Q6' represents a significant development for Hornby as its first mass produced ready-to-run locomotive for the North Eastern Region.

Locomotives specifically for this area have been highly requested by modellers.

Raven introduced the 'Q6' in 1913 for the North Eastern Railway for the sole purpose of dealing with the area's heavy freight traffic. In total 120 were built by 1921 and they went on to serve the LNER and BR with the last being withdrawn in 1967. One has been preserved – 63395 at the North Yorkshire Moors Railway.


Hornby's 'Q6' will feature two different tender designs as well as



Hornby's Southern Region Class 71 Bo-Bo electric made its debut as decorated samples at the Warley show. Included in the line up was E5001 in as preserved condition.

an 8-pin Digital Command Control (DCC) decoder socket in the tender and provision for installation of a 28mm round speaker for those looking to add digital sound. On release the 'Q6' will be

Below: Newly announced at the Warley National Model Railway Exhibition is Hornby's LNER 'Q6' 0-8-0. This is a decorated sample of the BR early crest model as 63443.





# HORNBY 2016 LINE-UP!

released in London and North Eastern Railway (LNER) black as 3418 (Cat No. R3424), BR black with early crests as 63443 (R3425) and BR black with late crests as 63429 (R3426).

The new 'B12' 4-6-0 complements the 2015 releases of the Great Eastern Railway 'J15' 0-6-0 and 'D16/3' 4-4-0 from Hornby. The class has a long history with the 'B12' with its first model being produced in 1962. The new model, which is being designed from scratch, will focus on the 'B12/3' sub class introduced in 1932.

The first 'B12s' entered traffic with the Great Eastern Railway in 1911 and they were seen operating across the Great Eastern Section into LNER and BR ownership. Some of the class were also allocated to Scotland during their later career. The last was withdrawn in 1961 and one has been preserved at the North Norfolk Railway – 61572.

The new Hornby model will be released in LNER lined apple green (R3430), BR lined black with early crests (R3431) and BR lined black with late crests (R3432), although running numbers had yet to be assigned in late November. The specification calls for a locomotive drive system with a tender mounted 8-pin DCC decoder and



A decorated sample of the Hornby Adams '0415' 4-4-2T was displayed at the Warley show.

## NEW TOOLING HORNBY LOCOMOTIVES 2016

CLASS	IDENTITY	CAT NO.
Bulleid 'Merchant Navy' 4-6-2	21C1 <i>Channel Packet</i> , SR malachite green	R3434
Bulleid 'Merchant Navy' 4-6-2	21C3 <i>Royal Mail</i> , SR malachite green	R3435
Bulleid 'Merchant Navy' 4-6-2	35028 <i>Clan Line</i> , BR lined green, early crests	R3436
Bulleid 'Merchant Navy' 4-6-2	35023 <i>Holland Afrika Line</i> , BR lined green, early crests	R3382TTS
Holden 'B12/3' 4-6-0	TBA, LNER lined apple green	R3430
Holden 'B12/3' 4-6-0	TBA, BR lined black, early crests	R3431
Holden 'B12/3' 4-6-0	TBA, BR lined black, late crests	R3432
Raven 'Q6' 0-8-0	3418, LNER black	R3424
Raven 'Q6' 0-8-0	63443, BR black, early crests	R3425
Raven 'Q6' 0-8-0	63429, BR black, late crests	R3426
Peckett 'W4' 0-4-0ST	563, industrial green	R3427
Peckett 'W4' 0-4-0ST	654, green and red	R3428
Peckett 'W4' 0-4-0ST	832, dark blue and red	R3429
Class 71 Bo-Bo	E5002, BR green, small yellow warning panels	R3373
Class 71 Bo-Bo	71012, BR blue, full yellow ends	R3374
Class 71 Bo-Bo	E5022, BR green, bodyside lining	R3376

space for a 28mm round speaker for digital sound installations.

The previously announced Peckett 0-4-0ST (HM102) and 'Merchant Navy' 4-6-2 (HM94) have now been assigned running numbers with the Peckett set to be released as 563 in industrial green (R3427), 654 in dark green and red (R3428) and 832 in dark blue and red (R3429). Each will feature a detailed cab interior and space for Hornby's 4-pin decoder.

Four versions of the 'Merchant Navy' have been confirmed including one with Hornby's new Twin Track Sound decoder. They are 21C1 *Channel Packet* in Southern Railway lined malachite green in as delivered condition (R3434), 21C3 *Royal Mail* in Southern Railway lined malachite green with a 'widows peak' roof (R3435) and 35028 *Clan Line* in BR lined green with early crests (R3436). The fourth version will be 35023 *Holland Afrika Line* in BR lined green with early crests fitted with Twin Track Sound (R3382TTS).

Hornby also revealed the latest samples of its soon to be released LNER 'J50' 0-6-0T and Adams 'Radial' 4-4-2Ts from its 2015 range at the Warley show. The 'J50' is currently on target for release during December with the 'Radial' following during January.



Above: Hornby's newly announced Holden 'B12' 4-6-0 was shown as a stereo 3D printed sample at the Warley National Model Railway Exhibition in November coupled to a standard Great Eastern short wheelbase tender.

Below: In total three 'Q6' 0-8-0s will be released in the model's first year with Hornby covering LNER and BR black liveries.



● Visit [www.hornby.com](http://www.hornby.com) for more information.

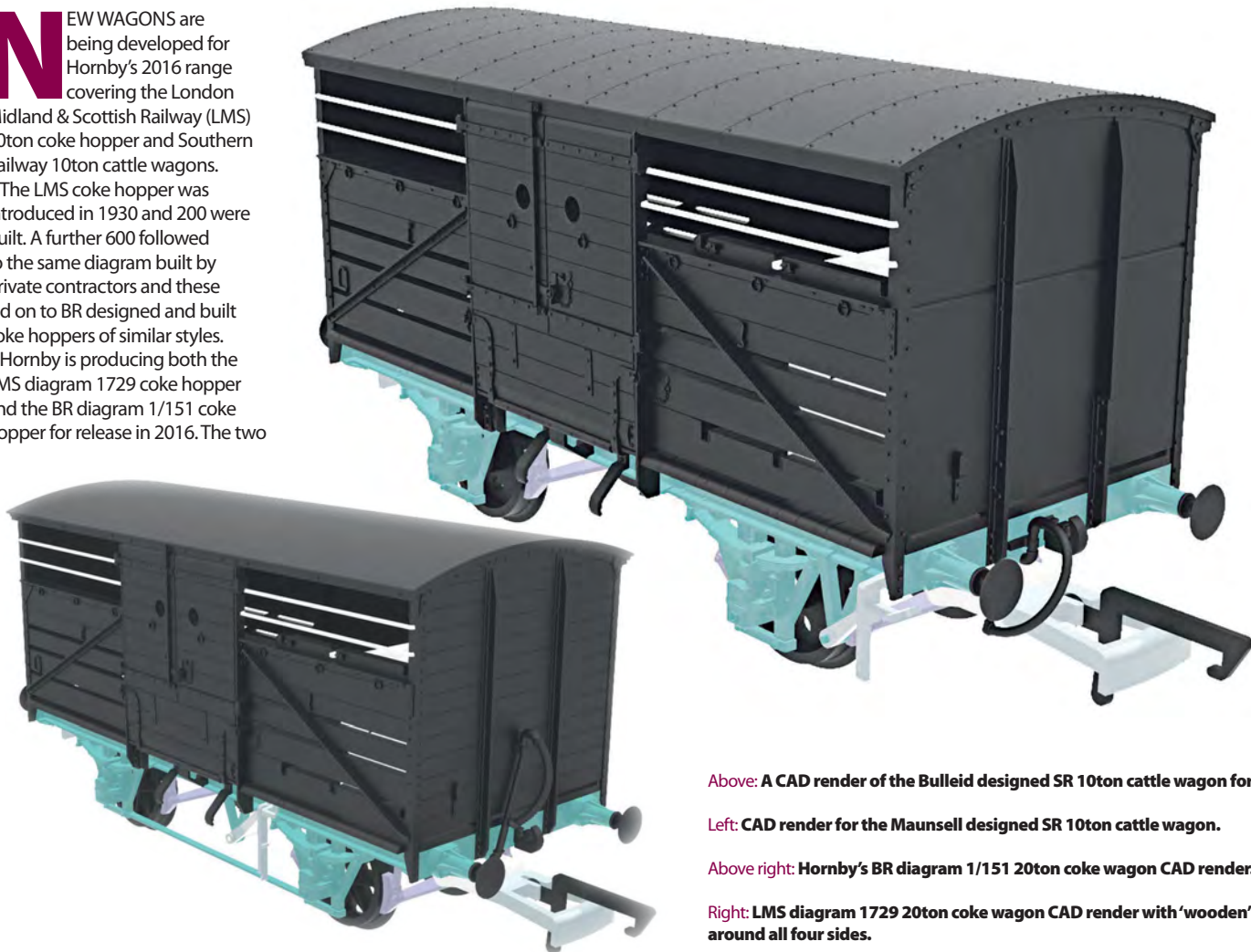


# LMS coke hopper and SR cattle

**N**EW WAGONS are being developed for Hornby's 2016 range covering the London Midland & Scottish Railway (LMS) 20ton coke hopper and Southern Railway 10ton cattle wagons.

The LMS coke hopper was introduced in 1930 and 200 were built. A further 600 followed to the same diagram built by private contractors and these led on to BR designed and built coke hoppers of similar styles.

Hornby is producing both the LMS diagram 1729 coke hopper and the BR diagram 1/151 coke hopper for release in 2016. The two



Above: A CAD render of the Bulleid designed SR 10ton cattle wagon for 'OO'.

Left: CAD render for the Maunsell designed SR 10ton cattle wagon.

Above right: Hornby's BR diagram 1/151 20ton coke wagon CAD render.

Right: LMS diagram 1729 20ton coke wagon CAD render with 'wooden' raves around all four sides.

## COLLETT AND MAUNSELL CARRIAGE IDENTITIES CONFIRMED

Hornby has confirmed the running numbers for its previously announced new carriage sets covering the Great Western Railway (GWR) Collett bow-ended stock and Maunsell ex-London & South Western Railway (LSWR) 58ft vehicles.

Two sets of five vehicles are being produced using the new Collett models as their basis covering GWR chocolate and cream and BR carmine and cream liveries. Vehicles are the Corridor Third, Corridor Brake Third (in right-hand and left-hand format) and Corridor Composite (in right-hand and left-hand format).

### HORNBY NEW TOOLING CARRIAGE RUNNING NUMBERS 2016

VEHICLE	DESCRIPTION	CAT NO.
GWR Collett Corridor Third	4548, GWR chocolate and cream	R4679
GWR Collett Corridor Brake Third (RH)	5131, GWR chocolate and cream	R4680
GWR Collett Corridor Brake Third (LH)	5132, GWR chocolate and cream	R4681
GWR Collett Corridor Composite (LH)	6620, GWR chocolate and cream	R4682
GWR Collett Corridor Composite (RH)	TBA, GWR chocolate and cream	R4683
GWR Collett Corridor Third	W4857W, BR carmine and cream	R4684
GWR Collett Corridor Brake Third (RH)	W5091W, BR carmine and cream	R4685
GWR Collett Corridor Brake Third (LH)	W5092W, BR carmine and cream	R4686
GWR Collett Corridor Composite (LH)	W6030W, BR carmine and cream	R4687
GWR Collett Corridor Composite (RH)	W6029W, BR carmine and cream	R4688
SR 58ft eight comp' Brake Third	2639, SR olive green (set 45)	R4717
SR 58ft six comp' Composite	2626, SR olive green	R4718
SR 58ft six comp' Third	6406, SR olive green (set 45)	R4719
SR 58ft nine comp' Third	304, SR olive green	R4720
SR 58ft eight comp' Brake Third	S2637S, BR(S) green (set 43)	R4746
SR 58ft six comp' Composite	S2629S, BR(S) green	R4747
SR 58ft six comp' Third	S6402S, BR(S) green	R4748
SR 58ft nine comp' Third	S267S, BR(S) green	R4749

The Maunsell stock, which models ex-LSWR 48ft carriages rebuilt on 58ft underframes by Maunsell, will be available in Southern Railway olive green and BR Southern Region green liveries. Included in each collection of four vehicles are two vehicles from a dedicated two-car set – set 45 in SR green and set 43 in BR green.

The price per vehicle across both the Collett and Maunsell carriages is £39.99 with the Collett stock expected in the first quarter of 2016 and the Maunsell vehicles in the third quarter.

● Visit [www.hornby.com](http://www.hornby.com) for more information.



# wagons join Hornby's roster



vehicles differed in their design in the upper body, together with detail differences to the handrails and buffers. The primary visual change was in the upper raves – the LMS vehicle featuring wooden planked raves around all four sides and the BR vehicle having wooden raves on the sides and full height steel panelled ends.

On release the coke wagons will be released in both LMS and BR liveries as well as in a triple pack, although exact vehicle numbers had yet to be confirmed as this issue closed for press.

The Southern Railway 10ton cattle wagons from Hornby will represent both versions produced by the railway. First is the Maunsell diagram 1529 vehicle which was introduced to traffic from 1930 while second on the list is the Bulleid diagram 1530 vehicle which was introduced from 1947. Detail differences between the two wagon designs will be accounted for including repositioning of the handbrake handle on the Bulleid wagons and plywood panel ends with reinforcement.

The new cattle wagons will be available in Southern Railway and British Railways liveries with identities remaining to be confirmed in late November.

● Visit [www.hornby.com](http://www.hornby.com) for more information.





# Dapol reveals... 'BLACK LABEL' GRESLEY 'STREAK'

Dapol launched its new 'Black Label' range at Warley with the first model being the Gresley 'A4' with factory fitted smoke, sound and lights. This is a pre-production sample of 4468 *Mallard*.



**T**HE FAMOUS streamlined Gresley 'A4' 4-6-2 is the focus of a ground breaking new series from Dapol. The new 'OO' ready-to-run model will feature die-cast construction together with factory fitted sound and a synchronised smoke generator.

The new model was revealed to the public at the Warley National Model Railway Exhibition in late November with a specification which includes authentic sound recorded from preserved 'A4' 4484 *Bittern*, a fan driven smoke

generator, steam simulated from the whistle, sound speakers in the locomotive and tender, working factory fitted lamps, detailed valve gear, locomotive crew, etched fire iron set, real coal load in the tender, etched nameplates and more.

In its press release Dapol said: "The Dapol 'A4' is the first in a new series setting a new benchmark for 'OO' gauge models, breaking boundaries and offering exciting, realistic operation with features not seen before in this scale."

Prices are set at £399.95 per locomotive with six

versions – with appropriate detail differences – planned in the first batch. These are 4468 *Mallard* in London and North Eastern Railway (LNER) garter blue, 2510 *Quicksilver* in LNER silver, 4482 *Golden Eagle* in LNER lined apple green, 4484 *Bittern* in LNER Garter blue, 2512 *Silver Fox* in LNER silver and 4467 *Wild Swan* in LNER Garter blue.

Dapol expects to release the first models in March 2016 with expressions of interest being recorded via [sales@dapol.co.uk](mailto:sales@dapol.co.uk)

● Visit [www.dapol.co.uk](http://www.dapol.co.uk) for more information.

Also on display was a sample of 2512 *Silver Link* in LNER silver with a single chimney.







**Left: The first pre-production sample of Dapol's 'OO' GWR streamlined railcar.**



**Above: A pre-production sample of the new 'OO' gauge Class 68.**



**Below: First shot of the new HIA Freightliner limestone hopper for 'OO'.**



**Left: The 'O' gauge Class 08 was shown as a full sample for the first time.**

## Dapol showcases **LATEST SAMPLES**

**T**HE DAPOL STAND at the Warley exhibition was a feast of new product samples across 'OO', 'N' and 'O' scale with highlights including first shots of the GWR streamlined railcar in 'OO', the Class 08 in 'O' gauge and a decorated 'Schools' 4-4-0 in 'N'.

The GWR streamlined railcar is planned for release in the second quarter of 2016 and will feature a low profile mechanism to minimise intrusion into the interior. Detail includes correct height seat backs inside as well as options to operate the single car unit with and without side valances. Liveries will cover GWR chocolate and cream with Monogram logos and BR versions of chocolate and cream and carmine and cream.

Also on show for 'OO' gauge were decorated samples of the Class 73, which was due for release at the beginning of December together with plain plastic samples of the Class 68 Bo-Bo and a debut for

the Freightliner HIA limestone hopper – the latter two being scheduled for first and second quarter 2016 releases respectively. The Dapol website also stated that the newly announced Class 59 entered the tool room during November ahead of its third quarter 2016 planned release date.

The Class 08 for 'O' gauge showed extensive detailing and the use of die-cast metal components for the chassis. Decorated samples are now awaited with the model due to be released in BR black, green and blue liveries during the second quarter of 2016.

In 'N' gauge a first decorated sample of the Maunsell 'Schools' 4-4-0 was shown alongside the latest engineering prototype for the Class 33. Also shown were 3D printed mock ups of the prototype HST power car and Class 50 and 68 bodysells.

● Visit [www.dapol.co.uk](http://www.dapol.co.uk) for more information.



**Below: A first decorated sample of the 'N' gauge 'Schools' 4-4-0 which is subject to revisions.**



**Above: A 3D printed mock up of the prototype HST power car for 'N' gauge showing current progress.**

**Below: Dapol's Class 73 was due to arrive in the shops in the first week of December. This is a final decorated sample.**





# Heljan debuts '1361' & '1366'

Heljan's GWR '1361' 0-6-0ST (left) and '1366' 0-6-0PT (right) for 'OO' broke cover at Warley.



**T**HE FIRST SAMPLES of the Great Western Railway (GWR) '1361' 0-6-0ST and '1366' 0-6-0PT for 'OO' gauge were amongst the highlights of a busy line-up of steam locomotives on Heljan's stand at the Warley exhibition in November.

Both locomotives were presented in plain black offering a first glimpse of these new models. Prices are set at £159.95.

Joining the two GWR tank engines was a pre-production version of the Lynton and Barnstaple Railway Manning Wardle 2-6-2T (HM102) together with decorated samples of the soon to be released LNER Gresley 'O2/3' 2-8-0 in LNER and BR black liveries. The 2-8-0 is expected to be released in the first quarter of 2016 priced at £184.95.

Prices for the GWR '47XX' 2-8-0 – first announced at the 2014 Warley event – were confirmed at £199.95 per locomotive. Release is expected in late 2016.

● Visit [www.heljan.dk](http://www.heljan.dk) for more information.



Above: Heljan's first 'OO9' locomotive – the Lynton and Barnstaple 2-6-2T – was a talking point.

Below: Decorated samples of the soon to be released 'OO' LNER 'O2/3' 2-8-0 were on show from Heljan.







## Class 25 headlines Heljan 'O' gauge display

Hand decorated samples of the new 'O' gauge Class 25 were the headline product on Heljan's stand at the Warley National Model Railway Exhibition alongside factory decorated samples of the Class 42 'Warship', Brush prototype D0280 *Falcon* and IWB Cargowaggons.

The Class 25/1, which broke cover in bare plastic during October (HM102) was hand finished in time for the show with samples showcasing the model's potential in BR green and BR blue liveries. Release is expected in late 2016 with prices set at £625 per locomotive.

The factory decorated Class 42 and *Falcon* models are 2016 releases with the '42' expected in mid 2016 at £699 per locomotive and the Brush prototype due in the first quarter of 2016 at £649 per model. *Falcon* is also limited to 750 pieces across all three liveries of lime green, BR green and BR blue.

Heljan also displayed factory decorated samples of its IWB Cargowaggon bogie van and IGA bogie flat which are expected in the final weeks of 2015. Prices are £189 per vehicle.

● Visit [www.heljan.dk](http://www.heljan.dk) for more information.

Hand decorated samples of the 'O' gauge Class 25 were displayed by Heljan.



The impressive 'O' gauge 'Warship' was shown in a number of liveries by Heljan.



Heljan's 'O' gauge model of *Falcon*, to be released in 2016, was a major draw on the stand.

### B-CLASS TANKER FOR 'OO'

■ Heljan is to produce the 1957 B-class 20ton Esso oil tankers for 'OO' gauge for release in 2016. Its announcement at Warley 2015 in November follows the manufacturer's 'O' gauge model of the same vehicles.

The B-class tankers are best known for regular flows from Fawley oil refinery near Southampton with a range of motive power at the head including BR '9F' 2-10-0s, Maunsell 'W1' 2-6-4Ts and pairs of Class 33 diesels.

Heljan's model will feature turned metal wheels, detailed walkways and NEM coupling pockets with small tension couplings with liveries covering Esso and Mobil colours as a B-class (oil) tanker and Esso grey as an A-class (petrol) tanker. Prices are set at £21.95 per vehicle with release expected in late 2016.

● Visit [www.heljan.dk](http://www.heljan.dk) for more information.



# STANIER 'MOGUL' BREAKS COVER

## as 3D sample

Bachmann revealed progress with the drawing work on its long awaited Stanier 'Mogul' with a 3D printed mock up of the locomotive.



**T**HE EAGERLY AWAITED Bachmann 'OO' gauge model of the Stanier '5MT' 2-6-0 broke cover at the Warley show in November as a 3D printed mock up on the manufacturer's stand. The 2-6-0 was shown alongside mock ups of the Thompson and BR Mk 2f carriage ends as 3D samples.

Also displayed were decorated samples of the delightful Wickham trolley and trailer for 'OO' with all

three guises – BR maroon (Cat No. 32-991), BR engineers yellow (32-992) and BR engineers yellow with 'wasp stripes' (32-993) – being shown. Release is expected in March/April with each priced at £79.95.

The new 14ton and 20ton anchor-mounted tanker wagons in A-class and B-class forms were also on display as decorated samples ahead of their planned release in May/June 2016.

● Visit [www.bachmann.co.uk](http://www.bachmann.co.uk).



Decorated samples of Bachmann's 'OO' gauge Wickham trolley were shown by Bachmann.



Bachmann's 14ton and 20ton anchor mounted tankers were displayed in final decoration.



### DIESEL BRAKE TENDER DOCKS!

■ The Key Publishing 'OO' scale BR diesel brake tender is now available to purchase following arrival of the first batch in late November. Three BR green versions are currently available while a fourth in BR blue is expected to be released in the New Year.

Ready to purchase are B964038 in plain BR green (Cat No. HM010), B964064 in BR green with small

yellow warning panels (Cat No. HM011) and B964112 in the same colour scheme (HM012). Each model has been produced in a limited quantity. All three are priced at £27.99 and can be purchased by visiting [shop.keypublishing.com](http://shop.keypublishing.com) or by calling 01780 480404.

● Visit [www.hornbymagazine.com](http://www.hornbymagazine.com) for more information.



The 'N' gauge '64XX' 0-6-0PT from Bachmann was displayed as a decorated sample.



# TANK ENGINES LEAD

## Bachmann 'N' gauge display

**D**ECORATED samples of the soon to be released GWR '64XX' 0-6-0PT and BR '4MT' 2-6-4T were amongst the highlights on the Bachmann Graham Farish 'N' gauge display at Warley in late November.

The '4MT' tank is due to arrive first in March/April 2016 with two versions planned as 80027 in BR black with early crests (Cat No. 372-535) and 80119 in BR black with late crests (372-536). The '64XX' is to follow in May/June as 6407 in GWR green (371-985), 6417 in BR black with early crests (371-986) and 6412 in BR lined

green with late crests (371-987). Both will feature 6-pin DCC decoder sockets with the '4MT' priced at £114.95 and the '64XX' at £89.95.

Also displayed were decorated samples of the BR 12ton pipe wagon due in February/March along with first samples of the Southern Railway PMV van and N Gauge Society Thompson Full Brake. Completing the line-up were 3D printed mock ups of the GWR 'Castle' 4-6-0 and GWR Hawksworth 'Autocoach' generated in house at Bachmann's Barwell base.

● Visit [www.bachmann.co.uk](http://www.bachmann.co.uk) for more information.



3D printed mock up of the 'N' gauge 'Castle'.



The N Gauge Society's Thompson BG was shown as a pre-production model.



New 'N' gauge Pipe wagons were displayed in full decoration by Bachmann.



A first shot of the new 'N' gauge Southern Railway PMV van.



Next to be released for 'N' gauge is the BR '4MT' 2-6-4T. This is the final decorated sample.



# Sutton's Locomotive Workshop reveals **EXCLUSIVE CLASS 24!**



**A** BRAND new and ready-to-run high value model of the BR Sulzer Class 24 was launched by Sutton's Locomotive Workshop on November 27 offering the first ever locomotive to be available with 'OO', 'EM' or 'P4' wheelsets straight from the box. It is also the first British outline model to use the 22-pin Plux decoder.

The model has been made available exclusively to previous

Rail Exclusive customers initially and is on sale now. Speaking to *Hornby Magazine* Sutton's Locomotive Workshop's Philip Sutton said: "This model has been built to a specification not a price point and the whole project has been designed around finescale standards."

Initial releases model the first of the class, D5000, in as delivered BR green and the last to be in traffic, 24081, in BR blue with

full yellow ends and welded cab communication doors. Each model features over 350 separately fitted parts, most of which are hand assembled, together with LED lighting prototypically dimmed.

The '24' is available DCC ready or DCC sound fitted. Each is delivered in a metal presentation box which includes a desktop display case and the bufferbeam details are pre-fitted.

The DCC sound version has been

produced with the assistance of *Hornby Magazine* contributor Paul Chetter. The Zimo decoder offers 28 sound functions and 10 function outputs for full control of lighting including independent control of front and rear lights. The '24' has built in 'stay alive' capacitors and uses the latest smartphone technology for its sound output with two speakers.

● Visit [www.sulzertype2.com](http://www.sulzertype2.com) for more information.

## Golden Valley announces 'Janus' shunter for 'OO'

Golden Valley Hobbies has commissioned a 'OO' gauge model of the Yorkshire Engine Company 'Janus' 0-6-0 diesel shunter from Oxford Rail.

Tooling of the model is underway and the model will have all wheel pick-up, five-pole skew wound motor and NEM coupling pockets. It will also be DCC ready with provision for installation of Digital Command Control (DCC) sound.

Four versions are planned in National Coal Board (Cat No. GV2012), British Steel Corporation yellow (GV2013), British Petroleum (GV2014) and as-delivered Port of London Authority liveries (GV2015).

Whilst prices have yet to be confirmed, expressions of interest

are now being accepted with release anticipated in late 2016.

More than 100 of these shunting locomotives were built by the manufacturer in the 1950s and 1960s for industrial use.

In addition, four new packs of seven-plank open wagons have also been commissioned from Oxford Rail to complement this new model in appropriate liveries.

Each pack will contain three individually numbered wagons decorated NCB (GV6012), BSC (GV6013), BP (GV6014) and PLA (GV6015) colours.

Due in 2016, prices for these triple wagon packs have yet to be confirmed.

● For more information visit [www.goldenvalleyhobbies.com](http://www.goldenvalleyhobbies.com)




Yorkshire Engine Co 'Janus' 0-6-0 No. 30 waits to work the trip back to the steelworks from Deepcar yard on February 26 1981. The 'Janus' 0-6-0 is being produced in 'OO' gauge by Oxford Rail for Golden Valley Hobbies.

John Chalcraft/Railphotoprints.co.uk.



# SOUTHERN SIGNAL SHOWCASE

Dapol showcased the latest pre-production samples of its new Southern Railway rail built and lattice post signals for 'OO' gauge. Both types of signal are now in production with the rail built versions being available as



both Stop and Distant signals while the lattice post version will initially be produced as a platform starter only. These are due for release in early 2016. The long awaited bracket signals for 'OO' in both GWR lower quadrant and London Midland & Scottish Railway (LMS) upper quadrant formats are also now in tooling with expected release in mid-2016.


● Visit [www.dapol.co.uk](http://www.dapol.co.uk) for more information.

# Absolute Aspects reveals LATEST 'OO' SIGNALS

Model signal specialist Absolute Aspects launched examples of its forthcoming 'OO' gauge LED multi aspect signals at the Warley National Model Railway Exhibition.

Replicating Network Rail's present day prototypes, they will be offered as three and four aspect signals featuring red, yellow and green in the bottom aspect using LEDs while the four-aspect version also features an extra LED in the top aspect.

In addition to standard versions of these new multi aspect signals, customised options can also be ordered featuring dot matrix route indicators, junction indicators, position lights, ID plates and gantries to suit individual requirements at additional cost. 'O' gauge versions of these signals are also being considered.



Available from January 1 2016, prices start from £50.

● For further information visit [www.absoluteaspects.com](http://www.absoluteaspects.com).

## REVOLUTION OPENS 'OO' TEA TANKER PROJECT

■ Crowd sourced model producer Revolution Trains has opened up a project to produce the TEA 100ton bogie tanker for 'OO' gauge following the success of its project for the same vehicle in 'N' gauge.

Revolution is taking expressions of interest via its website with 1,000 orders needed. Production will be handled by Rapido Trains

with the specification calling for etched catwalks, NEM couplings and detail variations. Proposed liveries include VTG red, VTG grey, DB Schenker/EWS grey, VTG blue and Freightliner green.

Prices for single vehicles will be in the range of £35-£39.

● Visit [www.revolutiontrains.com](http://www.revolutiontrains.com) for more information.

# Prototype HST is next for Locomotion

**L**OCOMOTION Models and Rapido Trains' next model will be a ready-to-run 'OO' gauge prototype High Speed Train (HST) power car. The announcement was made at the annual Warley National Model Railway Exhibition in November.

BR's prototype HST was

developed at the Railway Technical Centre in Derby during the early 1970s and it led onto the fleet of Class 43 production HST power cars. One of the prototype power cars, 41001, survives as part of the National Collection and has recently been restored to working order.

The prototype HST power car will be available in a collectable train pack but details of the contents, price and delivery date were unconfirmed as *Hornby Magazine* went to press.

Chairman of Locomotion Joint Management Board Brian Greenwood said: "When we sat

down with the team from Rapido to discuss the introduction of the APT-E we all agreed that once production of the model had started we should move straight into development of the Class 41 prototype HST."

● For more information visit [www.locomotionmodels.com](http://www.locomotionmodels.com).

**Locomotion Models has revealed that the prototype HST will be its next exclusive 'OO' model with Rapido Trains. On August 31 1975 252001 takes part in the Shildon cavalcade. Pathfinder Tours Archive Collection/Railphotoprints.co.uk.**





# GAUGEMASTER.com

## The Online Home of The Engine Shed

### DCC CONTROL



DCC01 Prodigy Express System £149.95



DCC02 Prodigy Advance2 System £279.95




DCC03 Prodigy Advance2 Wireless System £479.95



DCC04 Prodigy Adv2 Backlit Walkaround £129.95



DCC05 Prodigy Wireless Conversion Set £259.95



DCC06 Prodigy Universal Lead £24.95



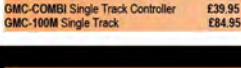
DCC07 Prodigy Walkaround Adapter £9.95



DCC08 Prodigy Express Power Supply Unit £25.95



DCC09 Prodigy Decoder Tester £9.95



DCC10 Prodigy Walkaround £129.95

### DCC CONTROL



DCC01 Prodigy Express System £149.95




DCC02 Prodigy Advance2 System £279.95



DCC03 Prodigy Advance2 Wireless System £479.95



DCC04 Prodigy Adv2 Backlit Walkaround £129.95



DCC05 Prodigy Wireless Conversion Set £259.95



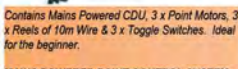
DCC06 Prodigy Universal Lead £24.95



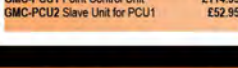
DCC07 Prodigy Walkaround Adapter £9.95



DCC08 Prodigy Express Power Supply Unit £25.95



DCC09 Prodigy Decoder Tester £9.95



DCC10 Prodigy Walkaround £129.95

### CAPACITOR DISCHARGE UNITS



GMC-CDU Capacitor Discharge Unit £13.95




GMC-PM4 Motor Latching Mechanism £6.25



GMC-EM1 N Electro Magnetic Uncoupler £8.95



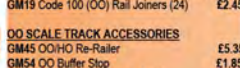
GMC-EM2 Coupling Adaptor Fret (20) £4.95



GMC-TLU OO Tension Lock Uncoupler £10.95



GMC-PM1 Motor with Built-In Switch £5.35



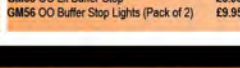
GMC-PM2 Motor No Switch £4.95



GMC-PM4 Motor Latching Mechanism £6.25



GMC-EM1 N Electro Magnetic Uncoupler £8.95



GMC-EM2 Coupling Adaptor Fret (20) £4.95

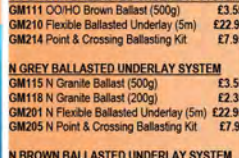
### GM123 Small Fir Trees (50)



GM123 Small Fir Trees (50) £29.95



GM124 Deciduous Trees (25) £19.95



GM125 Spruce Trees (25) £19.95



GM126 Small Fir Trees (50) £29.95



GM127 Small Fir Trees (50) £29.95



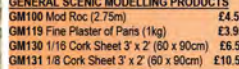
GM128 Small Fir Trees (50) £29.95




GM129 Small Fir Trees (50) £29.95



GM130 Small Fir Trees (50) £29.95



GM131 Small Fir Trees (50) £29.95



GM132 Small Fir Trees (50) £29.95

### GRASS & GRAVEL MATS



GM20 Spring Grass Mat 100cm x 75cm £7.95



GM21 Summer Grass Mat 100cm x 75cm £7.95



GM22 Autumn Grass Mat 100cm x 75cm £7.95



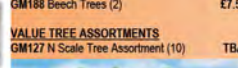
GM23 Gravel Mat 100cm x 75cm £5.95



GM24 Spring Grass Mat 240cm x 120cm £29.95



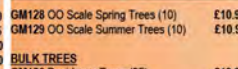
GM140 Meadow Mat - Spring 6mm Grass £8.95




GM141 Meadow Mat - Meadow 6mm Grass £8.95



GM142 Meadow Mat - Spring 12mm Grass £11.95



GM143 Meadow Mat - Spring 12mm Grass £11.95



GM144 Meadow Mat - Beige 6mm Grass £8.95

### MAKE YOUR OWN TREES



GM195 Sealant for Tree Making £19.95



GM156 Light Green Scenic Leaves (50g) £3.65



GM157 Mid Green Scenic Leaves (50g) £3.65



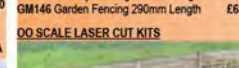
GM158 Dark Green Scenic Leaves (50g) £3.65



GM139 Flowerbeds £11.95



GM175 OO/HO Garden Flowers £9.25



GM176 OO/HO Water Plants £9.25



GM177 OO/HO Garden Plants £9.25



GM178 OO/HO Wild Flowers £9.25



GM136 Spring Grass Tufts £10.95

TENS OF THOUSANDS OF ITEMS ARE IN STOCK NOW. E & OE. WE CAN DELIVER POST FREE TO MOST UK ADDRESSES



Gaugemaster Controls Ltd, Gaugemaster House, Ford Road  
Arundel, West Sussex, BN18 0BN, United Kingdom

Tel - 01903 884488

Fax - 01903 884377 E Mail - [engineshed@gaugemaster.co.uk](mailto:engineshed@gaugemaster.co.uk)



## STRUCTURES

### OO SCALE LASER CUT KITS (Cld.)



GM453 Garden Shed Kit £6.00

### OO SCALE 'FORDHAMPTON' PLASTIC KITS

Fordhampton is a bustling market town on a busy mainline running through the rolling South Downs. With both local and express services steaming through, Fordhampton Station serves all kinds of trains from commuters travelling to and from London as well as excursions to the seaside at Brighton! Wherever you are going the station master will be happy to help you get to your destination.



GM401 Fordhampton Station £25.50



GM402 Fordhampton Signal Box £10.50



GM403 Fordhampton Footbridge £17.50



GM404 Fordhampton Level Crossing £11.50



GM405 Fordhampton 60s Estate House £15.95



GM406 Fordhampton Locomotive Shed £19.95



GM407 Fordhampton Carriage Platforms £9.95

Look out for more additions to Fordhampton as and when planning permission is granted!

## KESTREL DESIGNS

### N GAUGE PLASTIC KITS

- GMKD01 House £4.25
- GMKD02 Shop £3.50
- GMKD03 Bungalow £3.50
- GMKD04 Church with Porch £5.75
- GMKD05 House/Shop Unit with Glazing £5.50
- GMKD06 Two Shop Unit with Glazing £5.50
- GMKD07 Four House Unit £6.50
- GMKD08 Country Station £8.50
- GMKD09 Station Buildings £5.25
- GMKD10 Island Platform with Flat Canopy £8.00
- GMKD11 Flat Canopy £5.75
- GMKD12 Small Signal Box £5.25
- GMKD13B Farm Rail Fencing Brown £3.00
- GMKD13W Farm Rail Fencing White £3.00
- GMKD14 Telegraph Poles £4.25
- GMKD15 Windows Doors & Guttering £2.75
- GMKD16 Platforms (2) £2.25
- GMKD17 Platform Ramps (2) £3.25
- GMKD18 Station Yard Huts £4.25
- GMKD19 Weighbridge & Office £3.25
- GMKD20 Coal Office £5.75
- GMKD21 Level Crossing/Keepers Cottage £3.00
- GMKD22 Four Greenhouses £3.00
- GMKD23 Two Domestic Garages £3.00
- GMKD24 Water Tower £4.50
- GMKD25 Corner Shop £4.50
- GMKD26 Corner Pub £4.50
- GMKD27 Three Storey Townhouse £5.75
- GMKD28 Three Storey Town Shop £5.75
- GMKD29 Modern Station £7.75
- GMKD30 Modern Station Waiting Room £5.50
- GMKD31 Station Masters House £6.25
- GMKD32 Pair Pre War Semi Det. Houses £7.00
- GMKD33 Boilerhouse & Chimney £6.25
- GMKD34 Stable Block £3.75
- GMKD35 Cow Shed £3.50
- GMKD36 Barn £5.75
- GMKD37 Farm House £7.25



- GMKD38 Steel Footbridge £7.25
- GMKD39 Modern Industrial Unit £5.75
- GMKD40 Modern Fire Station £7.00
- GMKD41 Platforms Wide (2) £3.25
- GMKD42 Platform Ramps Wide (2) £2.75
- GMKD43 Goods Shed £7.50
- GMKD1000 Town Station £16.95
- GMKD1001 Old Factory with Chimney £19.95

### N GAUGE LASER CUT KITS

The same as the ultra detailed OO equivalents (GM451/GM452/GM453) - pack sizes vary from the 4mm versions though

- GMKD51 Wooden Fencing £5.00
- GMKD52 Lattice Fencing £5.00
- GMKD53 Garden Sheds (2) £5.00

### N GAUGE VALUE KIT SETS

- GMKD2000 Station Set £14.95
- GMKD2001 Town Set £12.95
- GMKD2002 Suburban Set £14.95
- GMKD2003 Farm Set £16.95



GM405 Fordhampton 60s Estate House £15.95



GM406 Fordhampton Locomotive Shed £19.95



GM407 Fordhampton Carriage Platforms £9.95

Look out for more additions to Fordhampton as and when planning permission is granted!

### GENERAL MODELLING TOOLS

- GM08 Modelstrip (115mm) £6.95
- GM26 Track Rubber £3.15
- GM27 Jointed Track Rubber £5.75
- GM600 A2 Cutting Mat £14.95
- GM601 A3 Cutting Mat £9.95
- GM602 A4 Cutting Mat £4.95
- GM603 A5 Cutting Mat £2.95
- GM604 Round Nose Pliers £6.75
- GM605 Flat Nose Pliers £6.75
- GM606 Side Cutters £6.75
- GM607 Half Round Pliers £6.75
- GM608 Bent Nose Pliers £6.75
- GM609 S/Steel Tweezers (4) £7.95
- GM610 Double Ended Pin Vice £5.75
- GM611 Sawset 1 w/ Scalpel Handle £9.50
- GM613 Trim-away Knife £3.75
- GM614 S/S Scalpel & Blades £4.95
- GM615 Plastic Scalpel & Blades £5.50
- GM616 Cutting Knife & 5 Blades £5.95
- GM617 Pick-Up Tool £5.95
- GM618 Magnifier Tweezers £3.95
- GM621 Locking forceps Curved £6.75
- GM624 Swivel Top Pin Vice £6.50
- GM625 Curved Tweezer R/Action £3.95
- GM626 Straight Tweezer R/Action £3.95
- GM627 Blunt End Tweezer R/Action £3.95
- GM629 Cutting Discs (10) £4.75
- GM630 Screw Top Mandrels (3) £4.25
- GM631 Slicing Discs (10) & Mandrel £6.75
- GM632 Budget Needle File Set £4.75
- GM633 Glass Fibre Pencil 4mm £4.75
- GM634 4mm G/Fibre Refills (10) £4.50
- GM635 2mm Glass Fibre Refills £4.50
- GM636 2mm G/Fibre Refills (5) £5.75
- GM638 Cutting Broaches 0.6-2.0 £5.75
- GM640 Archimedian Drill Stock £7.75
- GM641 HSS Jobbers Drills 0.5 (5) £5.50
- GM642 HSS Jobbers Drills 0.8 (5) £6.25
- GM643 HSS Jobbers Drills 1.0 (5) £6.25
- GM644 HSS Jobbers Drills 1.2 (5) £6.25
- GM645 HSS Jobbers Drills 1.5 (5) £6.25
- GM646 HSS Jobbers Drills 1.8 (5) £6.25
- GM647 HSS Jobbers Drills 2.0 (5) £3.50
- GM648 Microbore Drills 0.3-1.6 £5.75
- GM649 Microbore HSS Twist Drill Bits 61-80 £10.95
- GM650 HSS Jobbers Drills 0.3 (5) £3.95
- GM651 HSS Jobbers Drills 0.4 (5) £3.95
- GM652 HSS Jobbers Drills 0.6 (5) £3.95
- GM653 HSS Jobbers Drills 0.7 (5) £3.95
- GM654 HSS Jobbers Drills 0.9 (5) £3.95
- GM655 Spare Blades for GM616 £2.50
- GM656 Spare Blades for GM616 £2.50
- GM660 Pick n Place Twin Pack £7.75
- GM661 Economy Sprue/Plastic Cutter £4.50
- GM662 Clip on Magnifying Eye Glass £6.50
- GM669 Pin Pusher with Depth Stop £9.95
- GM670 Deluxe Paintbrush Set £9.95



- GM683 Soft Grip Knife Set with Blades £6.95
- GM684 Spare Blades for GM683 £1.50
- GM693 Value Model Railway Drill £9.95
- GM694 Mains Powered Value Drill £16.95
- GM695 Model Railway Screwdriver Set £4.95
- GM696 Masking Tape 8mm x 18m (2) £2.25
- GM697 Masking Tape 10mm x 18m (2) £2.25
- GM698 Masking Tape 18mm x 18m (1) £2.75

- GM672 Razor Saw Superfine £13.95
- GM673 3 in 1 Saw Set £10.95
- GM674 Razor Saw Fine £10.95
- GM675 Razor Saw Medium £14.95
- GM676 Aluminum Mitre Box £10.95
- GM677 Fine Woodrill Saw £14.95
- GM678 Flush Cutting Saw £11.95
- GM679 Universal Razor Saw £11.95

- GM680 15W 230V Soldering Iron £14.95
- GM681 25W 230V Soldering Iron £18.95
- GM682 40W 230V Soldering Iron £3.50
- GM683 15W No.8 Tip £3.50
- GM684 25W No.8 Tip £3.75
- GM685 25W No.7 Tip £3.75
- GM686 25W No.6 Tip £3.75
- GM687 40W No.6 Tip £3.75
- GM688 40W No.7 Tip £3.75
- GM689 40W No.8 Tip £3.75

- GM690 15W No.8 Tip £3.50
- GM691 25W No.8 Tip £3.75
- GM692 25W No.7 Tip £3.75
- GM693 25W No.6 Tip £3.75
- GM694 40W No.6 Tip £3.75
- GM695 40W No.7 Tip £3.75
- GM696 40W No.8 Tip £3.75

- GM697 40W No.6 Tip £3.75
- GM698 40W No.7 Tip £3.75
- GM699 40W No.8 Tip £3.75

- GM690 15W No.8 Tip £3.50
- GM691 25W No.8 Tip £3.75
- GM692 25W No.7 Tip £3.75
- GM693 25W No.6 Tip £3.75
- GM694 40W No.6 Tip £3.75
- GM695 40W No.7 Tip £3.75
- GM696 40W No.8 Tip £3.75

- GM697 40W No.6 Tip £3.75
- GM698 40W No.7 Tip £3.75
- GM699 40W No.8 Tip £3.75

- GM690 15W No.8 Tip £3.50
- GM691 25W No.8 Tip £3.75
- GM692 25W No.7 Tip £3.75
- GM693 25W No.6 Tip £3.75
- GM694 40W No.6 Tip £3.75
- GM695 40W No.7 Tip £3.75
- GM696 40W No.8 Tip £3.75

- GM697 40W No.6 Tip £3.75
- GM698 40W No.7 Tip £3.75
- GM699 40W No.8 Tip £3.75

- GM690 15W No.8 Tip £3.50
- GM691 25W No.8 Tip £3.75
- GM692 25W No.7 Tip £3.75
- GM693 25W No.6 Tip £3.75
- GM694 40W No.6 Tip £3.75
- GM695 40W No.7 Tip £3.75
- GM696 40W No.8 Tip £3.75

- GM697 40W No.6 Tip £3.75
- GM698 40W No.7 Tip £3.75
- GM699 40W No.8 Tip £3.75

- GM690 15W No.8 Tip £3.50
- GM691 25W No.8 Tip £3.75
- GM692 25W No.7 Tip £3.75
- GM693 25W No.6 Tip £3.75
- GM694 40W No.6 Tip £3.75
- GM695 40W No.7 Tip £3.75
- GM696 40W No.8 Tip £3.75

- GM697 40W No.6 Tip £3.75
- GM698 40W No.7 Tip £3.75
- GM699 40W No.8 Tip £3.75

- GM690 15W No.8 Tip £3.50
- GM691 25W No.8 Tip £3.75
- GM692 25W No.7 Tip £3.75
- GM693 25W No.6 Tip £3.75
- GM694 40W No.6 Tip £3.75
- GM695 40W No.7 Tip £3.75
- GM696 40W No.8 Tip £3.75

### GENERAL MODELLING TOOLS

- GM506 Mini-Toggle DPDT £2.70
- GM507 Mini-Toggle SPST £2.40
- GM508 Mini-Toggle SPDT £2.40
- GM509 Mini-Toggle SPDT (Cioff) £2.40
- GM510 Mini-Toggle for Point Motors £2.65
- GM511 Mini-Toggle for G Point Motors £3.60
- GM512 Push to Break Black (5) £5.95
- GM513 Push to Make Black (5) £2.75
- GM514 Push to Make Blue (5) £2.75
- GM515 Push to Make Green (5) £2.75
- GM516 Push to Make Red (5) £2.75
- GM517 Push to Make White (5) £2.75
- GM518 Push to Make Yellow (5) £2.75
- GM519 Rotary Switch 1 Pole 12 Way £2.75
- GM520 Rotary Switch 2 Pole 6 Way £3.70
- GM521 Rotary Switch 3 Pole 4 Way £3.70
- GM522 Rotary Switch 4 Pole 3 Way £3.70
- BPGM501 Slide Switch DPDT (25) £12.95
- BPGM502 Slide Switch DPDT (Cioff) (25) £12.95
- BPGM503 Toggle Switch SPST (25) £34.95
- BPGM504 Toggle Switch DPDT (25) £42.95
- BPGM505 Mini-Toggle DPDT (Cioff) (25) £44.95
- BPGM506 Mini-Toggle DPDT (25) £42.95
- BPGM507 Mini-Toggle SPST (25) £34.95
- BPGM508 Mini-Toggle SPDT (25) £34.95
- BPGM509 Mini-Toggle SPDT (Cioff) (25) £38.95
- BPGM510 Mini-Toggle for Point Motors (25) £44.95
- BPGM513 Push to Make Black (25) £9.95
- BPGM514 Push to Make Blue (25) £9.95
- BPGM515 Push to Make Green (25) £9.95
- BPGM516 Push to Make Red (25) £9.95
- BPGM517 Push to Make White (25) £9.95
- BPGM518 Push to Make Yellow (25) £9.95

### WIRE

- GM10 Wire Red/Black/Green (10m of each) £15.50
- GM11BK Wire Black 7 x 0.2mm (10m) £5.95
- GM11BL Wire Blue 7 x 0.2mm (10m) £5.95
- GM11BN Wire Brown 7 x 0.2mm (10m) £5.95
- GM11GN Wire Green 7 x 0.2mm (10m) £5.95
- GM11GR Wire Grey 7 x 0.2mm (10m) £5.95
- GM11O Wire Orange 7 x 0.2mm (10m) £5.95
- GM11P Wire Pink 7 x 0.2mm (10m) £5.95
- GM11PW Wire Purple 7 x 0.2mm (10m) £5.95
- GM11R Wire Red 7 x 0.2mm (10m) £10.95
- GM11W Wire White 7 x 0.2mm (10m) £10.95
- GM11Y Wire Yellow 7 x 0.2mm (10m) £10.95
- BPGM11BK Black Wire 7 x 0.2mm (100m) £7.95
- BPGM11BL Blue Wire 7 x 0.2mm (100m) £7.95
- BPGM11BN Brown Wire 7 x 0.2mm (100m) £7.95
- BPGM11GN Green Wire 7 x 0.2mm (100m) £7.95
- BPGM11GR Grey Wire 7 x 0.2mm (100m) £7.95
- BPGM11O Orange Wire 7 x 0.2mm (100m) £7.95
- BPGM11P Pink Wire 7 x 0.2mm (100m) £7.95
- BPGM11PW Purple Wire 7 x 0.2mm (100m) £7.95
- BPGM11R Red Wire 7 x 0.2mm (100m) £7.95
- BPGM11Y Yellow Wire 7 x 0.2mm (100m) £7.95

### GENERAL ELECTRICAL ACCESSORIES

- GM12 Cold Lead (Pin/Bare Wire) £4.55
- GM14 Crimped Pin Terminals (6) £2.95
- GM15 Ring Terminals (6) £1.95
- GM16 Pair Connecting Leads (Pin/Pin) £4.95
- GM28 Crocodile Clips Red/Black Pair £1.65
- GM29 Knob for Rotary Switches & Pots £2.75
- GM40 1.5a Rectifier £4.95
- GM41 Thermal Cut-Out 1 Amp £3.95
- GM42 Thermal Cut-Out 2.5 Amp £3.95
- GM75 FS6 6-Way Din Plug-Socket £2.95
- GM77 12-Way Poly Terminal Block £1.95
- GM89 Pack of 5 Amp Fuses (5) £2.65

### LIGHTING

- GM61 Micro LED White (4) £7.95
- GM62 Micro LED Red (4) £7.95
- GM63 Micro LED Blue (4) £7.95
- GM64 Micro LED Orange (4) £7.95
- GM69 Grain of Wheat Bulb 12v Yellow (5) £3.95
- GM70 Grain of Wheat Bulb 12v Red (5) £3.95
- GM71 Grain of Wheat Bulb 12v Clear (5) £3.95
- GM72 Grain of Wheat Bulb 12v Green (5) £3.95
- GM73 Grain of Wheat Bulb 12v Orange (5) £3.95
- BPGM69 GOW 12v Yellow (100) £49.95
- BPGM70 GOW Bulb 12v Red (100) £49.95
- BPGM71 GOW Bulb 12v Clear (100) £49.95
- BPGM72 GOW Bulb 12v Green (100) £49.95
- BPGM73 GOW Bulb 12v Orange (100) £49.95
- GM80 LED Green 3mm 12v (5) £2.25
- GM81 LED Red 3mm 12v (5) £2.25
- GM82 LED Yellow 3mm 12v (5) £2.25
- GM83 LED Green 5mm 12v (5) £1.95
- GM84 LED Red 5mm 12v (5) £1.95
- GM85 LED Yellow 5mm 12v (5) £1.95
- GM76 Resistor 1K Ohm for LEDs (10) £1.60

- GM86 Small Magnets (10) £5.50
- GM87 Medium Magnets (10) £5.75
- GM88 Large Magnets (10) £6.00
- GM98 3v Bulbs (10) & Capacitors (5) £5.95
- GM99 Pack of Reeds & 5 Magnets £13.95

### UNIVERSAL RELAY SWITCH

- GM500 Universal Relay Switch (Single) £5.25
- BPGM500 Universal Relay Switch (3) £13.95

- GM506 Mini-Toggle DPDT £2.70
- GM507 Mini-Toggle SPST £2.40
- GM508 Mini-Toggle SPDT £2.40
- GM509 Mini-Toggle SPDT (Cioff) £2.40
- GM510 Mini-Toggle for Point Motors £2.65
- GM511 Mini-Toggle for G Point Motors £3.60
- GM512 Push to Break Black (5) £5.95
- GM513 Push to Make Black (5) £2.75
- GM514 Push to Make Blue (5) £2.75
- GM515 Push to Make Green (5) £2.75
- GM516 Push to Make Red (5) £2.75
- GM517 Push to Make White (5) £2.75
- GM518 Push to Make Yellow (5) £2.75
- GM519 Rotary Switch 1 Pole 12 Way £2.75
- GM520 Rotary Switch 2 Pole 6 Way £3.70
- GM521 Rotary Switch 3 Pole 4 Way £3.70
- GM522 Rotary Switch 4 Pole 3 Way £3.70
- BPGM501 Slide Switch DPDT (25) £12.95
- BPGM502 Slide Switch DPDT (Cioff) (25) £12.95
- BPGM503 Toggle Switch SPST (25) £34.95
- BPGM504 Toggle Switch DPDT (25) £42.95
- BPGM505 Mini-Toggle DPDT (Cioff) (25) £44.95
- BPGM506 Mini-Toggle DPDT (25) £42.95
- BPGM507 Mini-Toggle SPST (25) £34.95
- BPGM508 Mini-Toggle SPDT (25) £34.95
- BPGM509 Mini-Toggle SPDT (Cioff) (25) £38.95
- BPGM510 Mini-Toggle for Point Motors (25) £44.95
- BPGM513 Push to Make Black (25) £9.95
- BPGM514 Push to Make Blue (25) £9.95
- BPGM515 Push to Make Green (25) £9.95
- BPGM516 Push to Make Red (25) £9.95
- BPGM517 Push to Make White (25) £9.95
- BPGM518 Push to Make Yellow (25) £9.95

- GM506 Mini-Toggle DPDT £2.70
- GM507 Mini-Toggle SPST £2.40
- GM508 Mini-Toggle SPDT £2.40
- GM509 Mini-Toggle SPDT (Cioff) £2.40
- GM510 Mini-Toggle for Point Motors £2.65
- GM511 Mini-Toggle for G Point Motors £3.60
- GM512 Push to Break Black (5) £5.95
- GM513 Push to Make Black (5) £2.75
- GM514 Push to Make Blue (5) £2.75
- GM515 Push to Make Green (5) £2.75
- GM516 Push to Make Red (5) £2.75
- GM517 Push to Make White (5) £2.75
- GM518 Push to Make Yellow (5) £2.75
- GM519 Rotary Switch 1 Pole 12 Way £2.75
- GM520 Rotary Switch 2 Pole 6 Way £3.70
- GM521 Rotary Switch 3 Pole 4 Way £3.70
- GM522 Rotary Switch 4 Pole 3 Way £3.70
- BPGM501 Slide Switch DPDT (25) £12.95
- BPGM502 Slide Switch DPDT (Cioff) (25) £12.95
- BPGM503 Toggle Switch SPST (25) £34.95
- BPGM504 Toggle Switch DPDT (25) £42.95
- BPGM505 Mini-Toggle DPDT (Cioff) (25) £44.95
- BPGM506 Mini-Toggle DPDT (25) £42.95
- BPGM507 Mini-Toggle SPST (25) £34.95
- BPGM508 Mini-Toggle SPDT (25) £34.95
- BPGM509 Mini-Toggle SPDT (Cioff) (25) £38.95
- BPGM510 Mini-Toggle for Point Motors (25) £44.95
- BPGM513 Push to Make Black (25) £9.95
- BPGM514 Push to Make Blue (25) £9.95
- BPGM515 Push to Make Green (25) £9.95
- BPGM516 Push to Make Red (25) £9.95
- BPGM517 Push to Make White (25) £9.95
- BPGM518 Push to Make Yellow (25) £9.95

- GM506 Mini-Toggle DPDT £2.70
- GM507 Mini-Toggle SPST £2.40
- GM508 Mini-Toggle SPDT £2.40
- GM509 Mini-Toggle SPDT (Cioff) £2.40
- GM510 Mini-Toggle for Point Motors £2.65
- GM511 Mini-Toggle for G Point Motors £3.60
- GM512 Push to Break Black (5) £5.95
- GM513 Push to Make Black (5) £2.75
- GM514 Push to Make Blue (5) £2.75
- GM515 Push to Make Green (5) £2.75
- GM516 Push to Make Red (5) £2.75
- GM517 Push to Make White (5) £2.75
- GM518 Push to Make Yellow (5) £2.75
- GM519 Rotary Switch 1 Pole 12 Way £2.75
- GM520 Rotary Switch 2 Pole 6 Way £3.70
- GM521 Rotary Switch 3 Pole 4 Way £3.70
- GM522 Rotary Switch 4 Pole 3 Way £3.70
- BPGM501 Slide Switch DPDT (25) £12.95
- BPGM502 Slide Switch DPDT (Cioff) (25) £12.95
- BPGM503 Toggle Switch SPST (25) £34.95
- BPGM504 Toggle Switch DPDT (25) £42.95
- BPGM505 Mini-Toggle DPDT (Cioff) (25) £44.95
- BPGM506 Mini-Toggle DPDT (25) £42.95
- BPGM507 Mini-Toggle SPST (25) £34.95
- BPGM508 Mini-Toggle SPDT (25) £34.95
- BPGM509 Mini-Toggle SPDT (Cioff) (25) £38.95
- BPGM510 Mini-Toggle for Point Motors (25) £44.95
- BPGM513 Push to Make Black (25) £9.95
- BPGM514 Push to Make Blue (25) £9.95
- BPGM515 Push to Make Green (25) £9.95
- BPGM516 Push to Make Red (25) £9.95
- BPGM517 Push to Make White (25) £9.95
- BPGM518 Push to Make Yellow (25) £9.95

- GM506 Mini-Toggle DPDT £2.70
- GM507 Mini-Toggle SPST £2.40
- GM508 Mini-Toggle SPDT £2.40
- GM509 Mini-Toggle SPDT (Cioff) £2.40
- GM510 Mini-Toggle for Point Motors £2.65
- GM511 Mini-Toggle for G Point Motors £3.60
- GM512 Push to Break Black (5) £5.95
- GM513 Push to Make Black (5) £2.75
- GM514 Push to Make Blue (5) £2.75
- GM515 Push to Make Green (5) £2.75
- GM516 Push to Make Red (5) £2.75
- GM517 Push to Make White (5) £2.75
- GM518 Push to Make Yellow (5) £2.75
- GM519 Rotary Switch 1 Pole 12 Way £2.75
- GM520 Rotary Switch 2 Pole 6 Way £3.70
- GM521 Rotary Switch 3 Pole 4 Way £3.70
- GM522 Rotary Switch 4 Pole 3 Way £3.70
- BPGM501 Slide Switch DPDT (25) £12.95
- BPGM502 Slide Switch DPDT (Cioff) (25) £12.95
- BPGM503 Toggle Switch SPST (25) £34.95
- BPGM504 Toggle Switch DPDT (25) £42.95
- BPGM505 Mini-Toggle DPDT (Cioff) (25) £44.95
- BPGM506 Mini-Toggle DPDT (25) £42.95
- BPGM507 Mini-Toggle SPST (25) £34.95
- BPGM508 Mini-Toggle SPDT (25) £34.95
- BPGM509 Mini-Toggle SPDT (Cioff) (25) £38.95
- BPGM510 Mini-Toggle for Point Motors (25) £44.95
- BPGM513 Push to Make Black (25) £9



# Dorehill St Stevens

This massive 'OO' gauge layout is a whole railway system in miniature. Soar Valley MRC chairman **JOHN ELLIOTT** describes its conception, construction and fascinating operation.

**PHOTOGRAPHY, MIKE WILD**





## STATISTICS

<b>Owner:</b>	Soar Valley MRC
<b>Scale:</b>	'OO'
<b>Length:</b>	41ft 9in
<b>Width:</b>	14ft 6in
<b>Track:</b>	Peco code 100
<b>Control:</b>	Analogue
<b>Period:</b>	BR London Midland Region, 1960s



A Beyer Garratt 2-6-0+0-6-2 leads a long loaded coal train on the main line from Dorehill St Stevens as an Ivatt '4MT' 2-6-0 leads a mixed goods on the slow lines.



A BR '4MT' 2-6-0 leads a rake of Mk 1 non-corridor stock round the curve from Nottingham into Dorehill.

**T**HE MOST IMPORTANT thing about Dorehill is that it was built with many hands as a club project encompassing all levels of aspirations. The design of

Dorehill was a result of many minds, each having their own priority and coming from all the members of Soar Valley MRC (SVMRC). The main consideration was to learn from our previous 'OO' gauge layout Barksby & Kenelton measuring 43ft x 12ft, which had been successfully on the exhibition circuit from 1988 to 2004.

The period selected is 1958 to 1961. The area is BR London Midland Region, North Midland to South Yorkshire or thereabouts with Eastern Region trains transgressing sometimes. We have tried to be prototypical and have been as accurate as our minds allow. We are in it for the pleasure and enjoyment, and trying to give the impression of a real railway.

Our previous effort had double beamed 8ft x 3ft baseboards with many cross members. They were heavy and needed four willing hands to carry each and even that was with difficulty. This time the boards are 6ft x 3ft and 6ft x 2ft 6in with single battening and no cross members. The baseboard tops are of 12mm exterior plywood. This time only two people are needed to carry them. Common legs that slot in underneath instead of bulky trestles also help.

We have tried to present a railway passing through the countryside or town not the other way around and cuttings and banks should appear to have actually been created to let the railway pass through or over.

Dorehill measures 41ft 9in x 14ft 6in with all round viewing, the storage yard being down the centre - just visible to the outside viewer but not intrusive enough to spoil the illusion that there are no hands from above changing

stock and that the world does continue beyond the tunnel and scenic breaks.

The track is Peco code 100 throughout. This is for the simple reason that as a club layout anyone with any stock can have a run if it fits. Some operating nights can be quite humorous with coarse scale Triang competing with the most detailed scratchbuilt locomotive to an old 'Blue Pullman' running with the latest Bachmann DMU. Selected and detailed stock is kept for programmed running sessions and for the exhibition circuit, for which we practice regularly to try to give justice to the layout.

## CONTROL

Electrics for Dorehill remain analogue with Gaugemaster controllers. Digital Command Control (DCC) was considered but using such diverse stock it was thought an impossible concept and only a few members had DCC fitted models.

The SVMRC has built a purpose built DCC layout as a test for us to evaluate. This will serve to satisfy and allow us to learn more about this technology. The control panels themselves are of schematic design with the actual track diagram fixed to the tops into which push buttons for the points, toggle switches for sections, communication lights and isolators are placed.

The actual controllers are panel mounted to avoid being an obstacle to moving hands. Signals are also operated with toggle switches placed adjacent to their real position on the track diagram. Communication switches are labelled with corresponding coloured lights. Outbound lights are green, inbound red and goods only amber. This system applies for all panels.

## OPERATION

As can be seen from the track diagram Dorehill has five through platforms - three north and two south, with a single »





**Left: Beyer  
Garrett**  
2-6-0+0-6-2  
47981 rounds the  
curve from the  
Birmingham line  
with loaded coal  
hoppers.

**Below:**  
With six  
platform faces  
Dorehill is a busy  
station. A Class 25  
has just arrived  
with a stopping  
service while  
behind a Stanier  
'Black Five' and  
a Class 105 DMU  
await departure  
time.

bay platform northbound and a goods avoiding line in each direction. These have two sections which can be used by both controllers, their occupation being illuminated red or green on the control panel, as are parts of the station approaches at both ends of the station. These sections allow continuous operating in both directions, except for the obvious crossing of lines to gain access to the bay, parcels depot, two-way and return running. Trains can enter Dorehill station from Birmingham then return 'wrong line' to the junction thence to London. There are similar operations from the north.

Incorporated into the station control area is the small goods depot which gains its access from the north. All platforms and approaches are signalled with mainly two aspect colour lights but the northern approaches are semaphore with a theatre display giving platform numbers. Beyond each end of the station is a junction. The south end diverges to a twin track branch we call 'to Birmingham' and the main line onto London and the south. The other end splits into the line to Newboldon and the north with the left-hand junction to Nottingham. The main line slow goods traffic takes the Nottingham and London line.

A different concept is used for the main lines and Newbold Junction. The up and down lines are controlled independently to provide fluent operation. Just as the tracks come in from the east they diverge, hence the junction part of the name. We now have four platforms. Nos. 3 and 4 go off to Derby (back into the storage yard) and from Derby. Platforms 1 and 2 go off to Leeds and from the north. At the same time the dual goods line joins at the station throat. A problem arises here as the Derby trains now share the running lines. When a goods train is required to occupy the line the controller just throws the points and switch which changes the occupation current to the goods controller. Then the goods goes >>





through the station. When clear it reverts back and normal operation continues. Trains to or from platforms 1 and 2 still operate independently and this allows up to four trains to be moving at the same time.

All lines are signalled, mostly with semaphores on this section, the main controller operating the goods signals through Newbolden station.

## HIDDEN HUB

The storage yard is the hub of the layout, setting the pace for the timetable. Two operators - one for outbound north and in south and the other out south and in north. All routes are sectionalised to both controllers allowing trains to move in and out at the same time. All this needs practice, hence our regular club night running sessions. Entrance and exits are under signal control, one end semaphore, the other two aspect colour light.

There are 19 passenger lines in the fiddle yard and at an exhibition they hold seven corridor trains from seven to 11 coach formations. There are three different non-

corridor stock rakes and six Diesel Multiple Units and several fast freights which are marshalled as required. The ten goods fiddle tracks are allied to the main fiddle yard and hold full trains. These are fed into the main system as required and needed.

The goods yard is an independent section with its own operator. It marshals, shunts and return feeds back to the fiddle yard. This is a very important operation as it keeps movement along the line and acts as entertainment when a delay in passenger movement occurs. This is where the practice comes in.

Control of movement is by sequence timetable. Each passenger and fast freight train has a movement number. This is followed by each controller as the trains pass around the layout and as long as this number is followed, everything goes well. All trains start in the fiddle yard and the sequence to release a train into the system is followed. Each panel has an offer switch to a destination. This is operated and a corresponding red light illuminates on the recipient's panel. If all is clear then

a return switch is operated illuminating green on the sender's panel and the train is allowed to move onwards out of one section to the next. This system continues until the train returns to the fiddle yard or terminates at Dorehill. Each destination has its own switch and recipient response light. There are five destinations out and back from the fiddle yard. This gives a multitude of varying train movements which not only entertain the viewer but the operators themselves. The programme runs for approximately 70 outward moves and back: it does not include goods workings which as mentioned are filtered in as traffic allows using the independent goods line.

## SCENERY

The scenics on Dorehill have been quite a task if not a labour of love. With over 112ft of viewing area to be created, and more than 140 buildings required only three years were allocated to complete the exercise. The layout construction itself and electrics were completed within the first year and have been exhibited in their raw state at »







**5** Left: A Stanier 'Black Five' and a BR '9F' pass on the approach to Dorehill station.

**6** Below: A Class 40 approaches Newbolden Junction with a working from Derby. Many of the buildings are scratchbuilt with the terrace houses coming from the Hornby Skaledale range.





our open day which we hold every two years or so. This gave us the opportunity to test the system before starting on scenery.

The scene was set, but where do you start? At the beginning, so we began at each end of Dorehill station, working in two directions. This enabled us to have continuity and not overcrowd each other while working.

The first major area was Tetley Tunnel for which wooden frames were constructed and interwoven strips of card for the surface paper glued thereon. Woodland

Scenics is our favourite supplier and its wide variety of flocks and shrubbery and real horsehair do the trick admirably. Peco fencing and our own modelling clay walling complete the picture.

Before going too far with scenic effects there is the eternal problem of ballast. How many ways there are! We acquired about 50kg of magnesium granules from RT Models near Monmouth. It looks and feels just right for 'OO' and even 'N' gauges.

Half fill a small bowl with ballast, cover the surface with wood glue, add a little water and mix until it is a smooth paste. If the mix is too thin add more ballast, then with a 6in rule or similar instrument, poke a little at a time between the sleepers. Pat down with your finger and using the flat of the rule make the edge. It sounds messy and it is, but

the finish is just like the real thing so the effort is well worthwhile.

If the colour looks too new, a simple solution is: make a cup of black tea with six bags, let it brew

a while - you have the best weathering agent for your trackbed we know of.

A lot of the ground area around stations, goods yards and other railway property is ash. We are very lucky where we are as there is a bell foundry called Taylor's, a famous institution still casting today. A small request to their manager and a huge sack of used casting sand was acquired. It has burnt brown just like real ash and so is very easy to apply on

areas that just need that ash effect.

At the north end of Dorehill is a large triangle which gave the opportunity to vary the levels down as well as up. A canal basin developed below a viaduct and a second viaduct was built into the side of the embankment. The adjacent buildings had to be scratchbuilt from photographs of real structures. The real thing is always best to copy if possible. The method for the banks, cuttings and hillside is different from the tunnel. Wooden formers were made but good card placed over and glued and stapled to the formers then covered in filler and brushed to form the contours.

Bridges and viaducts also had to be scratchbuilt but some of the village buildings were modified Skaledale. They really look the part as long as they are selected with care as can be seen from the accompanying photographs. Over half of the scenics were completed by the second year, still on schedule. Dorehill premiered at our own club exhibition.

Newbolden station was next, a station of four platforms on a curve. A large sheet of 2mm card was placed over the area »

## *"The scenery on Dorehill has been a labour of love."*

**JOHN ELLIOTT**





and carefully the whole station was cut, allowing the road to be at platform height. The same method was used for the middle and inside platform. The whole platform surface was glued, allowed to dry tacky and flagstones were etched by hand. Shops in the surrounding area were scratchbuilt by necessity of shape and fit. The footbridge is also scratchbuilt, but out of need of time all terrace houses and other shops are Skaledale, nearly 40 of them in all.

## FINAL PHASE

The last 30ft apart from Dorehill was now tackled. This was to be a goods yard that worked as well as it looked. This had been thrashed out in the design stage and was probably the most contentious part. As can be seen access and exit is gained from the Newbolden end. The other exit north was a compromise but is useful for operating

potential. The colliery line bears off to the left at the north end, disappearing through a bridge and on to the storage yard.

The actual scenery design was a compendium of ideas but two members

stepped forward with their usual sensibility and created the goods yard. One also made the ventilating towers on the tunnel adjacent to the yard, which, incidentally, does disgorge smoke from a small generator below, and the other made the control panel, so that whole area was left in their capable hands.

The row of scratchbuilt buildings to the south of Dorehill and above were from our previous layout, much modified but fitting the bill. The buildings behind the platforms

of Dorehill were also from Barksby and Kenelton, with new builds blending in.

Beyond the triangle on the way back to the fiddle yard there is probably the greatest amount of scratchbuilding. Looking from

the viewer's side the triangle's six lines converge to a tunnel topped by a large conglomeration of high industrial buildings. These are based on the outgoing tunnel

at Birmingham New Street Station taken from an old Bradford and Barton book. They give the impressive look that was sought to give great effect to the viewer and hide the storage yard entrance.

Adjacent to the triangle is the motive power depot and parcel building which is next to the engine shed. This was »

*“Before going too far with scenery there was the problem of ballast.”*

**JOHN ELLIOTT**





**07** Right: A Johnson '2F' 0-6-0 rumbles through Newbolden with a mixed rake of loco coal wagons.

**08** Right centre: Alongside the main line at Newbolden is the busy market.

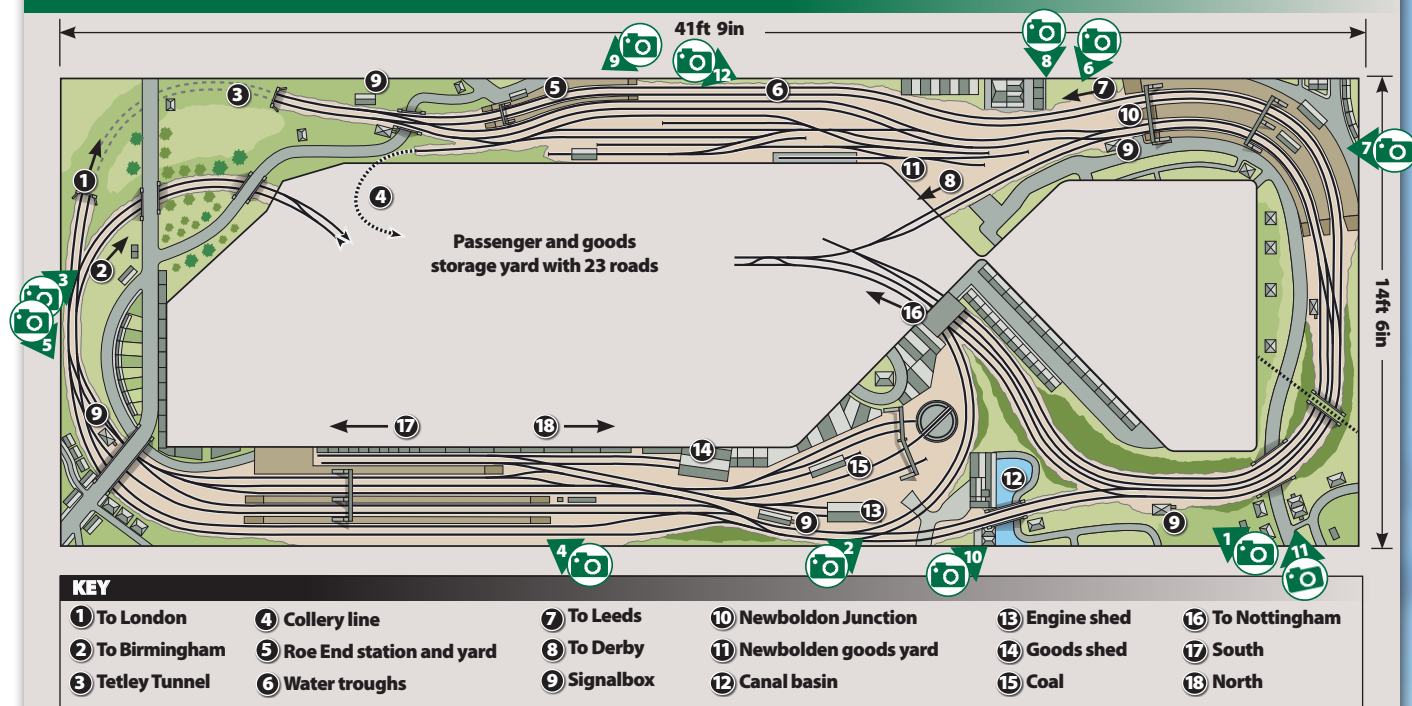
**09** Bottom right: At Roe End station a Derby Lightweight DMU restarts after a brief stop while a 'Super D' waits for a clear route out onto the line through Tetley Tunnel.

**10** Below: A Fairburn 2-6-4T crosses the canal with a stopping train as a '9F' 2-10-0 leads a long iron ore train on the goods line.





## DOREHILL ST STEVENS TRACK DIAGRAM (NOT TO SCALE)



scratchbuilt as were the coaling plant and sand dryer. Commercial etchings were used for the windows. The parcels shed windows were acetate printed to save time. The footbridge and scenics were all the hand of one member. As mentioned at the beginning many hands have made this layout.

Dorehill St Stevens station is named after three club members, the last sadly no longer with us. The actual main building is based on the former Derby Midland station. The method of construction is basically the same as the platforms. The whole building was marked out on 1.5mm card this time, covered in white wood glue and when almost dry the brickwork was scribed into it. Windows and doors were cut out, edges painted, windows attached and walls glued in position. Card floors and strengtheners were added. The roof is made in the same way then fixed to the walls. It all sounds so simple but many years of practice got the results good enough to exhibit.

The main platforms at Dorehill were made in the same way as the others but scribed with paving slabs and weathered as the buildings. The white edges are strips of thin sticky quality paper from a printer, cut with a very sharp knife. Each platform has its waiting rooms and other structures made in the same way as the main building.

At this point there were five months until the layout's first official showing. The main station platforms, their structures and platform footbridge needed starting, let alone completing, along with fine detail to be added including people, vehicles, a host of signs and those items that nobody sees unless they are missing - telegraph poles being the major one as well as a backscene.

We used 6mm plywood for the backscene boards. These are painted with white emulsion and a little colour, along with

clouds and hand painted continuation scenes, buildings in perspective and hills. The rear of the backboards were painted with blackboard paint, and these edges allow the eye to focus on the layout without spoiling the illusion.

### MAIN ATTRACTION

The difficulty with such a large layout, apart from the obvious problems of storage, transport and number of operators, is the ability to see where your train is. A solution, although a little expensive, is CCTV cameras. The monitor at Dorehill is provided with three cameras and the monitor at Newboldon with two. This covers all the hidden lines. The cost was probably around £200: this is why we join a model railway club - what one cannot afford, collectively we can.

A main attraction at Dorehill is the display board, about 2ft x 18in. It displays by a myriad of LEDs showing the departures from the station controlled by a touch screen computer. This is operated as the train is leaving, moving up the screen to make way for the next event and eliminating the departing train. Up to ten departures are displayed at any one time. There is a special touch button to announce arrivals but after a while this can be irritating to the operators and viewer alike and is kept to a minimum for effect.

The main premise of operation is to run the layout like the real thing, so there is no 'tail chasing' or creating a racetrack effect. There is always something moving somewhere on the layout but not always in front of every viewer all the time, just like the real railway.

A 300 square ft layout is a lot to describe but it is a fantastic model to be involved in and show in public. We look forward to seeing *Hornby Magazine* readers on our travels, as well as at Soar Valley MRC. [www.dorehill.co.uk](http://www.dorehill.co.uk)







Right: Street scenes have been detailed equally as much as the railway.



Below: A neat feature of the main line section between Newbolden and Roe End is a set of water troughs. A rebuilt 'Patriot' 4-6-0 leads an express over the troughs as a 'Super D' 0-8-0 heads a loaded coal train on the slow lines.





# Card modelling: A hobby in itself from Metcalfe...

If you have never tried card modelling, you will be surprised at how technical it is. Metcalfe prides itself on creating models which are a pleasurable challenge to build. Each kit, once complete, is sturdy and realistic. With detailed step-by-step instructions, you'll find it easy to

construct each kit with precision. Once you start, you are sure to become hooked.

Shown below is the inside of the PO238 Wayside Station kit with the many layers and inner components that make our kit one of the sturdiest on the market.

See the full range from  
**METCALFE**  
READY CUT CARD KITS  
at  
[www.metcalfeModels.com](http://www.metcalfeModels.com)

## RAILWAY

### 00/HO Wayside Station

Code PO238 - £16.99

Contains laser cut detailing



## RAILWAY

### 00/HO Country Station

Code PO237 - £13.75

Detailed brick kit includes platform shelter for opposite platform (not shown)



## RAILWAY

### 00/HO Goods Shed

Code PO232 - £13.99

Detailed brick kit includes small weighbridge office




## RAILWAY

### 00/HO Tapered Retaining Wall (stone)

Code PO249 - £12.99

### 00/HO Railway Bridge (stone)

Code PO247 - £13.99



Also available in Red Brick  
**Bridge:** PO246 £13.99  
**Tapered Wall:** PO248  
£12.99

## RAILWAY

### 00/HO GWR Signal Box

Code PO230 - £14.99

An intricate GWR signal box, which can be built as red brick or stone.





Mail Orders:  
**Metcalfe Models & Toys**  
Bell Busk, Skipton.  
BD23 4DU

T: 01729 830072

**Postage (UK ONLY)**

Up to £19.99 - £2.50

Therafter £4.50

Phone or write for free brochure

# METCALFE

## READY CUT CARD KITS

### New from Metcalfe...

#### INDUSTRIAL



#### N Warehouse

Code PN182 - £10.99

Designed to stand alongside PN183 Small Factory (as below) and the soon to be released Boiler House and Factory Entranc.

Can be built as half-relief or stand alone (as shown)



*Soon to be released: PN184 Boiler House & Factory Entrance*

#### INDUSTRIAL

#### N Small Factory

Code PN183 - £10.99

Two buildings both with loading bays - ideal for running next to a siding. Designed to stand alongside the NEW PN182 Warehouse Kit.



#### MIDI KIT

#### N Wooden Pavillion

Code PN821

£5.50

No village green should be without one!



#### TOWN & COUNTRY

#### 00 Low Relief Department Store

Code PO279 - £13.99

A stunning new addition to the Metcalfe Low Relief range. Add multiple kits for an impressive looking department store with fine laser-cut detailing.



#### TOWN & COUNTRY

#### N Scale Low Relief Terraced House Fronts and Backs

Designed for use as backdrop where space is limited or fronts and back can be matched to make stand-alone buildings

Brick Fronts PN174 - £7.25

Brick Backs PN176 - £7.99

Stone Fronts PN175 - £7.25

Stone Backs PN177 - £7.99




See the full range from  
**METCALFE** at  
READY CUT CARD KITS

[www.metcalfemodells.com](http://www.metcalfemodells.com)



# Secondary education

Main lines may be spectacular but few of us really have the space to do them justice. **MARK CHIVERS** looks to the network of secondary routes which often featured shorter trains and smaller stations well suited to modelling at home.





**T**HEY MAY LACK SOME OF THE glamour of their high-speed main line counterparts, but Britain's extensive network of secondary routes served a vital role in transporting passengers and connecting with onward services. These secondary routes can take many forms often radiating from large centres of population such as Birmingham, Leeds, Liverpool, London and Manchester to rural and cross-country routes. These routes are the lifeblood of the railway network as they provide quick and easy access to much of the country day in, day out carrying large volumes of passengers, often on shorter journeys.

The following four 'OO' gauge track plans represent a small selection of potential subjects which can be recreated in a typical space within the home and while freelance in nature they take inspiration from prototype stations – both existing and long-gone. Two layout sizes

have been considered, 10ft x 8ft and 12ft x 8ft using Peco Code 75 flexible track and live frog points. However, each of the layouts could be extended to fill a larger space such as in the garage or loft or even a large outdoor shed. Ready-to-plant buildings and accessories are also available in abundance from Bachmann's Scenecraft and Hornby's Skaledale ranges, together with plastic construction and downloadable building kits and a wide selection of detailing and suitable signage, all of which will add the finishing touches to stations.

Railway junctions are particularly fascinating and two of the plans take inspiration from real locations at Barnham in West Sussex and the original Barnstaple Town track layout in North Devon. Both of these stations featured a fairly intricate layout of turnouts and crossovers which have been recreated in 'OO', although inevitably the plans involve considerable compromise with track layouts compressed accordingly to fit within the available space. »

**The trackwork at Barnstaple Junction's station approaches offer superb modelling potential, as shown in Plan C. Bulleid 'Battle of Britain' 34061 73 Squadron eases through the junction with the 3pm from Ilfracombe on May 19 1959.**

Ken Cook/Rail Archive Stephenson.





The West Highland  
Line has always been a  
popular subject and Plan  
A suggests a potential  
layout with two stations.  
On June 22 1981 Class  
27 27025 and Class 37  
37035 depart Crianlarich  
for Fort William.  
John Chalcraft/  
[Railphotoprints.co.uk](http://Railphotoprints.co.uk)





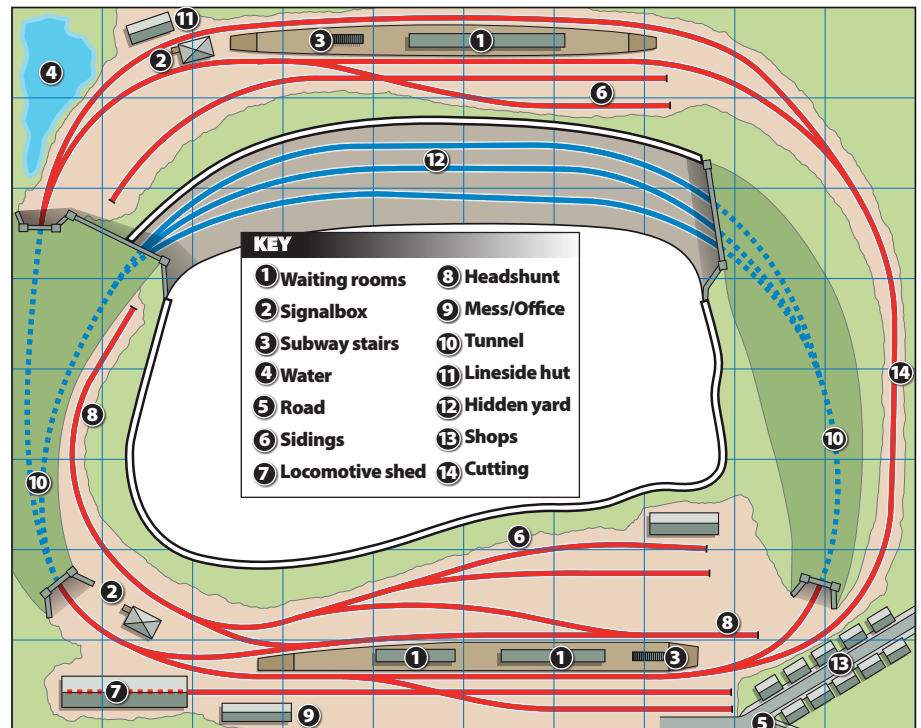
## PLAN A – BASED ON WEST HIGHLAND OPERATION

**PLAN A** differs from the rest of the track plans as it features two stations for extra entertainment value. Effectively this layout is one large single track loop with a smaller loop leading from it to a storage yard in the upper centre of the plan.

Designed as a layout set within the landscape, it features two island platform stations, one at the top of the plan and a more substantial station area in the lower section. Whilst the upper station features large loops with two platform faces and a couple of engineers' sidings, the lower station features one bi-directional through platform and one terminus platform, which also doubles up as the run-round access for the adjacent small yard. Another yard with a locomotive shed is also provided on the opposite side of this station for stabling of locomotives or wagons.

Comprising 18 turnouts, this two-station plan includes ten curved double radius points (SL-E186/SL-E187), six medium radius turnouts (SL-E195/SL-E196) and two double slips (SL-E190). The layout is designed so that access to the three storage yard roads feeds from either side of the lower station. To take this a step further, it would also be possible to build the plan so the island platform at the top sits at a higher level, allowing the storage sidings to be accommodated below and possibly extended further. However, this requires care in ensuring the gradient from the lower to upper station isn't too steep and within the capabilities of the locomotives and rolling stock you plan to use.

Taking inspiration, in this instance, from the West Highland Line (WHL) in Scotland, the lower station provides a bi-directional through platform together with a bay platform



for terminating trains from the south. At the eastern end of this station, a curved double radius left-hand point (SL-E187) offers two different routes for trains to follow, one route heading to the storage yard and the other to the upper station. Both stations feature waiting rooms together with platform subway steps, a distinctive feature of the stations on the West

Highland lines. Signalboxes have also been included at each location, although if modelling a WHL layout, these were often located on the platforms instead, but that is up to the builder.

Whilst created in a 10ft x 8ft space, this plan could be further extended offering more flexibility, particularly with a larger storage yard, if you have the room.

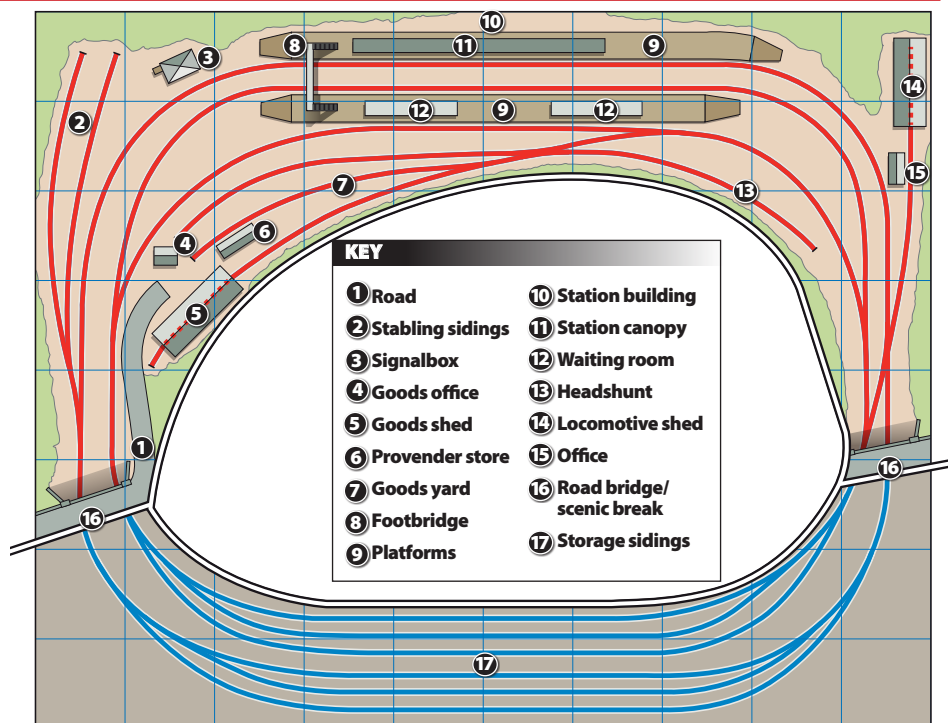
## PLAN B – FREELANCE

**PLAN B** is a completely freelance design and measures 10ft x 8ft. It features a large station with three platform faces capable of holding five-coach trains. The layout is effectively two independent loops, the inner of which features access to a third platform face and small goods yard area for arrival and shunting of goods trains together with a regular diet of passenger trains.

The inner and outer main loops are linked through a double slip which also provides access to a small locomotive shed. On the far upper left of the layout, two stabling sidings are also provided for storing carriages or Diesel Multiple Units (DMUs) between duties. Additional off-scene stabling sees six large sidings in the storage yard located at the bottom of the diagram – three for each of the inner and outer circuits.

Whilst making use of the available space, consideration also needs to be given to the operating area to ensure the entire layout can be accessed if required. Where possible, large radius turnouts have been used to minimise the risk of derailments with 17 turnouts used within this plan including ten curved points (Cat No. SL-E186/SL-E187), together with three medium radius turnouts (SL-E195/SL-E196), two large radius points (SL-E188/SL-E189) and a pair of double slips (SL-E190).

The large station area includes provision for a suitable on-platform station building and canopy together with two waiting rooms on the island platform linked by a footbridge at one end. A signalbox is located between the main station and the stabling sidings, while the goods yard features three main sidings together with a



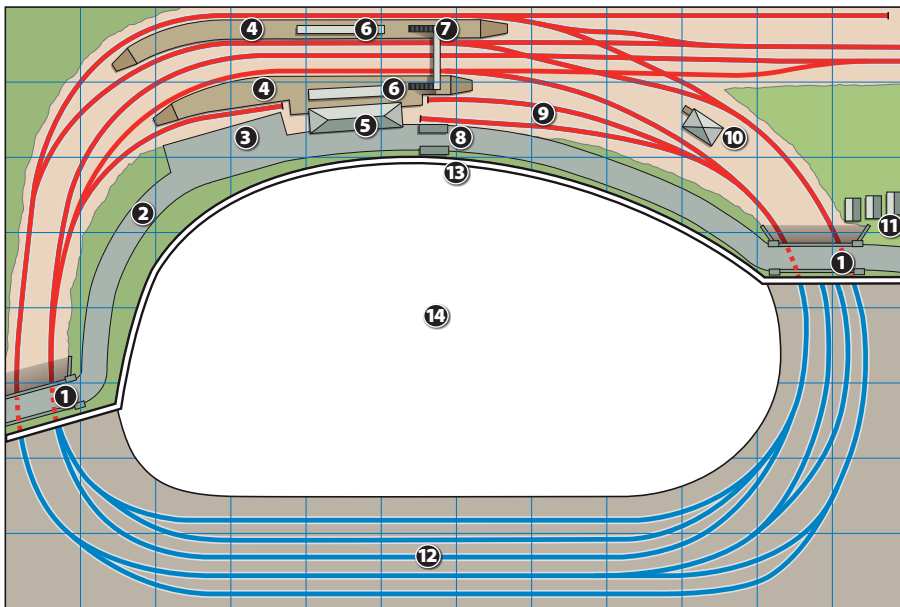
headshunt to enable shunting movements to take place. An additional shunting locomotive may be required for shunting of each siding to be carried out sufficiently, although the train engine could run round its train in the station before setting back into the yard. A small locomotive shed is provided to stable a shunting locomotive or service occasional visiting engines and has

access to both loops through the double slip. A road overbridge and tunnel mouth provide scenic breaks at either side of the layout with track passing beneath for access to the storage yards.

A lift-out section on the layout could be incorporated on either side of the plan to provide easy access to the central operating well, depending on room size.



## PLAN C – BASED ON BARNSTAPLE TOWN



### KEY

- |                            |                |                  |
|----------------------------|----------------|------------------|
| ① Road bridge/scenic break | ⑥ Waiting room | ⑪ Shops          |
| ② Road                     | ⑦ Footbridge   | ⑫ Storage yard   |
| ③ Car park                 | ⑧ Bus stop     | ⑬ Backscene      |
| ④ Platforms                | ⑨ Sidings      | ⑭ Operating well |
| ⑤ Station building         | ⑩ Signalbox    |                  |

**PLAN C** was inspired by the interesting track layout at Barnstaple Town station in 1950s/1960s on the North Devon Railway, which featured an impressive series of crossovers leading to the branch for Ilfracombe on the North Devon coast.

This plan assumes double track operation for the purposes of our layout and features two main continuous loops within the 12ft x 8ft baseboard and also provides for an extension to an extra storage yard or loop at the top right corner of the plan, subject to available space. This storage yard could be a terminating traverser style or, if you have the room, could continue to connect with the loop in the lower right-hand corner of the plan. This also provides an additional route for your trains to follow should you have the space.

The main focus, though, is the distinctive set of crossovers from either side of the island platform at the upper right of the plan, which cross the main lines to the branch.

This design means that the track plan could be operated as drawn without the need of the additional storage yard. Two different sized crossovers have been used to get the angles to work within the space available including three short crossings (SL-E193) and one long crossing (SL-E194), together with a double slip (SL-E190) which provides a useful connection between the inner and outer loops.

This track plan is fairly intense in terms of pointwork, featuring no less than 25 points and crossings together with lengths of flexible track to complete the intricate setup. Large radius points feature principally including 11 curved points (SL-E186/SL-E187) and four standard large radius turnouts (SL-E188/SL-E189) on the main lines. Medium radius points (SL-E195/SL-E196) feature in the station area and sidings, while a useful small radius 'Y' point (SL-E197) provides the desired angle for the short crossings at the top of the plan.

Whilst appearing a little complicated at first glance, the plan offers plenty of operational scope for passenger and freight trains together with shunting and light engine movements too.

Five sidings are included within the storage yard with two additional kickback sidings for the outer loop, which could be extended further, offering useful storage space. A small bay platform also features at the upper left of the plan which could be used to stable a short branch line train or for the loading and unloading of parcels.

Platforms will accommodate three or four coach trains while the two small sidings are more suited to stabling a few wagons or a couple of carriages awaiting their next turn of duty.

Road bridges are used to provide scenic breaks at each end of the layout while a lift-out section could be created at the left-hand side of the plan for access to the operating well, if required.

The extension of the storage yard at the top right of the plan would provide extra operating potential with small branch line or pick-up goods trains running to a small terminus storage yard, or, if space allows, longer trains to an additional continuous loop fiddle yard.

### PECO CODE 75 TRACK USED

CAT NO.	DESCRIPTION
SL-100F	Flexible wooden sleeper track (yard)
SL-E186	Curved double radius left-hand point
SL-E187	Curved double radius right-hand point
SL-E188	Large radius left-hand point
SL-E189	Large radius right-hand point
SL-E190	Double slip
SL-E193	Short crossing
SL-E194	Long crossing
SL-E195	Medium radius left-hand point
SL-E196	Medium radius right-hand point
SL-E197	Small radius 'Y' point



This plan is inspired by Barnham in West Sussex. This station is located on the West Coastway line which runs along the South Coast between Brighton and Havant and features a branch to the seaside town of Bognor Regis.

Again, a particularly intricate series of crossovers features at the heart of this layout providing access to and from the branch, together with access from the island platform to each route. By installing a road bridge scenic break at the top left hand corner of the plan, the impression of the line stretching into the distance can be maintained while the branch line curves away in front of this scenic break. A tunnel at the other end of the layout also reduces the impact of the curves on this side while a three-road carriage shed is provided for storage of coaching stock. For this layout, I've assumed they will accommodate Electric Multiple Units (EMUs), but could also happily accommodate other rolling stock.

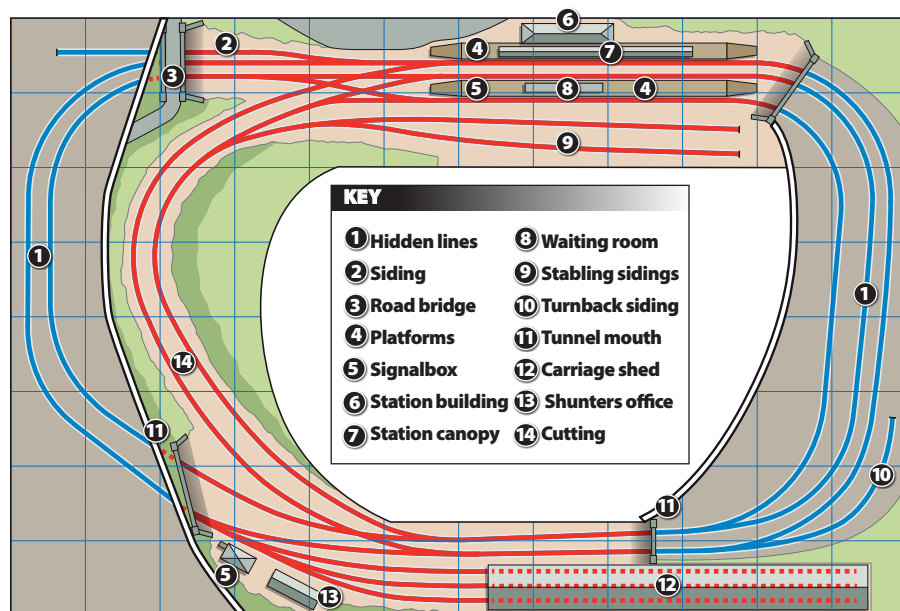
A small kickback siding is also included for turning back stopping trains which could take the main line from the island platform and return back on the branch in the opposite direction using the double slip linking the two lines. Two stabling sidings also feature alongside the station for more coaching stock or goods vehicles to be stored. A single engineers siding is also included at the top of the plan.





Barnham on the south coast features a busy junction for the Bognor Regis branch and is the subject of Plan D. On a wet day in 1914 Stroudley 'A1' 0-6-0T 650 enters Barnham Junction with a train from Bognor. O.J. Morris/Rail Archive Stephenson.

#### PLAN D – BASED ON BARNHAM



Measuring 12ft x 8ft, this layout also packs a lot of operation into the space with 19 turnouts and crossovers utilised. Large radius points (SL-E188/SL-E189) feature on the main line sections at the top of the plan, while curved double

radius turnouts (SL-E186/SL-E187) feature on the lower section, along with medium radius points (SL-E195/196) for access to the sidings.

The eye-catching station crossover area features one large crossing (SL-E194) and two

short crossings (SL-E193) and should ensure plenty of fun operating potential. The station platforms will each accommodate at least four vehicles, and the plan could be extended to accommodate more if you have available space.

For added interest, a signalbox is located on the island platform to control the complex junction together with a waiting room and subway access to the front of the station, while the carriage sheds can also be modelled either from scratch or by sourcing Bachmann's 'OO' gauge Scenecraft carriage sheds, which look the part when linked together. If you have extra room available, why not install a depot headshunt alongside the outer loop at the left of the plan to allow shunting of carriages or the formation of EMUs to take place, while the main line is in use?

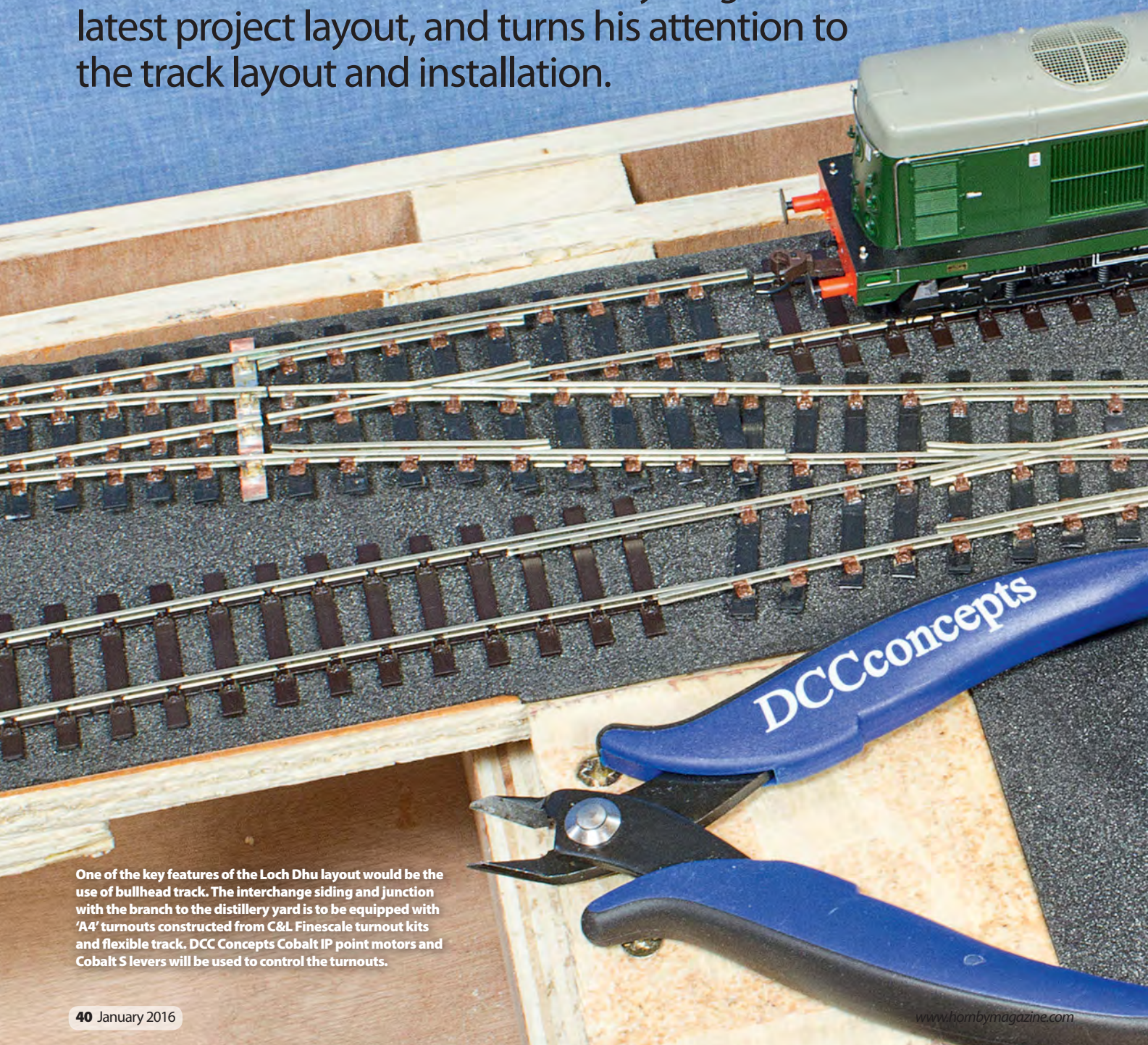
#### USEFUL LINKS

<b>Bachmann</b>	<a href="http://www.bachmann.co.uk">www.bachmann.co.uk</a>
<b>Gaugemaster</b>	<a href="http://www.gaugemaster.com">www.gaugemaster.com</a>
<b>Hornby</b>	<a href="http://www.hornby.com">www.hornby.com</a>
<b>Peco</b>	<a href="http://www.peco-uk.com">www.peco-uk.com</a>
<b>Sankey Scenics</b>	<a href="http://www.sankeyscenics.co.uk">www.sankeyscenics.co.uk</a>
<b>Scalescenes</b>	<a href="http://www.scalescenes.com">www.scalescenes.com</a>
<b>Ten Commandments</b>	<a href="http://www.cast-in-stone.co.uk">www.cast-in-stone.co.uk</a>



# Loch Dhu **PART TWO** BUILDING TRACK

**NIGEL BURKIN** continues *Hornby Magazine's* latest project layout, and turns his attention to the track layout and installation.



One of the key features of the Loch Dhu layout would be the use of bullhead track. The interchange siding and junction with the branch to the distillery yard is to be equipped with 'A4' turnouts constructed from C&L Finescale turnout kits and flexible track. DCC Concepts Cobalt IP point motors and Cobalt S levers will be used to control the turnouts.



**A**S RESEARCH INTO THE Speyside line in its twilight years continued, it became increasingly apparent that the line, itself barely more than a light railway, existed in a sort of bubble where little in the way of modernisation was undertaken to the infrastructure. The track was predominantly composed of bullhead rail and slowly decaying timber sleepers, which was the situation at Dailuaine Siding in the mid 1960s. It was as well-maintained as limited resources would allow for a lightly used, slow running railway. It was never upgraded with modern track – nor, in truth, did it ever need to be.

It was clear from the start that off-the-shelf turnouts such as the Peco Streamline range would not capture the character of bullhead track

that I really wanted to achieve. This type of track survived until the line was closed to all traffic and it provided the perfect catalyst to try something new for a *Hornby Magazine* build in using more accurate scale track. On compact layouts where every detail has to earn its keep, choosing a closer to scale track system goes a long way to make small scenes appear convincing. You can try new and different techniques and incorporate details you may have never attempted before. One of the major benefits of looking for an alternative to mainstream off-the-shelf products is that you will end up with a layout that is completely unique and very much your own creation. Mix in a handful of rolling stock kits to cover for wagons currently unavailable as ready-to-run models and you will create a layout with your own unique signature.

## THE DETAILS

<b>Theme:</b>	Speyside whisky traffic
<b>Layout type:</b>	Double-sided micro-layout with dividing backdrop
<b>Era:</b>	British Railways 1965-1968
<b>Layout size:</b>	4ft x 2ft
<b>Control:</b>	DCC
<b>Track:</b>	'OO' gauge C&L Finescale code 75 bullhead track with handbuilt turnouts
<b>Baseboards:</b>	Plywood box frame with 12mm plywood top

With this in mind, the visible track for this project would be modelled using C&L Finescale track components and turnout kits - turnout being a more correct term for point. It better >>





A close-up photograph of a model train track. A flatcar with a brown, weathered metal top is positioned on the tracks. The tracks are made of metal rails on wooden ties, set in a bed of gravel. A small, silver-colored crossing gate is visible on the right side of the track. The background shows green grass and some small red flowers. A large blue circle with the number '1' is overlaid in the top left corner.



An aerial photograph showing a section of a railway track. The track consists of two parallel steel rails supported by dark wooden sleepers, which are laid on a bed of light-colored gravel ballast. Small patches of green grass are visible between the sleepers. The track runs diagonally from the top left towards the bottom right of the frame.

171.58 mm  
1928.00 mm  
520.00 mm  
0.00 mm

Wing rail knuckle radius 21.3 mm  
Check rail knuckle radius 134.0.0 mm  
Check rail knuckle radius 134.0.0 mm  
Switch type 'Semi curved'  
Timbers shown vertical  
showing post grouping

Turnout templates are a vital tool for the building of turnouts from plastic kits or soldered construction using copper-dad sleepers. Make additional copies which can be sacrificed in the construction of the turnout and keep the original safe for reference during the build.

**4**

**PLASTIC WELD**  
 a plastic welder is essential when it comes to plastic to plastic welding. this convenient electronic furnace is the leader in plastic welding technology.  
**(K.A. MODEL SUPPLIES LTD.)**  
 1416-14th Avenue Street,  
 Cambridge, ON N1Y 2G1 CAN  
 (519) 885-1111 • 1-800-461-8888

A collection of brown plastic electrical components. On the left, a pair of orange-handled pliers is shown. In the center and right, there are several rows of terminal blocks. Some are single rows, while others are double rows. At the bottom, there are two small rectangular modules, each with a grid of terminals. The components are arranged on a white background.

A pair of Xuron sprue cutters are very useful for cleanly removing slide chairs and running chairs from the sprue. Check the underside of the chairs to see that they are smooth and will sit flat on the sleepers.

The next term to clarify is the use of the word 'turnout.' It is really another name for 'points' which is the word many modellers use for the entire turnout assembly. In reality, the



# 10 tips

## TRACK BUILDING

6

Time and effort can be saved by using pre-assembled common crossings and point blade rails.

7

This is the objective – a clean and neatly finished turnout which allows stock to roll through it smoothly without hitting the vee of the common crossing, catching in the flangeways of the check rails or striking the ends of the point blades.

8


To start the building process a trimmed copy of the track template is placed on a flat surface and thin strips of double-sided adhesive tape applied to hold the plastic sleepers gently but firmly in place. Do not use too much tape because it will make removal of the paper template without damaging the finished turnout difficult to do.

10

A steel rule is used to ensure the outer edges of the sleepers are reasonably straight (unless the turnout is to be curved slightly). The first rail assembly to install is the common crossing.

9

Sleepers (timbers) are snipped from the sprue and cut to length before being applied to the template.



points are the moving part of the turnout (also called a switch by the real railway) and not the entire track assembly, which is a turnout.

'Common crossing' is the correct term for a frog or crossing vee. I will use common crossing and crossing vee interchangeably in an article. Although the term 'frog' is widely used – not least by Peco – to describe its products, if we are considering handbuilt turnouts, either of the former terms is more accurate.

Another factor which determines the length of a turnout is the point blades. They are related to the sharpness of the diverging route of a turnout. For example, an 'A' point blade is shorter than a 'B' blade and so on. In fact, sharply diverging turnouts such as No. 4 and No. 5 turnouts can only incorporate a short 'A' blade. As the diverging angle increases, the length of the point blades is greater.

Once you have thought through the process of hand assembling a turnout, the time comes to have a go at building one. Remember, you are introducing a new element to layout construction by using such point kits. They will produce something that is less like the uniformity of off-the-shelf track and more of your own creation.

### GAUGING IMPORTANCE

I cannot emphasise enough the value of gauges when building track and preparing rolling stock to run on it. The turnout kits featured in this article were constructed with a variety of track gauges from old fashioned roller gauges to the latest triangular track gauge by DCC Concepts. When buying turnout kits from C&L Finescale, don't skimp on the last couple of pounds by not buying a set of its roller gauges.

Track building gauges are designed to »

1 Always buy the templates for the turnouts you plan to build. Copy them for sacrificial copies and keep the original safe for future reference. The copies are used to cut and place the turnout timbers in the correct order.

2 Time can be saved by using readymade common crossing assemblies and point blades.

3 Track gauges are essential for the successful construction of hand built turnouts.

4 Plastic sleepers (timbers) and chairs make turnout kit construction easier for those who dislike soldering. Fitting one or two copper-clad sleepers into the assembly will make it much stronger.

5 Turnouts can be constructed to be 'DCC friendly' straightaway by ensuring the common crossing (crossing vee) is electrically isolated from the rest of the turnout.

6 Soldered construction can be used for turnouts located in off-scene locations to save money. The same principles apply to building soldered turnouts as plastic timbered ones.

7 When building plastic turnout kits, leave plenty of time between stages to allow the solvent cement to disperse or run the risk of distorted timbers!

8 Test each part of the assembly as it is completed using a roller gauge and rolling stock.

9 Remember, plastic running chairs and slide chairs can be cut in two to detail track and trimmed to allow the fitting of check rails and closure rails.


10 Turnouts must be built on a flat surface to avoid undulations in the finished assembly.



## STEP BY STEP BUILDING TURNOUT KITS FOR 'OO' GAUGE


11

Running chairs are slid onto a straight length of bullhead rail to make up the straight stock rail. Take care to fit the running chairs with the blocks on the inside and that the bullhead rail is the correct way up with the wider section at the top.



12

The curved stock rail is shaped to match the template as closely as possible, fitted with running chairs and glued in place. Note the use of a single copper-clad sleeper to give the assembly strength and the lack of running chairs where slide chairs will be fitted.




13

A close up of the copper-clad sleeper and the use of cast brass running chairs soldered to it. This is an optional feature I use to strengthen the turnout at the closure rail and create the electrical paths between closure rail and stock rail.



14

I cannot over-emphasise the importance of gauges when constructing any track using any method. Two types of gauge are shown in this view of the construction: a roller gauge and a triangular track gauge, which is particularly useful when laying curved track.



15

It is worth noting that slide chairs can sit at a slight angle to the rail when fitted to the rail for the first time. They can be straightened when solvent cement is applied to secure them to the sleepers. Some trimming of running chairs will be necessary to fit check rails correctly and chairs can be cut in half to detail the turnout after rails have been glued in place.



16

The completed turnout which has been fitted with point blades and check rails. This is the time to make adjustments and reseal the odd running chair that is not quite in the right place.



**TIP**

Building your own track doesn't have to be difficult, especially with kits like that from C&L which rely on glue joints in place of traditional soldering. Take each stage of assembly one step at a time and you will soon become confident.

ensure that track is assembled with the rails the correct distance apart – obvious but vital nonetheless. When building turnouts, they ensure there is enough room for the point blades to fit between the stock rails and that the gap between check rails and stock rails is correct to allow the smooth passage of wheels through the common crossing without catching the point of the vee. If the check rail clearance is too tight, the wheels will catch in the common crossing making progress of the train less than satisfactory. It will interfere with shunting operations and may derail lighter wagons in your collection. Conversely, make the gap too wide and the wheels running through the common crossing will wander to the wrong side of the vee, invariably causing

a derailment. The same applies to the point blades – the gap between the stock rail and blade on one side or other depending on how the points are set has to be the correct width to ensure wheels follow the correct route and not strike the idle point blade or ride over it to 'split the points'. This may sound daunting, but if you can build a simple wagon kit, assembling your own turnouts is perfectly possible.

At the same time, it is worth taking a back-to-back gauge and checking the wheelsets of your rolling stock – flange way clearances and wheel back-to-back settings go hand in hand. Even if your turnouts are correctly built, a maladjusted wheelset will still cause problems. Time spent fine tuning with gauges will pay a great return in smoother and more reliable operation.

The step by step guide with this feature explains the main stages in building a C&L point kit for 'OO' gauge.

### PROGRESS


Despite my careful track planning work with the aid of the turnout templates, I realised that the planned kickback line which would link the interchange with the distillery yard was not going to be long enough if I used the complete A4 turnouts in such a way to make a convincing interchange.

Now, planning and space issues like this arise all the time with layout building, no matter how hard you plan, scheme, sketch and play with templates. The key is not to panic and give the problem some thought.



17


With point construction complete work turned back to the layout itself. The baseboard was modified and prepared for track laying, which included the application of underlay foam to form the trackbed. This was held in place with strips of wood which were clamped in place while the glue set.



18

One change to the layout plan was to lower the height of the off-scene storage yard to accept a sector plate and storage cassettes. The sector plate can be used to transfer the distillery trains from one side of the layout to the other without cutting train length.


19



The sector plate will save the need to build three turnouts and provide motors and controls for them yet allow the distillery locomotive and about five wagons to be transferred in as little space as possible.

20

With the turnouts completed, the next stage is to prepare where the turnouts are to be fitted by drilling a hole through the baseboard for the turnout motor actuating wire and lay the track. Copper-dad strip will be used to stabilise the ends of the track where it meets the sector plate and storage cassettes.



In the case of the kickback line, I should have planned in an old micro-layout favourite from the start – the train transfer sector plate.

Some work adjusting the baseboard tops was required to accommodate the planned staging yard cassettes anyway, so a simple single track sector plate could be incorporated at the storage end of the layout using strips of the same plywood as the storage cassettes. A narrow sector plate was cut from a very stable length of 18mm plywood and fitted with an M6 coach bolt at one end as a pivot. It will transfer the distillery 'Pug' locomotive and about five wagons round from the interchange siding to one of the two run-round roads in the distillery yard. It will take the place of two turnouts and will save a considerable amount

of track space, allowing longer trains to be transferred between yard and interchange. When the sector plate is positioned at one track, it may be possible to plug a train storage cassette into one of the vacant track's ends. The same end could have been achieved using storage cassettes, but sector plates in lieu of turnouts in micro layout design are worth an airing: a simple but effective way of making a small layout seem bigger than it really is!

## THE NEXT STEPS

Progress on the layout has reached the stage where track can be laid now the baseboard tops have been modified. Once wired for power and a control system for the turnouts is installed, the first trains can run at last, always

a great moment for any layout builder.

Since I first conceived the Loch Dhu Distillery project, there has been another change in the design, this time to the turnout control system. The success of the wire-in-tube control fitted to the 'N' gauge Wheal Annah (HM86-HM93) project made it a logical choice for Loch Dhu Distillery and the interchange, albeit with an upgraded point actuator.

A positive intervention saw this plan changed to DCC Concepts Cobalt Analogue IP turnout motors and the Cobalt 'S' switching system, the installation of which will be described in the next episode of this adventure in whisky country. In the meantime, the Andrew Barclay 0-4-0ST is being assembled – a rare steam locomotive project for my workbench. [Hobby](#)





# Kernow Model Rail Centre

Visit [www.kernowmodelrailcentre.com](http://www.kernowmodelrailcentre.com) or call our team on 01209 714099

UK POSTAGE & PACKING = £4 PER ORDER. ORDERS OVER £150 = POST FREE



## LOOK OUT FOR THE BARGAIN PRICES HIGHLIGHTED IN YELLOW!

### KMRC LIMITED EDITIONS IN STOCK HIGHLIGHTED IN BLACK!

BACHMANN D-Z COMMAND	
36-505 F-Z Command Dynamic Digital Control Unit.....	£125.50
36-507 F-Z Command Dynamic Handset.....	£49.99
36-508 F-Z Command Dynamic Pro Box.....	£139.99
36-509 F-Z Command Dynamic Wireless Receiver.....	£149.99
36-561 Bachmann Accessory Decoder.....	£39.99

### BACHMANN OO STEAM LOCOMOTIVES

25-2014 Silver Anniversary Set with 'Silver Jubilee' & Class 47.....	£214.99
30-080 The Western Wanderer Train Set.....	£89.99
30-105 The Midland Marvel Train Set.....	£114.99
30-170 The Thames Clyde Express Train Set.....	£149.99
30-325 Ambulance Train Pack.....	£144.99
30-525 Shakespeare Express Train Pack.....	£139.99
30-575 The Railway Children Train Pack.....	£119.99
31-065 3200 Earl Class 4-4-0 9022 BR Black E/F, weathered.....	£114.99
31-066 3200 Earl Class 4-4-0 9017 BR Black E/F.....	£104.99
31-088 3200 Earl Class No. 9028 BR Black E/F.....	£119.99
31-089 3200 Earl Class No. 3214 GWR Green.....	£119.99
31-128 30xx ROD 2-6-0 No. 3036 BR Black E/F, weathered.....	£121.95
31-137 Class D111/2 No. 6385 'Ludie Muckelbach' LNER.....	£106.99
31-138 Class D111/2 No. 62882 'Hayston of Bucklaw' BR.....	£106.99
31-167 LYN 2-4-2 No. 50795 BR Lined Black E/F, weathered.....	£73.99
31-168 LYN 2-4-2 Tank No. 10713 LMS Crimson.....	£90.95
31-169 LYN 2-4-2 Tank No. 50705 BR Lined Black E/F.....	£90.95
31-188 Jubilee No. 45565 'Victoria' BR Lined Black E/F.....	£127.95
31-189 Jubilee No. 45606 'Parkland Islands' BR Lined Black E/F.....	£118.99
31-465 Wainwright C Class No. 31579 BR Black L.C.....	£39.99
31-529 A2 No. 60534 'Irish Elegance' BR Green E/F.....	£144.95
31-530 A2 No. 526 'Sugar Palm' LNER Green.....	£125.99
31-531 Class A2 No. 60536 'Trimbsbury' BR Green E/F.....	NEW £144.95
31-565 V2 No. 60862 BR Lined Green L.C. & Double Chimney.....	£184.99
31-628A Class 3F 0-6-0 No. 43257 BR Black E/F.....	£84.95
31-635 Class 64xx 0-6-0 Pannier Tank No. 6406 GWR Green.....	£72.99
31-636 Class 64xx 0-6-0 Pannier Tank No. 6417 BR Black E/F.....	£72.99
31-637 Class 64xx 0-6-0 Pannier Tank No. 6412 BR Green L.C.....	£72.99
31-780 Modified Hall No. 6988 'Switland Hall' BR L.C.....	£106.99
31-781 Modified Hall No. 7903 'Foremark Hall' BR L.C.....	£114.95
31-782 Modified Hall No. 6965 'Thirstelaine Hall' BR L.C. wthrd.....	£114.95
31-783 Modified Hall No. 7904 'Fountains Hall' BR L.C. wthrd.....	£114.95
31-861 Midland Class 4F No. 43875 BR, Johnson/Deeley Tender.....	£77.99
31-862 Midland Class 4F No. 43874 BR Black L.C. Fowler Tender.....	£77.99
31-931 Midland 4-4-0 Compound No. 1189 LMS Black.....	£114.99
31-933 Midland 4-4-0 No. 41157 BR Lined Black L.C.....	£114.99
31-980 Standard Class 3MT No. 82020 BR Green, weathered.....	£110.95
31-981 Standard Class 3MT No. 82021, BR Lined Black, E/F.....	£101.95
32-064 Class 56XX No. 6677, GWR Green.....	£77.95
32-065 Class 56XX No. 6639, BR Black, E/F.....	£77.95
32-154N Class No. 31404 BR Lined Black L.C., weathered.....	£79.99
32-233 Fowler Class 3F 0-6-0 Jinty No. 23, SDJ Blue.....	£62.99
32-261 WD Austenly 2-6-0 No. 90441, BR Black E/F.....	£111.99
32-506 Standard Class 3MT 73049 BR Green L.C. BR1 Tender.....	£105.99
32-509 Standard Class 3MT 73109 BR Black E/F. BR1 Tender.....	£105.99
32-550B Class A1 60163 'Tornado' BR Lined Brunswick Green.....	£99.99
33-075 Class E4 0-6-2 Steam Locomotive No. 579 LBSO Umber.....	£93.95
33-076 Class E4 0-6-2 No. 473 Southern Green.....	£93.95
33-077 Class E4 0-6-2 No. 32556 BR Black E/F.....	£93.95
33-078 Class E4 0-6-2 No. 32500 BR Black L.C.....	£93.95

### BACHMANN OO DIESEL LOCOMOTIVES & MULTIPLE UNITS

30-160 Rural Commuter Train Set.....	£89.99
31-296X Class 205 2-H Thumper Unit No. 1121, BR Green.....	£210.00
31-298X Class 205 2-H Thumper Unit No. 1122, BR Blue.....	£210.00
31-299X Class 205 2-H 205 001, de-branded Network SouthEast.....	£210.00
31-364 Class 03 Diesel Shunter No. 02363 BR Gm, weathered.....	£76.99
31-365 Class 03 Diesel Shunter No. 03 170 BR Blue, weathered.....	£70.99
31-366 Class 03 Diesel Shunter No. 02016 BR Green.....	£70.99
31-655 Class 47 No. 47 301 Red Strip Railfreight DCC Ready.....	£87.99
31-658 Class 47 No. 47 190 Peckstone Triangulet Petroleum wthd.....	£89.99
31-679 Class 85 AL5 Electric No. 83095 Electric Blue.....	£118.95
31-995 LMS Prototype No. 10000, BR Brunswick Green.....	£97.99
31-996 LMS Prototype No. 10000, BR Brunswick Green.....	£97.99
31-997 LMS Prototype 10001 BR Brunswick Green full Eggshell.....	£97.99
32-034 Class 20 No. 20 141, BR Green, weathered.....	£93.95
32-044 Class 20 No. 10 D2028, BR Green, windicator discs.....	£93.95
32-045 Class 20 No. 20 118 'Saltburn-by-the-Sea' BR Red.....	£93.95
32-065 Class 43 Warship 06545 'Baron' Maroon.....	£118.95
32-066 Class 43 Warship 0635 'Pegasus' BR Maroon.....	£118.95
32-067 Class 43 Warship 842 'Hoyal Oak' BR Blue.....	£118.95
32-285 Class 101 2 Car DMU BR Green w/Speed Whiskers.....	£127.99
32-286 Class 101 2 Car DMU BR Green w/Speed Yellow Panel.....	£127.99
32-286A Class 101 2 Car DMU BR Green, weathered.....	NEW £144.95
32-287 Class 101 2 Car DMU BR Blue & Grey.....	£127.99
32-288 Class 101 2 Car DMU BR Blue.....	£127.99
32-370 Class 37/4 No. 37 405 DRS Composite.....	NEW £110.95
32-390A Class 37 Diesel No. 37 905, Trainload Metals.....	£93.99
32-390Z Class 37 Diesel No. 37 906, Original Railfreight.....	£93.99
32-408 Class 15 No. 25 288 BR Blue.....	NEW £93.95
32-517 Derby Lightweight 2 Car DMU BR Blue.....	£84.99
32-530 Class 55 Deltic No. 55 007 'Pinza' weathered.....	£113.95
32-680 Class 45 Diesel No. 45 036 'BR Blue'.....	£101.95
32-681 Class 45 Diesel No. D108 BR Green, weathered.....	£110.95
32-763 Class 57/3 No. 57 309 'Pride of Crewe' DRS.....	£106.99
32-764 Class 37/0 No. 37 242 Mainline Blue, weathered.....	£106.99
32-788 Class 37/0 No. 37 174 FWS, weathered.....	£106.99
32-815 Class 47 No. 47 834 'The Flying Intercity Swallow'.....	£152.95
32-912A Class 103 3 Car DMU BR Blue.....	£152.95
32-912B Class 103 3 Car DMU BR Blue.....	£152.95
32-937 Class 150/2 2 Car Sprinter DMU No. 150 202 Centre.....	£149.95
32-938 Class 150/2 2 Car Sprinter DMU Northern Rail.....	£127.95

### BACHMANN OO ELECTRIC & MULTIPLE UNITS

31-030 Class 3501 Desiro 4 Car EMU 350 111 'Andor' Silver Lined.....	£159.95
31-031 Class 3501 Desiro 4 Car EMU 350 128 London Midland.....	£159.95
31-032 Class 3501 Desiro 4 Car EMU 350 102 London Midland.....	£159.95
31-266 Class 419 Motor Luggage Van No. 586006 BR (SR) Green.....	£83.99
31-267 Class 419 Motor Luggage Van No. 586009 BR Blue & Grey.....	£84.99
31-268 Class 419 Motor Luggage Van No. 9004 Network South East.....	£83.99
31-269 Class 419 Motor Luggage Van No. 68008 Jaffe Cakes.....	£83.99
31-677 Class 85 Type AL 5, 3.3056 BR Blue (Pre-IDP).....	£94.95
31-678 Class 85 Type AL 5, 85 026 BR Blue.....	£94.95

### BACHMANN DCC FITTED OO LOCOMOTIVES

30-048 Highland Tourer Digital Sound Train Set.....	£259.99
31-136D LNER Class D112/2 Steam 6277 'Edie Ochiltree'.....	£92.99
31-167UC LYN 2-4-2 Steam 50795 BR Black E/F, weathered.....	£99.99
31-320D Robinson Class J01 (GCR) 91 64325 BR Black L.C.....	£93.95
31-587UC Class D0 Diesel 7004 'Glenfingher' Powerhaul.....	£131.99
31-687UC Class 3F 0-6-0 3620 'Black with Red'.....	£119.99
31-686UC Class 47 Diesel Loco No. D1677 'The Yellow Ends'.....	£119.99
32-032C Midland 4-4-0 Compound Steam 40394, BR E/F.....	£129.99
32-038D Class 20 Diesel No. 20 124, BR Blue, weathered.....	£195.95
32-260UC WD Austenly 2-6-0 No. 90448, BR Black L.C.....	£126.99
32-480D Class 40 Diesel No. D211 'Maurelandia' BR Green.....	£208.99
32-762D Class 57/3 Diesel 57 312 'The Hood' weathered.....	£203.95

### BACHMANN OO WAGONS/VANS/TRUCKS

30-080 China Clay Wagon Triple Pack BR Bauxite, weathered.....	£42.99
37-537Y 20 Ton Brake Van No. 8954687 BR, weathered.....	£24.99
37-539 102 Ton Gw Thrall BVA Steel Strip Carrier 66205 NEW £24.95	
38-140X 20 Tonne VDA Sliding Door Box Van ADC20066.....	£32.99
38-007 45 Ton RNA Nuclear Fuel Barrier Wagon 361990 NEW £110.00	
38-022 MTA Open Box Wagon No. 36083 EWS.....	NEW £110.00
38-023 ZDA Base Drop Open Wagon No. 112021 BR NEW £24.95	
38-260Y Delabole Slate Presto Wagon Triple Pack BR Bauxite.....	£79.99

## KMRC EXCLUSIVE BACHMANN THUMPER UNITS

	31-236X Bachmann Class 205 2-H Thumper Unit No. 1121 BR Green with small yellow panel. IN STOCK.....£210.00
	31-236XDS DCC Digital Sound.....£310.00
	31-238Z Bachmann Class 205 2-H Thumper Unit No. 1122 BR Blue with full yellow ends. IN STOCK.....£210.00
	31-238ZDS DCC Digital Sound.....£310.00
	31-239Z Bachmann Class 205 2-H Thumper Unit No. 205 001 in de-branded Network SouthEast. IN STOCK.....£210.00
	31-239ZDS DCC Digital Sound.....£310.00

## KMRC EXCLUSIVE DJ MODELS ADAMS O2 MODELS

	K2101 DJ Models 0-4-4T O2 Steam Locomotive No. 24 'Calbourne' BR Black livery with early emblem (as preserved). IN STOCK.....£124.99
	K2102 DJ Models 0-4-4T O2 Steam Locomotive No. 16 'Ventnor' BR Black livery with late crest. IMMINENT DELIVERY.....£124.99
	K2103 DJ Models 0-4-4T O2 Steam Loco No. 30182 BR Black with early emblem with push-pull equipment. IN STOCK.....£124.99
	K2104 DJ Models 0-4-4T O2 Steam Locomotive No. 30225 BR Black livery with late crest. IN STOCK.....£124.99
	K2105 DJ Models 0-4-4T O2 Steam Locomotive No. 225 Southern Black livery with push-pull equipment. IN STOCK.....£124.99
	K2106 DJ Models 0-4-4T O2 Steam Locomotive No. 30193 BR Black livery with early emblem. IN STOCK.....£124.99
	K2107 DJ Models 0-4-4T O2 Steam Loco No. 207 Southern Maunsell Green with push-pull equipment. IMMINENT DELIVERY.....£124.99

39-575 Auto Trailer No. W231 BR.....	NEW £58.95
39-576 Auto Trailer No. W228W BR.....	NEW £58.95
39-577 Auto Trailer No. W237W BR.....	NEW £58.95

### BACHMANN OO COACHES

34-053 60t Collett 3rd Class Corridor Coach No. 1132 GWR.....	£24.99
34-054 60t Collett 2nd Class Corridor Coach No. W553W BR.....	£24.99
34-078 60t Collett 1st/3rd Class Corridor Coach No. 7060 GWR.....	£24.99
34-081A 60t Collett Brake Composite Coach W7062 BR.....	£24.99
34-128 60t Collett 1st/3rd Class Composite Coach No. 7318 GWR.....	£24.99
34-131A 60t Collett Composite Coach No. W7028 BR.....	NEW £24.99
39-000G Cornish Riviera Coach Pack BR Chocolate & Cream.....	£114.99
39-001H Hunslet Barclay Weddell Mk1 Coaches Twin Pack.....	£59.99
39-001U Network SouthEast Mk2 Coach Pack BR Blue & Grey.....	£59.99
39-001U Scortchell Mk2 Coach Pack BR Blue & Grey.....	£59.99
39-052G BR Mk1 SO 2nd Open Coach Network SouthEast.....	£27.99
39-058 Mk1 SO Second Open Coach Network SouthEast.....	£27.99
39-075D Mk1 BSK Brake 2nd Corridor Coach, BR Blue & Grey.....	£33.95
39-079C Mk1 BSK Brake 2nd Corridor Coach BR (WR) weathered.....	£29.99
39-125D Mk1 CK Composite Corridor Coach BR Blue/Grey.....	£27.99
39-126G Mk1 CK Composite Corridor Coach BR, weathered.....	£33.95
39-127E Mk1 CK Composite Corridor Coach BR, weathered.....	£29.99
39-129C Mk1 CK Composite Corridor Coach, BR (WR) weathered.....	£29.99
39-131 Mk1 CK Composite Corridor Network SouthEast.....	£27.99
39-154C Mk1 FK First Corridor Coach, BR (WR) weathered.....	£29.99
39-000H Hunslet Barclay Weddell Mk1 Coaches Twin Pack.....	£59.99
39-001U Network SouthEast Mk2 Coach Pack BR Blue & Grey.....	£59.99
39-001U Scortchell Mk2 Coach Pack BR Blue & Grey.....	£59.99
39-052G BR Mk1 SO 2nd Open Coach Network SouthEast.....	£27.99
39-058 Mk1 SO Second Open Coach Network SouthEast.....	£27.99
39-075D Mk1 BSK Brake 2nd Corridor Coach, BR Blue & Grey.....	£33.95
39-079C Mk1 BSK Brake 2nd Corridor Coach BR (WR) weathered.....	£29.99
39-125D Mk1 CK Composite Corridor Coach BR Blue/Grey.....	£27.99
39-126G Mk1 CK Composite Corridor Coach BR, weathered.....	£33.95
39-127E Mk1 CK Composite Corridor Coach BR, weathered.....	£29.99
39-129C Mk1 CK Composite Corridor Coach, BR (WR) weathered.....	£29.99
39-131 Mk1 CK Composite Corridor Network SouthEast.....	£27.99
39-154C Mk1 FK First Corridor Coach, BR (WR) weathered.....	£29.99
39-000H Hunslet Barclay Weddell Mk1 Coaches Twin Pack.....	£59.99
39-001U Network SouthEast Mk2 Coach Pack BR Blue & Grey.....	£59.99
39-001U Scortchell Mk2 Coach Pack BR Blue & Grey.....	£59.99
39-052G BR Mk1 SO 2nd Open Coach Network SouthEast.....	£27.99
39-058 Mk1 SO Second Open Coach Network SouthEast.....	£27.99
39-075D Mk1 BSK Brake 2nd Corridor Coach, BR Blue & Grey.....	£33.95
39-079C Mk1 BSK Brake 2nd Corridor Coach BR (WR) weathered.....	£29.99
39-125D Mk1 CK Composite Corridor Coach BR Blue/Grey.....	£27.99
39-126G Mk1 CK Composite Corridor Coach BR, weathered.....	£33.95
39-127E Mk1 CK Composite Corridor Coach BR, weathered.....	£29.99
39-129C Mk1 CK Composite Corridor Coach, BR (WR) weathered.....	£29.99
39-131 Mk1 CK Composite Corridor Network SouthEast.....	£27.99
39-154C Mk1 FK First Corridor Coach, BR (WR) weathered.....	£29.99
39-000H Hunslet Barclay Weddell Mk1 Coaches Twin Pack.....	£59.99
39-001U Network SouthEast Mk2 Coach Pack BR Blue & Grey.....	£59.99
39-001U Scortchell Mk2 Coach Pack BR Blue & Grey.....	£59.99
39-052G BR Mk1 SO 2nd Open Coach Network SouthEast.....	£27.99
39-058 Mk1 SO Second Open Coach Network SouthEast.....	£27.99
39-075D Mk1 BSK Brake 2nd Corridor Coach, BR Blue & Grey.....	£33.95
39-079C Mk1 BSK Brake 2nd Corridor Coach BR (WR) weathered.....	£29.99
39-125D Mk1 CK Composite Corridor Coach BR Blue/Grey.....	£27.99
39-126G Mk1 CK Composite Corridor Coach BR, weathered.....	£33.95
39-127E Mk1 CK Composite Corridor Coach BR, weathered.....	£29.99
39-129C Mk1 CK Composite Corridor Coach, BR (WR) weathered.....	£29.99
39-131 Mk1 CK Composite Corridor Network SouthEast.....	£27.99
39-154C Mk1 FK First Corridor Coach, BR (WR) weathered.....	£29.99
39-000H Hunslet Barclay Weddell Mk1 Coaches Twin Pack.....	£59.99
39-001U Network SouthEast Mk2 Coach Pack BR Blue & Grey.....	£59.99
39-001U Scortchell Mk2 Coach Pack BR Blue & Grey.....	£59.99
39-052G BR Mk1 SO 2nd Open Coach Network SouthEast.....	£27.99
39-058 Mk1 SO Second Open Coach Network SouthEast.....	£27.99
39-075D Mk1 BSK Brake 2nd Corridor Coach, BR Blue & Grey.....	£33.95
39-079C Mk1 BSK Brake 2nd Corridor Coach BR (WR) weathered.....	£29.99
39-125D Mk1 CK Composite Corridor Coach BR Blue/Grey.....	£27.99
39-126G Mk1 CK Composite Corridor Coach BR, weathered.....	£33.95
39-127E Mk1 CK Composite Corridor Coach BR, weathered.....	£29.99
39-129C Mk1 CK Composite Corridor Coach, BR (WR) weathered.....	£29.99
39-131 Mk1 CK Composite Corridor Network SouthEast.....	£27.99
39-154C Mk1 FK First Corridor Coach, BR (WR) weathered.....	£29.99
39-000H Hunslet Barclay Weddell Mk1 Coaches Twin Pack.....	£59.99
39-001U Network SouthEast Mk2 Coach Pack BR Blue & Grey.....	£59.99
39-001U Scortchell Mk2 Coach Pack BR Blue & Grey.....	£59.99
39-052G BR Mk1 SO 2nd Open Coach Network SouthEast.....	£27.99
39-058 Mk1 SO Second Open Coach Network SouthEast.....	£27.99
39-075D Mk1 BSK Brake 2nd Corridor Coach, BR Blue & Grey.....	£33.95
39-079C Mk1 BSK Brake 2nd Corridor Coach BR (WR) weathered.....	£29.99
39-125D Mk1 CK Composite Corridor Coach BR Blue/Grey.....	£27.99
39-126G Mk1 CK Composite Corridor Coach BR, weathered.....	£33.95
39-127E Mk1 CK Composite Corridor Coach BR, weathered.....	£29.99
39-129C Mk1 CK Composite Corridor Coach, BR (WR) weathered.....	£29.99
39-131 Mk1 CK Composite Corridor Network SouthEast.....	£27.99
39-154C Mk1 FK First Corridor Coach, BR (WR) weathered.....	£29.99
39-000H Hunslet Barclay Weddell Mk1 Coaches Twin Pack.....	£59.99
39-001U Network SouthEast Mk2 Coach Pack BR Blue & Grey.....	£59.99
39-001U Scortchell Mk2 Coach Pack BR Blue & Grey.....	£59.99
39-052G BR Mk1 SO 2nd Open Coach Network SouthEast.....	£27.99
39-058 Mk1 SO Second Open Coach Network SouthEast.....	£27.99
39-075D Mk1 BSK Brake 2nd Corridor Coach, BR Blue & Grey.....	£33.95
39-079C Mk1 BSK Brake 2nd Corridor Coach BR (WR) weathered.....	£29.99
39-125D Mk1 CK Composite Corridor Coach BR Blue/Grey.....	£27.99
39-126G Mk1 CK Composite Corridor Coach BR, weathered.....	£33.95
39-127E Mk1 CK Composite Corridor Coach BR, weathered.....	£29.99
39-129C Mk1 CK Composite Corridor Coach, BR (WR) weathered.....	£29.99
39-131 Mk1 CK Composite Corridor Network SouthEast.....	£27.99
39-154C Mk1 FK First Corridor Coach, BR (WR) weathered.....	£29.99
39-000H Hunslet Barclay Weddell Mk1 Coaches Twin Pack.....	£59.99
39-001U Network SouthEast Mk2 Coach Pack BR Blue & Grey.....	£59.99
39-001U Scortchell Mk2 Coach Pack BR Blue & Grey.....	£59.99
39-052G BR Mk1 SO 2nd Open Coach Network SouthEast.....	£27.99
39-058 Mk1 SO Second Open Coach Network SouthEast.....	£27.99
39-075D Mk1 BSK Brake 2nd Corridor Coach, BR Blue & Grey.....	£33.95
39-079C Mk1 BSK Brake 2nd Corridor Coach BR (WR) weathered.....	£29.99
39-125D Mk1 CK Composite Corridor Coach BR Blue/Grey.....	£27.99
39-126G Mk1 CK Composite Corridor Coach BR, weathered.....	£33.95
39-127E Mk1 CK Composite Corridor Coach BR, weathered.....	£29.99
39-129C Mk1 CK Composite Corridor Coach, BR (WR) weathered.....	£29.99
39-131 Mk1 CK Composite Corridor Network SouthEast.....	£27.99
39-154C Mk1 FK First Corridor Coach, BR (WR) weathered.....	£29.99
39-000H Hunslet Barclay Weddell Mk1 Coaches Twin Pack.....	£59.99
39-001U Network SouthEast Mk2 Coach Pack BR Blue & Grey.....	£59.99
39-001U Scortchell Mk2 Coach Pack BR Blue & Grey.....	£59.99
39-052G BR Mk1 SO 2nd Open Coach Network SouthEast.....	£27.99
39-058 Mk1 SO Second Open Coach Network SouthEast.....	£27.99
39-075D Mk1 BSK Brake 2nd Corridor Coach, BR Blue & Grey.....	£33.95
39-079C Mk1 BSK Brake 2nd Corridor Coach BR (WR) weathered.....	£29.99
39-125D Mk1 CK Composite Corridor Coach BR Blue/Grey.....	£27.99
39-126G Mk1 CK Composite Corridor Coach BR, weathered.....	£33.95
39-127E Mk1 CK Composite Corridor Coach BR, weathered.....	£29.99
39-129C Mk1 CK Composite Corridor Coach, BR (WR) weathered.....	£29.99
39-131 Mk1 CK Composite Corridor Network SouthEast.....	£27.99
39-154C Mk1 FK First Corridor Coach, BR (WR) weathered.....	£29.99
39-000H Hunslet Barclay Weddell Mk1 Coaches Twin Pack.....	£59.99
39-001U Network SouthEast Mk2 Coach Pack BR Blue & Grey.....	£59.99
39-001U Scortchell Mk2 Coach Pack BR Blue & Grey.....	£59.99
39-052G BR Mk1 SO 2nd Open Coach Network SouthEast.....	£27.99
39-058 Mk1 SO Second Open Coach Network SouthEast.....	£27.99
39-075D Mk1 BSK Brake 2nd Corridor Coach, BR Blue & Grey.....	£33.95
39-079C Mk1 BSK Brake 2nd Corridor Coach BR (WR) weathered.....	£29.99
39-125D Mk1 CK Composite Corridor Coach BR Blue/Grey.....	£27.99
39-126G Mk1 CK Composite Corridor Coach BR, weathered.....	£33.95
39-127E Mk1 CK Composite Corridor Coach BR, weathered.....	£29.99
39-129C Mk1 CK Composite Corridor Coach, BR (WR) weathered.....	£29.99
39-131 Mk1 CK Composite Corridor Network SouthEast.....	£27.99
39-154C Mk1 FK First Corridor Coach, BR (WR) weathered.....	£29.99
39-000H Hunslet Barclay Weddell Mk1 Coaches Twin Pack.....	£59.99
39-001U Network SouthEast Mk2 Coach Pack BR Blue & Grey.....	£59.99
39-001U Scortchell Mk2 Coach Pack BR Blue & Grey.....	£59.99
39-052G BR Mk1 SO 2nd Open Coach Network SouthEast.....	£27.99
39-058 Mk1 SO Second Open Coach Network SouthEast.....	£27.99
39-075D Mk1 BSK Brake 2nd Corridor Coach, BR Blue & Grey.....	£33.95
39-079C Mk1 BSK Brake 2nd Corridor Coach BR (WR) weathered.....	£29.99
39-125D Mk1 CK Composite Corridor Coach BR Blue/Grey.....	£27.99
39-126G Mk1 CK Composite Corridor Coach BR, weathered.....	£33.95
39-127E Mk1 CK Composite Corridor Coach BR, weathered.....	£29.99
39-129C Mk1 CK Composite Corridor Coach, BR (WR) weathered.....	£29.99
39-131 Mk1 CK Composite Corridor Network SouthEast.....	£27.99
39-154C Mk1 FK First Corridor Coach, BR (WR) weathered.....	£29.99
39-000H Hunslet Barclay Weddell Mk1 Coaches Twin Pack.....	£59.99
39-001U Network SouthEast Mk2 Coach Pack BR Blue & Grey.....	£59.99
39-001U Scortchell Mk2 Coach Pack BR Blue & Grey.....	£59.99
39-052G BR Mk1 SO 2nd Open Coach Network SouthEast.....	£27.99
39-058 Mk1 SO Second Open Coach Network SouthEast.....	£27.99
39-075D Mk1 BSK Brake 2nd Corridor Coach, BR Blue & Grey.....	£33.95
39-079C Mk1 BSK Brake 2nd Corridor Coach BR (WR) weathered.....	£29.99
39-125D Mk1 CK Composite Corridor Coach BR Blue/Grey.....	£27.99
39-126G Mk1 CK Composite Corridor Coach BR, weathered.....	£33.95
39-127E Mk1 CK Composite Corridor Coach BR, weathered.....	£29.99
39-129C Mk1 CK Composite Corridor Coach, BR (WR) weathered.....	£29.99
39-131 Mk1 CK Composite Corridor Network SouthEast.....	£27.99
39-154C Mk1 FK First Corridor Coach, BR (WR) weathered.....	£29.99
39-000H Hunslet Barclay Weddell Mk1 Coaches Twin Pack.....	£59.99
39-001U Network SouthEast Mk2 Coach Pack BR Blue & Grey.....	£59.99
39-001U Scortchell Mk2 Coach Pack BR Blue & Grey.....	£59.99
39-052G BR Mk1 SO 2nd Open Coach Network SouthEast.....	£27.99
39-058 Mk1 SO Second Open Coach Network SouthEast.....	£27.99
39-075D Mk1 BSK Brake 2nd Corridor Coach, BR Blue & Grey.....	£33.95
39-079C Mk1 BSK Brake 2nd Corridor Coach BR (WR) weathered.....	£29.99
39-125D Mk1 CK Composite Corridor Coach BR Blue/Grey.....	£27.99
39-126G Mk1 CK Composite Corridor Coach BR, weathered.....	£33.95
39-127E Mk1 CK Composite Corridor Coach BR, weathered.....	£29.99
39-129C Mk1 CK Composite Corridor Coach, BR (WR) weathered.....	£29.99
39-131 Mk1 CK Composite Corridor Network SouthEast.....	£27.99
39-154C Mk1 FK First Corridor Coach, BR (WR) weathered.....	£29.99
39-000H Hunslet Barclay Weddell Mk1 Coaches Twin Pack.....	£59.99
39-001U Network SouthEast Mk2 Coach Pack BR Blue & Grey.....	£59.99
39-001U Scortchell Mk2 Coach Pack BR Blue & Grey.....	£59.99
39-052G BR Mk1 SO 2nd Open Coach Network SouthEast.....	£27.99
39-058 Mk1 SO Second Open Coach Network SouthEast.....	£27.99
39-075D Mk1 BSK Brake 2nd Corridor Coach, BR Blue & Grey.....	£33.95
39-079C Mk1 BSK Brake 2nd Corridor Coach BR (WR) weathered.....	£29.99
39-125D Mk1 CK Composite Corridor Coach BR Blue/Grey.....	£27.99
39-126G Mk1 CK Composite Corridor Coach BR, weathered.....	£33.95
39-127E Mk1 CK Composite Corridor Coach BR, weathered.....	£29.99
39-129C Mk1 CK Composite Corridor Coach, BR (WR) weathered.....	£29.99
39-131 Mk1 CK Composite Corridor Network SouthEast.....	£27.99
39-154C Mk1 FK First Corridor Coach, BR (WR) weathered.....	£29.99
39-000H Hunslet Barclay Weddell Mk1 Coaches Twin Pack.....	£59.99
39-001U Network SouthEast Mk2 Coach Pack BR Blue & Grey.....	£59.99
39-001U Scortchell Mk2 Coach Pack BR Blue & Grey.....	£59.99
39-052G BR Mk1 SO 2nd Open Coach Network SouthEast.....	£27.99
39-058 Mk1 SO Second Open Coach Network SouthEast.....	£27.99
39-075D Mk1 BSK Brake 2nd Corridor Coach, BR Blue & Grey.....	£33.95
39-079C Mk1 BSK Brake 2nd Corridor Coach BR (WR) weathered.....	£29.99
39-125D Mk1 CK Composite Corridor Coach BR Blue/Grey.....	£27.99
39-126G Mk1 CK Composite Corridor Coach BR, weathered.....	£33.95
39-127E Mk1 CK Composite Corridor Coach BR, weathered.....	£29.99
39-129C Mk1 CK Composite Corridor Coach, BR (WR) weathered.....	£29.99
39-131 Mk1 CK Composite Corridor Network SouthEast.....	£27.99
39-154C Mk1 FK First Corridor Coach, BR (WR) weathered.....	£29.99
39-000H Hunslet Barclay Weddell Mk1 Coaches Twin Pack.....	£59.99
39-001U Network SouthEast Mk2 Coach Pack BR Blue & Grey.....	£59.99
39-001U Scortchell Mk2 Coach Pack BR Blue & Grey.....	£59.99
39-052G BR Mk1 SO 2nd Open Coach Network SouthEast.....	£27.99
39-058 Mk1 SO Second Open Coach Network SouthEast.....	£27.99
39-075D Mk1 BSK Brake 2nd Corridor Coach, BR Blue & Grey.....	£33.95
39-079C Mk1 BSK Brake 2nd Corridor Coach BR (WR) weathered.....	£29.99
39-125D Mk1 CK Composite Corridor Coach BR Blue/Grey.....	£27.99
39-126G Mk1 CK Composite Corridor Coach BR, weathered.....	£33.95
39-127E Mk1 CK Composite Corridor Coach BR, weathered.....	£29.99
39-129C Mk1 CK Composite Corridor Coach, BR (WR) weathered.....	£29.99
39-131 Mk1 CK Composite Corridor Network SouthEast.....	£27.99
39-154C Mk1 FK First Corridor Coach, BR (WR) weathered.....	£29.99
39-000H Hunslet Barclay Weddell Mk1 Coaches Twin Pack.....	£59.99
39-001U Network SouthEast Mk2 Coach Pack BR Blue & Grey.....	£59.99
39-001U Scortchell Mk2 Coach Pack BR Blue & Grey.....	£59.99
39-052G BR Mk1 SO 2nd Open Coach Network SouthEast.....	£27.99
39-058 Mk1 SO Second Open Coach Network SouthEast.....	£27.99
39-075D Mk1 BSK Brake 2nd Corridor Coach, BR Blue & Grey.....	£33.95
39-079C Mk1 BSK Brake 2nd Corridor Coach BR (WR) weathered.....	£29.99
39-125D Mk1 CK Composite Corridor Coach BR Blue/Grey.....	£27.99
39-126G Mk1 CK Composite Corridor Coach BR, weathered.....	£33.95
39-127E Mk1 CK Composite Corridor Coach BR, weathered.....	£29.99
39-129C Mk1 CK Composite Corridor Coach, BR (WR) weathered.....	£29.99
39-131 Mk1 CK Composite Corridor Network SouthEast.....	£27.99
39-154C Mk1 FK First Corridor Coach, BR (WR) weathered.....	£29.99
39-000H Hunslet Barclay Weddell Mk1 Coaches Twin Pack.....	£59.99
39-001U Network SouthEast Mk2 Coach Pack BR Blue & Grey.....	£59.99
39-001U Scortchell Mk2 Coach Pack BR Blue & Grey.....	£59.99
39-052G BR Mk1 SO 2nd Open Coach Network SouthEast.....	£27.99
39-058 Mk1 SO Second Open Coach Network SouthEast.....	£27.99
39-075D Mk1 BSK Brake 2nd Corridor Coach, BR Blue & Grey.....	£33.95
39-079C Mk1 BSK Brake 2nd Corridor Coach BR (WR) weathered.....	£29.99
39-125D Mk1 CK Composite Corridor Coach BR Blue/Grey.....	£27.99
39-126G Mk1 CK Composite Corridor Coach BR, weathered.....	£33.95
39-127E Mk1 CK Composite Corridor Coach BR, weathered.....	£29.99
39-129C Mk1 CK Composite Corridor Coach, BR (WR) weathered.....	£29.99
39-131 Mk1 CK Composite Corridor Network SouthEast.....	£27.99
39-154C Mk1 FK First Corridor Coach, BR (WR) weathered.....	£29.99
39-000H Hunslet Barclay Weddell Mk1 Coaches Twin Pack.....	£59.99
39-001U Network SouthEast Mk2 Coach Pack BR Blue & Grey.....	£59.99
39-001U Scortchell Mk2 Coach Pack BR Blue & Grey.....	£59.99
39-052G BR Mk1 SO 2nd Open Coach Network SouthEast.....	£27.99
39-058 Mk1 SO Second Open Coach Network SouthEast.....	£27.99
39-075D Mk1 BSK Brake 2nd Corridor Coach, BR Blue & Grey.....	£33.95
39-079C Mk1 BSK Brake 2nd Corridor Coach BR (WR) weathered.....	£29.99
39-125D Mk1 CK Composite Corridor Coach BR Blue/Grey.....	£27.99
39-126G Mk1 CK Composite Corridor Coach BR, weathered.....	£33.95
39-127E Mk1 CK Composite Corridor Coach BR, weathered.....	£29.99
39-129C Mk1 CK Composite Corridor Coach, BR (WR) weathered.....	£29.99
39-131 Mk1 CK Composite Corridor Network SouthEast.....	£27.99
39-154C Mk1 FK First Corridor Coach, BR (WR) weathered.....	£29.99
39-000H Hunslet Barclay Weddell Mk1 Coaches Twin Pack.....	£59.99
39-001U Network SouthEast Mk2 Coach Pack BR Blue & Grey.....	£59.99
39-001U Scortchell Mk2 Coach Pack BR Blue & Grey.....	£59.99
39-052G BR Mk1 SO 2nd Open Coach Network SouthEast.....	£27.99
39-058 Mk1 SO Second Open Coach Network SouthEast.....	£27.99
39-075D Mk1 BSK Brake 2nd Corridor Coach, BR Blue & Grey.....	£33.95
39-079C Mk1 BSK Brake 2nd Corridor Coach BR (WR) weathered.....	£29.99
39-125D Mk1 CK Composite Corridor Coach BR Blue/Grey.....	£27.99
39-126G Mk1 CK Composite Corridor Coach BR, weathered.....	£33.95
39-127E Mk1 CK Composite Corridor Coach BR, weathered.....	£29.99
39-129C Mk1 CK Composite Corridor Coach, BR (WR) weathered.....	£29.99
39-131 Mk1 CK Composite Corridor Network SouthEast.....	£27.99
39-154C Mk1 FK First Corridor Coach, BR (WR) weathered.....	£29.99
39-000H Hunslet Barclay Weddell Mk1 Coaches Twin Pack.....	£59.99
39-001U Network SouthEast Mk2 Coach Pack BR Blue & Grey.....	£59.99
39-001U Scortchell Mk2 Coach Pack BR Blue & Grey.....	£59.99
39-052G BR Mk1 SO 2nd Open Coach Network SouthEast.....	£27.99
39-058 Mk1 SO Second Open Coach Network SouthEast.....	£27.99
39-075D Mk1 BSK Brake 2nd Corridor Coach, BR Blue & Grey.....	£33.95
39-079C Mk1 BSK Brake 2nd Corridor Coach BR (WR) weathered.....	£29.99
39-125D Mk1 CK Composite Corridor Coach BR Blue/Grey.....	£27.99
39-126G Mk1 CK Composite Corridor Coach BR, weathered.....	£33.95
39-127E Mk1 CK Composite Corridor Coach BR, weathered.....	£29.99
39-129C Mk1 CK Composite Corridor Coach, BR (WR) weathered.....	£29.99
39-131 Mk1 CK Composite Corridor Network SouthEast.....	£27.99
39-154C Mk1 FK First Corridor Coach, BR (WR) weathered.....	£29.99
39-000H Hunslet Barclay Weddell Mk1 Coaches Twin Pack.....	£59.99
39-001U Network SouthEast Mk2 Coach Pack BR Blue & Grey.....	£59.99
39-001U Scortchell Mk2 Coach Pack BR Blue & Grey.....	£59.99
39-052G BR Mk1 SO 2nd Open Coach Network SouthEast.....	£27.99
39-058 Mk1 SO Second Open Coach Network SouthEast.....	£27.99
39-075D Mk1 BSK Brake 2nd Corridor Coach, BR Blue & Grey.....	£33.95
39-079C Mk1 BSK Brake 2nd Corridor Coach BR (WR) weathered.....	£29.99
39-125D Mk1 CK Composite Corridor Coach BR Blue/Grey.....	£27.99
39-126G Mk1 CK Composite Corridor Coach BR, weathered.....	£33.95
39-127E Mk1 CK Composite Corridor Coach BR, weathered.....	£29.99
39-129C Mk1 CK Composite Corridor Coach, BR (WR) weathered.....	£29.99
39-131 Mk1 CK Composite Corridor Network SouthEast.....	£27.99
39-154C Mk1 FK First Corridor Coach, BR (WR) weathered.....	£29.99
39-000H Hunslet Barclay Weddell Mk1 Coaches Twin Pack.....	£59.99
39-001U Network SouthEast Mk2 Coach Pack BR Blue & Grey.....	£59.99
39-001U Scortchell Mk2 Coach Pack BR Blue & Grey.....	£59.99
39-052G BR Mk1 SO 2nd Open Coach Network SouthEast.....	£27.99
39-058 Mk1 SO Second Open Coach Network SouthEast.....	£27.99
39-075D Mk1 BSK Brake 2nd Corridor Coach, BR Blue & Grey.....	£33.95
39-079C Mk1 BSK Brake 2nd Corridor Coach BR (WR) weathered.....	£29.99
39-125D Mk1 CK Composite Corridor Coach BR Blue/Grey.....	£27.99
39-126G Mk1 CK Composite Corridor Coach BR, weathered.....	£33.95
39-127E Mk1 CK Composite Corridor Coach BR, weathered.....	£29.99
39-	







# DIGITAL REVERSE LOOPS

Reverse loops are useful operationally but can be a challenge to wire. **NIGEL BURKIN** shows how it can be done.

**A**S USEFUL as they are, return loops (and wye junctions) cause major problems when it comes to wiring and powering a model railway layout. Analogue and Digital Command Control (DCC) layouts have to overcome the challenge of the permanent short circuit that occurs when a wye (Diagram 1) or reverse loop (Diagram 4) causes rails of opposite polarity to meet at the diverging turnout(s). The short circuit is effectively hardwired into the layout's electrical circuits. How is the modeller to overcome this electrical conundrum?

## THE ANALOGUE SOLUTION

There are several solutions to the reverse loop short circuit that can be employed on analogue layouts. All of them involve isolating the whole length of the loop with double gapped insulation on all tracks entering the loop track, effectively breaking the permanent short circuit. Power has to be supplied to the isolated track section in some manner without causing a short circuit as a train enters the loop, which will potentially happen if the loop is wired directly to the layout wiring.


The accepted solution amongst experienced modellers is to reverse the polarity of the track power using a double-pole, double-throw switch. The switch is set to the polarity of the track entering the loop and then switched

when the train is scheduled to leave the loop. The train must be stopped in the reversing section to allow the switch to be thrown and the direction of the controller to be reversed so the train will be in phase with the track power when it leaves the reversing section. Don't forget to change the turnout either.

The problem with many of the solutions, including the use of diodes arranged as a bridge rectifier to control the reversing loop, is that trains have to run round the reversing section in one direction only. If the switch is used, operators have to be on their toes to ensure the polarity change switch is correctly set when the train approaches the loop – clear labelling on the control panel is a must. If the loop is small, such as those on the 'N' gauge layout shown in the adjacent photographs, control can be made fairly straightforward for a digital layout.

## REVERSE MODULES

Wiring up reverse loops and wyes is simple to do with DCC control and the use of an auto-reversing module makes it a 'fit and forget' solution. The design and functionality will depend on the manufacturer. For example, the Gaugemaster DCC40 auto reverse module is a simple two wires in and two wires out module for connection to the main power bus and to power the reversing section.



The Digitrax PM42 unit shown in this article is at the more sophisticated end of the market and offers a high level of functionality but is complex to set up – not one for the average DCC user. It has four outputs which are either used to control sub power districts or reverse loops or any combination of both. Digitrax also offers a simple auto reverser, the AR1, which is literally a single output 'plug and play' version in the same manner as the Gaugemaster DCC40. Whether it's the DCC Concepts PSX-AR or the Lenz LK200 unit; they all do the same job. Be aware that some of the simpler, lower cost units do not provide short circuit protection in the event of a misaligned turnout or derailment.


## WIRING THE LOOP

It is essential to double gap the track at each end of a reverse loop or wye junction reversing section. The section must be completely isolated from the rest of the track. The same applies to the wiring. The output wiring from an auto reverse module should be considered to be a separate power bus or electrical block and the reversing section as a sub power district. Depending on your choice of auto reverse module, short circuit protection may or may not





The reversing loop is an operationally useful track formation which resolves one of the more frustrating aspects of model railway electronics: the permanent short circuit because rails with current of opposite polarity meet at the diverging turnout.




be available for the reverse section in the event of a derailment. A circuit breaker is a consideration if the track formation in the reverse loop is extended and more complex than a single line.

Otherwise, wire up the track as if you are dealing with a sub power district (HM98) by installing an independent power bus and droppers to the track in the reversing section. Keep the reverse section wiring completely independent of the rest of the layout wiring – use no common wiring practices. The input side of the auto reverse module should be connected to the DCC base system via the main power bus.

## TRAIN LENGTH

In all matters of model railway electronics, there is usually a sting in the tail. That sting, in this case, could come from the rear of a train bridging the isolation at one end of the reverse section whilst the front of the train crosses the other end if the reversing section is shorter than the train length.

A High Speed Train is an example. Hornby's 'OO' gauge and Dapol's 'N' gauge motorised and dummy power cars are fitted with pick-ups for operating running lights at both ends of the train. Trains with current collection at the front and rear of a train formation like the




The key to success with reverse loop modules is making the return loop and its sub power district as long as the longest train likely to be run over the layout.

HST can bridge the reverse loop isolation at both ends of a reversing section if it is too short, causing a short circuit. There's a trend towards installing pick-ups and lighting circuits in coaching stock, the Hornby Pullmans for 'OO' and the Dapol Mk 3 coaches for 'N' being


examples, and working tail lights are becoming more popular for all sorts of train making the length of reverse loops important to get right.

So what if you do not run unit passenger trains with pick-ups fitted to the rear vehicle? Can you get away with a short reverse section? To a »





Specialised modules are used to control the current in reverse loops or reversing sections. They can be as simple as a small box with two wires in and two wires out or a complex power management module such as the Digitrax PM42 here.



certain extent, yes. However, metal wheelsets can and often do cause problems. Two metal wheelsets can bridge the isolation gaps at each end of the reversing section at the same time – one at the front of the train and one towards the rear. The very sensitive short circuit detection of DCC systems will shut the power district down in the millisecond that the short exists.

The best advice here is to ensure that the reversing section is longer than your longest train to solve the problem before it starts!

## OPERATION

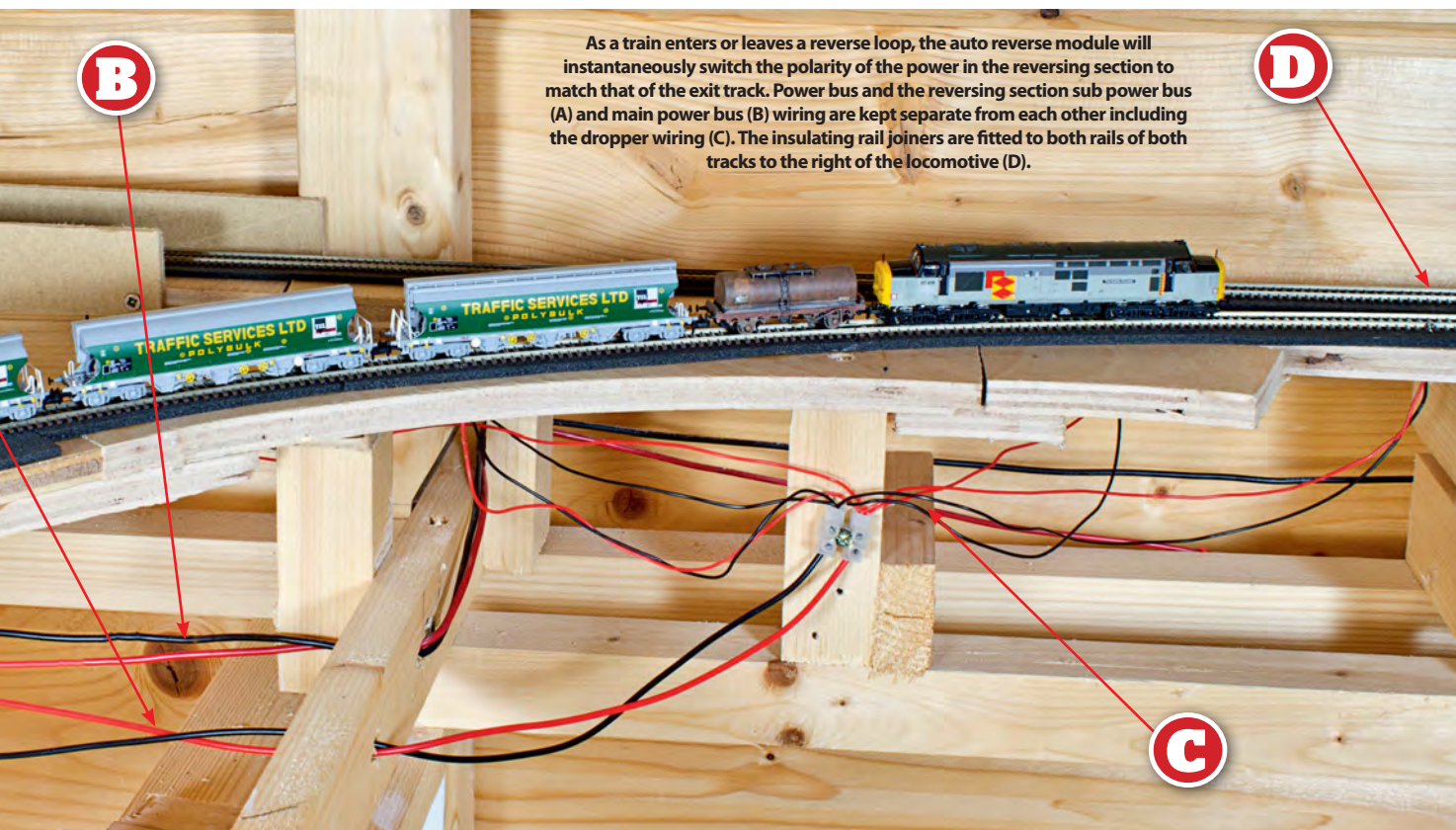
The whole point of using a DCC auto reverse module instead of a switch is to make reverse loops, wye and even turntable operation completely seamless – install them and then forget them.

Operation is completely hands-off and not dependent on direction of travel through the reversing section. It takes advantage of the fact that it is the locomotive decoder that determines the direction of travel and not polarity of power in the layout.

As a train enters a DCC reverse section the auto reverse module detects if the polarity setting in the reverse section is the same as that in the entry track. This will depend on the status of the reversing section following the passage of the last train. If polarity is not the same, the reversing module will instantaneously - without any prompting - flip the polarity to match that of the entry line before the base DCC system detects the short circuit. The train will continue on its way as if nothing happened and with no change in direction. Digital sound and lighting effects will remain active during the journey through the reverse loop too as the reaction time of the reverse loop module is so quick.

Upon leaving the reversing section, the same thing happens again – the auto reverse module detects any difference in polarity and flips it again to match that of the exit track. The one






thing the layout operator must be ready for is to align any turnouts that control the entry and exit route to the loop or junction. There is no need to change direction control of the train or throw any electrical block switches.

## SPECIFICATIONS

As a last word, I would suggest that the specifications of auto reverse modules are carefully read before making a purchase and to seek advice before buying. Manufacturers usually place the instruction sheets on their websites making product research easier to do. Remember that not all auto reverse modules are the same and the PM42 that is perfect for my large 'N' gauge layout may not be the best solution for your project.

Some auto reverse modules are slower to react than others and not as sensitive to polarity change when used with low powered entry level DCC systems. Basic auto reverse models sometimes do not offer short circuit protection beyond polarity detection – that might be important to you. Some are insanely complex for the average DCC user whilst others may not have a sufficiently high power carrying capacity for large scale use.

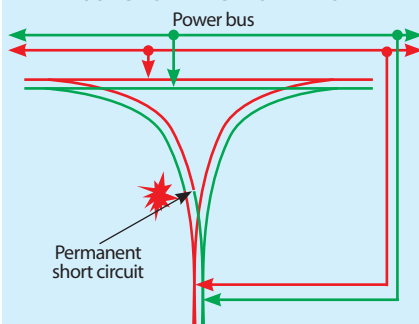
Nonetheless, the benefit of DCC auto reverse modules is one of the major advantages of DCC operation. Once you have the module installed you can simply run trains around reverse loops without worrying about throwing switches to control power in the track and stopping a train to change the direction of travel on a controller. It is a feature you will soon take for granted. 

## USEFUL LINKS

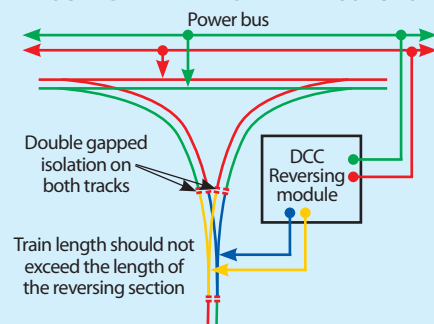
<b>DCC Concepts:</b>	<a href="http://www.dccconcepts.com">www.dccconcepts.com</a>
<b>DCC Supplies:</b>	<a href="http://www.dccsupplies.co.uk">www.dccsupplies.co.uk</a>
<b>Digitrains:</b>	<a href="http://www.digitrains.co.uk">www.digitrains.co.uk</a>
<b>Digitrax:</b>	<a href="http://www.digitrax.com">www.digitrax.com</a>
<b>Gaugemaster:</b>	<a href="http://www.gaugemaster.com">www.gaugemaster.com</a>

## WIRING DIAGRAMS

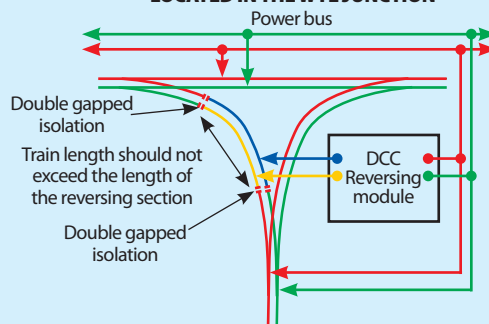
**DIAGRAM 1: SHORT CIRCUIT BY A WYE JUNCTION TRACK FORMATION**



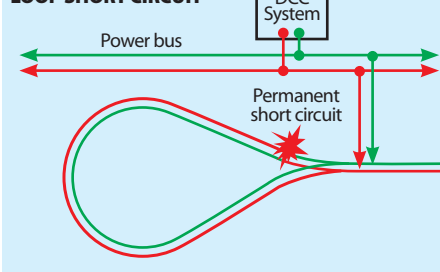
**DIAGRAM 2: DCC REVERSING SECTION LOCATED IN THE TAIL OF THE WYE JUNCTION**



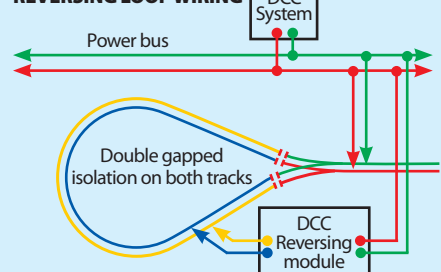
**DIAGRAM 3: DCC REVERSING SECTION LOCATED IN THE WYE JUNCTION**



**DIAGRAM 4: REVERSING LOOP SHORT CIRCUIT**



**DIAGRAM 5: DCC AUTO REVERSING LOOP WIRING**





# Thank you Paul for DCC advice

I returned to railway modelling soon after DCC sound had been refined and was able to read the game changing article in HM88 by Paul Chetter.

Up until this time I was having problems with 0-4-0 and 0-6-0 tank locomotives stalling on Hornby dead frog points on my layout when fitted with ordinary non-sound decoders. However, when fitting Zimo MX645 sound decoders with six 1 Farad supercapacitors in series the problem was solved. Locomotives would run for 4ft with the power switched off. But - when looking through the Zimo manual for some information on changing a certain CV, I passed a page which said that the maximum size of capacitor was only about 7,000 micro farads. This was a great shock as 7,000 would

only turn the wheels for less than one revolution. Was I damaging the decoders with my 166,666? I turned to the net and asked this question, and lo and behold there was Paul with the definitive answer! He told me there would be no problem.

Thank you Paul. I write this as others may have seen the limit in the manual, observed it and been denied the amazing running achieved with six 1 Farad supercapacitors. For me the only way is Zimo MX645 stay alive and sounds loaded by Digitrains. Also of course as stated in the original article you get amazing locomotive control even with Hornby 0-4-0 Railroad steam and diesel locomotives. You can back down onto a train and couple up without moving the coach, truly a revolution.

*Mike Shepherd, by e-mail.*

## What about the 'Silver Jubilee' coaches?

Congratulations on Hornby producing the Limited Edition of the four silver 'A4s'. Now, what about it producing the coaches that comprised the original 'Silver Jubilee' trains, including the articulated two and three coach sets? I, for one, would be very interested in having these on my layout to pull behind 'A4s' I already have.

*Graeme Leary, New Zealand.*

# Let's compare new and old 'Kings'

I read every issue of *Hornby Magazine* with interest and there's always something that stands out.

In the November issue, the review of the new Hornby 'King' has triggered a thought. Why not show the manufacturer's past attempt

at a model alongside the latest version? One shot showing both models would illustrate almost beyond further words just how far standards have come in the last 20 years.

*Jeff Stevenson, Plymouth.*



# Going digital isn't as **SCARY AS YOU MIGHT THINK!**



## Were windscreens really dirty?

As a 'born again modeller', I feel I have to write and say how much I have enjoyed *Hornby Magazine* and find it a regular source of information which has inspired me to attempt tasks I thought out of my comfort zone. I did notice in HM101 that the article on Old Mills Colliery Sidings contained windscreens of locomotives, particularly the 'Hymek', that were very dirty. Surely no driver would allow that?

*Alan Carpenter, West Midlands.*





**I** DECIDED TO GO DIGITAL after reading your article in HM97. Before this point, I had little interest in Digital Command Control (DCC). Perhaps your readers may be interested in how I progressed following the article as it is not nearly as intimidating as it might seem.

I looked at the DCC controllers available in the magazines, on the internet and actually seeing and handling the units. YouTube is a useful source of information and tips.

I finally opted for a Digitrax Zephyr starter unit plus some decoders which I bought from Digitrains, which provided

excellent advice and service. I found that it was easy to install the DCC controller. I simply wired the DCC feed into the former DC input, as indicated in your article.

I had problems fitting the decoders to the locomotives mainly due to physical size. This was easily overcome by the purchase of micro decoders which are much smaller. I think the answer is not just to count the number of pins, but to take the body off the chassis to examine the space available before the decoder is purchased.

The operation of the DCC controller is straightforward. It is very easy to run locomotives.

Again, YouTube is a useful information source for all makes and types of controller. I am having problems understanding and using the Configuration Variables (CVs). It is easy to programme a CV, but what value should be inputted and why? The instructions provided with the decoders are often sparse, poorly written and assume a level of knowledge that the novice does not have. More detailed manuals can often be found on the manufacturer's website.

Unfortunately, articles on DCC seem meaningless, alien and a waste of space to those who have no interest in going digital. Thus, all previous contributions

on DCC that I came across from magazines have long gone to the recycle bin. It shows that you never know what you might need or how things might develop!

In conclusion, your article was motivational and very useful. I am very pleased with my DCC controller project and would not go back to DC even though it would be simple to do so.

I now have a whole series of future DCC projects on the to do list, including fitting decoders to non-DCC ready models, installing DCC controlled points and ancillaries, lights, sound and even a fully-operating mimic diagram.

**Andy Matchett, Guisborough.**



## Croستی '9F' allocations

I have just purchased my copy of HM102. It was not long before I came across the article about the Crosti '9Fs'. The article itself is very good and shows what changes can be made to improve the model.

However, on page 67 at the top of the page there is a photo of 92023 at Crewe Works and the caption on the photograph states 'all stayed at Wellingborough throughout their brief lives'. This is incorrect.

I have enclosed a complete list of all 10 Crostis' shed allocations

which shows they were to be found over a large area of the Midland Region including Carlisle Kingmoor, Rowsley, Saltley, Birkenhead and Croes Newydd. This information can be found in *BR Steam Locomotives Complete Allocations History 1948-1968* by Hugh Longworth, published by OPC. It is interesting to note that when the Crostis were stored in 1959, 92026 was not. I hope this is of some interest.

**David Tubbs,  
Banbury, Oxfordshire.**





**Southern Office and Showroom**  
15, Liberty Close, Woolsbridge Ind. Park,  
Three Legged Cross, WIMBORNE, Dorset, BH21 6SX  
Tel: 01202 828308 - Fax: 01202 829706  
E-mail: southsales@ayrey.co.uk

**JOHN AYREY**  
DIE CASTS LIMITED



**Head Office and Main Showroom**  
Bentley House, 202 Market Street, SHIPLEY  
West Yorkshire, BD18 2BY  
Tel: 01274 594119 - Fax: 01274 531505  
E-mail: ayrey@msn.com - Web: www.ayrey.co.uk

**WE ARE 'TRADE ONLY'**  
RETAIL CUSTOMERS PLEASE CONTACT  
A LOCAL MODEL SHOP OR VISIT OUR  
WEBSITE - WWW.AYREY.CO.UK

**Artitec**  
WWW.ARTITEC.NL

10250 - Lighthouse (UNPAINTED RESIN KIT 1:87 - HO)  
50107 - NORWEGIAN FISHING BOAT 'FRAMTID 1' (UNPAINTED RESIN KIT 1:87 - HO)  
38708 - SET OF THREE ROWING BOATS (READYMADE 1:87 - HO)  
10220 - SMALL BOATYARD (UNPAINTED RESIN KIT 1:87 - HO)  
38723 - LIVESTOCK CART (1:87 - HO)  
38710 - SET OF TWO OUTBOARD BOATS (READYMADE 1:87 - HO)  
10144 - STEEL QUAYSIDE (UNPAINTED RESIN KIT 1:87 - HO)  
10143 - BRICK QUAYSIDE (UNPAINTED RESIN KIT 1:87 - HO)

**SUPERB RANGE OF READY MADE MODELS & KITS FROM HOLLAND IN SCALES 'Z', 'N' & 'HO'**

**OXFORD**  
FULL RANGE OF ROAD & RAIL MODELS  
FIRST LOCOMOTIVE RELEASE  
OR76AR001 - ADAMS RADIAL 30583  
LATE BRITISH RAILWAYS LIVERY

**FULL RANGE OF SCENERY, VEHICLES, BUILDINGS & NARROW GAUGE RAILWAYS**

**BUSCH**

**B-T Models**

DA95 - LEYLAND FG VAN 'CO-OP BAKERY' circa 1966 - 1976  
1:76 SCALE 'OO' (1:148 SCALE 'N' RANGE ALSO AVAILABLE)  
DA93 - ARTICULATED VAN 'GREEN SHIELD STAMPS' circa 1975 - 1985  
B115A, B115B & B115C - BRISTOL LODEKKA 3 VERSIONS - 'HANTS & DORSET' circa 1956 - 1981

**Heki**  
RANGE OF TREES, HEDGES, SCATTER, ROADS AND OTHER SCENIC ITEMS

3124 - PAIR OF SINGLE TUNNEL PORTALS (HO)  
1740 - OAK TREE (18cm)  
GRASS MAT, HEDGE, PAVEMENT & ROAD

**WE HAVE 'TRADE ONLY' CASH AND CARRY SHOWROOMS IN WEST YORKS & DORSET - OR WE CAN DELIVER TO ANYWHERE IN THE UK OR WORLDWIDE - THE UK'S LEADING DIE-CAST WHOLESALE -**

# Along Classic Lines.com

Rail & Bus Models • Visit [www.alongclassiclines.com](http://www.alongclassiclines.com) • Email: [info@alongclassiclines.com](mailto:info@alongclassiclines.com)

We buy and sell all types of New & Pre-owned Model Railway & Bus models. Post & Packing £2.95 per order, delivery by tracked courier. Opening hours Mon to Sat 8-5 Closed Wed, for sales & information please call 0161 614 1099

## NEW HORNBY 2014/15 LOCOMOTIVES

R3370ns King Class loco, 'King Richard I' BR early Blue TTS SOUND FITTED. £179.49



- R3353 Sentinel 0-4-0DH Diesel Hydraulic Shunter, Balfour Beatty in Orange. £52.49
- R3352 Class 153 Single Car DMU, 153 in FOW First Great Western. £86.49
- R3351 Class 153 Single Car DMU, 153358 in Northern Rail livery. £86.49
- R3349 Class 67 Bo-Bo Diesel Locomotive, 67024 EWS maroon. £126.49
- R3347 Class 92 Co-Co Electric Loco, 92019 'Wagner' EWS Triple grey. £74.49
- R3346 Class 92 Co-Co Electric Loco, 92009 Marco Polo DB red. £74.49
- R3345 Class 66 Co-Co Diesel Loco, 66504 in Freightliner power haul livery. £69.49
- R3341 BR 2 car HAL EMU, in BR blue livery. £119.49
- R3332 King Class Locomotive, 6029 'King Edward VIII' BR late green. £149.49
- R3331 King Class 4-6-0 Locomotive, 6011 'King James I' BR GW green. £149.49
- R3330 King Class 4-6-0 Locomotive, 6029 'King Edward VIII' BR late green. £149.49
- R3329 Urie S15 4-4-0 Class loco, British Railways late black. £129.49
- R3327 Urie S15 4-4-0 Locomotive, Southern Railway green. £129.49
- R3305 K1 Class 2-4-0 Locomotive 62019 in BR Early Black Weathered. £122.49
- R3304 Drummond 700 Class, 0-4-0 tender loco, 30316 BR early black (W) 'NEW'. £105.49
- R3303 D16/3 4-4-0 Loco, 62581 in BR early Black Weathered. £105.49
- R3302 Train Pack 'Return from Dunkirk' 700 Class loco + 3 Mousell Coaches. £239.95
- R3301 Castle Class locomotive, 4073 'Earl of Mount Edgumbar' BR early green. £139.49
- R3290A 2 HAL 2 Car EMU in British Railways green s/yell panel. £125.49
- R3290 2 HAL 2 Car EMU in British Railways green. £125.49
- R3287rs Class 60 Co-Co Diesel, 60005 'Skidow' DCC SOUND FITTED. £247.49
- R3285 Baginell 0-4-0SD Diesel Shunter, in red and dark grey industrial user livery. £79.49
- R3280 Gresley A4 Class loco, 4496 'Golden Shuttle' LNER blue. £74.49
- R3278 Unrebuilt Patriot Class loco, 45518 'Broadshaw' BR early green. £74.49
- R3276 LMS Compound 4-4-0 Loco, 1072 in LMS black. £74.49
- R3275 Class 31 Diesel Locomotive, 31144 in Engineers grey and yellow. £59.49
- R3274 Franco Crossi 9F 2-10-0 Locomotive, 92027 BR Early crest. £115.49
- R3272 Class 67 Diesel Locomotive, 67006 'Royal Sovereign' in Royal Crest. £124.49
- R3271 HST Power cars in original Executive livery. £209.49
- R3269 HST power cars in BR eastern region livery. £209.49
- R3268 Class 67 Bo-Bo Diesel Loco, 67003 in Arriva Blue Livery. £109.99



- R3265 Class 56 Co-Co Diesel Loco, 56087 in COLAS livery. £147.49
- R3264 Class 50 Co-Co Diesel, 50046 'Ajax' in BR LL blue. £139.49
- R3263 Class 50 Co-Co Diesel, 50024 'Vanguard' BR LL blue. £139.49
- R3260 2HAL 2 Car EMU Southern Railway Green. £117.49

- R3259 2-Bill 2 Car EMU 2090, BR Blue NRM Edition. £117.49
- R3258 2-Bill 2 Car EMU in BR blue. £117.49
- R3257 2-Bill 2 Car EMU in BR green. £117.49
- R3246ns P2 Class 'Lock the North' in LNER green SOUND FITTED. £149.49
- R3245ns A1 Peppercorn Class 4-6-2 Loco 'Tornado' in BR early blue SOUND FITTED. £148.49
- R3244ns 4-6-2 Locomotive, 71000 'Duke of Gloucester' TTS SOUND FITTED. £127.49
- R3243A K1 Class 2-4-0 Loco 62027 in BR late black. £119.49



- R3241 Duchess Class 4-6-2 Loco, 46236 'City of Bradford' in BR maroon. £128.49
- R3240 Drummond 700 Class, 0-4-0 tender loco, 30316 BR early black 'NEW'. £103.49
- R3239 Drummond 700 Class Locomotive 30315 in BR late black. £103.49
- R3237 Castle Class loco, 4073 'Coephill Castle' Great Western green. £139.49
- R3236 Class 8 Locomotive 'Duke of Gloucester' late be green. £123.49
- R3235 D16/3 4-4-0 Locomotive, 62524 in BRITISH RAILWAYS Black. £105.49
- R3234 D16/3 4-4-0 Locomotive, 62530 in BR early black. £105.49
- R3233 D16/3 4-4-0 Locomotive, 8825 in LNER lined black. £105.49
- R3229 Star Class 4-4-0 Loco, 'British Monarch' BR early green. £135.49
- R3227 Thompson 01 Class 2-8-0 Locomotive, 63663 in BR late black. £117.49
- R3226 Churchward Class 72xx 2-8-2 Tank Loco, 7218 BR black. £119.49
- R3225 Churchward 52xx 2-8-0 Tank Loco 5259 BR black. £112.49
- R3223 Churchward 42xx 2-8-0 Tank Loco 4257. £117.49
- R3222 Churchward 42xx 2-8-0 Tank Loco, 4261 GW green. £119.49
- R3221 Train Pack, Duchess Class 'Duchess of Sutherland' & Support Coach. £146.95
- R3220 Train Pack 'Tysley Connection' Hall Class loco + 3 coaches. £159.49
- R3208 Schools Class 4-4-0 Loco, 30915 'Brighton' in BR early black large chimney. £129.99
- R3205 BR Hall Class 4-4-0 loco, 4965 'Road Ashton Hall' BR late green. £110.49
- R3202 A3 Class, 4-4-2 Loco, 60103 'Flying Scotsman' NRM special edition. £149.49
- R3195 Duchess Class loco, 46247 'City of Liverpool' BR early green. £119.49
- R3194 'Schools' Class 4-4-0 Loco, 30937 'Epsom' BR Black large style Chimney. £121.49
- R3189 Thompson L1 4-6-2 Tank loco, 9003 in LNER apple green. £116.95
- R3181 Class 56 Co-Co Diesel Loco, 56087 in BR Large Loco blue. £135.95
- R3170 Hall Class 4-4-0 Loco, 4901 'Adderley Hall' GWR Green. £79.49
- R3169 Hall Class 4-4-0 Locomotive, 5972 'Olton Hall' GWR maroon. £79.49
- R3167x Star Class 4-4-0, 4061 'Glastonbury Abbey' BR early green DCC FITTED. £139.00
- R3162A BR 2-Bill 2 Car EMU in BR green. £118.49
- R3161B 2-Bill 2 Car EMU in Southern Railway green. £118.49
- R3161A SR 2-Bill 2 Car EMU in Southern Railway green. £118.49
- R3152 A3 Class Loco, 2509 'Book Law' in LNER lined green. £143.49
- R3131 A4 Class 4-6-2 Loco, 4462 'Great Snipe' LNER blue. £134.00
- R3118 Castle Class 4-6-0 Locomotive, 7023 'Penrice Castle' GWR green. £139.49
- R3108 19 Class, 708 in Southern Railway Black with 8 wheel tender. £112.49
- R3107 19 'Greyhound' 4-4-0, 30313 in BR lined black, 6 Wheel tender. £109.99
- R3086 A1 Class 4-6-2 Loco 4472 'Flying Scotsman' in LNER green. £69.49
- R3061 Churchward County Class 4-4-0 Loco, 3821 'County of Bedford' GW green. £78.49

- R3037 Class 101 2 car DMU, 'Strathclyde PTE' orange & Black. £93.49
- R3019 Grange Class 4-6-0, 6645 'Portland Grange' in BR late Green (W). £124.49
- R3010 King Arthur Class, 667 'Sir Sagamore' SR olive green. £137.49
- R2882 S6DJR 0-6-0 Tank Locomotive No 24 in Prussian Blue. £29.49

## NEW HELJAN LOCOMOTIVES

- Metropolitan Bo-Bo Electric Loco - a few left. £119.49
- 25xx Class 05 Hunslet Diesel Shunter full range in stock 'NEW'. £99.99
- 15xx Class 15 Bo-Bo Diesel Loco 82xx current range all in stock. £97.49
- 16xx Class 16 Bo-Bo Diesel Loco, D84xx most of range in stock. £99.00



- 85xx Class 17 'Clayton' Diesel new range in stock. £97.49
- 23xx Class 23 'Baby Delic' Diesel, D59xx most of range in stock. £99.49
- 26xx Class 26 Diesel, New Tooling various in stock. £99.00
- 34xx Class 33/Bo-Bo Diesel Loco All New Tooling various in stock. £99.00
- 35xx Class 35 Hymek Diesel Loco BR blue. £97.49
- 4005 Prototype Co-Co Diesel loco, No D0260 'Lion' in white. £99.00
- 4010 EE Prototype Co-Co Diesel Loco, 'DP2' original BR plain gr. £99.00
- 4011 EE Prototype Co-Co Diesel Loco, 'DP2' later two tone green. £99.00
- 8705 Waggon & Maschinenbau Railbus, most in stock. £104.49
- 8705x Park Royal Railbus all in stock. £104.49
- 89xx Class 128 DPU, most versions are available, blue/green/red/weathered etc. £99.00
- 6002 Gauge 0, Class 60 Co-Co Diesel Locomotive, EWS maroon. £515.00



## NEW DAPOL OO LOCOMOTIVES

- 4012001 Class 22 Diesel, D6316 in BR Green. £119.00
- 4003007 Class 52 Diesel, D1065 'Western Firebrand' BR maroon. £119.00
- 4003004 Class 52 Diesel, D1058 'Western Nobleman' BR Blue. £119.00
- 7501002 Gauge 0, A1X 'Terrier' 0-4-0 Tank Locomotive, Kent & East Sussex. £185.49



## BACHMANN LOCOMOTIVES OO GAUGE

- 31-001 Robinson Class 04, 2-8-0 Loco 63601 BR late black. £105.49
- 31-002 Robinson Class 04, 2-8-0 Loco 63635 in BR early black. £105.49
- 31-088 GWR Earl Class 4-4-0 9028 in British Railways early black. £119.49

- 31-089 GWR Earl Class 4-4-0 3214 in Great Western Green. £119.49
- 31-138 D11 Class 4-4-0 Loco, 62682 'Hystoun Of Bucklow' in BR black. £119.49
- 31-168 Class 5 L&Y 2-4-2 Tank loco, 10713 in LMS crimson. £92.49
- 31-169 L&Y 2-4-2 Tank engine, 50705 in BR early black. £97.49



- 31-269 Class 419 MLV, Motor Luggage Van, BR Juffa Cake livery. £92.49
- 31-366 Class 03, 0-4-0 Diesel Shunter D2016 in BR green. £70.75
- 31-531 A2 Class, 4-6-2 Locomotive, 60536 'Trimbsch' in BR early green. £158.95
- 31-782 BR Modified Hall Class 6965 'Thirlestaine Hall' in BR late green. £129.49
- 31-783 BR Modified Hall Class 7904 'Fountains Hall' in BR early green (W). £129.49
- 31-981 BR Standard Class 3MT Tank Loco, 82021 BR early black. £104.95
- 32-044 Class 20 Bo-Bo Diesel Loco 20141 in BR Green FVP, weathered. £98.49
- 32-045 Class 20 Diesel, 20118 'Saltburn by the Sea' Railfreight LL. £98.49
- 32-065 NBL Class 43 Warship loco, D865 'Zealous' BR Maroon. £118.95
- 32-066 NBL Class 43 Warship loco, D835 'Pegasus' BR Green. £118.95
- 32-067 NBL Class 43 Warship loco, 842 'Royal Oak' BR blue. £118.95
- 32-085 BR 56xx Class 4-21 Tank Loco, 6639 in BR early black. £79.49
- 32-331 Class 25/1 Bo-Bo Diesel Loco, 25043 in BR green. £95.95
- 32-370 Class 37/4 Co-Co Diesel Locomotive, 37405 in DRS 'Compass' Livery. £114.95



- 32-389 Class 37/4 Co-Co Diesel Locomotive 37421 in COLAS livery. £114.95
- 32-408 Class 25/3 Bo-Bo Diesel, 25286 in BR blue 'domino' Headrodes. £95.49
- 32-5508 Class A1 4-6-2 Locomotive, 60163 'Tornado' in BR blue. £115.00
- 32-680 Class 45 (Co-Co) Diesel Locomotive, 45036 in BR blue. £110.00
- 32-681 Class 45 (Co-Co) Diesel Locomotive, D108 in BR plain green. £110.00
- 32-763 Class 57 Co-Co Diesel, 57309 'Pride of Crew' DRS. £124.99
- 32-786 Class 37 Diesel Locomotive, 37174 in EWS maroon weathered. £119.49
- 32-928 Class 150/1, 2 car DMU in Provincial livery. £145.49
- 25-2014 Special Boxed set, Jubilee and union jack Class 47 Limited Edition. £229.49
- 35-075 E4 Class 0-6-2 Tank Loco, 579 in LBSU livery. £97.49
- 35-077 E4 Class 0-6-2 Tank Loco, 32556 in BR early black. £97.49

Along Classic Lines stock a wide range of Train and Bus models please call 0161 614 1099 for more information and availability, 18 Cedar Drive, Urmston Manchester M41 9HY. Callers strictly by appointment only please



**NEW!**

# BR STEAM

## WESTERN REGION 50 YEARS ON

# BR STEAM

## WESTERN REGION 50 YEARS ON



*Right Away!*  
with STEAM DAYS £6.99



**JUST  
£6.99**

*BR Steam - Western Region 50 Years On* commemorates the 50th anniversary of the end of steam on British Railways Western Region as 31 December 1965 saw the end of steam-hauled Western Region trains.

With supporting text and a wealth of archive photographs, *BR Steam - Western Region 50 Years On* traces the story of steam in the 18 years (1948-1965) that the former Great Western Railway lines, together with some lost, and others gained, spent as part of the nationalised system – British Railways. All railway enthusiasts that recall those halcyon days of Western Region steam will have their own special recollections, and *BR Steam Western Region 50 Years On* will help rekindle some of those memories over 116 high-quality pages.

### Features include

- An inherited railway
- Pre-Grouping locomotives in Western Region days
- Great Western locomotives that never were
- Western Standards
- Steam Days in Colour: Paddington and its London suburbs
- 1963 regional changes and Dr Beeching's medicine
- The countdown to oblivion of GW steam - 1956 to 1965
- 1965 - steam's final year

**AND MUCH MORE!**

AVAILABLE **NOW** FROM **WHSmith** AND OTHER LEADING NEWSAGENTS

ALTERNATIVELY, **ORDER DIRECT:**



Free P&P\* when you order online at  
**[www.keypublishing.com/shop](http://www.keypublishing.com/shop)**



Call UK **01780 480404**  
Overseas **+44 1780 480404**  
Lines open 9.00-5.30, Monday-Friday

\* Free P&P valid on UK and BFPO orders. Overseas charges apply.



1339/15

**SUBSCRIBERS CALL FOR YOUR £1.00 DISCOUNT**



# Tonbridge WEST YARD

This inspirational 'OO' Southern electric layout was a popular exhibit of the 1990s and early 2000s show circuit. After a lengthy absence from the public eye, **PAUL WADE** reveals the story behind its recent and warmly welcomed revival.

**PHOTOGRAPHY, TREVOR JONES**

**T**HIS is my second exhibition layout following on from Maidstone Barracks which did the rounds in the 1980s. That was retired due to baseboard problems so ideas for a replacement were started.

I was looking for a design that combined my Southern Region Electric Multiple Units (EMUs) with my expanding interest in departmental wagons and on-track plant. I had enjoyed modelling a prototype location before with the mix of research, design and the challenge of recreating items large and small, much of which had





## STATISTICS

<b>Owner:</b>	Paul Wade
<b>Scale:</b>	'OO'
<b>Length:</b>	18ft
<b>Width:</b>	10ft
<b>Track:</b>	Peco code 100
<b>Control:</b>	Analogue
<b>Period:</b>	BR Network SouthEast, early 1990s

to be scratchbuilt or heavily modified.

My working life put me at an advantage as I worked for the railway from my apprenticeship as an electrical and mechanical traction fitter, and had become an electrical technician on Power Supply (electrification) by the time I was considering the new layout. I had knowledge and access to the railway which proved very useful.

After much research and several sketched ideas, I chose a scaled down Tonbridge West Yard as the future layout. The variety of prototype trains and stock exceeded



**Signal and Telegraph (S&T) staff are being trained on the demonstration point and equipment in front of the signalbox, the box being the accommodation for the local S&T department. Class 09 09012 *Dick Hardy* is stabled in the short siding with the Tonbridge end shunters lobby buildings beside the yard lighting tower.**



my requirements, such as the variety of liveries carried by Class 47s which would have visited Tonbridge during my timeframe. Most of these would have

been on the many mail trains to the local sorting centre, including the Dover to Manchester Travelling Post Office.

Freight consisted of ferry trains to Dover, Channel Tunnel construction traffic, gypsum from Mountfield, oil trains to Canterbury West and High Brooms, nuclear flasks from Dungeness, stone to Allington, plus the extensive internal engineering, signalling and telecommunication and power supply workings which were increased for the major route upgrades underway at this time. Regular ballast trains from Meldon supplied the wider area from Tonbridge. The carriage and wagon depot in the yard drew in further wagons from the area for maintenance and repairs too. The yard usually had two shunters present to marshal trains.

Passenger services were Diesel Multiple Units (DMUs) on the Tonbridge to Redhill line (North Downs), later using Class 205 Diesel Electric Multiple Units (DEMs) before the completed electrification. Jubilee Sidings stabled electric trains working the Kent Coast and Kent Link services starting from Tonbridge. These were CEP/VEP/CIG/HAP and EPB formations.

Detailed research consisted of many visits to photograph the real location. Later on I sketched out physical locations of features and details, and measured buildings and anything I thought I would have to make myself.

## REALISTIC COMPRESSION

I compressed the real trackplan to retain the main features so it was clearly a model of Tonbridge but would still offer operational interest to engage me and future exhibition visitors. Basically that meant losing eight loop sidings in the West Yard and one road in Jubilee Sidings as well as a reduction in the length of everything. I modelled the main line electrified, which was occurring as I built the model.

From a full size trackplan drawn on wallpaper I designed the baseboards consisting of two pairs each of 3ft x 5ft and 3ft x 4ft boards, plus one of 2ft x 4ft to join them into a rectangle. I had the boards made for me using Sundeala tops on softwood frames. I was able to erect this size for periods in my parents' >>



**Narrow bodied Class 33/2s 33201 and 33208 lead a rake of ballast hoppers onto the Up line heading for Woking.**







garage at the time. I reused trestles from my last layout with extras made in the same design using 2in x 1in softwood.

As the layout was built 26 years ago I may have forgotten some of the details of how it was constructed.

Peco code 100 track was laid on polystyrene wall insulation, using a mixture of wood and concrete sleeper track as the prototype required. Peco conductor rail and insulators were used with linking cables made with wire soldered to the rails. Kickboarding for the live rails was formed with nickel silver strip with staples soldered as stands.

For optimum running at shows there are three control panels - one each for the Up and Down circuits and one for West Yard. Analogue controllers were ECM Compspeeds when built but changed to Kent Panel Control Kentrol feedback models after a few years. These have proved very good.

Each panel has a Capacitor Discharge Unit (CDU) to throw points with the 'electric pencil' method. Point motors are Peco with polarity switches and some signal operations using Peco accessory switches. Sections in the West Yard are controlled with centre-off switches with LED indication of which of the two controllers is selected. For the Up and Down panels sections are with on/off switches with no need for indication.

The three panels allow independent operation to keep trains moving, but switches control movements between circuits or into West Yard. Each panel has a separate section of the fiddle yard. This consists of six loops and six feeder sidings for the Up, eight loops for the Down, and four sidings plus five short/locomotive sidings for the West Yard. The loops can hold more than one train depending on length.

All wiring was done with red single core insulated cable until I ran out and used black coloured cable. As 95% of cables went to or from multi pin connectors that had numbered pins I produced written connector logs detailing what each cable did. Thus colour coding was not necessary with the logs proving very helpful if faults occur.


The signals were made by Roger Murray replacing less realistic versions used for the first few shows. These were a three aspect for the Up line, a three aspect with four-way Southern Region type feather route indicator plus a call on head for the Down line, and five position light ground signals. The latter should have motorised discs, which I felt were too hard to do on a model. There is a rail built bracket semaphore signal for the exit from the West Yard with a two aspect head. This was made using MSE components. Signals are controlled by switches except for a couple of the ground signals which use the point motor accessory switch. The semaphore signal has a working colour light but only a non-working poseable arm.

## THE SCENERY

After electrically testing the track and correcting any errors, rails were sprayed track colour by Stu Davies during one

**3** Above: The Chipman weed killing train is on the Down line with a Bulleid 4-EPB unit drawing up to the Jubilee exit signal. Behind are berthed Class 33 and 73 locomotives with the Carriage and Wagon depot in the distance formed of the accommodation/workshop building, the hoist and hand crane.

**4** Right: Looking over the layout from the Redhill end with the Preston vans mail train crossing from the reversible line to the Up line. The Jubilee carriage sidings' raised walkways were made from wood sections.





evening. Ballast was done in the traditional way which was a large task due to so much of the layout being covered in track. Where there was high ground, layers of polystyrene tiles were overlaid with Mod Roc. For a few areas of lower relief scenery, sections of Sundeala top were cut away and replaced with 1mm ply and overlaid with Mod Roc again.

Much of the yard ballast was overlaid with fine grey ballast to represent the finer walkway surfaces. The yard and Jubilee Sidings tracks were weeded up with scatter and turf using Woodland Scenics. Larger green areas were similarly covered with trees and bushes added mostly from the Heki and Woodland Scenics ranges. Some bush areas were formed with horsehair cut to shape and covered in scatter attached with hairspray.

The long footbridge across the yard consists of softwood uprights covered with brick paper, decks made from plywood strips with plastic and brass sides. The

raised walkways in the carriage sidings were wood sections for uprights with plywood decks and edges painted wood colour and grey for the tops. Lamp columns on the walkways were Chris Leigh lamps with new fittings made from carved plastic sections and the cantilever posts and tall columns were made from brass tube and rod. The yard lighting towers are modified Sommerfeldt overhead line electrification towers with plastic made light fittings, decks and ladders.

Details and people are a mixture of available items with many modified or scratchbuilt. I had the luxury of thousands of photographs to show what was needed and where it should be. These included troughing routes, relay cabinets, point heating transformers, lineside telephones, structure numberplates, mileposts, overhead cables on posts and the ground frame at the Redhill end. The carriage and wagon depot has an overhead hoist,

inspection pit, Matterson hydraulic jacks and a wheel storage area. A Hornby hand crane was detailed using Jon Hall's etched and cast components for this area.

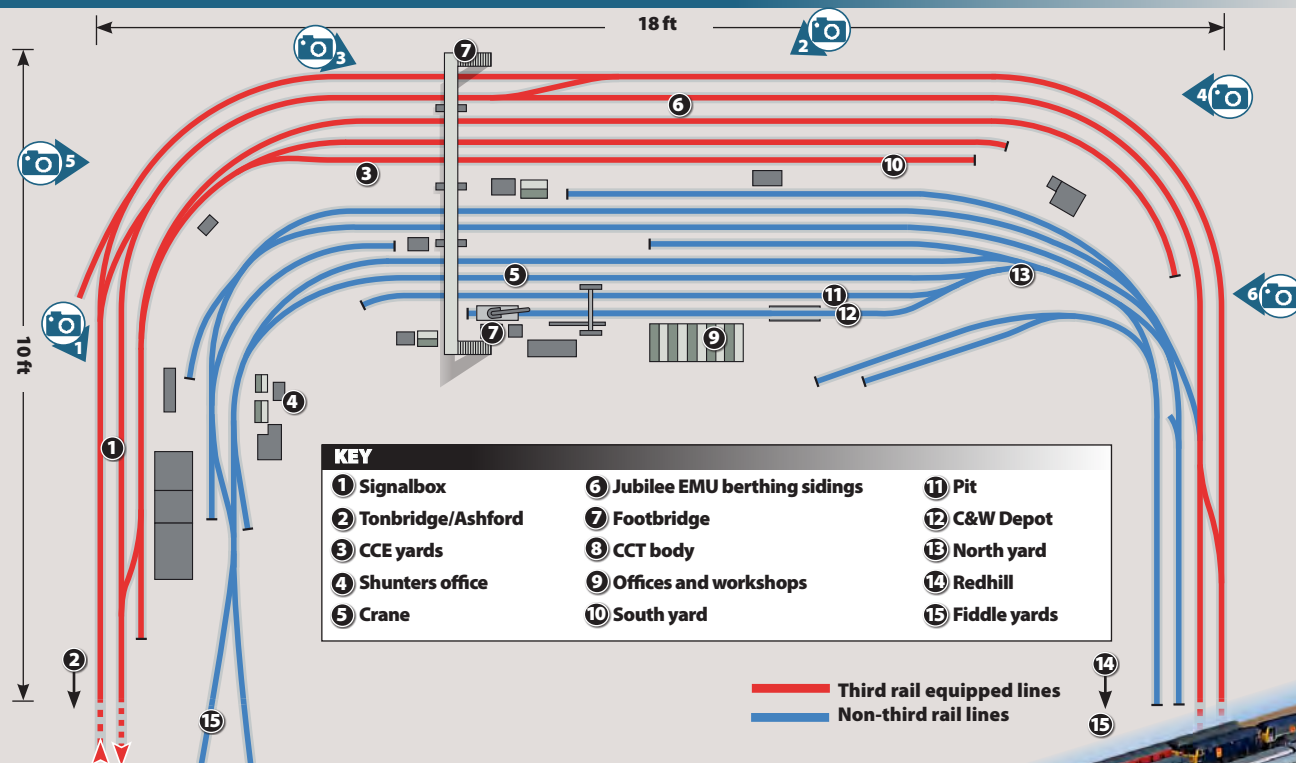
All the buildings were scratchbuilt except the platelayer's hut and tool hut by Roxey used in the carriage and wagon area. Plasticard was used for buildings with micro strip and plastic rod for details. The majority of the buildings were measured and photographed making construction easier. Brick papers were used with block walls made from scribing and embossed plasticard used where possible for planking. Interiors were modelled in detail, which really brings the buildings to life. There are several grounded wagon bodies around the yard: these used kits or ready-to-run wagons suitably modified and painted.

Fencing is mostly Scalelink etchings on plastic posts with three rows of wire at the top. The railing fence at the Tonbridge end is a Scalelink etch. »





## TONBRIDGE WEST YARD TRACK DIAGRAM (NOT TO SCALE)



Tonbridge West Yard is now housed in a purpose converted former garage/workshop. An ARC stone train to Allington near Maidstone is on the Down line in the charge of a Class 59/2 with the Dover-Manchester TPO on the Up line behind a pair of Class 47s.



## NINETIES LAUNCH

The scenery was far from complete at the layout's first show at Blackburn in 1990, and it took a few years before the scenics and details were really finished including several changes that were happening on the prototype. I did draw the line at further changes as the area was resignalled including some track changes towards the end of 1993.

After a few years I did enlarge the fiddle yard with three shorter sidings in the West Yard section to increase the number of trains that could be handled. These were mounted on two narrow boards bolted to the side of the existing boards.


Some of the stock dates back to my Maidstone Barracks layout but much was added continuously while the layout was exhibited. All the multiple units are detailed MTK kits. These were either

aluminium or brass pre-formed shells with white metal or plastic ends. They were not the easiest kits to build but there was no alternative except scratchbuilding at the time. I managed to put these together with a decent finish in a reasonable length of time. Locomotives were mainly Lima originally but Bachmann and Heljan have replaced some of the older models. Freight and departmental stock is a mixture of detailed ready-to-run, kits, conversions and scratch built. I have produced many cranes and on-track plant

vehicles which adds to the variety.

My fellow operators provide stock to broaden what we run at shows always trying to replicate prototype formations that my records show have run in the past. We do run less typical trains like Class 319 Thameslink units or a Class 442 'Wessex Electric', plus many service units as well.

Multiple units have Kadee couplings for auto coupling but deliberately set too high for auto uncoupling. Locomotives and wagons have tension lock couplings but many rakes of wagons have scale couplings within the rake. I have dummy tail lamps at the ends of all wagon and coach rakes. Locomotives and many units have drivers and train crew fitted in the cabs mostly from the Preiser unpainted seated people. Many of the figures in this box can be used for this purpose, and being 'HO' scale is not a problem. »





## OPERATION

Operation is as prototypical as possible but ramped up in frequency and variety to be as interesting as we can make it. Accurate moves include propelling into and out of West Yard when appropriate. Operating the Up and Down circuits can be quite relaxing but the West Yard can be daunting at first. Once you are familiar with the layout of the yard including isolating sections it provides many possible moves including exchanging trains from the circuits with those in the yard. But as the yard and fiddle yard have limited space and the usual quota of trains leaves only three sidings empty you have to think ahead to cope with this and avoid gridlock! I am sure the prototype must have faced the same problem in busy times.

## THE REVIVAL

The layout retired from shows after returning to Blackburn in 2009 having attended 88 shows in 20 years. I had stopped due to work, refurbishing my house, and family issues meaning an almost complete break from any modelling. However, I was asked to return for the DEMU Society's 21<sup>st</sup> anniversary Showcase event in 2015 which I agreed to do. Luckily I had decided to take early retirement at the end of 2014 so I was fired up to repair and refresh the layout for a limited comeback tour.

Even with my new massively increased free time it was still quite a task to get it ready in time. I set myself the goals of carrying out any repairs needed, enhance anything that had caused problems in the past like connector pins getting loose, and refresh the scenery using modern materials now available.

First though, I had to see what had happened during the five years Tonbridge West Yard was stored in my garage. I was pleasantly surprised how little damage had been caused, and there was nothing that I couldn't put right.

The main repair tackled was relaying the Up and Down tracks at a baseboard joint at the Redhill end of the layout where the only board to warp in any way had caused a peak at the join at rail level (this had occurred before storage). This was successfully completed with ballasting done, with the Up line done in lighter grey ballast to represent a track renewal that had occurred in my time period.



The field at the same end had new green scatter applied plus bales of cut grass as a reference photograph had shown. The corner at the other end of the layout had the green surface replaced with a sand colour to represent the building site it became as flats were being built. I had started building these flats before I stopped exhibiting, and I hope to complete these in the future. I also started using static grass in some areas but this is still to be completed. Many wild flowers and weeds have been added comparing my photographs for accurate types and positions. Additional trees and bushes were added with newer materials.

I wanted to do a more significant change so the layout was a little different for people who remember it, so I built the derelict old carriage and wagon lobby and grounded wagon body stores that I had excluded from the previous scene. This required some ground works to make space for it to fit, cutting away the past surface and adding new polystyrene relief with filler over the top. The area in front of this building had a surface formed from troughing lids which



**Left: Bulleid designed 4-EPB 5404 heads to the exit signal to leave Jubilee Carriage Sidings to form a London bound train. A tamper is in the locomotive siding.**



**Below: Class 08 08854 shunts Seacow ballast wagons while Class 33 33057 Seagull draws forward with a rake of S&T Satlink open wagons to leave the yard via the ground frame controlled semaphore signal.**



# Tonbridge West Yard in the 1990s

**Tonbridge West Yard and Jubilee Carriage Sidings were busy locations in the 1990s and with a wide variety of traffic types too. Paul Wade took advantage of his opportunities to research and photograph the prototype during the 1990s. Paul Wade.**





I did with many sections of Evergreen strip individually glued to the base.

I also made dozens of small detail items for this area including small plant, wagon components, air hoses, oil drums and tools, and the space behind the signalbox with stored sleepers, rails and other bits. Other small additions refreshed the layout so it was not identical to its previous exhibition appearances.

## FUTURE PLANS

There are a few further items I will do to complete the layout once and for all and then I will turn my attention to rolling stock projects so I can ring further changes when the trains run.

Regarding the trains, I quickly decided I would continue to run only my MTK fleet of units. I have many so I can still freshen up what I run, but kit units seem an important part of my modelling. While Lima Class 33s have been replaced by Heljan versions, I continue with Lima Class 73s and 47s. I also have much freight and departmental stock I can rotate until I build further models.

The Showcase return went well but there were some niggling faults which I concentrated on before the second comeback show at the Great Electric Train Show sponsored by *Hornby Magazine* on October 10/11 where I was very pleased with the almost complete lack of layout faults and the consistently good

running. This was the reward for the hard work to make the layout as reliable as a 26-year-old layout can really be.

I must thank the many people who have helped with this layout over the years, especially the late Barrie Swann, Paul Swann, Stu Davies, Steve Farmer and Ernie Puddick, plus the late Colin Massingham who produced MTK kits. I do have plans for three new layouts of parts of prototype locations, two of which are much smaller, but these will be progressed in the next couple of years. [Horn](#)

● **Tonbridge West Yard's next exhibition is Erith MRS at Longfield on January 30/31 2016.**





# HORNBY

magazine

Your favourite magazine is now available digitally.  
**DOWNLOAD THE APP NOW FOR FREE.**



**FREE APP**  
 with sample issue  
 IN APP ISSUES £2.99

**SUBSCRIBE  
 & SAVE**

Monthly £2.49  
 6 issues £14.99  
 12 issues £27.99

SEARCH: Hornby Magazine

Read on your iPhone & iPad Android PC & Mac kindle fire BlackBerry Windows 8

**ALSO  
 AVAILABLE FOR  
 DOWNLOAD**



SEARCH  
 AIRFIX MODEL WORLD

**FREE APP**  
 with sample issue  
 IN APP ISSUES £3.99



SEARCH  
 RAILWAYS ILLUSTRATED

**FREE APP**  
 with sample issue  
 IN APP ISSUES £3.99

**NEW** FREE Specials App **NEW**



IN APP ISSUES  
**£3.99**

Simply download to purchase digital versions of your favourite aviation specials in one handy place! Once you have the app, you will be able to download new, out of print or archive specials for less than the cover price!

**SEARCH:**  
 Aviation Specials

**How it Works.**

Simply download the Hornby Magazine app and receive your sample issue completely free. Once you have the app, you will be able to download new or back issues (from December 2010 onwards) for less than newsstand price or, alternatively, subscribe to save even more!

Don't forget to register for your Pocketmags account. This will protect your purchase in the event of a damaged or lost device. It will also allow you to view your purchases on multiple platforms.



Available on PC, Mac, BlackBerry and Windows 8 from

**pocketmags.com**

Requirements for app: registered iTunes account on Apple iPhone 3G, 3GS, 4S, 5, 6, 6s, iPod Touch or iPad 1, 2, 3 or 4. Internet connection required for initial download. Published by Key Publishing Ltd. The entire contents of these titles are © copyright 2015. All rights reserved. App prices subject to change. 1361/15





## Cobalt iP digital

**the ultimate turnout motor**

**...for both dc and dcc modellers**

Cobalt iP Digital works equally well either way, so it really does not matter if you choose to drive the trains with DC or DCC...

**Cobalt iP Digital always comes up trumps!**

Just as happy on either 12~23v DC or DCC, the versatile Cobalt iP Digital is easy to install and it is simple to connect as it needs no soldering.

It has two built-in SPDT changeover switches you can use for point frogs, signals or control panel lights too, so there is nothing else to buy, install, tweak or adjust once it is installed!

**Control is very versatile... and very simple!**

**DCC modellers** can use full computer control, macros or routes, a conventional local control panel or their handset... or all of them at once.

**DC modellers** can stay traditional and use stud and probe, Diode matrix or just two simple low cost push-button switches.... It does not care.

**Or BOTH DC and DCC modellers can choose to use The New Cobalt  $\alpha$  Alpha Digital encoder.**

This clever new product simply converts all kinds of traditional switching methods To "digital input devices" and it lets you connect your control panel to your DC or DCC layout...

**With only TWO wires!**



Cobalt iP Digital is compact, smooth and almost totally silent. Beautifully engineered and designed to last, it is supplied with a lifetime Warranty.



Cobalt point motors and all other DCCconcepts products are distributed world-wide by DCCconcepts Pty. Ltd  
3/13 Lionel St, Naval Base WA 6165 Australia P+61 8 9437 2470 F+61 8 9437 2471 [www.dccconcepts.com](http://www.dccconcepts.com)


DCCconcepts welcomes Retailer & Distributor enquiries. In the UK, DCCconcepts products are distributed by Gaugemaster Controls Ltd., Ford Rd, Arundel BN18 0BN Ph. +44 1903 884 488 [www.gaugemaster.com](http://www.gaugemaster.com)



# Enquiry office

## KNOW HOW

### Quick fix



**Q** I'd like to fit my locomotives with removable, non-working headlamps displaying the appropriate codes. How do I fix them in place temporarily so they won't fall off?

*Peter Hammill, Leicester.*

**Tim Shackleton replies:** Use a non-permanent adhesive such as Tacky Wax, available from dolls' house suppliers. You only need a tiny amount. Dab wax on to the base of the lamp, put it in position and twist it around a little – this helps the wax adhere. To remove, simply twist the lamp and gently pull it away.

## SCENICS

### Filling gaps

**Q** I've been working on the scenery on my layout but I have gaps where structures meet their surroundings. Have you any advice for filling these spaces?

*Edward Crabtree, Carlisle.*

**Mike Wild replies:** There are lots of ways to do this but one of the simplest we have found is to use Woodland Scenics fine leaf foliage. For every exhibition we attend with a *Hornby Magazine* layout we always have a couple of boxes of the light and olive green versions (Cat No. F1132 and F1133 respectively) which are our preferred colours as they can be used to replace any lost foliage from transit. This material is also ideal for bedding features such as tunnels and bridges blending them in with the rest of the scenery. Another way to blend the base of buildings into scenery is to fix them to the baseboard surface before applying any surface covering – that way the ground cover will go around the footprint of the building bedding it into the scene fully.



## TRAIN FORMATIONS



### Accurate block trains

**Q** When I was showing my 'N' gauge layout at a recent exhibition, a visitor told me that it's incorrect to mix tank wagons from different oil companies in the same train. Block oil trains carry the products of just one manufacturer and you'll never see a mix of brands. Is this true?

*D.N. Leslie, Lowestoft.*

**Tim Shackleton replies:** It is. In pre war days trains made up of lots of different

private-owner coal wagons were commonplace but block workings of commodities such as oil, aggregates and cement are invariably made up exclusively of the owning company's stock. Finding a Shell BP tanker marshalled with Esso wagons, or Blue Circle-branded Presflos running in a mixed rake of Tunnel or Rugby Cement vehicles, would have been next to impossible. These wagons weren't common-user, hence the 'non pool' branding.

## REALITY CHECK

### Proceed with caution

**Q** How fast were unfitted goods and mineral trains allowed to travel in steam days?

*Jason Nieper, Plymouth.*

**Tim Shackleton replies:** The maximum, rarely exceeded, was 25mph and 15mph was a more typical speed. Stopping unfitted trains wasn't easy because they had brakes only on the locomotive and guard's van, and drivers were cautious on gradients or when approaching adverse signals. As a rule of thumb, an 'OO' gauge loose coupled freight running under clear signals would cover a metre of track in around 8-10 seconds.





## The Hornby Magazine team answers your modelling queries and questions.

### MIKE WILD

Hornby Magazine's editor is always working on something whether it is a sound installation or a new project and knows his way around layout construction.

### MARK CHIVERS

Hornby Magazine's assistant editor has an eye for detail together with a wide ranging knowledge of modern traction and train formations across the eras.

### TIM SHACKLETON

Hornby Magazine's contributor has a lifetime of modelling experience building, detailing and weathering rolling stock of all kinds and much more.



## PRODUCT CHOICE

### Keeping ballast still



**Q** I've been ballasting my track with loose grains and even though I've added detergent to my PVA and water mix it still keeps washing the ballast out of place when I apply it. What am I doing wrong?

*James Loquens, Manchester.*


**Mike Wild replies:** There is one simple trick which will resolve this problem – misting the ballast with water first. Adding a fine mist of water over the dry ballast allows the glue to flow more freely without disturbing the material. This one is from Deluxe Materials Ballast Magic kit which is a very useful set containing powder glue. The kit is a very clean and quick way of ballasting.

## HOW TO

### Adding detail

**Q** I want to start adding the detailing parts from ready-to-run models, but don't want to make a mess by using too much glue. How does the Hornby Magazine team do this so neatly?

*Ray Fuller, Lincolnshire.*



**Mike Wild replies:** Less is more when it comes to glue and especially when fitting detail parts to pristine models. Our method is to use a business card. A small amount of our chosen glue – usually superglue – is placed onto the card and each component is then carefully touched into the glue, holding it with tweezers. It is also worth checking that the component fits its planned hole before committing the glue – this will save any potential mess from repeated application of the part.



# Crosti

## *deluxe*

PART  
TWO


Having added a host of additional details to the Hornby model, **TIM SHACKLETON** gives his portrait of 92023 a spectacular coat of filth.


**F**EW BRITISH LOCOMOTIVES of the 1950s were as uniformly filthy as the Crosti boilered '9Fs'. They had severe steaming problems, which meant they were unpopular with crews and maintenance staff alike.

They smoked badly and the cab was often filled with choking fumes. As a result, concern for their outward appearance was entirely abandoned and a working Crosti – if you could find one, that is – was a mass of burned-off paintwork and encrusted soot. Although I've seen plenty of photographs of new and ex-works Crostis, I've never seen one that looks as though it's been even half-heartedly cleaned.

Perhaps they never were. As built they lasted only a few short months in service

before being recalled for urgent works attention, which included the fitting of smoke deflectors. There was hardly time for them to build up a well polished sheen and even when they were back on the road, it would be only a couple of years before they were dumped, grime-covered and gently rusting, on the back roads of their home depot.

Wellingborough – one of the main depots for the Crosti fleet – was a no-nonsense sort of place that dealt in heavy freight engines and very little else. There was no time for temperamental misfits like the Crostis. All unreliable, unloved locomotives – the Metrovick Co-Bos of the same era spring to mind – tend to go around looking the picture of neglect and this is the quality I wanted to capture here. 



Excess oil in the cylinders mixed with high-pressure steam resulted in an emulsion that shot out all over the wheels and valve gear. To create this effect, I built up thin, hand brushed layers of Mig Ammo's Rainmarks wash. Gloss varnish from Winsor & Newton's Galeria range suggests leakage from the steam chest. Mig Ammo's Fuel Stains perfectly captures the effect of oily motion.







Airbrush selected areas along the boiler with Mig Ammo Engine Grime and then gently streak it with a coarse, quarter-inch brush. Repeat the exercise with patches of Rainmarks, making sure the dribbles run vertically. They are hardly noticeable in photographs but in the flesh, the effect is captivating. Load crushed real coal into the tender. Overspill on the tender rear is swimming in Galeria gloss varnish to represent water overflow. Corrosion on the steam fittings – rust coloured Humbrol acrylics toned down with an overspray of LifeColor Burned Black.



The soot that thickly coated the fireman's side of the cab and boiler is represented by Mig Ammo Black weathering powder applied over an initial airbrushed coat of Humbrol Matt Black acrylic and a touch or two of LifeColor Burned Black. Picking out the edges of the handrails with Mig Ammo Gunmetal weathering powder makes them appear fully three dimensional rather than solid mouldings. Pipework is hand painted with a blend of Humbrol Matt Leather and Desert Tan, then lightly airbrushed with LifeColor Burned Black to tone it down and encourage it to blend with the rest of the weathering. Oil on the wheel centres is hand-brushed Mig Ammo Fuel Stains.

#### WHAT WE USED

PRODUCT	MANUFACTURER	CAT NO.
Heavy Chipping	AK-Interactive	AK089
Gloss Varnish	Galeria	n/a
Matt Black	Humbrol	33
Matt Leather	Humbrol	62
Satin Black	Humbrol	85
Desert Tan	Humbrol	237
Grauviolett	Humbrol	246
Dirty Black	Humbrol	RC401
Burned Black	Lifecolor	UA736
Rainmarks Effects	MIG Ammo	1208
Engine Grime	MIG Ammo	1407
Fuel Stains	MIG Ammo	1409
Neutral Brown panel line wash	MIG Ammo	1614
Black Primer	MIG Ammo	2005
Black powder	MIG Ammo	3001
Gunmetal powder	MIG Ammo	3009
Russian Earth powder	MIG Ammo	3014
Dark Mud	Mig Productions	P033
Track Brown	Mig Productions	P414
Old Grease	Wilder	GP11




As we saw in HM102 Hornby's 4mm scale Crosti '9F' is an excellent model that, with a few strategic improvements and additions, can become a great one. A spot of weathering may help.



## STEP BY STEP WEATHERING A CROSTI '9F' 2-10-0

Intermediate  
Beginner SKILL LEVEL Advanced



1

As described in HM102, I added a mass of fine detail to the basic Hornby model, mostly in brass. This all has to be primed before weathering can begin.



2

I'm using the MAX-4 airbrush from Sparmax to spray black primer (Mig Ammo 2005) on to the bare brass details to prepare them for painting. Just a light coating is all you need, to provide a key for the top coat. The MAX-4 is a good little airbrush for general painting and represents excellent value for money.



3

With the unpainted areas now primed, it's time to think about which weathering products to use. We all have our favourites, but it's always useful to ring the changes. I thought this would be a good time to experiment with Humbrol's acrylic paints.

4

Getting the weathering of the firebox/injector area under way with an initial light coat of Humbrol Matt Leather darkened with Dirty Black – a traditional blend that I used many times in enamel-only days. Later I will use other media such as powders and washes to create an effect of weathering building up in layers, exactly as it does on the prototype.



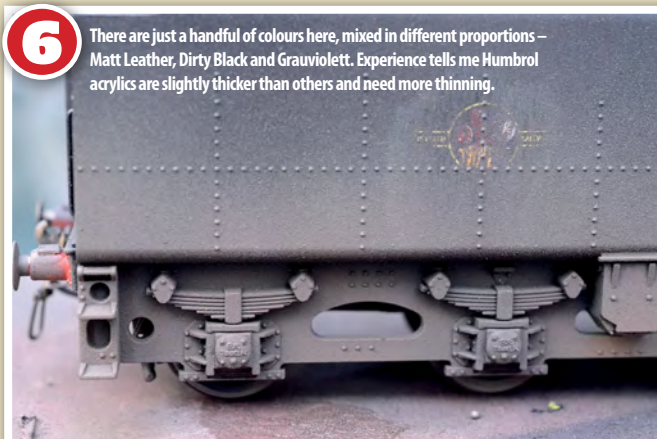
5

Weathered steam engines are a lot lighter in shade than you might imagine. We start with various weathering shades applied as a kind of under-painting on the tender and around the front end of the locomotive. I'm concentrating particularly on the lower half the locomotive – on a Crosti the upper half was usually covered in soot, especially on the fireman's side!



6

There are just a handful of colours here, mixed in different proportions – Matt Leather, Dirty Black and Grauviolett. Experience tells me Humbrol acrylics are slightly thicker than others and need more thinning.



7



On several Crostis, photographs revealed a very patchy effect on the right-hand side of the tender. It's not corrosion, and I suspect it's more to do with severe sooting from the chimney, which also coats the firebox and cabside. First step was to airbrush everything aft of the chimney with several coats of AK Interactive's Heavy Chipping.

8



Once dry, I airbrushed these areas with Humbrol Matt Black acrylic and the second it was touch dry, I began stabbing at it with a short, stubby, square ended brush dipped in water. Almost immediately these interesting patchy discolorations began to form where the top coat of paint came off and the weathering below was revealed.





Subtle, barely visible streaks were added on the boiler, cylinders and secondary smokebox door by dragging Mig Ammo Rainmarks Effects wash using a 'comb' brush with uneven bristles. They can be toned down with a mist of LifeColor Burned Black. Pools of Ammo Neutral Brown panel line wash collect on the running plate and front platform. A touch of Russian Earth weathering powder further breaks up the surface. Suggest ingrained dirt on the buffer beam by painting it Matt Black and then wiping most of the paint off again.

#### USEFUL LINKS

AK-Interactive	<a href="http://www.ak-interactive.com">www.ak-interactive.com</a>
Humbrol	<a href="http://www.humbrol.com">www.humbrol.com</a>
Lifecolor/Wilder	<a href="http://www.airbrushes.com">www.airbrushes.com</a>
MIG Ammo	<a href="http://www.migjimenex.com">www.migjimenex.com</a>
Mig Productions	<a href="http://www.migproductions.com">www.migproductions.com</a>

9



Having added a thin mist of LifeColor Burned Black over the right-hand side rearwards of the chimney, I emphasised the sootiness around the exhaust with a liberal brushing of Mig Ammo Black weathering powder.

10



Painting just the edges of the ejector pipework in suitable rust colours thins them down considerably. They now appear rounded, with deep shadows behind emphasised with LifeColor Burned Black.

11

I immediately followed this with an overall mist of Burned Black around the pipework, which toned down the rust colours – Humbrol Matt Leather and Desert Tan – and helped them blend in.



12

While the detail elements of weathering the Crosti use a variety of paint colours, all are within a similar palette which allows them to blend together to create the effect of a spectacularly filthy, hard working 2-10-0.



# GIVE A

# Gift

# THAT LASTS ALL YEAR ROUND



**HORNBY**  
magazine

Hornby Magazine goes back to the heart of railway modelling. Its mix of inspirational and shows-you-how features, coupled with the best model railway photography and latest product reviews is essential reading for beginners and those returning to the hobby.

Now with bigger discounts on **24 ISSUE SUBSCRIPTIONS**

SAVE OVER  
**£28!**

THE WORLD'S BEST SELLING  
CLASSIC LAND ROVER MAGAZINE



Classic Land Rover is an exciting new monthly magazine dedicated to Series and the classic Land Rovers. Written by enthusiasts, it is the complete guide to buying, owning, running, driving, repairing, modifying and restoring pre-nineties Land Rovers and Range Rover classics.

SAVE  
OVER  
£9

[www.classiclandrover.com](http://www.classiclandrover.com)

THE WORLD'S BIGGEST SELLING  
BUS MAGAZINE SINCE 1949



The UK's highest circulation and most widely read magazine covering the bus and coach industries. Buses is written for and read by an audience that extends from senior industry professionals to passionately interested enthusiasts.

SAVE  
OVER  
£10

[www.busesmag.com](http://www.busesmag.com)

AT THE HEART OF AVIATION  
HERITAGE



Britain's biggest selling aviation magazine devoted to aviation history and heritage. FlyPast features global news, restoration projects, museum collections, the current airshow scene and superb photography.

SAVE  
OVER  
£10

[www.flypast.com](http://www.flypast.com)

THE BEST COVERAGE OF TODAY'S  
RAILWAY SCENE



Railways Illustrated is the monthly magazine devoted to British railway enthusiasts covering the modern scene. Each issue contains the latest news, features and views, charter trains, preservation, main line steam, steam galas, event reviews, world news, nostalgia and rolling stock changes!

SAVE  
OVER  
£9

[www.railwaysillustrated.com](http://www.railwaysillustrated.com)

STEAM NOSTALGIA AND RAILWAY  
HISTORY AT ITS BEST



Steam Days magazine is the chosen publication for lovers of the golden age of railways. Since the magazine's launch in March 1986, readers have been assured of interesting and informative reading on the five main regions of Britain's rail network within every issue.

SAVE  
OVER  
£8

[www.steamdaysmag.co.uk](http://www.steamdaysmag.co.uk)

THE UK'S BEST SELLING MILITARY  
HISTORY TITLE



Britain At War explores every aspect of Britain's involvement in conflicts from the turn of the 20th century through to modern day. From World War I to the Falklands, World War II to Iraq, readers are able to re-live decisive moments in Britain's history through fascinating insight combined with rare and previously unseen photography.

SAVE  
OVER  
£9

[www.britainatwar.com](http://www.britainatwar.com)

## 3 EASY WAYS TO ORDER THIS FANTASTIC GIFT!



ONLINE

[www.keypublishing.com/xmas15](http://www.keypublishing.com/xmas15)



PHONE

UK: 01780 480404  
Overseas: +44 1780 480404



POST

Christmas Subscriptions,  
Key Publishing Ltd, PO Box 300,  
Stamford, Lincs, PE9 1NA, UK

For our full range of titles visit: [www.keypublishing.com/xmas15](http://www.keypublishing.com/xmas15)

1366/15



YOUR *Gift* Subscription

**FREE GIFT CARD  
WITH EVERY SUBSCRIPTION**

### THE MONTHLY FOR ALL SCALE MODELLERS



Airfix Model World is your complete guide to the world of scale modelling, making it essential reading for modellers with all levels of experience. Focusing on model aircraft, it also features cars, ships, sci-fi, space, armour and figures.

SAVE  
OVER  
£8

[www.airfixmodelworld.com](http://www.airfixmodelworld.com)

### VIEWS AND ANALYSIS ON TODAY'S RAILWAY SCENE



Modern Railways has earned its reputation in the industry as an established and highly respected railway journal. It is essential reading for professionals in the railway industry as well as individuals with a general interest in the state and developments of the British railway network.

SAVE  
OVER  
£9

[www.modern-railways.com](http://www.modern-railways.com)

### THE UK'S BEST SELLING MILITARY HISTORY MAGAZINE



Classic Military Vehicle magazine is the best selling publication in the UK dedicated to all historic military vehicles. With coverage of the people and the shows that also make up this fascinating scene, superb photography and great archive material, this is the best publication to provide a guide to all classic military vehicles and militaria.

SAVE  
OVER  
£5

[www.cmvmag.co.uk](http://www.cmvmag.co.uk)

### THE UK'S NUMBER ONE MODERN TRACTION PARTWORK



Each issue of Modern Locomotives Illustrated covers the full history of one specific class of train, or in the case of some smaller classes, a group of a like type. Both diesel and electric locos are covered in this comprehensive collection.

SAVE  
OVER  
£4

[www.modernlocomotives.co.uk](http://www.modernlocomotives.co.uk)

**READERS IN THE USA  
MAY PLACE ORDERS BY:  
TELEPHONE TOLL-FREE: 800-428-3003  
OR FAX: 757-428-6253**

**WRITE TO:**  
Christmas Subscriptions, 3330 Pacific Ave,  
Ste 500, Virginia Beach, VA 23451-9828

**ALTERNATIVELY, ORDER ONLINE:**  
[www.imsnews.com/xmas15](http://www.imsnews.com/xmas15)

**QUOTING/ENTERING CODE: XMAS15**



## CHRISTMAS WITH KEY PUBLISHING

### PAYERS DETAILS

Title ..... First name ..... Surname .....

Address .....

Postcode ..... Country .....

Email address .....

Please complete to receive news updates and offers from us by email.

### DELIVERY DETAILS (IF DIFFERENT)

Title ..... First name ..... Surname .....

Address .....

Postcode ..... Country .....

Email address .....

Please send Gift Card ☐

### SPECIAL OFFER (PLEASE TICK)

Title	<input type="checkbox"/>	Frequency	Number of Issues	SUBSCRIPTION PRICE			
				UK	Europe	USA	R.O.W.
Hornby Magazine	<input type="checkbox"/>	Monthly	24	£72.75	£85.75	\$144.99	£89.49
Hornby Magazine	<input type="checkbox"/>	Monthly	12	£41.00	£50.00	\$83.00	£52.00
Airfix Model World	<input type="checkbox"/>	Monthly	12	£43.00	£53.00	\$71.00	£53.00
Britain at War	<input type="checkbox"/>	Monthly	12	£45.00	£55.00	\$75.00	£55.00
Buses Magazine	<input type="checkbox"/>	Monthly	12	£44.00	£54.00	\$90.00	£54.50
Classic Land Rover	<input type="checkbox"/>	Monthly	12	£42.00	£52.00	\$69.00	£52.00
Classic Military Vehicle	<input type="checkbox"/>	Monthly	12	£47.30	£58.94	\$99.99	£63.89
FlyPast	<input type="checkbox"/>	Monthly	12	£44.00	£54.00	\$71.00	£54.00
Modern Locomotives Illustrated	<input type="checkbox"/>	Bi-monthly	6	£22.50	£29.99	\$49.49	£29.99
Modern Railways	<input type="checkbox"/>	Monthly	12	£43.00	£53.00	\$90.00	£54.50
Railways Illustrated	<input type="checkbox"/>	Monthly	12	£43.00	£53.00	\$90.00	£54.50
Steam Days	<input type="checkbox"/>	Monthly	12	£43.00	£49.00	\$90.00	£54.50

Further discounts available on two year subscriptions  
visit [www.keypublishing.com/xmas15](http://www.keypublishing.com/xmas15) for details.

**Hornby Magazine subscriptions are also available by easy Direct Debit\*\***  
**Just £9.25 quarterly or £37.50 annually plus a FREE BOOK!**  
Free gift is only available on Direct Debit when taking out a minimum 2 year subscription.

1366/15

Visit [www.keypublishing.com/xmas15](http://www.keypublishing.com/xmas15) for details

### PAYMENT DETAILS

I enclose a cheque for £ / \$ ..... made payable to Key Publishing Ltd

Please debit my Mastercard ☐ Visa ☐

Expiry date

Security Code (last 3 digits on reverse of card)

Signature ..... Today's date .....

**OFFER CLOSE DATE: 28 February 2016 PLEASE QUOTE: XMAS15**

\*\*Direct Debit UK only. Payments are accepted by Direct Debit, Cheque, Postal Order, Credit Card and US Dollar Check. Payments by credit or debit card will be shown on your statement as Key Publishing Ltd. Key Publishing will hold your details to process and fulfil your subscription order. Occasionally we may wish to contact you to notify you of special offers on products or events. If you do not wish to receive this information please tick here ☐ or mention when calling. \*Savings based on a 2-year subscription compared with our UK newsstand price. Should you cancel your subscription earlier than an invoice will be raised for the full price of the gift. See website for full terms & conditions.



# Oxford Adams '0415'

# BREAKS COVER!

Oxford Rail's debut 'OO' ready-to-run locomotive is of a long-lived design for the LSWR. **MARK CHIVERS** runs the rule over this fascinating new model.

**O**XFORD RAIL has delivered its first 'OO' gauge ready-to-run locomotive with the arrival of its new London & South Western Railway (LSWR) Adams '0415' 4-4-2T – often known as 'Radial Tanks' by virtue of their trailing radial axle.

Designed by William Adams for use on the LSWR's London suburban network 71 locomotives were built between 1882 and 1885 by four different manufacturers. By the mid 1890s, many of these locomotives had been displaced from their original work following replacement by alternative motive power.

Relegated to country and branch operations, they were successfully trialled on the steeply graded Axminster to Lyme Regis branch in Dorset in 1913, a route which they became synonymous with for almost 50 years. One locomotive, 488, survives in preservation at the Bluebell Railway in East Sussex.



*"The body of the locomotive has been captured well."*

**MARK CHIVERS**





## THE DETAILS

<b>Manufacturer:</b>	www.oxfordrail.com
<b>Cat No:</b>	OR76AR001
<b>Description:</b>	LSWR Adams '0415' 4-4-2T 30583 BR black, late crests
<b>Scale:</b>	'OO'
<b>Price:</b>	£99.95
<b>Era:</b>	5
<b>DCC:</b>	DCC ready, 8-pin socket
<b>Couplings:</b>	Small tension locks in NEM pockets



## THE MODEL

Oxford Rail, a subsidiary of Oxford Diecast, launched in November 2014 with plans to introduce a new range of ready-to-run 'OO' gauge model railway motive power and rolling stock starting with the LSWR Adams '0415' 4-4-2T.

First to arrive for review was 30583 finished in BR lined black with late crests, while two further models are also due for release as 30584 in BR lined black with early crests (Cat No. OR76AR002) and 488 in LSWR lined green (OR76AR003).

Oxford Rail's debut locomotive doesn't disappoint. First impressions

are good with the model featuring a neatly moulded plastic body and boiler, plenty of separately fitted detail parts and die-cast metal running plate - the latter providing much needed weight for this small locomotive.

The model features sprung metal buffers, factory fitted bufferbeam brake pipe, five-pole-skew-wound motor, NEM coupling pockets and an 8-pin Digital Command Control (DCC) decoder socket.

The body of the locomotive has been captured well and comprises an Adams boiler with separately applied smokebox door dart, a full

set of six Southern Railway lamp irons and fine rivet detail. Other neat touches include a raised shedplate displaying the correct 72A Exmouth Junction code, finely moulded cabside handrails, grab handles and fine safety valve and whistle detail.


There are one or two areas which caught our eye on our review sample with a noticeable mould seam visible on the chimney and the toolboxes which didn't sit flush as they should on the running plate - although this appears to be an assembly error limited to our sample. The smokebox door dart is also perhaps a little on

the heavy side while the silver painting of this and the handrails draws attention to this area.

On the plus side the cab interior is truly a work of art, featuring exquisitely moulded components with levers and gauges picked out in appropriate colours - the gauge dials even feature printed numbers. Flush glazing is fitted in the cab (although prototype photographs suggest the rear windows on 30583 were fitted with coal guards), while the cabsides are correctly left open to the elements. The coal bunker on this model is fitted with coal rails together with a well >>







detailed water filler and coal load.

Detail isn't limited to the body as the chassis also has neatly moulded detail behind the wheels together with fine sandpipes, brake blocks in line with the wheels, fine metal coupling rods and superbly formed wheels. A set of brake rods is also supplied in a separate detailing pack, which can be simply fixed in place between the wheels.


Decoration of our review sample was impressive with smart application of the flat black base coat topped with lining around the boiler bands, splashers and side tanks. On closer inspection, the fine cream band on the lined BR black livery is included while numbers, worksplate and fine BR crests complete the quality finish.

## PERFORMANCE

Oxford Rail has clearly considered the tractive effort of this model as it features a weighty die-cast metal running plate to aid adhesion together with a five-pole high-torque motor and brass flywheel connected to a single driven axle.

On test our review sample ran smoothly following running in, easily handling a three coach rake of





carriages on our office test layout. In fact, such was its surefootedness we loaded the model to seven Mk 1s – a mixture of Hornby and Bachmann stock – which it continued to pull effortlessly around second radius curves and through a selection of turnouts, even at low speeds.

Importantly Oxford has matched current expectations in fitting the Radial with NEM coupling pockets and small tension lock couplings while an 8-pin DCC decoder socket is located beneath the coal bunker at the rear of the locomotive. Given the design of the prototype space is at a premium for DCC installations so suitable decoder types and particularly sound installations will need to be considered carefully.

Accessing the internal workings on this model is simple with the body held in place by just three crosshead screws. Following removal of these the body lifted off easily for access to the chassis.



## OVERALL

The suite of tooling created for this model caters for alternative chimneys, Adams and Drummond boiler types, alternative smokebox doors, safety valve and whistle combinations, coal bunker and wheel spoke variations and more, enabling the manufacturer to deliver more versions of this locomotive in due course.

Given that this model was only announced 12 months ago, it is a phenomenal achievement and is a solid effort for Oxford Rail's first home grown ready-to-run locomotive. It does have strong competition on the way from Hornby's offering, but Oxford Rail's model looks good, runs well, and is on sale for a very attractive price.

The popularity and following for these Victorian tank engines is exceptional and we are sure that this exciting new addition to 'OO' ready-to-run will be warmly received. (MC)



# TWIN TRACK SOUND 'King'



A highlight arrival in Hornby's first batch of brand new GWR 'King' 4-6-0s for 'OO' is this Twin Track Sound fitted version. **MIKE WILD** takes a closer look at this exciting release.



**H**ORNBY'S new GWR 'King' 4-6-0 has been eagerly awaited and following our exclusive first review of 6029 *King Edward VII* in HM101 the full production batch arrived during November. Included in the batch is this striking BR lined blue version as 6021 *King Richard II* which is equipped with Hornby's Twin Track Sound (TTS) decoder.

The model of 6021 is significantly different to that of 6029 in a number of ways – and not just in colour. It features conical buffer shanks, the early position for the lubricator box behind the steam pipes, a single chimney and a non-ventilated cab roof.

## THE MODEL

Detailing, as with the original sample of 6029, is excellent throughout with quality moulding and assembly of this complex locomotive. The front bogie is finely built while prototypical daylight through the frames

ahead of the cylinder as well as below the boiler really add to the realistic feel of this 4-6-0.

Other areas of note on the 'King' are the fully detailed cab interior, separately fitted pipework and handrails on the smokebox together with brake and sandpipe detail surrounding the finely produced driving wheels.

British Railways' lined express blue livery is a very striking colour scheme and 6021 really stands out. Application is to Hornby's usual high standards with a nice sheen to the blue paintwork. The white-black-white lining was faultless on our sample and is further enhanced by printed numbers on the smokebox and cabside together with correctly styled *King Richard II* nameplates over the centre driving wheels. A nice touch is inclusion of a pair of additional cabside numberplates in the detailing pack which can be fitted after purchase to represent the cast plates fitted to GWR locomotives.

## PERFORMANCE

From the factory 6021 is fitted with Hornby's TTS Digital Command Control (DCC) decoder. This is positioned in the tender and uses the 8-pin socket of the standard model to interface with the motor and pick-ups. The installation is neat with a 28mm round speaker fitted into the recess in the tender chassis floor beneath the metal weight. The decoder is positioned on top, but none of this will need to be accessed in order to operate the model.

Straight from the box our sample of 6021 performed smoothly and quietly throughout the speed range under both analogue and digital control with the motor virtually silent. It also ran comfortably through a selection of code 75 pointwork at the head of a seven coach train of Mk 1 carriages.

On analogue control the TTS fitted 'King' operates like any other locomotive as the sounds do not operate with this method


of control. However, with digital control the 'King' comes to life.

Hornby has added 17 sound functions onto the decoder which include four different whistles, wheel slip, coal shovelling, safety valves, injectors and coasting as well as several others – see panel. All of these are straightforward to operate using a digital handset, although the higher numbered functions will require more key presses to access them.

The overall sound quality is good – especially considering the TTS decoder only adds £20 to the cost of the 'King' raising it from £159.99 for a DCC ready version to £179.99 for this. Compare that to installing your own choice of high end decoder and that is a very favourable cost difference! Most standard motor control decoders will cost around the same as the additional cost of TTS in the 'King' too.


That said, while the sound reproduction is good its operational values aren't the same as high





## THE DETAILS

<b>Manufacturer:</b>	www.hornby.com
<b>Cat No:</b>	R3370TTS
<b>Description:</b>	GWR 'King' 4-6-0 6021 King Richard II, BR lined blue
<b>Scale:</b>	'OO'
<b>Price:</b>	£179.99
<b>Era:</b>	4
<b>DCC:</b>	DCC sound fitted, Hornby Twin Track Sound decoder
<b>Couplings:</b>	Small tension locks in NEM pockets




F#	DESCRIPTION
F1	Sound on/off
F2	Whistle, medium
F3	Whistle, long
F4	Whistle, short
F5	Whistle, two bursts
F6	Wheel slip
F7	Coal shovelling
F8	Blow down
F9	Safety valve
F10	Injector
F11	Cylinder cock
F12	Brake
F13	Blower
F14	Guard's whistle
F15	Coupler clank
F16	Fireman's breakfast
F17	Coasting

end sound decoders. The exhaust sounds aren't synchronised with the wheels so they don't achieve the full four beats to a revolution that we would expect from a 'King'. Also, as supplied the coasting sounds only play for a limited time when the model is slowed, but a simple adjustment of CV 4 (we set it to 50 to suit our tastes) changed all that and made the model a pleasure to drive.

## OVERALL

Twin Track Sound is superbly good value and even though it doesn't have synchronisation with the wheel movement on steam locomotives it adds a tremendous amount of operational potential to the 'King'. For the fact that 6021 is delivered in BR lined blue this model will undoubtedly be popular and it will also serve to encourage a new generation of digital sound operators. It is a superb addition to the range and bolsters Hornby's line up of 'Kings' superbly. (MW)

**Above:** Hornby's new 'King' is a stunning production. Our first full review featured in HM101.



**Above:** The Twin Track Sound decoder is neatly installed in the tender.



# Heljan's 'Catfish' and 'Dogfish' hoppers arrive



**H**ELJAN'S POPULAR 'O' gauge range of ready-to-run wagons continues


to expand following the arrival of these 'Catfish' and 'Dogfish' ballast hoppers.

Designed by British Rail for transporting ballast between quarries and engineering possessions, more than 700 'Catfish' and 1,200 'Dogfish' vacuum braked wagons were built from the mid 1950s.

Whilst both wagons were different in appearance and operation they shared a common 14ft wheelbase chassis.

The 19.5ton 'Catfish' wagons had shallow hoppers fitted with just a central ballast discharge chute, while the 24.5ton 'Dogfish' were fitted with a taller hopper which featured three discharge chutes capable of delivering ballast to the track through a central chute or the two side chutes.

For review we received models finished as ZEV 'Catfish' DB983466 and ZFV 'Dogfish' DB993116 in civil engineers' 'Dutch' yellow and grey livery, representing the prototypes in later life during the 1990s.



Decoration is just as we would expect from Heljan with a high quality application of the yellow and grey paint finish with crisply printed warning signs, data

## THE DETAILS

<b>Manufacturer:</b>	www.heljan.dk
<b>Cat No:</b>	4353
<b>Description:</b>	ZEV 'Catfish' ballast hopper DB983466, Engineers' grey/yellow
<b>Cat No:</b>	4378
<b>Description:</b>	ZFV 'Dogfish' ballast hopper DB993116, Engineers' grey/yellow
<b>Scale:</b>	'O'
<b>Price:</b>	£99.95 each
<b>Era:</b>	8/9
<b>Couplings:</b>	Instantan three-link



Heljan's new 'O' gauge 'Dogfish' (right) and 'Catfish' (left) ballast hoppers are a welcome addition in 'O' scale.



panels, builder's plates and small solebar details, although the letters and numbers on the data panel of our review sample of the 'Catfish' do look a little too large.

Heljan has created two superb looking models which capture the look of the prototypes well. Each features a highly detailed hopper body with bracing and interior cross members represented, chequer effect floor panels at each end, white painted guard rails and footboards at one end, vacuum cylinder at the other, sprung buffers, factory-fitted brake pipes and coupling hooks with working Instantan couplings.

As might be expected, some compromises inevitably appear due to the detail variations carried by the prototypes over the years, with our 'Dutch' liveried example of the 'Catfish' featuring plain axleboxes when the prototype vehicle carried roller bearing axleboxes while in this livery. The 'Dogfish' correctly features roller bearing axleboxes for this livery, which were fitted as standard on later builds of the wagons and adopted during refurbishment for others.

Beneath the underframe both models display the distinctive hopper chutes together with neatly moulded springs, brake shoes in line with the metal three-hole wheels and sprung axles.

Both are superb models and continue the tremendous effort Heljan has been investing in ready-to-run 'O' gauge models. Excellent and available now.

## Auhagen loose loads

Small detail parts can make all the difference to a scene and this latest pack from German manufacturer Auhagen is just the ticket.

Each pack contains a selection of 59 separate detail parts including loose wooden crates and various styles of barrels suitable for wagon loads and detailing yard areas. Add to this a selection of tools and equipment such as a cement mixer, wheelbarrow and a roller and you also have the components for detailing a building site. Other tools in the pack include saws, ladders, scythes, forks and spades together with a couple of bicycles.

Manufactured to 'HO' scale, these detail parts won't look out of place on 'OO' gauge layouts and they are ideal for bringing cameo scenes to life. (MC)



### THE DETAILS

<b>Supplier:</b>	<a href="http://www.goldenvalleyhobbies.com">www.goldenvalleyhobbies.com</a>
<b>Cat No:</b>	42556
<b>Description:</b>	Loads – crates, barrels, tools and equipment.
<b>Scale:</b>	'HO'
<b>Price:</b>	£7.10
<b>Era:</b>	Any

## Busch paves the way



This latest 'HO' scale release from Busch replicates the types of environmentally friendly paved blocks used for parking areas which allow nature to grow through the moulded holes. Each pack contains a cardboard sheet impregnated with various shades of green static grass fibres measuring 240mm x 144mm. Easily cut to size, there is plenty of material for the front of several model properties and it is ideal for 'OO' use too. (MC)

### THE DETAILS

<b>Supplier:</b>	<a href="http://www.goldenvalleyhobbies.com">www.goldenvalleyhobbies.com</a>
<b>Cat No:</b>	7431
<b>Description:</b>	3D décor sheet – grass paved parking area
<b>Scale:</b>	'HO'
<b>Price:</b>	£6.10
<b>Era:</b>	9

## RECOMMENDED READING

### THE STANIER CLASS FIVE 4-6-0s VOLUME 2

**Author:** John Jennison

**Publisher:** Railway


Correspondence and Travel Society

**Website:** [www.rcts.org.uk](http://www.rcts.org.uk)

**ISBN:** 978-0-901115-99-7

**Price:** £29.95

**Spec:** 264 pages, hardback



IN THIS SECOND VOLUME chronicling the London Midland & Scottish Railway's (LMS) Stanier 'Black Five' 4-6-0 locomotives, John Jennison focuses on the machines built between 1943 and 1951.

Covering the 370 locomotives constructed during this period - 45472-45499 and 44658-44999 - an incredible amount of research has been undertaken to compile this volume as it follows the development of the 'Black Five' design under Ivatt through the final years of LMS operation and into British Railways days.

Post war modifications are outlined as are the escalated costs of constructing the locomotives together with in depth coverage of lot and order numbers, detail differences, design specifics, liveries, depot allocations, duties, modifications and much more.

Detailed reference tables are included showing allocation histories for each locomotive together with individual mileage records and works visit information as well as rostered locomotive workings and examples of passenger turns covered by the class in service.

Illustrated throughout with a good selection photographs and drawings this is a fascinating reference work. (MC)





# 'KILLER'

## Class 20s

debut for 'N' gauge



### THE DETAILS

<b>Manufacturer:</b>	<a href="http://www.bachmann.co.uk">www.bachmann.co.uk</a>
<b>Cat No:</b>	374-992
<b>Description:</b>	Mk 1 coach pack, Hunslet Barclay weed control train
<b>Scale:</b>	'N'
<b>Price:</b>	£59.95
<b>Era:</b>	8/9
<b>Couplings:</b>	Rapido couplings in NEM pockets

### THE DETAILS

<b>Manufacturer:</b>	<a href="http://www.bachmann.co.uk">www.bachmann.co.uk</a>
<b>Cat No:</b>	371-035
<b>Description:</b>	Class 20 twin pack – 20904 Janis and 20906 Georgina, Nomix Chipman two-tone grey
<b>Scale:</b>	'N'
<b>Price:</b>	£209.50
<b>Era:</b>	8/9
<b>DCC:</b>	DCC ready, 6-pin socket
<b>Couplings:</b>	Rapido couplings in NEM pockets







**B**ACHMANN has released the first two of three packs to recreate the famed Nomix-Chipman weed control train which was seen across the British railway network from the late 1980s to the mid-1990s operating with pairs of Class 20s.

Modelled using the 2013 introduced 'N' gauge Class 20s the locomotive pack (Cat No. 371-035) features two of the six Hunslet Barclay operated Class 20/9s – 20904 *Janis* and 20906 *Georgina*. Both locomotives feature correct body styles with 20904 having disc-headcodes and 20906 centre headcodes. However, neither of the two has been fitted with a high-intensity light as per the prototypes.

Nevertheless, Bachmann's Class 20s look superb. The two-tone grey livery is executed to a high standard with excellent printing of numbers, nameplates, logos, pipework and much more.

Each locomotive is fitted with a 6-pin DCC decoder socket and working directional lighting.

The second component of the new formation to be released is the Mk 1 coach pack leaving a triple pack of black water tanks (Cat No. 373-786) to arrive. The Mk 1 coach pack contains a Second Open (SO) and Brake Composite Corridor (BCK) which are finished in the early 1990s period matching two-tone grey colour scheme – in the late '80s these carriages were painted light green.

The two vehicles feature blanked out windows to represent carriages from the weed control formation together with detailed printing of extra panels on the carriage sides, logos and even a full yellow end at one end of the SO.

This collection is sure to prove popular and will add a welcome new formation for those modelling the 1990s period. (MW)



**'N' GAUGE**

## AA Road Service Land Rover

The distinctive black and yellow colour scheme of Automobile Association Road Service is the latest to adorn Oxford's 'N' gauge 88in Land Rover. The vehicle, registered PYU 15, uses the well known Oxford model of these four-wheel drive vehicles which includes an accurate body together with a spare wheel on the bonnet and a fully glazed cab. At under £4 it is great value and will bring a little colour to a 1950s road scene. (MW)

### THE DETAILS

<b>Manufacturer:</b>	<a href="http://www.oxforddiecast.co.uk">www.oxforddiecast.co.uk</a>
<b>Cat No:</b>	NLAN188019
<b>Description:</b>	Land Rover Series I 88in hard top, AA Road Service
<b>Price:</b>	£3.75
<b>Era:</b>	5/6

**'N' GAUGE**

## Tidy trees



Gaugemaster's range of scenic accessories is bolstered with the addition of this pack of 'N' gauge trees.

Manufactured by Noch, each pack contains six small and four larger trees suitable for 'N' gauge layouts. Featuring brown plastic tree trunks with foam foliage dipped in scatter material for the greenery, they represent trees in full leaf and are ideal for spring or summer scenes.

A mix of light and dark green trees is included and offer a cost-effective means of populating a forest or wooded area. (MC)

### THE DETAILS

<b>Supplier:</b>	<a href="http://www.gaugemaster.com">www.gaugemaster.com</a>
<b>Cat No:</b>	GM127
<b>Description:</b>	Spring/summer tree assortment
<b>Price:</b>	£7.95
<b>Era:</b>	Any



# HELJAN PLAYS ITS ACE CARD!

It doesn't get much better than this. Heljan has delivered its stunning 'O' scale model of the Brush Class 60 – **MIKE WILD** takes a closer look.

**T**HERE IS SOMETHING about the Class 60. No matter what scale it has been recreated in these heavy freight diesels have always looked superb. Hornby's 'OO' model and Bachmann's 'N' gauge version are both wonderful depictions of these Co-Co diesel electrics and now it is Heljan's turn with what can only be described as its Ace card.

The Class 60s were introduced in 1989 with a fleet of 100 built

by Brush at Loughborough over four years. Their introduction to traffic wasn't without its issues and in fact even until recently these 3,300hp power houses have led a troubled existence. Nevertheless, they currently have a new lease of life with DB Schenker and Colas Rail and *Reality Check* looks back on the story of these locomotives.

Heljan announced its plans to produce the Class 60 for 'O' gauge two years ago and it has

to be said that we have all been looking forward to seeing this model touch down in the *Hornby Magazine* office. Three versions have been delivered covering BR Railfreight triple grey, the unmistakable Loadhaul black and orange and EWS maroon and gold.

Following Heljan's tradition with its 'O' gauge productions, the Class 60s are delivered in their base livery without locomotive numbers – the triple grey model

is also devoid of sector markings. This time each model is supplied with a set of transfers with a sheet providing cabside and bodyside numbers for the three models. This makes recreating your personal choice simpler.

## THE MODEL

At 70ft long the Brush '60' is a big locomotive and that certainly translates with this model which weighs in at 3kg. Straight from the

The shape and poise of the powerful Class 60 have been captured superbly by Heljan.








#### THE DETAILS

<b>Manufacturer:</b>	www.heljan.dk
<b>Cat No:</b>	6001
<b>Description:</b>	Class 60, Loadhaul black and orange
<b>Scale:</b>	'O'
<b>Price:</b>	£649.99
<b>Era:</b>	9
<b>DCC:</b>	DCC ready, large format decoder
<b>Couplings:</b>	Working screw links

box the model is impressive and even though there is a mistake in the angles of the orange sections on this Loadhaul model the livery looks smart and fresh – just as it did on the real engines.

At the front you will find a fully detailed bufferbeam with sprung buffers of the correct pattern, air pipes and a fully working screw link coupling – which even includes an operational screw link. Below the bufferbeam the

**Five switches neatly tucked under the exhaust silencer control the lights for day and night running.**



*“We have been looking forward to seeing this model.”*


**MIKE WILD**



**A speaker housing is provided in the fuel tank base for simple installation.**







Lighting control circuit board.

Brass flywheels.

Central Printed Circuit Board.



distinctive snowploughs of the '60' are modelled neatly while above is a superb replica of the inset light cluster panel.

The lighting can be configured for day or night running and tail lights can be turned off through the bank of five switches beneath the exhaust silencer. This is simple to access as the silencer is a simple press fit which can be removed without any tools.

Back to the exterior and the fronts feature clear glazing with neatly produced frames and windscreen wipers while the air horns above the cab are the icing on the cake.

Amongst the Class 60's most distinctive features are its side grilles and especially those at the No. 1 end as they allow daylight to penetrate from one side of the locomotive to the other. This gained the class the nickname 'donuts'. Here Heljan has taken advantage of the size of 'O' gauge locomotives – and designed a new chassis – to allow this area to be modelled in full. Etched brass grilles stand either side behind the cab while the internal components have all been modelled in full inside. This detail really adds to this model.

Speaking of interior detail, the cabs are fully detailed inside with seats, control panels and even a representation of the

hotplate on the secondman's side. This area will really benefit from the addition of a crew.

The bodysides capture the slab sided nature of the prototype with the angled cantrail leading to the detailed roof area. The silencer which covers the light switches is modelled superbly while etched brass roof grilles sit at the opposite end of the locomotive.

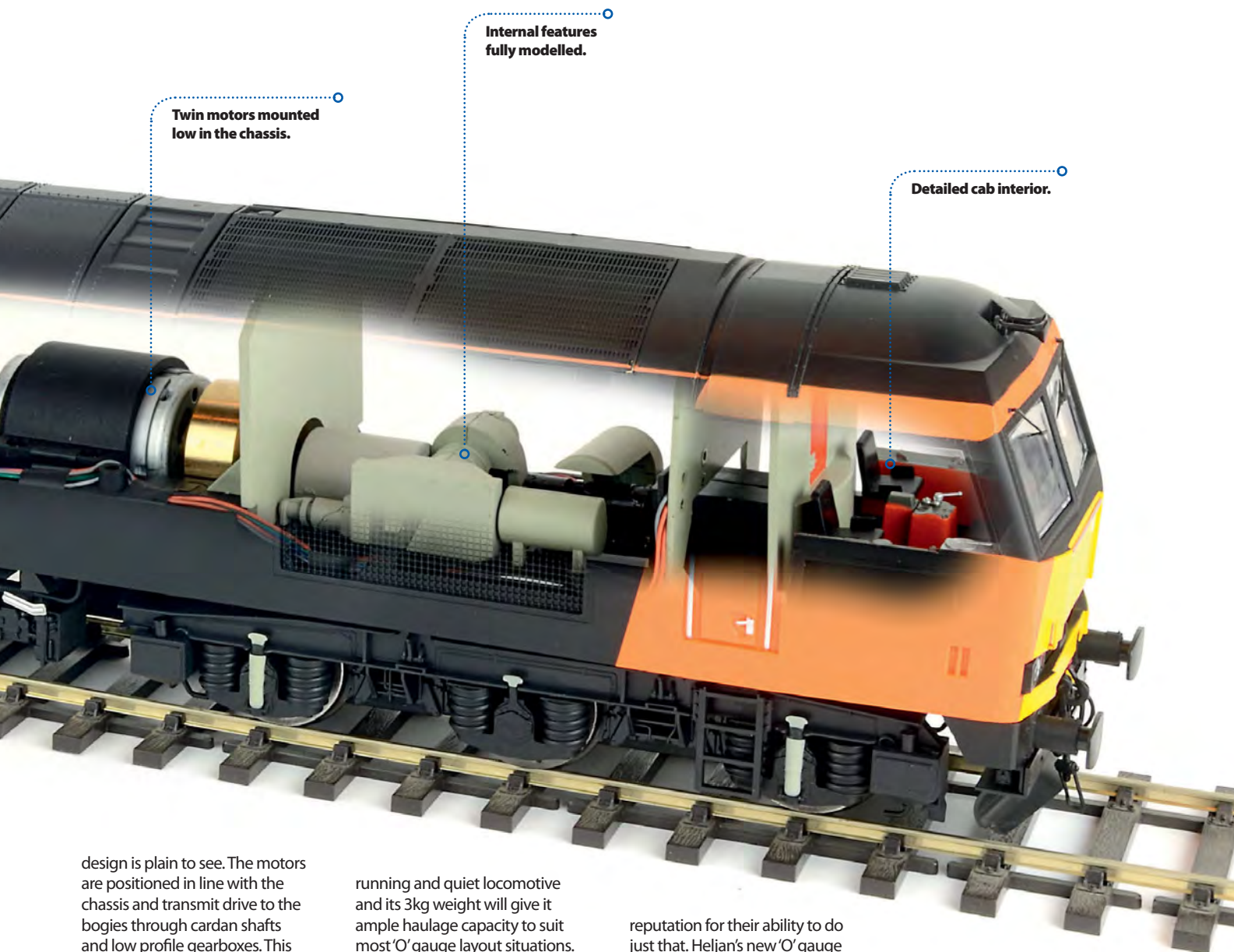
Beneath the frames the heavy frame bogies of the Class 60 have been reproduced to a high standard with excellent spring and suspension detail alongside a full complement of brake shoes. The central underframe components have been modelled superbly with great attention to detail throughout.

## PERFORMANCE

Our testing of 'O' gauge locomotives is limited, but the Class 60 features twin motor arrangements following the established format of Heljan's 'O' gauge locomotives. The model is Digital Command Control (DCC) compatible with large format decoders which will require the existing PCB to be replaced. Access to this is straightforward with the body being secured in place with four crosshead screws needing to be released for access to the chassis.

Once the body is off the chassis





Twin motors mounted low in the chassis.

Internal features fully modelled.

Detailed cab interior.

design is plain to see. The motors are positioned in line with the chassis and transmit drive to the bogies through cardan shafts and low profile gearboxes. This keeps the drivetrain out of sight to allow the interior details behind the side grilles to be modelled.

Running the model on a rolling road showed it to be a smooth

running and quiet locomotive and its 3kg weight will give it ample haulage capacity to suit most 'O' gauge layout situations.

### OVERALL

The Class 60 was developed to haul the heaviest bulk freight trains on the British railway network and they have earned a deserved

reputation for their ability to do just that. Heljan's new 'O' gauge model is a stunning tribute to this imposing locomotive and captures its spirit, power and angular construction superbly.

Perhaps it is the Class 60's design which lends itself to models, but

this is surely Heljan's best ready-to-run 7mm scale locomotive so far and it paves a tough challenge for its future projects to beat. Truly excellent. (MW)




The quality and detailed invested in Heljan's new Class 60 is impressive to say the least.



# THE HEAVY FREIGHT Class 60

One of the most recognisable locomotives on the modern railway is the Brush Class 60, a design that brought an end to almost 200 years of freight locomotive construction in the UK, as **EVAN GREEN-HUGHES** describes.

Just two months old and still looking immaculate Class 60 60095 *Crib Goch* climbs towards Dove Holes Tunnel with a stone working bound for Earles Sidings at Hope on May 16 1992. [Brian Robbins/Railphotoprints.co.uk](#)





**T**HE EARLY 1980s were a confusing time for those trying to run Britain's railways. Government policy was leaning towards privatisation while traditional management methods and systems were being superseded by new ideas to make the industry more competitive.

British Rail had recently commissioned a succession of heavy freight locomotives in the form of the Class 56s and the 58s which had taken over the most arduous duties from the general-purpose diesels of the modernisation plan, but they couldn't fulfil all of the duties. Furthermore, the advent of the General Motors Class 59 diesels bought privately by aggregates company Foster Yeoman showed there was a need for something still more powerful than the Class 58s.

With this in mind those in charge were pursuing a policy of finding a direct replacement for the older diesels and this had led to Ruston and Mirrlees power plants being experimentally fitted into Class 37s with a view to using these units in new locomotives. Although a great deal of money was spent on this proposal it was abandoned when tough new Government rules on finance ruled it uneconomic. These rules identified short length work such as Speedlink as not worth investing in and effectively meant that future finance would be directed towards rolling stock and facilities used in heavy block traffic such as steel, coal and aggregates.

This decision meant that the only money for new locomotives likely to be forthcoming would be for the heavy freight sector and so with that in mind a specification was prepared for a new generation freight engine. This was not, however, to be a repeat of previous unsatisfactory designs as the activities of the



**Barnetby in north Lincolnshire was a regular haunt for Class 60s at the head of bulk freight flows from heavy industry in the area. 60021 passes Barnetby signalbox with 6260 Lindsey-Kingsbury tanks on July 23 2008. John Chalcraft/Railphotoprints.co.uk.**

four General Motors Class 59s imported by Foster Yeoman had become widely known. These locomotives were rewriting the record books as they offered haulage capacity and reliability figures far beyond anything in this country. So good were they that even British Rail's own Trainload Petroleum sector had sought permission to buy some, something which at that time would have been difficult to sanction politically.

## BRITISH DESIGN

Consequently British Rail drew up a specification for a locomotive in the same power category which was to include many of the features of the Class 59 including a wheel-creep computer adhesion system but more importantly which was to be far more reliable than any previous home-built product.

Three companies bid for the contract, Metro-Cammell did some work on the concept but eventually declined to participate further, GEC offered what was in effect a UK-built Class 59 after plans to develop its own design fell through while Brush Traction of Loughborough offered a locomotive to its own design powered by an enlarged version of either the Mirrlees or the Ruston engines then on test in Class 37s. In the end BR didn't want a two-stroke engine which ruled out the GEC offering while the Ruston engine could not pass the emission requirements and that left a Mirrlees-engined Brush built product as the only viable option.

In early 1988 Brush was given an order for up to 100 of the new design at a cost of £120m with delivery of the first to take place within a year and with a strong financial incentive for the locomotives to be both economical to operate and to have a high availability. Production started almost immediately, with many of the components sub-contracted to other manufacturers. The body, which largely followed traditional British practice and which was designed to assimilate some of the stress loadings within itself was built by Procor (UK) of Wakefield while the power unit was constructed at the Mirrlees plant at »

**The latest colour scheme to adorn the Class 60 is Colas Rail Freight's distinctive yellow, black and orange. On April 22 2015 60002 (with 66849) powers past Howe & Co. Sidings with 6J37 Carlisle Yard-Chirk loaded timber. Gordon Edgar/Rail Photoprints.**





Stockport and electrical components came from the Hawker Siddeley group. Final assembly took place at Loughborough.

It was to be June 1989 before the first off the production line, 60001, was handed over to British Rail and it was then immediately taken to the Technical Centre at Derby for trials. Unfortunately during the tests which followed a number of issues were discovered particularly with the microprocessor-controlled wheel creep system and with the suspension all of which had to be corrected before the locomotives could be passed as fit for work. Modifications took almost 16 months to complete - much to the exasperation of BR, which was forced to persevere with worn-out equipment while the issues were addressed.

The situation became so strained that, with 40 locomotives delivered and most of them not working, the order for the rest was almost cancelled. Eventually all 100 were completed but there were a reported 10,000 warranty faults on the fleet, which was an average of 100 per engine and compared very poorly with the Class 59 which had essentially been put straight into service. That said, the Class 60s had a higher continuous tractive effort than any other diesel locomotive in Britain and their prodigious haulage capacity eventually led crews to nickname them 'tugs'.

## BULK FREIGHT POWER

Introduction into service should have seen the Coal sector receive 35, Construction 25, Metals 22 and Petroleum 18 but by the time they were actually fit for service other arrangements had been made and they were allocated elsewhere, often with the wrong sector symbols on their body sides. Their introduction saw them displace Class 33s from aggregates traffic, pairs of Class 20s from coal trains, Class 31s from petroleum and classes 26 and 73 from other duties. Unfortunately reliability issues continued and it was not long before it became common for up to 10% of the fleet to be back at Brush at any one time, with others laid up at depot level with various faults. At this time each locomotive was only averaging about 1,000 hours of useful work each year.

In 1994 the fleet was divided up equally amongst the three new freight operators but few were repainted due to the quality of the original two-tone grey finish. Five received Loadhaul livery and three Mainline blue before the whole fleet was once again unified under the ownership of English Welsh & Scottish Railway (EWS). This led to some receiving that operator's red and yellow colours.

Throughout the 1990s various initiatives saw reliability improve to double its previous level but even so these British-built locomotives never achieved anything like the figures regularly achieved by the Class 59s and newer Class 66s and as a result when there was a dramatic decline in traffic in the early 2000s some were placed in store. This continued until almost 40% of the fleet was out of service, although the actual locomotives in store varied from time to time. 60 working examples were transferred




**Class 60 60032 William Booth** heads west near Barnack on the Peterborough-Leicester line with an aggregates train on November 17 2005. Mike Wild.

to DB Schenker when that company obtained control of EWS in 2008 and from this point on the number of Class 60s began to drop until by mid-2010 there were only around ten in service at any one time.

## NEW LIFE

While it looked for a while as if the class was to become extinct DB Schenker instead trialled modifications on two locomotives, following which a plan to overhaul around 20 for further service was announced. At around the same time a further 20 were offered for sale but none changed hands, further attempts were made to sell some in 2012 and 2013 but these also came to nothing. In June 2014 there was finally some movement when 10 locomotives were sold to Colas Rail. Currently DB Schenker has around 20 in service and these are all upgraded and overhauled examples while Colas has around four available.

For the bulk of their lives the Class 60s were seen in Railfreight two-tone grey livery, with handfolds appearing in other colours. There have been a number of one-offs, including 60040 in Territorial Army livery, 60066 in Drax power station livery, 60099 in Tata Steel livery, 60074 *Teenage Spirit* in powder blue and 60081 which was given the name *Isambard Kingdom Brunel* and mock Great Western Railway livery in 2000. The Colas examples have appeared in Colas house colours as they have been returned to service.

In retrospect the Class 60 promised a lot but took a very long time to fulfil its potential, by when the newer and more reliable (if less powerful) Class 66s were dominating the freight sector. At the time the Class 60s were ordered some suggested changing traffic patterns would remove the heavy slow speed bulk traffic for which they were designed. But they have been in service for more than 20 years now and although their numbers have diminished, for hauling the heaviest freight trains of all there is little better on the rails. For that fact alone they must be counted as a success. 

**Class 60 60033 Tees Steel Express** climbs past Brentry with 6A65 - the 9.03am Avonmouth-Didcot coal on October 29 1997.

John Chalcraft/  
Railphotoprints.co.uk.







Looking smart in Loadhaul black and orange 60059 Swinden Dalesman stands at Goole with a sand working destined for Peterborough on September 10 2007.  
[Railphotoprints.co.uk](http://Railphotoprints.co.uk)

## FACTS AND FIGURES

<b>Introduced:</b>	1989-1993
<b>Total built:</b>	100
<b>Numbers:</b>	60001-60100 (60500 renumbered from 60016)
<b>Operators:</b>	British Rail English Welsh & Scottish Railway DB Schenker Colas Rail
<b>Route availability:</b>	7
<b>Withdrawn:</b>	None, but some stored from 2004 onwards
<b>Wheel arrangement:</b>	Co-Co
<b>Control system:</b>	Brush SEPEX
<b>Engine:</b>	Mirrlees MB8275T
<b>Cylinders:</b>	18, 10in x 12in
<b>Horsepower:</b>	3,100hp
<b>Main alternator:</b>	Brush BA1006A
<b>Auxiliary alternator:</b>	Brush BAA702A
<b>Traction motors:</b>	Brush TM2161A four-pole
<b>Train heating:</b>	Not fitted
<b>Brakes (locomotive):</b>	Air
<b>Brakes (train):</b>	Air
<b>Brake force:</b>	74tons
<b>Maximum tractive effort:</b>	106,500lbs
<b>Continuous tractive effort:</b>	71,570lbs
<b>Length:</b>	70ft
<b>Width over cabs:</b>	8ft 8in
<b>Weight:</b>	129tons
<b>Wheel diameter:</b>	3ft 7in
<b>Maximum speed:</b>	62mph
<b>Fuel capacity:</b>	990gallons





## PHONE/ORDER HOTLINE

(0114) 2551436

Open 9:00am - 5:00pm

24 Hr Answerphone service for orders



## RAILS OF SHEFFIELD

## SHOP OPENING HOURS:

9:30am - 5:00pm

Monday - Saturday

Free parking outside the door!

## HORNBY

## FULL RANGE STOCKED AT BARGAIN PRICES

R3115	BR 4-6-2 Unrebuilt West Country Class 'Exeter' BR Green #34001	TBA
R3233	LNER 4-4-0 D16/3 Class - Pre 1948 Locomotive	£96.50
R3234	BR 4-4-0 D16/3 Class - Early BR Locomotive	£96.50
R3235	BR 4-4-0 D16/3 Class - Early BR (1948) Locomotive	£96.50
R3239	BR 0-6-0 700 Class Drummond - Late BR Loco 30315	£96.50
R3240	BR 0-6-0 700 Class - Early BR	£96.50
R3243B	BR 2-6-0 62064 KI Late BR	£114.50
R3261	Network Rail 0-6-0 Class 08 417 Diesel Shunter	£87.50
R3262	DCR A1A-A1A Diesel Class 31452 Locomotive	£142.50
R3263	BR Co-Co Diesel Electric 'Vanguard' Class 50 024	£129.95
R3264	BR Co-Co Diesel Electric 'Ajax' Class 50	£129.95
R3266	BR Sub-Sector Co-Co Diesel Electric 'Quinag' Class 60090	£139.50
R3300	Sir Winston Churchill's Funeral Train Pack - Limited Edition	TBA
R3301	BR Green 4-6-0 'Earl of Mount Edgumbe' 4073 Castle Class 2014 Loco	£127.50
R3303	BR 4-4-0 D16/3 Class - Early BR, Weathered	£96.50
R3304	BR 0-6-0 Drummond 700 Class - Early BR, Weathered	£96.50
R3310	BR 4-6-2 'Bude' West Country Class - Late BR	£124.50
R3311	BR 4-4-0 'Westminster' Schools Class - Early BR	£119.50
R3312	BR Green 4-6-2 'Minors' A3 Class - BR 1955	£144.50
R3313	LMS 0-6-0 4F Class - LMS Unlined Locomotive	£87.50
R3315	BR Black 4-4-0 Fowler 2P Class - Late BR Loco	£87.50
R3316	S&DJR 4-4-0 Fowler 2P Class Locomotive	£87.50
R3318	BR 4-6-0 'Gilwell Park' B17/3 Class - Early BR Locomotive	£116.50
R3320	BR Blue 4-6-2 'Golden Eagle' A4 Class - Early BR Locomotive	£127.50
R3323	BR Black 4-6-0 'Black S' Class SMT - Late Crest	£119.50
R3324	LNER 0-6-0 JT 50 Class Locomotive	£69.50
R3325	BR 0-6-0 JT 50 Class Locomotive - Early BR	£69.50
R3327	BR Black 2-8-0 Class O1 Locomotive 63663	£115.50
R3328	BR 4-6-0 Maunsell S15 Class - Early BR	£119.50
R3329	BR 4-6-0 Maunsell S15 Class - Late BR	£119.50
R3330	BR 4-6-0 'King George V' 6000 Class - Early BR	£139.50
R3331	GWR 4-6-0 'King James I' 6000 Class	£139.50
R3332	BR 4-6-0 'King Edward VIII' 6000 Late BR	£139.50
R3336	LNER 4-6-2 'Flying Scotsman' A3 Class - NRM 2015 Rededication	£149.50
R3340	BR 2-HAL 2 Car Electric Multiple Unit Train Pack	£114.50
R3343	First Great Western Class 08 822 Diesel Shunter 'John'	£94.50
R3345	Freightliner Co-Co Diesel Class 66504	£61.50
R3346	DB Schenker Co-Co Diesel 'Marco Polo' Class 92	£70.50
R3347	EWS Co-Co Diesel 'Wagner' Class 92019 Electric Loco	£71.50
R3351	Northern Rail Diesel Class 153 Diesel Loco	£79.50
R3352	FGW Diesel Class 153 Diesel Loco	£79.50
R3353	Balfour Beatty 4wDH Sentinel	£49.50
R3365	East Coast Trains Bo-Bo Electric Class 91 120 Loco	£79.50
R3370TTS	BR 4-6-0 'King Richard II' 6000 Class BR (Early) with TTS Sound	£159.50
R3371	RailRoad LNER 4-6-2 'Mallard' A4 Class Loco	£74.50
R3374	BR Class 71 '71012' - BR Blue	£132.00
R3380	LNER 0-6-0 '7510' J15	£96.95
R3381	BR 0-6-0 '65475' J15 - Early BR	£96.95

## BACHMANN

## FULL RANGE STOCKED AT BARGAIN PRICES

30-04B	The Highlander Digital Sound Train Set	£254.50
30-325	Ambulance Train No.40 Train Pack	£131.50
30-525	The Shakespeare Express Train Pack	£194.50
30-575	The Railway Children Train Pack	£114.50
31-088	3200 (Earl) Class 9028 BR Black Early Emblem	£118.96
31-089	3200 (Earl) Class 3214 GWR Green Shirt-Button Monogram	£118.96
31-119	BR Standard Class 4MT #75035 BR Black L/Crest - Weathered	£127.46
31-168	OO Scale L&YR 2-4-2 Tank 10713 LMS Crimson	£84.95
31-169	OO Scale L&YR 2-4-2 Tank 50705 BR Lined Black Early Emblem	£84.95
31-204	Patriot Class 5330 'Sir Frank Ree' LMS Crimson	£131.71
31-214	Patriot Class 4-6-0 'Giggleswick' #45538 BR Green Early Emblem	£131.71
31-423	Midland Class 1F 1739 LMS Black Open Cab	£81.56
31-434	Midland Class 1F 41803 BRITISH RAILWAYS Black	£81.56
31-440	Ivatt Class 2MT 2-6-2 Tank #41243 BR Lined Black Early Emblem	£106.21
31-461A	C Class 0-6-0 1294 Southern Railway Black	£106.21
31-480	G2A 9376 LMS Black with Tender Black Cab	£101.96
31-528A	Class A2 60529 'Pearl Diver' BR Lined Green Late Crest	£144.46
31-531	Class A2 60536 'Trimbrush' BR Lined Green Early Emblem	£144.46
31-614	Class V3 Tank #67609 BR Lined Black Late Crest Cranked Pipes	£106.21
31-656	Class 47 47256 BR Green Full Yellow Ends (TOPS) Weathered	£110.46
31-659	Class 47 47001 BR Blue Weathered	£110.46
31-660	Class 47/4 47436 BR Blue Large Logo	£101.96
31-679	Type AL5 Electric #E3095 BR Electric Blue Small Yellow Panel	£118.96
31-781	Modified Hall 7903 Foremark Hall	£99.50
32-034A	Class 20 20141 BR Green Full Yellow Ends Weathered	£97.71
32-038DS	Class 20 #20124 BR Blue Indicator Disks - Weathered - SOUND	£183.95
32-044	Class 20 #8028 BR Green Indicator Disks with Tablet Catcher	£87.95
32-065	Class 43 'Warship' #D865 'Zealous' D865 BR Maroon Yellow Panel	£111.50
32-066	Class 43 'Warship' #D835 BR Green Yellow Panel	£111.50
32-085	Class 56XX #6639 BR Black Early Emblem	£71.95
32-115B	Class 08 08818 BR Blue Wasp Stripes Weathered	£84.96
32-119	Class 08 08907 DB Schenker	£76.46
32-120	Class 08 13287 BR Plain Green Early Emblem	£76.46
32-131	Class 45XX Prairie Tank 4539 Great Western Green	£80.71
32-227B	Fowler Class 3F 0-6-0 (Jinty) 7341 LMS Black	£72.21
32-235	Fowler Class 3F 0-6-0 (Jinty) 47673 BR Black Late Crest Weatherd	£80.71
32-285	Class 101 2 Car DMU BR Green with Speed Whiskers	£127.95
32-286A	Class 101 2-Car DMU BR Green Yellow Warning Panel Weatherd	£144.46
32-331	Class 25/1 #25043 BR Green Full Yellow Ends - Weathered	£89.21
32-389	Class 37/4 37421 Colas	£101.96
32-390	Class 37/7 37706 'Conidae' Railfreight Petroleum Sector	£101.96
32-442	Class 24/1 #24137 BR Blue	£93.46
32-610	Class 90 90023 Intercity	TBA
32-611	Class 90 90037 Railfreight Distribution	TBA
32-612	Class 90 90042 Freightliner 'Powerhaul'	TBA
32-680	Class 45 #45036 BR Blue Split Centre Head Code	£101.96
32-762DS	Class 57/3 'The Hood' #57312 Virgin - Weathered - SOUND	£191.95
32-784	Class 37/0 #37242 Mainline Blue Centre Head Code - Weatherd	£99.95
32-785DS	Class 37/0 #37254 BR Departmental - Weathered - SOUND	£191.95
32-786	Class 37/0 #37174 EWS Domino Head Code - Weathered	£99.95
32-880	Fairburn 2-6-4 Tank 2278 LMS Black Weathered	£106.21
32-881	Fairburn 2-6-4 Tank 42105 BR Lined Black E/Emblem Weathered	£114.71
32-882	Fairburn 2-6-4 Tank 42062 BR Lined Black Late Crest	£106.21
32-992	Wickham Type 27 Trolley Car BR Engineers Yellow	£67.96
32-993	Wickham Type 27 Trolley Car BR Engineers Yellow Wasp Stripes	£67.96

## GRAHAM FARISH

## FULL RANGE STOCKED AT BARGAIN PRICES

370-080	'Countryside Coal' Digital Train Set	£144.50
370-300	Landship Train Collectable Train Pack	£89.50
370-400	Longmoor Military Railway Train Pack	£119.50
370-500	Cumbrian Mountain Express Collectable Train Pack	£132.50
371-01SC	Class 08 08672 BR Blue Wasp Stripes	£76.46
371-021A	Class 08 D3785 BR Green Late Crest	£76.46
371-035	Class 20 Twin Pack Hunslet-Barclay	£178.07
371-050C	Class 04 D2283 BR Green Warning Stripes	£72.21
371-051C	Class 04 D2295 BR Blue Wasp Stripes	£72.21
371-054	Class 04 D2332 'Lloyd' NCB Yellow	£72.21
371-063	Class 03 D2383 BR Green Wasp Stripes Weathered	£76.46
371-064	Class 03 03170 BR Blue Wasp Stripes & Air Tanks Weathered	£76.46
371-168	Class 37/5 #37506 Railfreight Red Stripe	£95.50
371-286	Class 55 'Kings Own Yorkshire Light Infantry' #D9002 BR Grn SYP	£95.50
371-287	Class 55 'Prince of Wales's Own Regiment of Yorkshire' #55005 Blue	£95.50
371-329	Class 150/2 #150247 BR Sprinter - Weathered	£131.71
371-330	Class 150/1 #150128 First Great Western	£123.21
371-358	Class 60 60021 Colas	£101.96
371-383A	Class 66 66101 DB Schenker	£101.96
371-384	Class 66 #66209 EWS - Weathered	£99.50
371-396	Class 66 (Low Emission Variant) 'Interhub GB' #66731 GBRf	£99.50
371-397	Class 66 66434 DRS Plain Blue Compass	£101.96
371-455	Class 37 #37251 BR Blue - Weathered	£99.95
371-604	Class 42 Warship 'Onslaught' #D832 BR Green	£94.50
371-656	Class 57 #57312 Network Rail Yellow	£95.50
371-880	Class 108 2 Car DMU BR Green Small Yellow Panel	£123.21
371-987	Class 64xx 0-6-0 Pannier Tank #6400 BR Lined Green Late Crest	£76.46
372-060	Midland Class 4F #43924 BR Black Late Crest Fowler Tender	£87.50
372-061	Midland Class 4F #3851 LMS Black Johnson Tender	£87.50
372-062	Midland Class 4F #43875 BR Black Early Emblem Johnson Tender	£87.50
372-080	Class B1 #61045 BR Lined Black Early Emblem - Weathered	£118.96
372-138	Class 5 #5190 LMS Plain Black	£103.50
372-139	Class 5 #45206 BR Lined Black Early Emblem	£111.50
372-310	Merchant Navy Class #35024 'East Asiatic Company BR Blue E/E	£127.95
372-311	Merchant Navy Class 35023 Holland-Afrika Line	£127.95
372-312	Merchant Navy Class #35028 'Clan Line' BR Green Late Crest	£127.95
372-313	Merchant Navy Class 35021 New Zealand Line	£127.95
372-330	BR Standard Class 3MT Tank #82028 BR Black L/C - Weathered	£101.96
372-331	BR Standard Class 3MT Tank #82020 BR Plain Green Late Crest	£93.46
372-385	Class A2 'AH Peppercorn' #525 LNER Apple Green	£127.95
372-386	Class A2 'Bachelors Button' #60537 BR Brunswick Green E/E	£135.96
372-387	Class A2 60527 'Sun Chariot' BR Lined Green Late Crest	£135.96
372-388	Class A2 'Blue Peter' #60532 BR Lined Green Late Crest	£135.96
372-536	Class 4MT Tank #80119 BR Lined Black Late Crest	£97.71
372-578	Rebuilt Royal Scot 'Royal Scot' #6100 LMS Crimson (Preserved)	£118.96
372-579	Rebuilt Royal Scot 'Royal Ulster Rifleman' #46122 BR Green Late Crest - Heavily Weathered	£127.46
372-625	Ivatt Class 2MT #46521 BR Lined Green Late Crest	£95.50
372-626	Ivatt Class 2MT BR Lined Black E/E Locomotive 46440	£95.50
372-653	BR Standard Class 4MT #76079 BR Lined Black Early Emblem	£103.95
372-725	BR Standard Class 5MT 73068 BR Lined Grn Late BRIC Tender	£103.50
372-930	N Class 2-6-0 #1406 SR Olive Green Slope-sided Tender	£99.95
372-931	N Class 2-6-0 #31844 BR Black Early Emblem	£99.95
372-932	N Class 2-6-0 #31811 BR Black Late Crest	£99.95
372-933	N Scale N Class 2-6-0 810 SWCR Grey	£99.95

## RAILS BLACK LMS LIMITED EDITIONS

31-999X	LMS Twin Loco 10001 in BR Black with Chrome trimmings and no emblem	£134.99
---------	---------------------------------------------------------------------	---------

UK POSTAL RATES: £4.00 (1st Class), £4.50 (1st Class Recorded), Special Delivery £8.50 next day delivery inc Saturdays by 1:00pm (orders must be placed before 2:00pm on date of despatch), £7.50 per parcel over 2kg sent via ParcelForce courier for next day delivery inc Saturdays (orders must be placed before 3:00pm on date of despatch). This excludes post codes: IV, HS, KA27-28, KW, ZE, PA20-78, PH17-50, BT, IM, TR21-25, JE-GY and PO31-41 which will be charged at £12.

WORLDWIDE POSTAL RATES: Postage charged at cost sent via Royal Mail Airmail under 2kg, ParcelForce over 2kg. (Air sure and international signed for available on request).

Non EEC countries are VAT deductible. New releases may be booked in advance.

All mail order or telephone orders despatched immediately with an immediate refund or follow-on option on 'Out of Stock' items. Please advise with your order.

All goods are either in stock or on order.

By Car: From M1 South, Junction 29, follow A617 to Chesterfield then A61 to Sheffield. From M1 North, Junction 33, follow Parkway then A61 Chesterfield Road.

## PRICE PROMISE

We guarantee the price of our forthcoming releases for Locomotives, coaches and wagons to be at least 10-25% less than the RRP at the time of release. We also offer large discounts on many of our railway accessory ranges.

We continually monitor other retailers to ensure that our prices are always competitive.

JUST LOOK FOR THE



## Colour coding:

No DCC

DCC READY

DCC Fitted/Sound

## PLEASE NOTE:

All items currently in stock are despatched immediately.

Forthcoming releases will be despatched immediately upon release.

If your order contains both current items and forthcoming releases then these will be despatched separately and subject to separate delivery charges.



## DAPOL AT BARGAIN PRICES

N GAUGE OO GAUGE O GAUGE

### GOLD STAR STOCKISTS

#### FULL RANGE STOCKED

Call us or see our website for more details and bargain prices

## ESU Loksound AT BARGAIN PRICES

V4.0 Steam Sound	Classes A4 Pacific, A1/A2 Pacific, A1 Pacific 'Tornado'	£94.50
Decoder with Speaker	GWR Pannier 57xx, GWR Manor 78xx, BR/LMS Mogul, 4MT Tank, Jubilee, BR/LMS Fairburn, Ivatt Class 4, 3F Jinty, Bulleid Pacific	
V4.0 Diesel Sound	Classes 03/08/20/24/25/31/37/40/43 HST/44/45	£94.50
Decoder with Speaker	47/50/52/55/57/66/67/108 DMU/158 Sprinter	
DCCSFIT	Fitting service for all OO gauge Steam Classes	£25.00
DCCDIFIT	Fitting service for all OO gauge Diesel Classes	£25.00

All sound decoders are available with either 8 or 21 pin connectors, several of the steam decoders are suitable for use in other locomotives. See our website for more details.

50010	ECosBoost ext Booster 4A DCC/MOT/SX/mfx	£197.50
50011	ECosBoost ext Booster 8A DCC/MOT/SX/mfx	£369.50
50095	ECosDetector Extension Module - 32 outputs	£42.50
50200	ECosCommand Station (2nd Gen) 15-21V & Colour Touchpad	£499.99
50300	Navigator Digital System Wireless IR Handset & Base Station	£258.50

## DECODER FITTING SERVICES

DCCFIT6	DCC Decoder fitting service for N gauge 6 pin DCC Ready locomotives	£29.50
DCCFIT8	DCC Decoder fitting service for OO gauge 8 pin DCC Ready locomotives	£29.50
DCCFIT21	DCC Decoder fitting service for OO gauge 21 pin DCC Ready locomotives	£29.50

The charges for our fitting services are inclusive of the cost of the decoder which will either be a Hornby 4 or Bachmann 3 function decoder chosen at our discretion.

## HELJAN AT BARGAIN PRICES

OO GAUGE O GAUGE

### FULL RANGE STOCKED

Call us or see our website for more details and bargain prices

6000	Heljan O Gauge Class 60 Railfreight sector	£495.00
6001	Heljan O Gauge Class 60 Loadhaul	£495.00
6002	Heljan O Gauge Class 60 EWS	£495.00

## DAPOL AT BARGAIN PRICES

### Dapol 'O' Gauge Terrier

75-010-004	Terrier A1X LBSC Improved Green Thames	£199.95
7D-008-000	Class 08 # D3048 BR Green L/C No Warning Panels	£169.95
7D-008-001	Class 08 # 13115 BR Green E/C No Warning Panels	£169.95
7D-008-002	Class 08 # 08529 BR Blue Wasp Stripes	£169.95
7D-008-003	Class 08 # D3084 BR Green Wasp Stripes Late Crest	£169.95

## PHONE/ORDER HOTLINE

(0114) 2551436

Open 9:00am - 5:00pm

24 Hr Answerphone service for orders



## Gift Vouchers

Why not treat someone to a Rails of Sheffield Gift Voucher. Purchase by phone or through our website.



## GAUGEMASTER AT BARGAIN PRICES

DCC-ADS8FX	DCC Concepts DCD-ADS8FX COBALT Solenoid Accessory Decoder (8 output)	£64.00
DCC-ADS2FX	DCC Concepts DCD-ADS2FX COBALT Solenoid Accessory Decoder (2 output)	£16.95
DCC01	Prodigy Express Package	£119.95
DCC02	Prodigy Advance Package	£209.50
DCC03	Prodigy Advance 2 Wireless Starter Set	£359.50
DCC13	Prodigy Advance 2 Wireless Walkaround	£149.50
DCC14	Prodigy Advance 2 Backlit Walkaround	£99.00
DCC23	6 Pin N Gauge Plug-in Decoder	£21.00
DCC27	OMNI 21 & 8 Pin Decoder	£15.95
DCC30	Accessory Decoder	£46.75
DCC40	Auto Reverse Module	£31.50
DCC51	Prodigy Wireless Conversion Set	£199.50
DCC55	Prodigy Advance Wired Computer Interface Cable	£43.50
Model D	Twin Track Controller	£67.50
Model Q	Four Track Controller	£124.50
PM1	Point Motor with Accessory Switch	£4.25
PM2	Point Motor	£3.50
PM4	Point Motor Self Latching with Switch	£4.95
100M	Single Power Controller	£67.95

## PECO AT BARGAIN PRICES

### FULL RANGE STOCKED

All Gauges Track and Accessories  
Call us or see our website for more details and bargain prices

## DJ MODELS AT BARGAIN PRICES

Advance Orders Now Being Taken for the new DJ Models Range  
Call us or see our website for more details and bargain prices

# MASSIVE JANUARY 2016 SALE Starts 24th December

## ALSO STOCKED AT BARGAIN PRICES

In addition to full ranges from all the manufacturers featured here we also offer full ranges from:



and many more. If you can't find the product you are looking for on our website then please contact us and we can order it in for you. Check out our ebay stores to see what discontinued and rare items we have on offer and for your chance to pick up a second-hand bargain today.

Visit: <http://stores.ebay.co.uk/Rails-Of-Sheffield>

Visit: <http://stores.ebay.co.uk/The-Rails-of-Sheffield-Vault>

MODEL RAILWAYS BUY - SELL - EXCHANGE ANY GAUGE ANY AGE TOP PRICES PAID

[www.railsofsheffield.com](http://www.railsofsheffield.com)



OFFICIAL HORNBY  
COLLECTORS CENTRE

Est 1975

FOR MORE SPECIAL OFFERS AND UP TO THE  
MINUTE RELEASES VISIT OUR WEBSITE

TELEPHONE/ORDER

HOTLINE

(0114) 2551436

Open 9:00 am - 5:00 pm

24 Hr Answerphone service for orders



RAILS OF SHEFFIELD

SHOP OPENING HOURS:

9:30 am - 5:00 pm

Monday - Saturday

Free parking outside the door!

WANTED

CASH OR PART EXCHANGE

We urgently require collections of any size featuring products from the following manufacturers:



We are always on the lookout for all types of kit built models including Pro-Scale, Nu-Cast, Golden Age Models, Silver Fox Models, Comet Models, David Andrews and Japanese/Korean Brass in addition to all manufacturers above.

Please do contact us if you are at all unsure as to whether we would be interested in your collection.

We value your used models very highly and will pay top prices for all items offered.

We provide a fast, professional and friendly service from our family run business.

Distance is no object and anything is considered.

Please telephone us on 01142 551436, email [secondhand@railsofsheffield.com](mailto:secondhand@railsofsheffield.com), fax us on 01142 555982 or post your lists to the address at the bottom of the page quoting reference RM2013, all enquiries answered.

RAILS OF SHEFFIELD, 21/29 CHESTERFIELD ROAD, SHEFFIELD, S8 0RL. TEL(0114) 255 1436, 8 LINES. FAX (0114) 255 5982  
PHONE/FAX/24 HR ANSWERPHONE FOR ORDERS OUTSIDE SHOP HOURS. EMAIL: [info@railsofsheffield.com](mailto:info@railsofsheffield.com) WEBSITE: <https://railsofsheffield.com> (E & OE)





*Announcing the...*

# 4-4-2 Adams Radial

- Smooth running 5 pole motor
- Pick ups on all drive wheels and rear wheel set
- High definition livery specification
- Separately fitted detail components
- Motor gearing to reflect scale speed operation
- Highly detailed cab interior
- NEM Couplings
- DCC Ready



Available soon: Adams Radial 30584 Early BR Livery - Due December and Adams Radial 488 LSWR Preserved Livery - Due January 2016.



*In Pursuit of Excellence*



# 'Western' ambassadors for Sound

The distinctive note of the 'Western' hydraulics is highly sought after in model form. **PAUL CHETTER** installs sound into Heljan and Dapol 'OO' Class 52s and compares the steps required and the results achieved.

**T**HE DESIGN of ready-to-run model locomotives has until recently been aimed at producing reliably engineered chassis clothed with convincing bodies. In the last few years, Digital Command Control (DCC) sound has become an increasingly important aspect of the hobby. Modellers who fit sound to their models often find that these design considerations are the biggest problem to be overcome for a successful installation.

It makes life much easier if the manufacturer has made provision for a DCC sound decoder and speaker - though it is usually still possible to create a workable solution in models

where no provision has been made too.

The Heljan model is an older design which does not especially cater for DCC sound, whilst the more recently designed Dapol version has fully embraced the need to make suitable provision. Can the same components be deployed in each version? The Dapol model is designed to accept a specific speaker from the DCC Supplies range. I could see that this would also fit, somewhat differently, in the Heljan model so I decided to use the same type of speaker in each.

Dapol's decoder interface is a 21-pin connector so I selected a Zimo MX644D for this model. To suit the 8-pin socket in the Heljan I used a Zimo MX645R with an 8-pin harness. Apart


from the interface type, there is a very close similarity between these two decoders. Any difference in sound performance will therefore be as a result of the speaker location alone.

Dapol provides very clear installation instructions. If you follow these carefully, you will not need to modify your model in any way so your warranty should not be affected if you decide to install sound. The Heljan 'Western' does not have sound fitting instructions provided. Installing DCC sound in the way I describe below requires a single hole to be drilled through the chassis and a section of the fuel tank assembly to be cut away. Modifying the model in this way may invalidate your warranty.





# STEP BY STEP INSTALLING DCC SOUND IN DAPOL AND HELJAN 'OO' WESTERNS'



**1** As this cutaway shows the Dapol Class 52 has been designed with digital sound in mind from the outset. Note the space with vertical clips for the speaker to the right and the 21-pin decoder socket to the left.

## WHAT WE USED

PRODUCT	SUPPLIER	PRICE
Zimo MX645R sound decoder	<a href="http://www.digitrains.co.uk">www.digitrains.co.uk</a>	£85.00
Zimo MX644D sound decoder	<a href="http://www.digitrains.co.uk">www.digitrains.co.uk</a>	£83.00
Bass reflex speaker	<a href="http://www.dccsupplies.com">www.dccsupplies.com</a>	£8.16

## DAPOL'S 'WESTERN'

There are four screws holding the body and chassis securely together. These are in the chassis close to the leading edge of each bogie. When these are removed, the bodysell can be lifted from the chassis in a vertical motion.

The wiring for the cab lights is fitted to the inside of the roof and connected to the circuit board with a four-gang connector. It is possible to complete this installation with this still connected and the bodysell laid alongside the chassis, but I unclipped the plug and put the body to one side for safety. The main Printed Circuit Board (PCB) is at one end of the chassis and speaker provision at the other, below one

pair of perforated etched fan grilles in the roof.

This provision consists of a flat platform with four vertical tabs designed to hold the specified speaker firmly in place. The system works very well in holding the speaker in the required location and is a simple 'no tools required' solution that would be welcome in other models. The internal positioning protects the speaker from accidental damage.

There are two clearly marked solder pads on the PCB to which the speaker wires should be attached. I found on this example that I needed to clean these pads before soldering wires to them. The only other task was to remove the blanking plate and replace it with

the MX644D. My photograph and the Dapol instruction sheet show the correct orientation of the decoder. A quick test showed everything to be in order so I refitted the cab light wiring connector and slipped the body back onto the chassis, securing it with the four retaining screws.


Full marks to Dapol - this is a well designed and executed solution easily within the capability of most modellers. »

The Dapol (left) and Heljan (right) 'Westerns' are from two distinct eras in model manufacture with the Dapol model entering the market after the widespread adoption of digital sound fitting. Both are straightforward projects to install sound into, although the Heljan model requires the most work.





## STEP BY STEP INSTALLING DCC SOUND IN DAPOL AND HELJAN 'OO' WESTERNS'



**2**

The Heljan model offers less space inside for digital sound, but it is still perfectly possible, we just need to decide on a space for the speaker.





**3**

Here's the bass reflex speaker, one of which will be fitted to each model. It measures

58mm x 22mm x 9.3mm and comes pre-fitted into a sealed enclosure.

**4**

We will start with the Dapol Class 52. To release the body from the chassis remove the retaining screws fitted here (arrowed) plus those in a similar position at the other end. The body will then slide upwards but beware of the cab lighting which is joined to the main Printed Circuit Board (PCB) by a 4-pin connector.



**5**

The speaker location is optimised for the 58mm bass reflex speaker shown above. A flat area with four side lugs ensures correct fitment and good hold.



**6**

Consequently, fitting the speaker is a breeze. As it is a simple push-fit, no tools are required for this step.

### HELJAN'S CLASS 52

The Heljan model is of an older design generation. The body is removed by gently prising out the lower body edges to release the locating lugs and then sliding it vertically from the chassis. There are no cab lights fitted as standard so there is no wiring to be careful of.

The motor is held in place by a rubber moulding which fits firmly in a central compartment of the chassis. The top edges of this moulding also serve to hold the PCB in place above the motor. Peeling this back on one side releases the PCB.

The track pick-up and locomotive lighting wires connect to each end of the PCB via a series of 2-pin connectors. I removed these from one end along with the motor wire connector halfway along the PCB in order to

gain access to the lower part of the chassis. If you do this, make a note of the respective positions of the connectors as they look similar and the wiring is not fully colour coded.

To provide a safe path for the speaker wires to pass to the chosen speaker location in the fuel tank moulding I drilled a 2mm hole through the chassis. This will ensure that the wires do not foul the bogie. Any metal swarf must be meticulously cleaned away to avoid potential damage.


I replaced the edge connectors, motor wiring and refitted the PCB. Then I removed the small blanking plate from the 8-pin socket and plugged in the decoder. Making sure that no wires could short, I tested the direction of travel as there is no indication of the correct plug orientation shown on

the PCB or socket. The plug is shown in the correct position in the guide below.


The fuel tank moulding can be removed by releasing the four lugs holding it in place. It is revealed as a three part assembly held together by small hole and dowel joints. I separated these parts and scribed the length of the speaker onto the centre section, roughly equidistant from each end. I cut out the central section with a junior hacksaw, refitting the end sections which I glued in place for rigidity. The lower inside edges of the side pieces required a small amount of filing to create space for the speaker to fit with the cone flush with the lower surface of the tanks.

I drilled a hole for the speaker wires to emerge and fed them through this and the





**7** Towards the other end of the chassis is the main PCB. The blanking plate, allowing operation on DC without a decoder fitted, is shown here still in situ.




**8** The PCB features clear labelling including sufficient pin numbers to ensure correct decoder fitting. This is a useful supplement to the Index Pin on the 21-pin connector.




The speaker wires must be connected to the PCB. The solder pads provided (arrowed) are easily accessible and clearly labelled. Note the insulating coating.

**10** After deaning the pads I soldered the speaker wires in place ensuring that both connections were clean and fully isolated from one another.



**11** This shows the PCB (lightened for clarity) with the MX644D sound decoder fitted. The white connector shown on the left of this picture is the connector for the cab lighting. I reconnected the wiring plug and refitted the body to complete the installation.



**12** To begin work on the Heljan model remove the body by gently prising open the lower body sides to release the locating tabs, allowing it to be lifted vertically upwards. No connecting wires in this case. The Spartan looking PCB is revealed. Note the rubber clips on each side which hold it in place.

hole previously drilled in the chassis. I secured the speaker to the tank moulding internally with mastic: there's no need to seal the speaker to the tanks as it is a self contained unit.

Some additional care is required when handling models with speakers mounted in this way as vulnerable parts are not fully protected. The speaker magnet will attract any small loose ferrous material in the vicinity, so regular cleaning of a layout is recommended.

The tanks were refitted to the chassis and the speaker wires soldered to the purple wires from the decoder, the joints being insulated with heatshrink tubing.

The MX645 is equipped with circuitry to manage 'stay alive' capacitors, and there is sufficient free space available to fit six


supercapacitors wired in series below the roof immediately behind either of the cab bulkheads. I fixed them in place with some mastic, soldered the grey wire to the negative and blue wire to the positive leads of the 'stay alive' pack. The installation was completed by refitting the body to the chassis.

## THE VERDICT

The manufacturers' approaches to provision for DCC sound installation are poles apart. Heljan is perhaps handicapped by being earlier to bring its model to market whilst Dapol is advantaged by new thinking in this area. The Dapol Class 52 is a clear winner in the convenience and consistency of results that are possible and shows how forward thinking


in the design process is making our life easier when it comes to adding digital sound.

The Heljan Class 52 is not designed for sound fitment. It is nevertheless a fairly straightforward model to adapt but will require a few more modelling skills in order to achieve the finished results shown here.


Real 'Westerns' are large and spacious, as are these models. It is possible to fit the same type of speaker to each of them, either by design or good fortune. I think the benefit of designing for DCC sound installation from the outset has the potential to be even greater in the smaller main line locomotives and shunters. Fortunately, we are already seeing some movement towards this and I believe fully integrated models are just over the horizon. 




## STEP BY STEP INSTALLING DCC SOUND IN DAPOL AND HELJAN 'OO' WESTERNS'




**13** I pulled back the rubber tab on one side to allow the PCB to be tilted for inspection of the chassis below.



**14** A series of 2-pin connectors link the lights and track pick-up wires to the PCB. They are not individually colour coded, so make a note or take a photograph of the respective positions. I removed these plugs and the one connected to the motor below to allow the PCB to be lifted out of the way.



**15** I sought a suitable position to drill through the chassis which would not compromise structural integrity.



**16** I drilled a 2mm hole (arrowed) to allow the speaker wires to pass from below the soleplate to the interior in a route which will prevent the bogie fouling on the wires.



**17** The chosen location for the speaker in this project is the fuel tank. The assembly is removed by releasing the four extended tabs which hold it in place.




**18** This can be separated into three separate moulded parts. By pulling them apart gently the tiny dowel pegs at the ends will be undamaged.



**19** After careful measurements a portion of the central moulding was removed, the remaining parts were reassembled and glued using liquid solvent glue for rigidity and security.





**20** When fully set the two lower inside edges were lightly filed to create enough width for the speaker to fit snugly.




**21** A hole had been prepared in the appropriate end of the fuel tank for the speaker wires to pass through.




**22** With the speaker fitted and fixed to the tank internally with mastic I refitted the fuel tank assembly and fed the speaker wires through the chassis using the hole drilled in step 16 to the interior.



**23** During the survey for speaker location I noted that there is free space behind each cab's rear bulkhead. As the MX645 decoder has provision to manage external 'stay alive' capacitors I wired six 2.7v 1F supercapacitors in series and fixed them to the inside of the roof. The blue and grey capacitor wires from the decoder were soldered on to the positive and negative leads respectively and insulated.



**24** The 8-pin plug was pushed into the DCC socket and the decoder fastened to a flat area of the PCB. Note the orientation of the plug as the position of pin No. 1 is not indicated on the socket or PCB.



**25** This is the internal installation immediately before refitting the body – the latter simply clips back over the chassis in reverse of its removal.



# Wedgwood

Small is often beautiful in railway modelling – and **TONY BERRY** has achieved that in his 'OO' layout which measures just 5ft x 2ft. **MIKE BISSETT** pays a visit to this miniature wonderland.

**PHOTOGRAPHY, MIKE BISSET.**





## STATISTICS

<b>Owner:</b>	Tony Berry
<b>Scale:</b>	'OO'
<b>Length:</b>	5ft (scenic), 8ft total
<b>Width:</b>	2ft
<b>Track:</b>	Peco code 75 (scenic area)
<b>Control:</b>	DCC, Lenz
<b>Period:</b>	BR London Midland Region, 1960s



**1** Above: Sacks are loaded with coal in the yard.

**2** Left: A Fairburn 2-6-4T enters the low level yard with inbound goods. The warehouse is busy preparing wagons for the next departure.



IT IS SAID that great things often come in small packages and that is certainly the case with Wedgwood. In an area just 5ft x 2ft there is a wealth of detail that would be hard to exceed on a layout many times its size.

Wedgwood is the work of Lancastrian Tony Berry, a member of Preston and District Model Railway Club. It depicts a fictional area around Stoke on Trent and is set in the 1960s when steam was rapidly giving way to diesel. Cleverly designed to provide hours of operational interest, Wedgwood is built on two levels.

The upper level has a small station capable of handling a two coach train with locomotive run-round loop and sidings. A street with delightful period shops and a bridge form the scenic break past the station. At the left-hand end is a pottery with bottle kiln and factory buildings served by more sidings. A small canal wharf in front of the pottery completes the picture.

In contrast, the lower level provides a totally railway oriented scene with an imposing goods warehouse in the style of the Midland Railway. Two tracks lead into the goods warehouse and an additional track has a loading platform at the front. Moving from left to right leads to a small coal yard, passing terraced houses so typical of the area. Locomotives and trains are fed onto the scenic area from a small fiddle yard situated at the left of the layout.

The building of Wedgwood has involved many hours of fastidious work, so it is remarkable that it was virtually completed in just six months, just in time for its first public showing at the 2013 Leyland exhibition. »



Wedgwood's baseboard is constructed by the traditional method of a 9mm plywood top on a 3in x 1in softwood frame. The track throughout is Peco wooden sleeper, with code 75 in the scenic area and the more robust code 100 for the fiddle yards. The points are from Peco and are DCC controlled. Ballasting has been carried out with Woodland Scenics medium grey ballast on the upper level, with sandblasting grit used on the lower level. The ballast has been set in place with diluted Woodland Scenics scenic cement.

## BUILDING STYLES

Considering its compact size there are a large number of buildings on Wedgwood – 20 to be exact. This vast collection comprises examples from Skytrex, Townstreet, Hornby and Bachmann low relief, together with several scratchbuilt structures.

The factory buildings on the upper level are DPM modular units from Woodland Scenics. All the proprietary items have been modified with additional detail added, and they have been repainted and weathered. The delightful little station has been created from three units from Bachmann, enhanced by the addition of a wealth of detailing including period posters and station nameboards. Also from Bachmann are the low relief shops, again benefitting from Tony's improvements.

*"The building of Wedgwood has involved many hours of fastidious work."*

**TONY BERRY**

Tony has made considerable use of Wills' embossed plastic sheet for the brickwork on the arched retaining walls and the cobbles of the goods warehouse yard, all carefully hand painted. Another highly effective scenic feature is the advertising on the gable ends of the terraced houses at the front of the layout. Tony has used translucent transfers from Sankey Scenics and carefully blended them in to the brickwork to give that worn and faded look so typical of the period.

Ground cover has been subtly created using scatters and static grass from Woodland Scenics, and the trees are from the Model Tree Shop. Further detail has been added with items from Langley and Ten Commandments and birds made by Karen Rush.

Tony undoubtedly has a sense of humour. The more the viewer looks into the detail of Wedgwood, the more cameos can be found. The gardens of the terraced houses provide the obvious examples. A schoolboy is peeking through a gap in the fence to watch a courting couple. But this is just one of many including a bee keeper at work and railway workers in the yard.

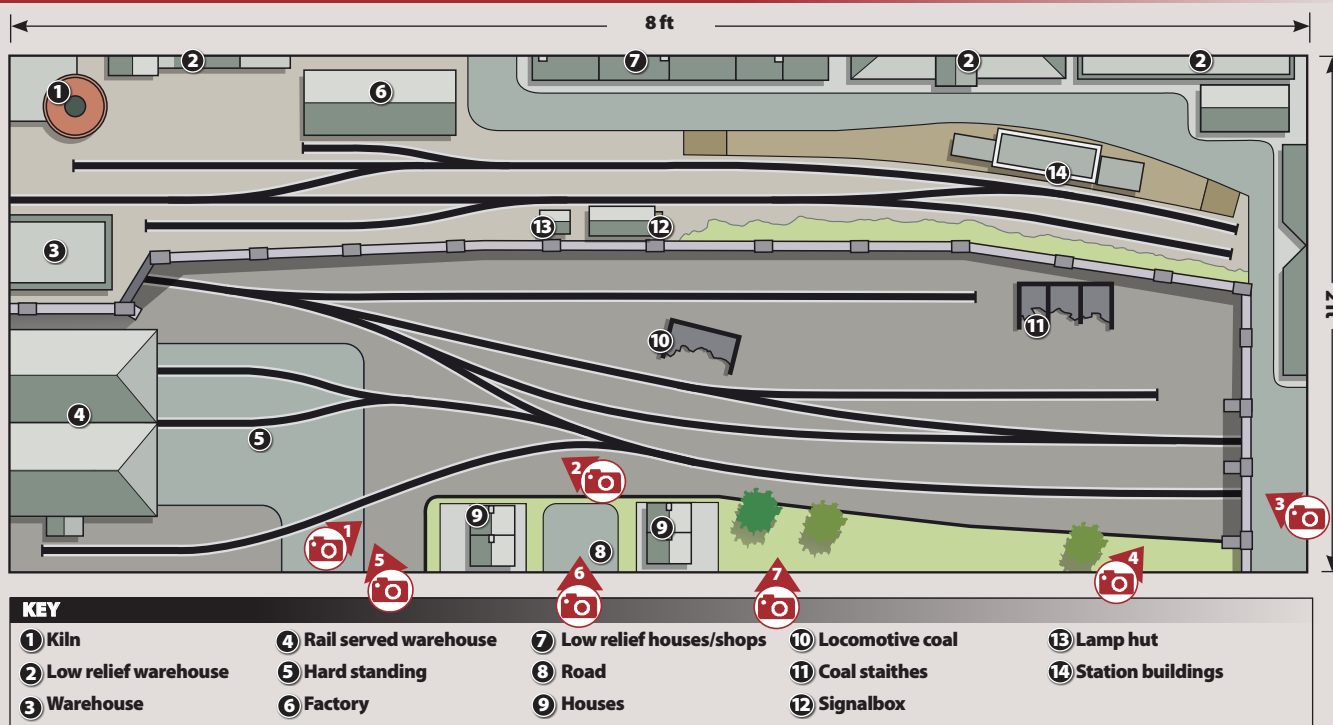
There are a considerable number of figures on Wedgwood, including items from Langley, Mike Pett, Bachmann and Dart Castings. Some, from Viessmann, are moving action figures – most notably the man with pick, the lady sweeping, and »



**Right:** An Ivatt '2MT' 2-6-2T arrives at the station with a pair of BR Mk 1 non-corridor coaches. The station buildings are detailed Bachmann Scenecraft items.

**Below right:** The scenic area of Wedgwood measures just 5ft x 2ft but packs a lot of operational interest into this space.

## WEDGWOOD TRACK DIAGRAM (NOT TO SCALE)







WEDGWOOD







**Top left: Period road vehicles complete the detailed street scenes.**

**Left: A Fowler '1F' 0-6-0T arrives at the warehouse to collect loaded wagons.**

the photographer with working flashgun. Most have been carefully painted by Tony.

Completing the overall picture is a collection of vehicles appropriate to the period, sourced mainly from Oxford Diecast, and lighting in the yard and on the street and station platform. The yard and street lights are from RMLElectronics, with DCC Concepts providing the platform lamps.

## CONTROL AND OPERATION

The layout is digitally controlled using a Lenz system, with the point control linked to a computer. Uncoupling is managed by electromagnetic ramps. Working colour light signals, including the often forgotten ground signals, add yet another sense of realism.

The locomotive fleet consists of a suitable variety of London Midland Region designs drawn from the Bachmann and Hornby. On





**Above:** Glimpsed between the houses a Fowler '1F' 0-6-0T goes about its business in the yard.



**Right:** A bee keeper tends to the hives as a Class 08 ticks over in the yard behind.

the steam front the prime movers on the upper level are a Fairburn 2-6-4T, Ivatt '2MT' 2-6-2T and 2-6-0 and a Class 25 while the lower level yard is most often in the hands of Fowler '1F' and '3F' 0-6-0Ts together with Class 08 and Class 20 diesels. All are fitted with suitable decoders and retain tension lock couplings at each end to facilitate shunting operations.

The great advantage of DCC on a compact layout such as Wedgwood is that it allows the movement of several locomotives at the same time, providing continuous interest for the viewing public. However, even when no trains are running, the observer can spend time just appreciating the work, design and detail contained within its small space. [Hana](#)

● Wedgwood will be attending the Liverpool MRS exhibition on April 23/24 2016.

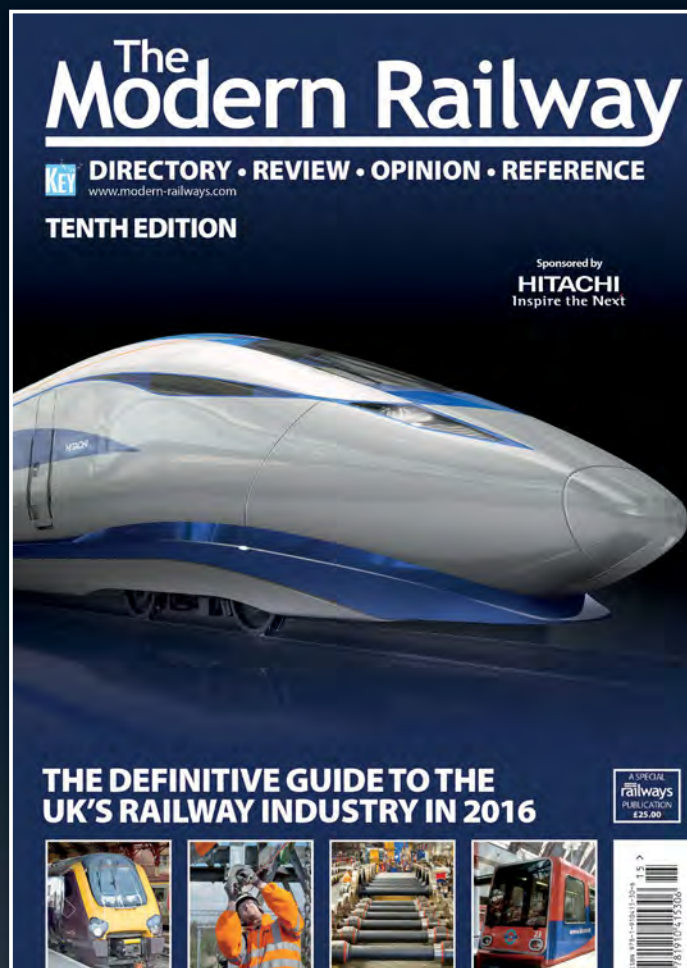




# 2016 Edition OUT NOW!

# NEW

## THE INDISPENSABLE, HANDS-ON REVIEW AND DIRECTORY OF THE UK RAIL INDUSTRY



Edited by *Modern Railways'* Ken Cordner with contributions from Roger Ford, Tony Miles, Alan Williams and other members of the team, *The Modern Railway* 2016 hardback version is set over 208 pages and provides an in-depth examination of:

- Policy and finance
- Infrastructure maintenance and renewal
- Train operation (passenger and freight)
- Civil engineering
- Rolling stock manufacture and maintenance
- Signal & telecommunications
- Customer interface and support
- Light rail & Metro systems
- European Developments

Over 2290  
Rail Companies  
listed!

### Special features include:

- **2016 – Year of Frustration.**  
Modern Railways' Roger Ford on why 2016 is set to be a year of contrasting fortunes for infrastructure and operations.
- **New trains arriving** – promises are turning into hardware, says Roger Ford's annual rolling stock review.
- **Community Rail** – Alan Williams on how international enthusiasm is reflected in the UK.
- **Profits and performance** at train operating companies – specialist analysis.
- **Construction and intermodal sustain rail freight**, says our annual sector review – with big changes in network geography
- **Signalling & control** - can the new technology deliver? Roger Ford considers the issues.
- **Into Europe** – major projects, modernisation and new technology on the continent's railways.
- **Profiles of all the main players** in the UK rail industry – from multinationals to innovative start-ups.

The Modern Railway sponsored by

# HITACHI

Inspire the Next

### The most comprehensive directory of UK rail companies

As well as editorials on all the key players and projects, *The Modern Railway* includes a comprehensive directory of over 2290 suppliers and businesses involved in keeping the UK industry in operation. This section has comprehensive contact information including website addresses and email details, making this publication an essential tool for today's railway professional.



# JUST £25.00 + FREE P&P\*

1347/15

\*Free 2nd class P&P on all UK & BFPO orders. Overseas charges apply.

Free P&P\* when you order online at  
[www.keypublishing.com/shop](http://www.keypublishing.com/shop)



Call UK: 01780 480404  
Overseas: +44 1780 480404

Monday to Friday 9am-5:30pm

## SUBSCRIBERS SAVE 20% - CALL FOR YOUR DISCOUNT!



• REPAIRS DONE •

CUSTOMERS WANTED!.... With an eye for a bargain

• DCC DECODERS FITTED •

**AUTUMN OFFERS**

Tornado Pullman Express.....£95

**STEAM LOCO'S**

R3110 BR 2-6-2 Tank 61XX Class.....£69  
R3017 Patriot Sir Herbert Walker.....£90  
R3030 LMS 4F.....£70  
R3124 BR Early Crest 42XX.....£98  
R3126 BR Late Crest 52XX.....£98  
R3243/A Late Crest K1 62024/7.....£117  
R32042 Early Crest K1 62015.....£117  
R3305 E/C Weathered K1 62059.....£117  
R3371 Mallard.....£69  
R2881 LMS Black 5.....£49  
R3241 City of Bradford.....£119  
R3195 City of Liverpool.....£115  
R3273- Crosti Boiler 9F E/C.....£109

**TTS SOUNDS LOCOS**

R3245 A1 Tornado.....£140  
R3370 Duke Of Gloucester.....£128  
R3284 Flying Scotsman.....£89.99  
R3285 LNER A4 Galloway.....£95  
R3286 CLASS 40 Empress Of Canada.....£79  
R3287 BR CLASS 47 Large Logo.....£79.99  
R3289 CLASS 37 Network Rail.....£79

**LIMITED EDITION ROYAL TRAIN LOCO**

R3272 Class 67 Royal Sovereign.....£105

**DIESEL LOCO'S**

R3263 Class 50 Vanguard.....£130  
R3264 Class 50 Ajax.....£130  
R3345 Class 66 Freightliner.....£62.50  
R3267XS Transrail Class 60 with sound.....£225  
R3067 - BR Rail Road Blue Class 31.....£49.95

**DAPOL**

Dapol Coach Kits.....£9.95  
Dapol Ready Made Coaches.....£12.95  
Full Range of Dapol Rolling Stock

**BR MARK1 FULL SPEC COACHES**

(MetalWheels & Enhanced Printing)

R4619 Maroon parcels coach.....£9.95  
R4620 Crimson & Cream 2nd open.....£23.00  
R4621 Maroon TSO.....ALL £19.99  
R4642 Chocolate & Cream parcels coach  
R4643 Maroon 2nd open  
R4644 Chocolate & Cream TSO

**\*\*NEW\*\* \*\*NEW\*\* \*\*NEW\*\* \*\*NEW\*\* \*\*NEW\*\***

OR76AR001 Oxford Rail Adam's Radial Tank BR  
L/C no.30583.....£85

**COACHES**

R4634 A/B/C Blue Grey Std with Lights.....£33  
R4444A FO Intercity/Blue/grey.....£27  
R4446A TSO Intercity/Blue/grey.....£27  
R4566 Gresley Composite Brake  
R4567 Gresley Corridor First  
R4568 Gresley Corridor Third  
R4569 Gresley Buffet  
R4531 B/C Gresley Full Brake  
R4468 Gresley Buffet Blue/grey.....£39.95  
R4534A/B Push-pull Coach Pk.....£62.50

Were  
**£39.00**  
ALL **£29.00**

**Pennine Models**  
at Haworth

**Wednesday to Sunday**  
**11am-5pm**

**33/35 Mill Hey, Haworth,**  
**Keighley**  
**BD22 8NQ**

**Tel. 01535 642367**

**penninemodels@gmail.com**

R6249 DCC Decoders.....£12.50 EA, 6 FOR £72

**MK1 COACHES**

R4406A Crimson & Cream Brake 3rd.....£21  
R4407A Crimson & Cream Composite.....£21  
R4408A Crimson & Cream Brake Comp.....£21  
R4613/4/5.....£16.95  
R4611/12.....£19.95  
R4350/51/52/53/54/55.....£12.95  
4627/29/30.....£12.95

**LIGHTED PULLMAN COACHES**

R4419/21/22/23/24/25/26/30.....£35  
R4429/78/79/80/81/86.....£25

**MK3 COACHES**

Blue Grey ER with lights FO, TSO, TGS Buffet.....£33  
R4635/A/B Arriva Wales MK3 Standard Class.....£26.50  
First G W MK 3 sleeper R4597/A/B  
First G. W MK 3 R4654 R4369C/70D/E/G/71A  
Intercity MK3 R4592/4631A/32A/B.....£26.50

**MK4 COACHES**

East Coast MK4 R4465/A,66/A/B/C/67/68.....£26.50

**WAGONS**

R6675/76/77 21 Ton Hopper.....£13.95  
R6489/70/71 OTA Thamesboard Blue.....£12 ea  
R6541 Total.....£6.95  
R6642/A/B/C Shunters Wagon GW.....£9  
R6643/A/B/C Shunters Wagon BR.....£9  
R6647 Ex Blue Spot Barrier.....£9.60  
R6401A BR 9 Plank Grey.....£5.50  
R6606 MGR Hoppers.....Pack of 3 £17.50  
.....2 Packs of 3 £30  
R6692A/B Blue spot Fish Van.....£8.50  
R6703 GT Parker & Sons Boston.....£8.50  
R6704 Hickleton Coal Wagon.....£8.50  
R6717 Hornby 2015 Wagon.....£7.99  
R6679 BR Horsebox.....£15

**HORNBY YEAR WAGONS**

2010...£5.50 2011...£6.00 2013...£8.25  
2014...£10.50 2015...£9.50

**EVERYTHING IN THE SHOP TO TURN A TRAIN SET INTO A MODEL RAILWAY**



Ellis Clark Trains  
Unit 13 Baildon Mills  
Northgate, Baildon  
Shipley, West Yorkshire, BD17 6JX



**Top prices paid for your collections**  
**of model railways, diecast & tinplate**  
For more info call Ellis on 07799 554491

**WANTED**

- ✓ Call, email or post a list
- ✓ All makes, gauges and ages considered
- ✓ British, Continental and American
- ✓ All gauges of kit/scratch built and live steam
- ✓ Diecast and tinplate cars, lorries, buses, planes, soldiers
- ✓ Payment in your preferred method
- ✓ Happy to travel nationwide and view or collect
- ✓ Large collections a speciality
- ✓ Friendly and professional service



**NEW**  
**e-commerce**  
**website launches**  
**14/10/15**

**T 01274 809317 M 07799 554491**  
**E ellis@ellisclarktrains.com**  
**W ellisclarktrains.com**



# British Railways

# Mk 1

# CARRIAGES

Born out of necessity and constructed in a time of skill and material shortage the BR Mk 1 coach was one of the outstanding success stories of the nationalisation era.

**EVAN GREEN-HUGHES** looks back on its history.

**W**HEN THE 'BIG FOUR' were brought together in 1948 the newly formed British Railways found itself the

proud owner of a system that was very run down. Many of the coaches in use were very old indeed and some had been run into the ground by the intensive use they had received during the war years. A replacement programme was the only answer with so many vehicles required.

It was not, however, just as simple as sending out an order form to one or other of the works and building some new vehicles. The biggest issue was that there was a shortage of raw materials. Steel was still rationed and was only available in a range of standard sizes and shapes; timber was in short supply and light alloys such as aluminium were virtually unobtainable. There was also a real shortage of skilled labour in railway workshops as many men had been lost in the war while others had not returned to their former occupations and training schemes by necessity had been much reduced.

While traditionally most coaches had been constructed with wood as one of the major components, steel had been used for cladding and later for some of the framework. All metal vehicles were also in the initial stages of production. There were a vast number of designs in service which had led to issues with compatibility because not all coaches from one railway would necessarily fit the loading gauge and constraints of all the others.

Responsibility for a new design was given to the Carriage Standards Committee which took advice from specialists in all regions before coming up with a specification for a coach which would be 63ft 6in long and

8ft 8in wide, the length being the same as the Southern's final Bulleid bogie vehicles and the width being as great as the civil engineer could be pushed to permit. It was, however, recognised that for some lines with sharp curves a rather shorter design would be called for, and so a second specification allowed for a body length of only 57ft.

## METAL CONSTRUCTION

A decision was then taken that the coaches should have metal rather than timber framing. This was partly because metalworking skills had advanced considerably during the war, partly because there was a shortage of suitable materials and also because of a desire to make the finished vehicle lighter and stronger than previous designs.

The next issue to be considered was exactly how the coaches would be constructed. Experimental vehicles had previously shown that there were advantages in abandoning the traditional practice of mounting a separate body on a heavy chassis and instead designing the body to take some of the load but after much discussion it was decided to go only a little way towards this idea, still using a fairly substantial underframe fitted with trussing bars.

As far as the running gear was concerned trials were carried out using bogies from each of the big four companies. Of these the double bolster type came out best with that from the Great Western Railway being preferred because it was easier to access and maintain. A wheelbase of 8ft 6in was also finally settled on.

One major consideration was how safe the new coaches would be and it was felt that buckeye couplers between vehicles were essential, even if they added unwelcome weight. These would help stop carriages »





Right: The Mk 1s were the pride of the fleet through the 1950s and 1960s. 'Deltic' D9020 *Nimbus* departs London King's Cross with the 10am 'Flying Scotsman' for Edinburgh Waverley on the 100th anniversary of the train on June 18 1962. The formation is entirely BR Mk 1s in lined maroon livery. [Brian Stephenson](#).

Below: The British Railways Mk 1 carriage fleet travelled system wide transporting everyone from holiday makers to businessmen. In 1960 'Warship' D805 *Benbow* passes through Dawlish with an up express formed of chocolate and cream liveried Mk 1s. [Cecil Ord/Rail Archive Stephenson](#).





## RAILWAY REALISM

riding up over each other in the event of collision and would be assisted in this by the planned large Pullman-style gangways. Each underframe would be able to withstand a load of 200 tons on each end without distortion, though how that figure was actually arrived at does not appear to have been recorded as it was much higher than that previously employed by the pre-nationalisation companies.

Construction of the new coaches began quickly with one each emerging from York and Doncaster works by September 1950. Many new techniques were used in the build process including using jig-built metal sub-assemblies which were welded together to form the body and the use of rotating jigs for the underframes so that the welders could more easily get to their work.

Other details of the construction were carried on from previous designs, including an electrical system that was almost wholly London Midland & Scottish Railway (LMS) in origin. Interiors of all types were lined in wood and a new range of moquette was designed for the seating. One notable alteration from previous practice was the omission of guard's side lookouts and this was because the body was already so wide that it was impossible to provide these. Initially periscopes were supplied instead.

### WIDESPREAD CONSTRUCTION

Most of the major carriage works were given Mk 1s to build but such were the numbers



**As well as conventional carriages Metro-Cammell produced a fleet of Pullman style Mk 1s which had all the luxury of the original flat sided vehicles. English Electric prototype DP2 comes round the curve from Potters Bar to Brookmans Park with the morning King's Cross to Sheffield Victoria 'Sheffield Pullman' on June 15 1964 which features a Mk 1 BG behind the locomotive and four Mk 1 Pullmans in the formation. [Brian Stephenson](#).**

required that contracts were also awarded to private firms such as Charles Roberts of Wakefield and Cravens of Sheffield. Each coach cost between £6,000 and £7,000.

While most of the initial orders were for coaches fitted with traditional compartments and side corridors many were also built to an open configuration, something that was not particularly liked by passengers at first. Despite customer reservations this type eventually became the more prominent of the two. Also constructed were kitchen and dining vehicles, sleeping cars, postal vehicles and buffet cars. The Mk 1 basic outline was also used for a number of parcels vans, most

of which were built on the shorter 57ft underframe. This underframe arrangement was also used for suburban vehicles, which were built in purely compartment style and without corridors or buckeye couplers.

The Mk 1 soon established itself as the benchmark for carriage design in the UK but it was not without its problems. The original type of bogie, known as the BR1, worked very well when it was fresh out of works but over time suffered unacceptable wear rates that gave rise to poor riding. Trials were conducted with several other bogies including an offering from the English Steel Castings Corporation which was at that time trying to sell a new design





## BR MK 1 VEHICLE TYPES

CODE	DESCRIPTION	LENGTH
BCK	Brake Composite Corridor	63ft 6in
BFK	Brake First Corridor	63ft 6in
BSK	Brake Second Corridor	63ft 6in
BSO	Brake Second Open	63ft 6in
CK	Corridor Composite	63ft 6in
FK	First Corridor	63ft 6in
FO	First Open	63ft 6in
RB	Restaurant Buffet	63ft 6in
RBR	Restaurant Buffet Refurbished	63ft 6in
RF	Restaurant First	63ft 6in
RKB	Restaurant Kitchen Buffet	63ft 6in
RMB	Restaurant Miniature Buffet	63ft 6in
RU	Restaurant Unclassified	63ft 6in
SK	Second Corridor	63ft 6in
SLC	Sleeper Composite	63ft 6in
SLEP	Sleeper with Pantry	63ft 6in
SLF	Sleeper First	63ft 6in
SO	Second Open	63ft 6in
TSO	Tourist Second Open	63ft 6in
CL	Composite Lavatory	63ft 6in/57ft
BS	Brake Second	63ft 6in/57ft
S	Second	63ft 6in/57ft
BG	Full Brake	57ft
GU	General Utility Van	57ft

Below: On introduction the Mk 1 carriage fleet was turned out in BR's attractive carmine and cream colour scheme. The first double-chimney Gresley 'A3' 4-6-2 60097 *Humorist*, with Thompson style smoke deflectors, approaches the coal town of Balgonie with the 4.15pm Edinburgh Waverley to Aberdeen express in 1955 with three new Mk 1s leading the formation. W.J. Verden Anderson/Rail Archive Stephenson.



The Mk 1 carriage range was restricted to corridor stock with a range of 57ft non-corridor compartment vehicles being built too. Gresley 'N2' 0-6-2T 69490 passes Wood Green Tunnel down box with a suburban train from King's Cross in spring 1956 formed of Mk 1 57ft stock. Arthur Carpenter/Rail Archive Stephenson.

that owed much to American practice. The Commonwealth bogie used a heavy and complex casting which incorporated an equalising beam connected to the bogie using coil springs. There was also hydraulic damping across a secondary spring system and this gave much improved riding, though at a penalty of around 14cwt extra weight per vehicle. Bogies of this type were adopted from 1955 onwards.

There was a further change in bogie design towards the end of Mk 1 production when the B4 was introduced. Owing much to continental practice, this was lighter than a Commonwealth and used coil springs for both primary and secondary suspension. However by the time these came into general use coach design had moved on and the Mk 1 was due to be superseded.

As built the Mk 1s were equipped with steam heating and vacuum brakes but during their life the use of air brakes became widespread and electric train heating was introduced on many routes. Later versions were turned out with dual heating and braking systems and this assisted in almost doubling their cost compared with when first introduced. Many of the earlier models were also upgraded to air brakes or electric heat or both. The coach's design was also the inspiration for a generation of third-rail Electric Multiple Units for the Southern Region.

## LIMITATIONS

Ventilation arrangements were quite crude and relied on roof-mounted vents and sliding lights and it is fair to say that British Railways would have liked a more complex system but improvements in this area were ruled out on costs grounds. Some Pullmans based on Mk 1s did get pressure heating and ventilation in the early 1960s but otherwise most of the fleet stayed as it was until withdrawal.

Introduction of Mk 1s quickly saw the displacement of pre-nationalisation stock on all major routes and they could be seen on all regions. Initially turned out in carmine and cream, some were repainted in regional

colours such as chocolate and cream or green before allover maroon was applied from the late 1950s onwards. Most made it through to the blue and grey era. As more modern coaches arrived they began to be cascaded to secondary routes but were not withdrawn in any significant numbers until the 1970s, with many of the first casualties being amongst the ranks of vacuum only side corridor steam heated stock.

Consequently many were being taken out of service in the early days of preservation and a considerable number made their ways onto heritage railways where they have continued since then to be the backbone of carriage fleets. The type continued in general use until the widespread introduction of multiple units for secondary traffic in the 1980s with some carrying on much longer than that in special fleets for charter work.

Safety concerns and new trains saw the last disappear from scheduled operation on the main line on the North Wales Coast in 2001. By then the crashworthiness of this venerable design was unacceptable and solutions far too expensive for fleet service. There are still some employed on the main line for use behind preserved steam and diesel locomotives, although these are now all owned by specialist operators.

The Mk 1 coach was the right vehicle at the right time for British Railways. Able to be produced in high volume at a reasonable price with limited access to skilled labour, the design improved the quality of travel for passengers and reduced maintenance costs. However the one thing it was not suitable for was sustained high speed, for which a better riding and much lighter vehicle was required. As the 1960s wore on it was time to consider a radical new design, the Mk 2. [Helma](#)

## NEXT MONTH

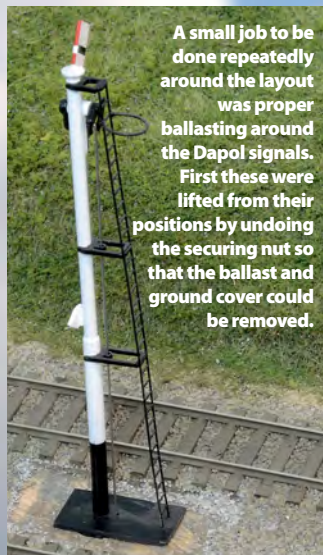
● Evan Green-Hughes continues his survey of British Railways carriages as he looks into development of the Mk 2 fleets.



# STAFF PROJECTS

## Extraction plan

The Warley National Model Railway Exhibition saw Topley Dale venture out from its normal office confinement. **MIKE WILD** explains what was needed prior to the show.



A small job to be done repeatedly around the layout was proper ballasting around the Dapol signals. First these were lifted from their positions by undoing the securing nut so that the ballast and ground cover could be removed.

**T**AKING A MODEL RAILWAY to an exhibition is an exciting and quite regular routine for us now. The layouts are stored in our lock-up ready to go with each usually requiring a pre-show check over before the event. Sometimes if a layout has been out regularly we don't even need to do that and it's simply a case of reversing the van up to the doors and loading the model ready for transport.

When it came to taking Topley Dale out for the Warley show at the end of November it was a little more challenging than usual. It had been selected as the replacement for Barrenthorpe, which unfortunately was nowhere near ready to be taken out on the



Through the station gaps in the ballast were filled with fresh stones, secured in place with diluted PVA glue.

road. Topley Dale is a permanent part of the office furniture with two flights of stairs making its extraction more complicated. That is partly why it has been a

permanent layout but we wanted to show it one more time so the hurdles had to be overcome.

First of all the whole layout needed a thorough cleaning.





The *Hornby Magazine* team is always busy behind the scenes. This is what they've been up to.



#### MIKE WILD

Topley Dale gained some much needed attention in the run up to the Warley National Model Railway Exhibition with finishing jobs being the main tasks.



#### MARK CHIVERS

More renumbering has been on Mark's workbench this month. This time rakes of Lima blue and grey HST trailer cars have been receiving attention.

#### STATISTICS

<b>Name:</b>	Topley Dale
<b>Scale:</b>	'OO'
<b>Length:</b>	11ft
<b>Width:</b>	10ft
<b>Track:</b>	Peco code 75
<b>Control:</b>	Digital Command Control
<b>Period:</b>	BR London Midland Region, 1950s/1960s

Whilst we maintain it for normal circumstances, there was fluff and dust in the grassed areas that needed to be removed so a thorough vacuuming took care of that. This revealed a few areas of vegetation which needed replacing to improve the look of the layout using Woodland Scenics fine leaf foliage products.

Next the Dapol semaphore signals were all lifted from their positions and set properly in place by removing the ballast where their bases would stand. To disguise the plastic bases we then covered them with ballast to match that of the rest of the trackwork which was glued in place with diluted PVA glue. To be sure that we didn't prevent

**Right: Having completed the ballasting it looked neat but too fresh, so the next stage was weathering.**



**Above: Geoscenics black concentrate and track grime colours were used to tone down the fresh ballast and blend it in with the rest of the layout. Application was done with an Iwata M1 airbrush.**

the mechanism from working a drop of model oil was placed on the actuating bar to stop glue seeping through into the signal's internal workings.

Having made several revisions to the wiring of the layout there were a few cables to tidy up underneath the layout to make it ready for transport before the process of dismantling could begin to allow it to be carefully moved

down the stairs for loading.

Fortunately we had kept the original packing sheets used when Topley Dale went to Warley in 2013 and these were used to allow the layout to be safely transported to the show.

The final job on the list was to pack a collection of stock for the show and for this one we put together two sets – one appropriate to Topley Dale's Peak District

theme and one which featured a selection of new releases from Bachmann, Heljan and Hornby.

Topley Dale is now safely back in its place in our offices, but there is a plan to develop it in the future. Exactly how and when that takes place isn't decided yet as there are a number of ideas currently being considered to make the most of the space available. We'll keep you updated in future issues. [Read more](#)



Topley Dale made its second public outing at the Warley National Model Railway Exhibition in late November. A 'Super D' 0-8-0 passes a 'WD' 2-8-0 at Topley Pike crossing.





# STRETTFORD BRIDGE

**S**TRETTFORD BRIDGE is my first attempt at building a 'OO' gauge layout.

Originally my plan was to build a small fictional branch line set in the late 1950s but as my enthusiasm for the hobby grew, so did my layout. Research in books and magazines helped me realise what I really wanted on my layout were heavily weathered '9Fs', '8Fs' and 'WDs' hauling long trains of battered mineral wagons and mixed goods.

I decided to build an extension which would include a main line and this meant I could run all my favourite locomotives and much longer train formations. All of the buildings on the layout are either Metcalfe kits or resin buildings,

many of which have been modified. I have also installed a Peco turntable and Dapol water tower.

I think one of the most enjoyable parts of the hobby is weathering. I believe every layout benefits from it and pretty much everything I have on my layout has been weathered in some way or another.

My favourite part of the layout itself was building the allotments below the viaduct. There are a lot of interesting kits currently on sale that make this job a lot less daunting than it first seems. Another building which I'm pleased with is my coaling stage made from two Metcalfe kits, balsa wood and red brick sheets.

The hardest parts were the hours spent

constructing all my sleeper fences from hundreds of matchsticks. Some are quite well hidden on my layout but they are there. I found the best way to approach repetitive tasks like this is to always have another job on the layout to return to when you feel like you've done enough. This is a hobby we are meant to enjoy after all. Another repetitive job was building all the terraced houses which back onto my storage sidings, again from Metcalfe kits.

Sadly this layout no longer exists as it has already been dismantled so I can begin work on my next project. I really enjoyed building it and as a first attempt I'm really pleased with the results.

**Graeme O'Dowd, Carlisle.**









# SHOW GUIDE

Welcome to the *Hornby Magazine* Show Guide – your guide to the exhibitions that are taking place throughout the country every weekend. This listing is a guide to events planned by model railway clubs and societies, and is updated each issue. Entries marked in blue are new shows to the listing. We recommend checking the society website or using the contact details provided to check a show or event is on before travelling. All information is provided in good faith, and *Hornby Magazine* cannot be held responsible for any changes that may take place following publication.

## DECEMBER

### 12 FIRST BANGOR MODEL RAILWAY CLUB CHRISTMAS EXHIBITION

**Hosts:** First Bangor Model Railway Club  
**Location:** First Bangor Presbyterian Church Halls, Upper Main Street, Bangor, Northern Ireland BT20 4AG  
**Times:** 10am-5pm  
**Prices:** Adults £3, concessions £2, children £1, family £6  
**Website:** [www.firstbangormrc.co.uk](http://www.firstbangormrc.co.uk)  
**Features:** Layouts and trade support.

### 12/13 POYNTON MODEL SHOW

**Hosts:** The Model Show  
**Location:** Poynton Leisure Centre, Yew Tree Lane, Poynton, Stockport, Cheshire SK12 1PU  
**Times:** Sat 10am-5pm, Sun 10am-4.30pm  
**Prices:** Adults £5.50, forces £4, 14-18 £3.50, accompanied children under 14 free, family (2+3) £15  
**Website:** [www.modelshow.co.uk](http://www.modelshow.co.uk)  
**Features:** 10 layouts, trade support, demonstrations, displays, societies, refreshments and disabled access.

### 12/13 RAILEX NORTH EAST

**Hosts:** Blyth and Tyne Model Railway Society  
**Location:** Quorum Business Park, Benton Lane, Newcastle upon Tyne NE12 8BS  
**Times:** Sat 10am-5pm, Sun 10am-4pm  
**Prices:** Adults £6, children £3, family (2+2) £15  
**Website:** [www.railexne.com](http://www.railexne.com)  
**Features:** 40 layouts, trade support, demonstrations, displays, societies, refreshments, parking and disabled access.

### 13 CHICHESTER MODEL ENGINEERS SUNDAY SANTA SPECIALS

**Hosts:** Chichester and District Society of Model Engineers  
**Location:** Blackberry Lane, off Bognor Road, East Chichester, West Sussex PO19 7FS  
**Times:** 1pm-4pm  
**Prices:** Adults £4, children £8  
**Website:** [www.cdsme.co.uk](http://www.cdsme.co.uk)  
**Contact:** 07954 051594  
**Features:** Ride behind several different miniature locomotives.

### 19 HILLINGDON RAILWAY MODELLERS TEST TRACK OPEN DAY

**Hosts:** Hillingdon Railway Modellers  
**Location:** Yiewsley Baptist Church Hall, Colham Avenue, Yiewsley, Hillingdon, London UB7 8HF  
**Times:** 10am-4pm  
**Prices:** Admission £4  
**Website:** [www.hillingdonrailwaymodellers.co.uk](http://www.hillingdonrailwaymodellers.co.uk)  
**Contact:** 020 8368 4090  
**Features:** Meet club members, DC/DCC test tracks available in 'O', 'OO' and 'N', second-hand stall and refreshments.

### 27/28 GAINSBOROUGH MODEL RAILWAY SOCIETY - OPEN DAYS

**Hosts:** Gainsborough Model Railway Society  
**Location:** Florence Terrace, Gainsborough, Lincolnshire DN21 1BE  
**Times:** Sun 1.30pm-6pm, Mon 1.30pm-6pm  
**Prices:** Adults £4, concessions £3, children £3, family (2+2) £10  
**Website:** [www.gainsboroughmodelrailway.co.uk](http://www.gainsboroughmodelrailway.co.uk)  
**Contact:** 01427 615871  
**Features:** Showcasing the LNER in the heyday of steam, featuring dozens of 'O' gauge trains on the club's extensive East Coast layout.

### 28 KEIGHLEY MODEL RAILWAY CLUB CHRISTMAS OPEN DAY

**Hosts:** Keighley Model Railway Club  
**Location:** Clubrooms, Knowle Mills, South Street, Keighley, West Yorkshire BD21 1SY

**Times:** 10am-4.30pm  
**Prices:** Adults £3.50, children £2.50  
**Website:** [www.keighley-mrc.org.uk](http://www.keighley-mrc.org.uk)  
**Contact:** 07771 565617  
**Features:** Club layouts, festive refreshments, parking and disabled access.

### 28 WEST WILTSHIRE MODEL RAILWAY CIRCLE OPEN DAY AND EXHIBITION

**Hosts:** West Wiltshire Model Railway Circle  
**Location:** The Clubrooms, Acreshort Lane, Steeple Ashton Wiltshire BA14 6HD  
**Times:** 10am-4pm  
**Prices:** Adults £2.50, concessions £2.50, children £1, family £7  
**Contact:** 07765 807617  
**Features:** Layouts and test track available. Admission price also includes entry to small exhibition taking place at Steeple Ashton Village Hall.

### 28/29 TAUNTON MODEL RAILWAY GROUP - OPEN DAYS

**Hosts:** Taunton Model Railway Group  
**Location:** Platform One, Bishops Lydeard Station, West Somerset Railway TA4 3RU  
**Times:** Mon 10.30am-4.30pm, Tues 10.30am-4.30pm  
**Prices:** Adults £1.50, children 75p  
**Website:** [www.bathgreenpark.co.uk](http://www.bathgreenpark.co.uk)  
**Contact:** 01984 639509  
**Features:** Tamerig and Bath Green Park layouts in operation.

### 30 WIMBORNE RAILWAY SOCIETY OPEN DAY

**Hosts:** Wimborne Railway Society  
**Location:** United Reformed Church Hall, Chapel Lane, Wimborne, Dorset BH21 1PP  
**Times:** 10am-4pm  
**Prices:** Adults £2.50, children 50 pence  
**Website:** [www.wimrail.org.uk](http://www.wimrail.org.uk)  
**Contact:** 01202 874735  
**Features:** Three layouts, refreshments and disabled access.

### 31 YEOVIL MODEL RAILWAY EXHIBITION

**Hosts:** West Camel Model Railway Society  
**Location:** Davis Hall, West Camel, Yeovil BA22 7QX  
**Times:** 10am-3.30pm  
**Prices:** Adults £3, children 11-16 £1, children under 11 free  
**Website:** [www.davishall.co.uk](http://www.davishall.co.uk)  
**Contact:** 01935 850136  
**Features:** Ten layouts, trade support, parking, disabled access.

## JANUARY

### 9 IPSWICH RAILWAY MODELLERS ASSOCIATION OPEN DAY

**Hosts:** Ipswich Railway Modellers Association  
**Location:** 40A Norfolk Road, Ipswich, IP4 2HB  
**Times:** 10am-1pm  
**Prices:** Free  
**Website:** [www.irma.org.uk](http://www.irma.org.uk)  
**Features:** Club layouts, second-hand stall and refreshments.

### 9/10 BOGNOR REGIS MODEL RAILWAY EXHIBITION

**Hosts:** Bognor Regis Model Railway Club  
**Location:** Felpham Community College, Felpham, Bognor Regis, West Sussex PO22 8EL  
**Times:** Sat 10am-5pm, Sun 10am-4.30pm  
**Prices:** Adults £4.50, children £2, family (2+2) £12  
**Website:** [www.bmrcc.co.uk](http://www.bmrcc.co.uk)  
**Contact:** 07973 837640  
**Features:** 15 layouts, trade support, demonstrations, societies, ride on railway, refreshments, parking and disabled access.

### 9/10 KIDLINGTON SCOUT RAIL 2016

**Hosts:** 33rd Oxford (Kidlington) Scout Group  
**Location:** Exeter Hall, Oxford Road, Kidlington, Oxfordshire OX5 1AB  
**Times:** Sat 10am-4.30pm, Sun 10am-4.30pm

**Prices:** Adults £3.50, concessions £2.50, children £1.50  
**Website:** [www.scouttrail.org.uk](http://www.scouttrail.org.uk)  
**Features:** Layouts, trade support, refreshments and parking.

### 9/10 PRATTS BOTTOM MODEL RAILWAY SHOW

**Hosts:** Orpington and District Model Railway Society  
**Location:** Pratts Bottom Village Hall, Norsted Lane, Rushmore Hill, Pratts Bottom, Orpington BR6 7PQ  
**Times:** Sat 10am-5pm, Sun 10am-5pm  
**Prices:** Adults £3.50, children £1.50  
**Website:** [www.orpingtonmodelrail.org.uk](http://www.orpingtonmodelrail.org.uk)  
**Features:** Layouts, trade support, loco clinic, refreshments and parking.

### 10 WESTON-SUPER-MARE MODEL RAILWAY SHOW

**Hosts:** Keith Price  
**Location:** The Campus, Highlands Lane, Locking Castle BS24 7DX  
**Times:** 10am-4.30pm  
**Prices:** Adults £6.50, concessions £6, children £2, family £15  
**Website:** [www.westonsupermaretrainshow.com](http://www.westonsupermaretrainshow.com)  
**Contact:** 01934 425075  
**Features:** 25 layouts, trade support, demonstrations, refreshments and disabled access.

### 15-17 LONDON MODEL ENGINEERING EXHIBITION

**Hosts:** Meridienne Exhibitions  
**Location:** Great Hall, Alexandra Palace, London N22 7AY  
**Times:** Fri 10am-5pm, Sat 10am-5pm, Sun 10am-4.30pm  
**Prices:** Adults £11 (£9.50), concessions £10 (£8.50), children £4 (£3) - advance ticket prices in brackets  
**Website:** [www.londonmodelengineering.co.uk](http://www.londonmodelengineering.co.uk)  
**Features:** Displays, demonstrations, layouts, trade support, refreshments, parking and disabled access.

### 16 ASTOLAT (GUILDFORD) MODEL RAILWAY EXHIBITION

**Hosts:** Astolat Model Railway Circle  
**Location:** Guildford County School, Farnham Road, Guildford, Surrey GU2 4LU  
**Times:** 10am-5pm  
**Prices:** Adults £6, children £3, family (2+1 or more children) £12  
**Website:** [www.astolatmrc.co.uk](http://www.astolatmrc.co.uk)  
**Contact:** 01483 722098  
**Features:** 19 layouts, trade support, societies and refreshments.

### 16 BRAMBLETON MODEL RAILWAY CLUB EXHIBITION

**Hosts:** Brambleton Model Railway Club  
**Location:** Harpenden Public Halls, Southdown Road, Harpenden, Hertfordshire AL5 1PD  
**Times:** 10.30am-5.30pm  
**Prices:** Adults £4, concessions £3, children £3  
**Website:** [www.brambleton.co.uk](http://www.brambleton.co.uk)  
**Contact:** 07530770432  
**Features:** 12 layouts, trade support and refreshments.

### 16 BRIDPORT AND DISTRICT MODEL RAILWAY CLUB EXHIBITION

**Hosts:** Bridport and District Model Railway Club  
**Location:** Beaminstor Public Hall, Fleet Street, Beaminstor, Dorset DT8 3EF  
**Times:** 10am-4pm  
**Prices:** Adults £3, children £1  
**Contact:** 01308 861754  
**Features:** Layouts, trade support and refreshments.

### 16/17 BLACKBURN CHARITY MODEL RAILWAY EXHIBITION

**Hosts:** East Lancashire Model Railway Charitable Organisation  
**Location:** Audley Sport and Community Centre, Chester Street, Blackburn BB1 1LP  
**Times:** Sat 11am-5pm, Sun 10am-3pm  
**Prices:** Adults £5, concessions £3, children £3, family £12  
**Contact:** 07585 762627  
**Features:** Layouts and trade support.



**16/17 ST ALBANS MODEL RAILWAY EXHIBITION**

**Hosts:** Chiltern Model Railway Association  
**Location:** Alban Arena, Civic Centre, St Albans, Hertfordshire AL1 3LD  
**Times:** Sat 10am-5.30pm, Sun 10am-4.30pm  
**Prices:** Adults £8, children £4  
**Website:** [www.cmra.org.uk](http://www.cmra.org.uk)  
**Features:** 20 layouts, trade support, demonstrations, displays, societies and refreshments.

**23 CARDIFF CHARITY MODEL RAILWAY SHOW**

**Hosts:** Lord and Butler  
**Location:** Scout Association HQ, Fields Park Road, Pontcanna, Cardiff CF11 9HX  
**Times:** 10am-4pm  
**Prices:** Adults £3.50, children free  
**Website:** [www.lordandbutler.com](http://www.lordandbutler.com)  
**Features:** 12 layouts, trade support, refreshments, parking.

**23 EGHAM MODEL RAILWAY EXHIBITION**

**Hosts:** Egham and Staines Model Railway Society  
**Location:** Manorcroft School, Egham, Surrey TW20 9LX  
**Times:** 10.30am-5pm  
**Prices:** Adults £5, concessions £4, children £2.50, family £12.50  
**Website:** [www.esmrs.co.uk](http://www.esmrs.co.uk)  
**Features:** Ten layouts, trade support and refreshments.

**23 MILTON KEYNES MODEL RAILWAY SOCIETY OPEN DAY**

**Hosts:** Milton Keynes Model Railway Society  
**Location:** North House, Bond Avenue, Bletchley, Milton Keynes MK1 1SW  
**Times:** 11am-4pm  
**Prices:** Free  
**Website:** [www.mkrmrs.org.uk](http://www.mkrmrs.org.uk)  
**Features:** Club layouts on display.

**23/24 CALNE MODEL RAIL SHOW**

**Hosts:** Bentley Model Railway Group  
**Location:** Calne Leisure Centre, White Horse Way, Calne, Wiltshire SN11 0SP  
**Times:** Sat 10am-5pm, Sun 10am-4.30pm  
**Prices:** Adults £4.50, children £3  
**Website:** [www.calnemrs.org.uk](http://www.calnemrs.org.uk)  
**Contact:** 01249 657283  
**Features:** 15 layouts, trade support, refreshments and parking.

**23/24 CANTERBURY MODEL RAILWAY EXHIBITION**

**Hosts:** City of Canterbury Model Railway Society  
**Location:** St Anselms School, Old Dover Road, Canterbury, Kent CT1 3EN  
**Times:** Sat 10am-5pm, Sun 10am-4.30pm  
**Prices:** Adults £5, concessions £4, children £3, family (2+3) £13  
**Website:** [www.ccmrs.co.uk](http://www.ccmrs.co.uk)  
**Contact:** 01227 738789  
**Features:** 15 layouts, trade support, demonstrations, outdoor rides, refreshments, parking and disabled access.

**30/31 ERITH MODEL RAILWAY SOCIETY EXHIBITION**

**Hosts:** Erith Model Railway Society  
**Location:** Longfield Academy, Main Road, Longfield, Kent DA3 7PH  
**Times:** Sat 10am-5pm, Sun 10am-4pm  
**Prices:** Adults £7, concessions £6, children £3, family (2+3) £18  
**Website:** [www.ukmodelshops.co.uk/erithmrs/index.html](http://www.ukmodelshops.co.uk/erithmrs/index.html)  
**Contact:** 07736 560956  
**Features:** 35 layouts, trade support, societies, demonstrations, refreshments, parking and disabled access.

**30/31 SOUTHAMPTON MODEL RAILWAY EXHIBITION**

**Hosts:** Southampton Model Railway Society  
**Location:** Barton Peveril College, Chestnut Avenue, Eastleigh, Hampshire SO50 5BX  
**Times:** Sat 10am-5pm, Sun 10am-4.30pm  
**Prices:** Adults £7, children £3, family (2+3) £17  
**Website:** [www.southamptonmodelrailwaysociety.wordpress.com](http://www.southamptonmodelrailwaysociety.wordpress.com)  
**Features:** 23 layouts, trade support, societies, demos, refreshments, parking and disabled access.

**31 BRISTOL 7MM EXHIBITION**

**Hosts:** Bristol O Gauge Group  
**Location:** U.W.E. Exhibition and Conference Centre, Filton Road, Bristol BS34 8QZ  
**Times:** 10am-4pm  
**Prices:** Members £7, non-members £9, accompanied children free  
**Website:** [www.bogg7mmexhibition.com](http://www.bogg7mmexhibition.com)  
**Contact:** 0117 9566946

**Features:** Layouts, trade support, demo, test track, refreshments, parking and disabled access. Free vintage bus between venue and Bristol Parkway railway station.

**31 G SCALE KENT WINTER MEET**

**Hosts:** G Scale Society Kent Group  
**Location:** Teynham Village Hall, Belle Friday Close, Teynham, Sittingbourne Kent ME9 9TU  
**Times:** 11am-4pm  
**Prices:** Adults £2.50, children £1  
**Website:** [www.gscaleskent.co.uk](http://www.gscaleskent.co.uk)  
**Features:** Large scale layouts, trade support, DCC demo, live steam, refreshments, parking and disabled access.

## FEBRUARY

**6/7 BOURNEMOUTH MODEL RAILWAY EXHIBITION**

**Hosts:** BMRE  
**Location:** The Hamworthy Club, Magna Road, Canford Magna, Wimborne, Dorset BH21 3AP  
**Times:** Sat 10am-5pm, Sun 10am-4pm  
**Prices:** Adults £5, accompanied children free  
**Website:** [www.bmre.org.uk](http://www.bmre.org.uk)  
**Contact:** 07970641493  
**Features:** 18 layouts, trade support, refreshments, parking and disabled access.

**6/7 FEBEX - ALTON MODEL RAILWAY EXHIBITION**

**Hosts:** Alton Model Railway Group  
**Location:** Eggars School, London Road, Alton, Hampshire GU34 4EQ  
**Times:** Sat 10.30am-5pm, Sun 10.30am-4pm  
**Prices:** Adults £4.50, accompanied children free  
**Website:** [www.altonmrg.co.uk](http://www.altonmrg.co.uk)  
**Features:** Layouts, trade support, demonstrations, refreshments, parking and disabled access.

**6/7 STAFFORD MODEL RAILWAY EXHIBITION**

**Hosts:** Stafford Railway Circle  
**Location:** Stafford County Showground, Weston Road, Stafford, Staffordshire ST18 0BD  
**Times:** Sat 10am-5pm, Sun 10am-4.30pm  
**Prices:** Adults £9, accompanied children £1  
**Website:** [www.staffordrailwaycircle.org.uk](http://www.staffordrailwaycircle.org.uk)  
**Contact:** 01785 211992  
**Features:** 38 layouts, trade support, demonstrations, refreshments, parking and disabled access. Free preserved bus service between venue and Stafford railway station.

**7 MONMOUTH MODEL RAILWAY EXHIBITION**

**Hosts:** Monmouth Rotary Club  
**Location:** Monmouth Leisure Centre, Old Dixon Road, Monmouth, NP25 3DP  
**Times:** 10am-4pm  
**Prices:** Adults £5, concessions £4, children £4, family £12  
**Contact:** 01600 714603  
**Features:** 30 layouts, trade support, demonstrations, refreshments and parking.

**12/13 SOUTH SHIELDS MODEL RAIL SHOW**

**Hosts:** The Salvation Army  
**Location:** Salvation Army Hall, Warn Street, South Shields NE33 4EB  
**Times:** Fri 1pm-8pm, Sat 10am-5pm  
**Prices:** Adults £3, children £1.50, family £7  
**Contact:** 0191 455 3710  
**Features:** Layouts, trade support, societies, refreshments, parking and disabled access.

**13 G SCALE SOCIETY WEST MIDLANDS MODEL RAILWAY EXHIBITION**

**Hosts:** G Scale Society, West Midlands Area Group  
**Location:** St Mary's Church Hall, Hobs Meadow, Solihull B92 8PN  
**Times:** 10am-4pm  
**Prices:** Adults £3, children £1  
**Contact:** 01299 403548  
**Features:** G Scale indoors, guest layouts, trade support, parking and refreshments.

**13 MILTON KEYNES MODEL RAILWAY EXHIBITION**

**Hosts:** Milton Keynes Model Railway Society  
**Location:** Stantonbury Leisure Centre, Stantonbury, Milton Keynes MK14 6BN  
**Times:** 10am-4.30pm  
**Prices:** Adults £6, children £3.50, family £11  
**Website:** [www.mkrmrs.org.uk/exhibitions](http://www.mkrmrs.org.uk/exhibitions)  
**Features:** 40 layouts, trade support, demonstrations, refreshments, parking and disabled access. Free vintage bus between Milton Keynes Central railway station and venue.

**GET MORE ONLINE!**  
**FOR MORE SHOWS AND THE VERY LATEST LISTINGS VISIT**  
**WWW.HORNBYMAGAZINE.COM**  
**FOR OUR ONLINE SHOW GUIDE**

**13 NEWBURY MODEL RAILWAY EXHIBITION**

**Hosts:** Newbury Model Railway Club  
**Location:** St Bartholomew's School, Andover Road, Newbury RG14 6JP  
**Times:** 10am-4.30pm  
**Prices:** Adults £5, concessions £4.50, children £2.50, family £10  
**Website:** [www.newburymrc.co.uk](http://www.newburymrc.co.uk)  
**Contact:** 07765 807617  
**Features:** Layouts, trade support and refreshments.

**13 SODBURY VALE MODEL RAILWAY CLUB EXHIBITION**

**Hosts:** Sodbury Vale Model Railway Club  
**Location:** St Mary's Church and Church Hall, Church Road, Yate, Gloucestershire BS37 5BG  
**Times:** 10am-4.30pm  
**Prices:** Adults £5, accompanied children free  
**Contact:** 01454 327611  
**Features:** 15 layouts, trade support, demonstrations and refreshments.

**13 WARMINSTER MODEL RAILWAY AND TRANSPORT EXHIBITION**

**Hosts:** Warminster and District Model Railway Group  
**Location:** Warminster Leisure Centre, Woodcock Road, Warminster, Wiltshire BA12 9DQ  
**Times:** 10am-5pm  
**Prices:** Adults £5.50, concessions £4.50, children £2, family (2+2) £13  
**Contact:** 01985 213458  
**Features:** Layouts, trade support, displays, demonstrations, parking, refreshments and disabled access. Free vintage bus link between venue and town centre.

**13/14 FESTIVAL OF BRITISH RAILWAY MODELLING**

**Hosts:** Warners Exhibitions  
**Location:** Doncaster Racecourse, Doncaster DN2 6BB  
**Times:** Sat 10am-5pm, Sun 10am-4.30pm  
**Prices:** Adults £9, children £4.50  
**Contact:** 0844 581 0816  
**Features:** 30 layouts, trade support, demonstrations, displays, refreshments and parking.

**13/14 CALE RAIL AND GLR MODEL RAILWAY EXHIBITION**

**Hosts:** Cale Rail and Gartell Light Railway  
**Location:** Gartell Light Railway, Common Lane, Yenston, Nr Templecombe, Somerset BA8 0NB  
**Times:** Sat 10am-5pm, Sun 10am-4pm  
**Prices:** Adults £4, concessions £3 (exhibition only)  
**Contact:** 07970 113270  
**Features:** 12 layouts, trade support, displays and refreshments.

**20 BIGGLESWADE MODEL RAILWAY EXHIBITION**

**Hosts:** East Bedfordshire Model Railway Society  
**Location:** Stratton School, Eagle Farm Road, Biggleswade, Bedfordshire SG18 8JB  
**Times:** 10.30am-5pm  
**Prices:** Adults £5, concessions £4, children £3, family (2+2) £13  
**Website:** [www.ebmrs.org.uk](http://www.ebmrs.org.uk)  
**Contact:** 01626 864942  
**Features:** 15 layouts, trade support, societies, refreshments, parking and disabled access.

**20 HILLINGDON RAILWAY MODELLERS TEST TRACK OPEN DAY**

**Hosts:** Hillingdon Railway Modellers  
**Location:** Yiewsley Baptist Church Hall, Colham Avenue, Yiewsley, Hillingdon, London UB7 8HF  
**Times:** 10am-4pm  
**Prices:** Admission £4  
**Website:** [www.hillingdonrailwaymodellers.co.uk](http://www.hillingdonrailwaymodellers.co.uk)  
**Contact:** 020 8368 4090  
**Features:** Meet club members, DC/DCC test tracks available in 'O', 'OO' and 'N', second-hand stall and refreshments.



**20 READING MODEL RAILWAY SHOW**  
**Hosts:** Kenavon Railway Society/Cholsey and Wallingford Railway  
**Location:** The Warehouse, Cumberland Road, Reading, Berkshire RG1 3LB  
**Times:** 10am-5pm  
**Prices:** Adults £4, concessions £2, children £2, family (2+2) £9.50  
**Website:** [www.kenavon.org.uk](http://www.kenavon.org.uk)  
**Contact:** 07760 285 383  
**Features:** 15+ layouts, trade support, refreshments, parking and disabled access.

**20 RISEX 2016 MODEL RAILWAY EXHIBITION**  
**Hosts:** Risborough and District Model Railway Club  
**Location:** Community Centre, Wades Park, Stratton Road, Princes Risborough, Buckinghamshire HP27 9AX  
**Times:** 10am-5pm  
**Prices:** Adults £3, children £2  
**Website:** [www.rdmrc.org.uk](http://www.rdmrc.org.uk)  
**Contact:** 01296 415107  
**Features:** Eight layouts, trade support, demonstrations and refreshments.

**20 ST JAMES' MODEL RAILWAY EXHIBITION**  
**Hosts:** St James Church and Northants Group 3mm Society  
**Location:** St James Church, St James Road, Northampton NN5 5LE  
**Times:** 10am-4pm  
**Prices:** Adults £3, children £2  
**Contact:** 07775 096705  
**Features:** Layouts, trade support, refreshments and disabled access.

**20/21 KINGS LYNN MRC OPEN DAYS**  
**Hosts:** Kings Lynn Model Railway Club  
**Location:** Village Hall, Cliff-en-Howe Road, Pott Row, Kings Lynn PE32 1BY  
**Times:** Sat 10am-4pm, Sun 10am-4pm  
**Prices:** TBC  
**Contact:** 01553 679255  
**Features:** Club layouts and members on hand to answer questions.

**20/21 LEICESTER MODEL RAILWAY EXHIBITION**  
**Hosts:** Syston Model Railway Society  
**Location:** Sileby Community Centre, High Street, Sileby LE12 7RX  
**Times:** Sat 10am-4.30pm, Sun 10am-4.30pm  
**Prices:** Adults £4, concessions £3.50, accompanied children free, family (2+2) £8  
**Website:** [www.systonmrs.org.uk](http://www.systonmrs.org.uk)  
**Contact:** 0116 260 5760  
**Features:** 13 layouts, trade support, refreshments and parking.

**20/21 YORK AGAINST CANCER MODEL RAILWAY SHOW**  
**Hosts:** EBOR Group of Modellers, York  
**Location:** Memorial Hall, Melrosegate, Heworth, York YO31 0RL  
**Times:** Sat 10am-5pm, Sun 10am-4.30pm  
**Prices:** Adults £3, children £1  
**Contact:** 01904 630492  
**Features:** Eight layouts, trade support, weathering demonstration and refreshments.

**26-28 MODEL RAIL SCOTLAND 2016**  
**Hosts:** Association of Model Railway Societies in Scotland (AMRSS)  
**Location:** Scottish Exhibition and Conference Centre (SECC), Exhibition Way, Glasgow G3 8YW  
**Times:** Fri 11am-6pm, Sat 10am-6pm, Sun 10am-5pm  
**Prices:** Adults £12 (£11), children £6 (£5), family (2+2) £27 (£26) – advance tickets in brackets  
**Website:** [www.modelrail-scotland.co.uk](http://www.modelrail-scotland.co.uk)  
**Features:** More than 40 layouts, trade support, demonstrations, societies, refreshments, parking and disabled access. SECC is a short walk from Exhibition Centre railway station.

**27/28 CHAPEL-EN-LE-FRITH MODEL RAILWAY EXHIBITION**  
**Hosts:** New Mills and District Railway Modellers  
**Location:** Chapel-en-le-Frith High School, Long Lane, Chapel-en-le-Frith, High Peak, Derbyshire SK23 0TQ  
**Times:** Sat 10am-5pm, Sun 10am-4.30pm  
**Prices:** Adults £5, concessions £4, family (2+2) £12  
**Website:** [www.nmdrm.co.uk](http://www.nmdrm.co.uk)  
**Contact:** 01663 740828  
**Features:** 20 layouts, trade support, demonstrations, societies, refreshments, parking and disabled access.

**28 ILKESTON (WOODSIDE) MODEL RAILWAY CLUB EXHIBITION**  
**Hosts:** Ilkeston (Woodside) Model Railway Club  
**Location:** Trowell Parish Hall, Stapleford Road, Trowell, Nottinghamshire NG9 3QA  
**Times:** 10am-4.30pm  
**Prices:** Adults £3, accompanied children free  
**Contact:** 01773 712648  
**Features:** Ten layouts, trade support, refreshments, parking and disabled access.

## MARCH

**5 NARROW GAUGE NORTH 2016**  
**Hosts:** Narrow Gauge North  
**Location:** Pudsey Civic Hall, Dawsons Corner, Pudsey, West Yorkshire LS28 5TA  
**Times:** 10am-4pm  
**Prices:** Adults £6, accompanied children £1  
**Website:** [www.narrowgauge-north.org.uk](http://www.narrowgauge-north.org.uk)  
**Contact:** 01274 787150  
**Features:** Layouts, trade support, refreshments, parking and disabled access.

**5 WEYBRIDGE MODEL RAILWAY EXHIBITION**  
**Hosts:** Dakota Dibben  
**Location:** Heathside School, Brooklands Lane, Weybridge, Surrey KT13 8UZ  
**Times:** 10am-4.30pm  
**Prices:** Adults £5, children £2, family £12  
**Contact:** [info@dakotadibben.co.uk](mailto:info@dakotadibben.co.uk)  
**Features:** Layouts and trade support.

**5/6 PRESTON MODEL RAILWAY EXHIBITION**  
**Hosts:** Preston and District Model Railway Society  
**Location:** Sports Hall, Preston College, Fulwood Campus, St Vincent's Road, Fulwood, Preston PR2 8UR  
**Times:** Sat 10am-5pm, Sun 10am-4pm  
**Prices:** Adults £7, children £4, family (2+2) £18  
**Website:** [www.prestonanddistrictmrs.org.uk](http://www.prestonanddistrictmrs.org.uk)  
**Contact:** 07776 438933  
**Features:** Layouts, trade support, refreshments, parking and disabled access.

**5/6 RAINHILL MODEL RAIL 2016**  
**Hosts:** Rainhill Model Railway Club  
**Location:** Rainhill Village Hall, Weaver Avenue, Rainhill, Merseyside L35 4LU  
**Times:** Sat 10am-5pm, Sun 10am-4.30pm  
**Prices:** Adults £4.50, children £3, family (2+2) £12  
**Website:** [www.rainhillmrc.org.uk](http://www.rainhillmrc.org.uk)  
**Contact:** 01925 226266  
**Features:** Layouts, trade support, demonstrations, refreshments and disabled access.

**12/13 MIDLANDS GARDEN RAIL SHOW**  
**Hosts:** Meridienne Exhibitions  
**Location:** Warwickshire Exhibition Centre, near Leamington Spa, Warwickshire CV31 1XN  
**Times:** Sat 10am-4pm, Sun 10am-4pm  
**Prices:** Adults £8.50 (£7.50), concessions £7.50 (£6.50), children £3 (£2) – online prices in brackets  
**Website:** [www.largescalemodelrail.co.uk](http://www.largescalemodelrail.co.uk)  
**Features:** Large scale layouts, trade support, live steam models, refreshments and parking.

**19 NEWTON AYCLIFFE MODEL RAILWAY EXHIBITION**  
**Hosts:** Rotary Club of Newton Aycliffe  
**Location:** The Youth Centre, Burn Lane, Newton Aycliffe, County Durham DL5 4HT  
**Times:** 10am-5pm  
**Prices:** Adults £4, concessions £3, children 50p  
**Website:** [www.newtonaycliffrotary.org.uk](http://www.newtonaycliffrotary.org.uk)  
**Contact:** 07870 210269  
**Features:** 18 layouts, trade support, societies, refreshments, parking and disabled access.

**19 TADWORTH SPRING MODEL RAILWAY EXHIBITION**  
**Hosts:** North Downs Model Railway Circle  
**Location:** The Good Shepherd Church Hall, Station Approach Road, Tadworth, Surrey KT20 5AE  
**Times:** 10am-5pm  
**Prices:** Adults £5, concessions £4, children £3, family (2+2) £10  
**Website:** [www.ndmrc.info/Home/Tadworth.htm](http://www.ndmrc.info/Home/Tadworth.htm)  
**Contact:** 07758 458827  
**Features:** 30 layouts, trade support, demonstrations, refreshments, parking and disabled access.

**GET MORE ONLINE!**  
**FOR MORE SHOWS AND THE VERY LATEST LISTINGS VISIT**  
**WWW.HORNBYMAGAZINE.COM**  
**FOR OUR ONLINE SHOW GUIDE**

**19/20 ROCHDALE MODEL RAILWAY EXHIBITION**  
**Hosts:** Heywood Model Railway Group  
**Location:** Rochdale Town Hall, The Esplanade, Rochdale, Lancashire OL16 1AB  
**Times:** Sat 10am-5pm, Sun 10am-4pm  
**Prices:** Adults £5, concessions £4, children £3, family (2+2) £13  
**Website:** [www.hmrg.co.uk](http://www.hmrg.co.uk)  
**Contact:** 07732 781989  
**Features:** 17 layouts, trade support and refreshments.

## APRIL

**2 BECKENHAM VINTAGE MODEL RAILWAY EXHIBITION**  
**Hosts:** Beckenham and West Wickham MRC  
**Location:** St John's Church, Eden Park Avenue, Eden Park, Kent BR3 3JN  
**Times:** 10am-5pm  
**Prices:** Adults £5, accompanied children free  
**Website:** [www.bwmrc.co.uk](http://www.bwmrc.co.uk)  
**Contact:** 07545 469610  
**Features:** Nine vintage layouts, trade support, refreshments and disabled access.

**9/10 MARYPORT MODEL SHOW**  
**Hosts:** Maryport Model Club  
**Location:** Netherhall School, Maryport, Cumbria CA15 6NT  
**Times:** Sat 10am-4.30pm, Sun 10am-4pm  
**Prices:** Adults £5, concessions £3.50, children £2, family £10  
**Contact:** 01900 813661  
**Features:** Layouts, trade support, model boats, model vehicles, refreshments, parking and disabled access.

**23 PONTYPRIDD MODEL RAILWAY CLUB EXHIBITION**  
**Hosts:** Pontypridd Model Railway Club  
**Location:** Crown Hill Community Centre, Llantwit Fardre CF38 2NA  
**Times:** 10am-4pm  
**Prices:** Adults £3, accompanied children free  
**Contact:** 01443 217511  
**Features:** 10 layouts, trade support, refreshments and disabled access.

## MAY

**28 NORTHOLT MODEL RAILWAY EXHIBITION**  
**Hosts:** Northolt Model Railway Club  
**Location:** Northolt Village Community Centre, Ealing Road, Northolt, Middlesex UB5 6AD  
**Times:** 10.30am-5pm  
**Prices:** Adults £3, concessions £2, children £2, family (2+2) £7  
**Website:** [www.northolt-mrc.org.uk](http://www.northolt-mrc.org.uk)  
**Contact:** 07713 242756  
**Features:** Eight layouts, trade support, displays, outdoor rides and refreshments.

**Planning an exhibition?**  
 ● Hornby Magazine's Show Guide is a free listing which allows you to promote a forthcoming model railway show. Contact Hornby Magazine by calling 01780 755131 or e-mail: [hornbymagazine@keypublishing.com](mailto:hornbymagazine@keypublishing.com). Please ensure you include appropriate contact details for the public as we are unable to publish the listing without this.






Welcome to our project update feature, with the latest status of forthcoming releases from all major manufacturers. Use it to see the progress of projects you are interested in. The web address in the "link" column can be used to view products online, and to place your preorders.

**0151 733 3655**  
**364-368 Smithdown Road**  
**Liverpool, L15 5AN**

Phone opening times: Mon to Fri 7am-8.30pm, Sat 7am-6pm, Sun 9am-5pm  
 Shop opening times: Mon to Sat 9am-5pm, Sun 10am-4pm

	Link	Price	Date announced	CAD done	In Tooling	Seen 1st EP	Decorated samples	In production	On Board Ship	Released
Class 43 NBL Warship	<a href="http://ehattons.com/c43">ehattons.com/c43</a>	£118.96	Mar 2013							
Hawksworth Autocoaches	<a href="http://ehattons.com/hac">ehattons.com/hac</a>	£58.61	Mar 2013							
Wickham trolley car	<a href="http://ehattons.com/wtc">ehattons.com/wtc</a>	£67.96	Mar 2013							
Class 90 Electric	<a href="http://ehattons.com/c90">ehattons.com/c90</a>	£119.00 (EST)	Jul 2014							
LNWR Webb coal tank	<a href="http://ehattons.com/wct">ehattons.com/wct</a>	£102.00 (EST)	Sep 2014							
Class 117 3-Car DMU	<a href="http://ehattons.com/c117">ehattons.com/c117</a>	£170.00 (EST)	Sep 2015							
Class 121 "Bubble Car"	<a href="http://ehattons.com/c121">ehattons.com/c121</a>	£127.50 (EST)	Sep 2015							

Birdcage coaches, Class 24/1, J72, 6P, V2, 3F, J39, K3, 94xx, H2 Atlantic - view these projects at [www.ehattons.com/projectupdates](http://www.ehattons.com/projectupdates)


	Link	Price	Date announced	CAD done	In Tooling	Seen 1st EP	Decorated samples	In production	On Board Ship	Released
Class 73	<a href="http://ehattons.com/c73">ehattons.com/c73</a>	£105.00	March 2012							
Class 68	<a href="http://ehattons.com/c68">ehattons.com/c68</a>	TBC	April 2014							

GWR Railcar, Class B4, IDA flat, Turbot - view these projects at [www.ehattons.com/projectupdates](http://www.ehattons.com/projectupdates)


	Link	Price	Date announced	CAD done	In Tooling	Seen 1st EP	Decorated samples	In production	On Board Ship	Released
J94	<a href="http://ehattons.com/j94">ehattons.com/j94</a>	£82.00	Aug 2014							
14xx	<a href="http://ehattons.com/14xx">ehattons.com/14xx</a>	£99.00	Sep 2014	Feb 2015						
Hatton's King	<a href="http://ehattons.com/king">ehattons.com/king</a>	£169.00- £179.00	Aug 2014	Nov 2014						

	Link	Price	Date announced	CAD done	In Tooling	Seen 1st EP	Decorated samples	In production	On Board Ship	Released
Metropolitan Bo-Bo	<a href="http://ehattons.com/mbb">ehattons.com/mbb</a>	£107.00	May 2014							
Class 02 Tango	<a href="http://ehattons.com/02">ehattons.com/02</a>	£148.00	Nov 2013							

Class 4700, Class 1366 - view these projects at [www.ehattons.com/projectupdates](http://www.ehattons.com/projectupdates)

	Link	Price	Date announced	CAD done	In Tooling	Seen 1st EP	Decorated samples	In production	On Board Ship	Released
Class S15	<a href="http://ehattons.com/s15">ehattons.com/s15</a>	£124.99	Dec 2014							
King	<a href="http://ehattons.com/horking">ehattons.com/horking</a>	£148.14 - £179.99	Dec 2014							
Hornby Adams Radial	<a href="http://ehattons.com/horar">ehattons.com/horar</a>	£111.10	Dec 2014							
Class J50	<a href="http://ehattons.com/j50">ehattons.com/j50</a>	£74.06	Dec 2014							
Class 71	<a href="http://ehattons.com/c71">ehattons.com/c71</a>	£127.50	Nov 2014							
Merchant Navy	<a href="http://ehattons.com/mn">ehattons.com/mn</a>	TBC	Mar 2015							
SR Maunsell Coaches	<a href="http://ehattons.com/exsmaun">ehattons.com/exsmaun</a>	£39.99	Jun 2015							

Collet coaches - view these projects at [www.ehattons.com/projectupdates](http://www.ehattons.com/projectupdates)

	Link	Price	Date announced	CAD done	In Tooling	Seen 1st EP	Decorated samples	In production	On Board Ship	Released
7 plank wagons	<a href="http://ehattons.com/oxcw">ehattons.com/oxcw</a>	£9.00	Jan 2015							
Adam's Radial	<a href="http://ehattons.com/ar">ehattons.com/ar</a>	£88.00	Jan 2015							
Hatton's ICI hopper	<a href="http://ehattons.com/ici">ehattons.com/ici</a>	£24.00 / £25.00	Mar 2015							

Shows the stage the project is at based on the information available to us. CAD: Computer Aided Design. 1st EP: First Engineering Prototype. TBC: Price is yet To Be Confirmed (EST): Price is estimated.

You can view extended lists, preorder & comment on all of these projects at

**[www.ehattons.com/projectupdates](http://www.ehattons.com/projectupdates)**

Information correct at the time of going to press. All information subject to change





## Branchline 2015 New Items



**Class J72 0-6-0T**  
Pre-order for £75.00



31-060 8680 in LNER lined green  
31-061 69001 in BR black with early emblem  
31-062 69028 in BR black with late crest

**Class 6P Royal Scot 4-6-0**  
Pre-order for £135.00



31-285 6130 'The West Yorkshire Regiment' in LMS crimson  
31-286 46163 'Civil Service Rifleman' in BR black  
31-287 46151 'The Royal Horse Guardsman' BR green

**Class V2 2-6-2**  
Pre-order for £135.00



31-566 3645 in LNER black  
31-567 60881 in BR green with late crest

**Class J39 0-6-0**  
Pre-order for £80.00



31-866 1803 in LNER Black  
31-867 64792 in BR black with early emblem

**Class K3 2-6-0**  
Pre-order for £95.00



32-279A 1304 in LNER lined black  
32-281 61862 in BR lined black with early emblem

**Class 94xx 0-6-0**  
Pre-order for £85.00



35-025 9402 in GWR Green  
35-026 9487 in BR black with early emblem  
35-027 9479 in BR black with late emblem

**LNWR 0-6-2T Webb Coal Tank**  
Pre-order for £102.00



35-050 LNWR plain black livery  
35-051 LMS black livery  
35-052 BR black early emblem

**Class 117 3-Car DMU**  
Pre-order for £170.00



35-500 Class 117 3 car suburban DMU in BR green with speed whiskers

35-501 Class 117 3 car suburban DMU in BR blue & grey  
35-502 Class 117 3 car suburban DMU in Network SouthEast livery

**Class 121 "Bubble Car"**  
Pre-order for £127.50



35-525 Class 121 'Bubble Car' single car DMU in BR green with speed whiskers

35-526 Class 121 'Bubble Car' single car DMU in BR blue & grey  
35-527 Class 121 'Bubble Car' single car DMU in Network SouthEast livery

**See the entire range at [ehattons.com/bachmann2015](http://ehattons.com/bachmann2015)**

(Prices estimated - we will notify you if price rises & offer option to cancel)

### Limited Edition J94s & Austerities, Class 14xx & Kings from Hatton's, being produced by DJ Models

**Class 14xx**  
Pre-order for £99



**Pristine**

H1401 48xx 4825 in GWR unlined green Great Western  
H1404 58xx 5808 in GWR unlined green Shirtbutton  
H1406 14xx 1420 in GWR unlined green G W R  
H1408 58xx 5816 in BR lined black BRITISH RAILWAYS  
H1409 14xx 1470 in BR lined black early emblem  
H1410 58xx 5819 in BR unlined black early emblem  
H1413 14xx 1444 in BR lined green early emblem  
H1414 14xx 1450 BR lined green late crest  
H1416 14xx 1409 BR unlined green late crest

**Lightly Weathered**

H1402 58xx 5814 in GWR unlined green Great Western  
H1403 48xx 4871 in GWR unlined green Shirtbutton  
H1405 48xx 4807 in GWR wartime black G W R  
H1407 58xx 5802 in GWR unlined green G W R  
H1411 58xx 5801 in BR unlined green G W R

**Heavily Weathered**

H1412 14xx 1474 in BR unlined black early emblem  
H1415 14xx 1432 BR lined green late crest

[www.ehattons.com/j94](http://www.ehattons.com/j94)

**Austerities & J94 Limited Editions of 200**  
Pre-order for £99



**Pristine**

J9401 "Robert" in NCB Bold Colliery lined green  
J9402 71515 in Mech Navvies maroon  
J9407 4 in NCB Backworth Colliery lined black  
J9408 98 "Royal Engineer" in Army green  
J9410 15 in Wemyss Private Railway lined brown

**Lightly Weathered**

J9403 J94 68012 in BR black late crest  
J9405 "Hurricane" in NCB Bickershaw Colliery lined green  
J9409 7 in NCB Littleton Colliery lined blue

**Very Heavily Weathered**



J9404 1763 NCB Peckfield Colliery lined maroon with chevrons  
J9406 8 in NCB Mountain Ash Colliery lined green

[www.ehattons.com/14xx](http://www.ehattons.com/14xx)

**Class 6000 King**  
Pre-order for £169



HK01 6000 "King George V" in GWR lined green with roundel  
HK02 6019 "King Henry V" in GWR lined green with shield  
HK03 6021 "King Richard II" in GWR lined green with shirtbutton

HK04 6029 "King Edward VIII" in GWR un-lined wartime green  
HK05 6018 "King Henry VI" in GWR lined green  
HK06 6025 "King Henry III" in BR ultramarine blue  
HK07 6027 "King Richard I" in BR/GWR lined green  
HK08 6028 "King George VI" in BR lined blue with early crest



HK09 6023 "King Edward II" in BR lined blue with early crest  
HK10 6009 "King Charles II" in BR lined green with early crest  
HK11 6017 "King Edward IV" in BR lined green with late crest  
HK12 6026 "King John" in BR lined green with late crest  
HK13 6005 "King George II" in BR lined green with late crest  
HK14 6024 "King Edward I" in BR lined green with late crest

DCC Fitted versions also available for £179  
HK01DCC - HK14DCC

[www.ehattons.com/king](http://www.ehattons.com/king)

**UK P&P £4 per order**  
£2 P&P for single diecast items  
Next Day £7 (Orders before 2pm)

**18,000+ items on**  
[www.ehattons.com/hm](http://www.ehattons.com/hm)

**Shop Open**  
Mon to Sat 9am to 5pm  
Sunday 10am to 4pm

**Phones Open**  
Mon to Fri 7am to 8.30pm  
Saturday 7am to 6pm  
Sunday 9am to 5pm



364-368 Smithdown Road, Liverpool, L15 5AN  
T: 0151 733 3655 E: [info@ehattons.com](mailto:info@ehattons.com)

## OO Gauge (1:76 Scale)

### Steam locos

R3292 BR Black 0-4-0 loco 56011 - Hornby Collectors Club special edition (Hor) **NEW** £26  
R2672 Caledonian Railway 0-4-0 steam loco in blue. Railroad range (Hor) (list £26.49) **BARGAIN** £24



R3279 Class 1000 County 4-6-0 1016 "County Of Hants" in BR green early crest - Railroad range (Hor) £69.50



31-931 Class 1000 Midland Compound 4-4-0 1189 in LMS black (Bac) (list £139.95) **BARGAIN** £89



31-932DC Class 1000 Midland Compound 4-4-0 40934 in BR lined black early emblem. DCC On Board (Bac) (list £159.95) **BARGAIN** £89



31-933 Class 1000 Midland Compound 4-4-0 41157 in BR lined black late crest (Bac) (list £139.95) **BARGAIN** £89  
R3213 Class 101 Halden 0-4-0T 3102 in SR olive green - Hornby 2013 Collectors club limited edition (Hor) **NEW** £26



32-828A Class 2MT Ivatt 2-6-0 46526 in BR lined green late crest - weathered (Bac) £110.46  
31-127 Class 30xx 2-8-0 ROD 3023 in BR black early emblem (Bac) (list £129.95) **BARGAIN** £80



31-089 Class 32xx 4-4-0 Dukedog 3214 in GWR green shirtbutton logo (Bac) £118.96



31-088 Class 32xx 4-4-0 Dukedog 9028 in BR black early emblem (Bac) £118.96  
R3277 Class 3800 County 4-4-0 3833 "County Of Devon" in Great Western green - Railroad range (Hor) £64.80



R2882 Class 3P Jinty 0-6-0 tank loco 24 in S&DJR (Hor) (list £32.49) **BARGAIN** £21  
R3229 Class 4000 Star 4-6-0 4021 "British Monarch" BR green early crest (Hor) £125.10



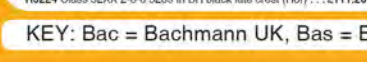
**NEW**  
R3301 Class 4073 Castle 4-6-0 5043 "Earl of Mount Edgcombe" in BR green early emblem (Hor) **NEW** £134.25  
R3205 Class 4900 4-6-0 4965 "Rood Ashton Hall" in BR. New tooling for 2013. Special edition etched name & number (Hor) £105  
R3169 Class 4900 4-6-0 Hall 5972 "Oton Hall" in GWR (Railroad range). New tooling for 2013 (Hor) £67  
31-981 Class 4F 0-6-0 43875 BR black early emblem and Johnson's Diesel tender (Bac) £84.96



R2881 Class 5 Black 5 5112 in LMS lined black (Railroad Range) (Hor) £66



31-168 Class 5 L&YR 2-4-2T 10713 in LMS crimson (Bac) £90.06  
31-169 Class 5 L&YR 2-4-2T 50716 BR lined black early emblem (Bac) £90.06  
R3224 Class 52XX 2-8-0 5239 in BR black late crest (Hor) £111.20



32-085 Class 56XX 0-6-2 6639 in BR black early emblem (Bac) £76.46  
32-084 Class 56XX 0-6-2 6677 in GWR green (Bac) £76.46  
31-188 Class 5XP Jubilee 4-6-0 45505 "Victoria" in BR lined green late crest - weathered (Bac) £127.46



R3331 Class 6000 4-6-0 "King James" GWR (Hor) **NEW** £159.99



R3332 Class 6000 King 4-6-0 "King Edward VIII" BR Late Crest (Hor) **NEW** £159.99



R3370TTS Class 6000 King 4-6-0 "King Richard II" BR Early Crest featuring TTS sound (Hor) **NEW** £179.99



R3330 Class 6000 King 4-6-0 6000 "King George V" in Early BR green (as preserved) (Hor) **NEW** £148.14  
31-763 Class 6650 Modified Hall 7604 "Fountain Hall" in BR black early emblem - weathered (Bac) £114.71



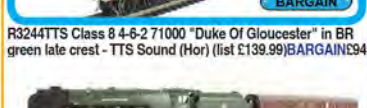
R3278 Class 6P Patriot 4-6-0 45518 "Bradshaw" in BR green early crest - Railroad range (Hor) £64.80



R3304 Class 700 Black Motor 0-6-0 30316 in BR black early crest - weathered (Hor) £101.84



R3226 Class 72XX 2-8-2 7218 in BR black early crest (Hor) £120.50



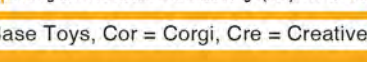
R3244TTS Class 8 4-6-2 71000 "Duke Of Gloucester" in BR green late crest - TTS Sound (Hor) (list £139.99) **BARGAIN** £94



R3086 Class A1 "Flying Scotsman" in LNER Apple green. Upgraded to 3-pole motor flywheel (Railroad range) (Hor) (list £82.49) **BARGAIN** £55



R3284TTS Class A1 4-6-2 4472 "Flying Scotsman" in LNER green TTS Sound - Railroad range (Hor) £92.70



32-550B^ Class A1 4-6-2 60163 "Tornado" in BR lined Brunswick green (Bac) (list £159.95) **BARGAIN** £95



R3060 Class A1 4-6-2 60163 "Tornado" in British Railways Apple Green (Railroad Range) (Hor) (list £84.99) **BARGAIN** £56



**NEW**  
31-531 Class A2 4-6-2 60536 "Trimbush" in BR lined green early emblem (Bac) **NEW** £144.45  
31-146 Class D111/1 4-4-0 62663 "Prince Albert" BR black early emblem (Bac) £101.96



R3234 Class D16/3 "Claud Hamilton" 4-4-0 62530 in BR black early emblem (Hor) £101.90  
R3235 Class D16/3 "Claud Hamilton" 4-4-0 62524 in early BRITISH RAILWAYS black (Hor) £101.90



R3303 Class D16/3 4-4-0 62581 in BR black early emblem - weathered (Hor) £101.84



R3233 Class D16/3 4-4-0 6825 in LNER black (Hor) £96



35-078 Class E4 Brighton tank 0-6-2 32500 in BR black late crest (Bac) (list £109.95) **BARGAIN** £80  
35-077 Class E4 Brighton tank 0-6-2 32556 in BR black early emblem (Bac) (list £109.95) **BARGAIN** £80



35-076 Class E4 Brighton tank 0-6-2 473 in Southern green (as preserved) (Bac) (list £109.95) **BARGAIN** £80



35-075 Class E4 Brighton tank 0-6-2 579 in LB & SCR umber (Bac) (list £109.95) **BARGAIN** £80  
31-320DC Class J11 Robinson (GOR 8J) 64325 BR black late crest. DCC Fitted. Class K1 2-6-0 62015 in BR early crest (Hor) £93.46  
R3305 Class K1 2-6-0 62059 in BR black early crest - weathered (Hor) £120.36



R3227 Class O1 2-8-0 63663 in BR black late crest (Hor) £121.60



R3329 Class S15 4-6-0 30830 in BR black late crest (Hor) **NEW** £124.99



R3328 Class S15 4-6-0 30843 in BR black early emblem (Hor) £124.99



R3327 Class S15 4-6-0 824 in Southern Railway olive green (Hor) **NEW** £124.99

R3208 Class V Schools 4-4-0 30915 "Brighton" in BR black early emblem & tender (Hor) (list £139.99) **BARGAIN** £105



R1171 Loco LNER Class A4 4-6-2 "Mallard" steam loco (unboxed) Split from Flight Of The Mallard train set (Hor) £55



R3297X Railroad LMS 0-6-0T "16440" Jinty Class 3F - DCC Fitted (Hor) £44.99



31-980 Standard Class 3MT tank 82020 in BR green late crest - weathered (Bac) £110.46



32-954 Standard class 4MT 2-6-0 76058 in BR lined black early emblem (Bac) (list £119.95) **BARGAIN** £74



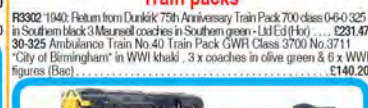
32-508 Standard Class 5MT 73049 in BR lined green late crest & BR1 tender (Bac) (list £129.95) **BARGAIN** £82



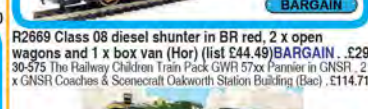
32-509 Standard class 5MT 73109 in BR lined black early emblem and BR1B tender (Bac) (list £129.95) **BARGAIN** £89  
32-261 WD Austerity 2-8-0 90441 in BR black early emblem (Bac) £114.71



32-260DC WD Austerity 2-8-0 90448 in BR black with late crest. DCC On Board (Bac) (list £152.95) **BARGAIN** £109



**Train packs**  
R3302 1940: Return from Dunkirk 75th Anniversary Train Pack 700 class 0-6-0 325 in Southern black 3 Murrell coaches in Southern green - Ltd Ed (Hor) £231.47  
30-325 Ambulance Train No.40 Train Pack GWR Class 3700 No.3711 "City of Birmingham" in WWI khaki, 3 x coaches in olive green & 6 x WWI figures (Bac) £140.20



R2669 Class 08 diesel shunter in BR red, 2 x open wagons and 1 x box van (Hor) (list £44.49) **BARGAIN** £29  
30-575 The Railway Children Train Pack GWR 57xx Pannier in GNSR, 2 x GNSR Coaches & Scenecast Oakworth Station Building (Bac) £114.71



30-525 The Shakespeare Express Train Pack Hall Class 4965 "Rood Ashton Hall" in Great Western green, 2 x Pullman cars in umber & cream, BR Mk1 BSK coach in chocolate & cream & Stratford-Upon-Avon Open-top bus (Bac) £195.45  
R3220 Tysley Connection train pack Hall Class "Pitchford Hall" in GWR green & 3 Mk1 coaches in chocolate and cream (Hor) (list £199.99) **BARGAIN** £149



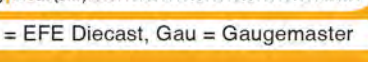
**Diesel locos**  
10001HAP - 10001 BR Brunswick green orange, black & orange lining. Aug 1956 - Oct 1957. (Dap) (list £105) **BARGAIN** £94



1513 ADB986003 (Carriage pre-heat unit) in Sherwood green full yellow ends (Hel) **NEW** £94



R3283 Bagnall shunter in red - Railroad range (Hor) (list £29.99) **BARGAIN** £20



31-366 Class 03 0-6-0 diesel shunter D2016 in BR Green (Bac) £70.51



# UK P&P £4 PER ORDER

## £2 per single diecast item

### £7 guaranteed Next Day delivery

(Orders before 2pm)

2503 Class 05 Hunslet shunter "Cider Queen" green wasp stripes (industrial) (Hel) ..... £100



2523 Class 05 Hunslet shunter "Departmental 88" in BR green wasp stripes (Hel) ..... £100  
 2500 Class 05 Hunslet shunter D2574 in BR green (Hel) ..... £100  
 2501 Class 05 Hunslet shunter D2578 BR green wasp stripes (preserved) (Hel) ..... £100



2502 Class 05 Hunslet shunter D2581 in BR green wasp stripes (Hel) ..... £100  
 2520 Class 05 Hunslet shunter D2592 in BR green wasp stripes (Hel) ..... £100



2522 Class 05 Hunslet shunter D2595 in BR blue wasp stripes (preserved) (Hel) ..... £100



2521 Class 05 Hunslet shunter D2600 BR green wasp stripes (Hel) ..... £100



1601 Class 16 North British diesel D8401 BR green small yellow warning panels. Ltd Ed of 750 (general release). (Hel) (list £134.95) ..... BARGAIN ..... £72



1602 Class 16 North British diesel D8404 BR green Stratford-style yellow warning panels. Ltd Ed of 750 (general release) (Hel) (list £134.95) ..... BARGAIN ..... £72



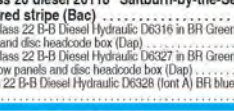
1603 Class 16 North British diesel D8407 BR green with full yellow ends. Ltd Ed of 750 (general release) (Hel) (list £134.95) ..... BARGAIN ..... £72



1604 Class 16 North British diesel D8409 BR green grey roof. Gloss finish. Ltd Ed of 750 (general release) (Hel) (list £134.95) ..... BARGAIN ..... £72



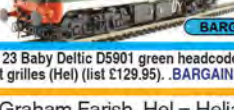
32-038DS Class 20 20124 in BR blue with indicator discs - weathered. DCC Sound (Bac) ..... £195.46  
 32-044 Class 20 D1026 BR green indicator discs & tablet catcher (Bac) ..... £93.46



32-045 Class 20 diesel 20118 "Saltburn-by-the-Sea" in BR Railfreight red stripe (Bac) ..... £93.46  
 40-012-001 Class 22 B-B Diesel Hydraulic D6316 in BR Green. Small yellow panels and disc headcode box (Dap) ..... £103  
 40-012-002 Class 22 B-B Diesel Hydraulic D6327 in BR Green. Amended yellow panels and disc headcode box (Dap) ..... £103  
 D1000H Class 22 B-B Diesel Hydraulic D6328 (front A) BR blue full yellow ends (Dap) ..... £104



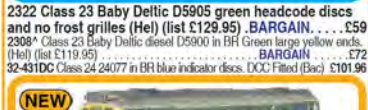
2320 Class 23 Baby Deltic D5900 green headcode discs and frost grilles - gloss (Hel) (list £129.95) BARGAIN ..... £59



2321 Class 23 Baby Deltic D5901 green headcode discs and frost grilles (Hel) (list £129.95). BARGAIN ..... £59



2322 Class 23 Baby Deltic D5905 green headcode discs and no frost grilles (Hel) (list £129.95). BARGAIN ..... £59  
 2308\* Class 23 Baby Deltic diesel D5900 in BR Green large yellow ends. (Hel) (list £119.95) ..... BARGAIN ..... £72  
 32-4310C Class 24 24077 in BR blue indicator discs. DCC Fitted (Bac) ..... £101.96



32-331 Class 25/1 25043 in BR Green full yellow ends - weathered (Bac) NEW ..... £89.21



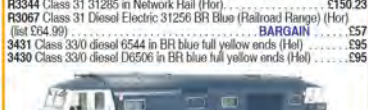
32-408 Class 25/3 diesel 25286 in BR blue domino headcode (Bac) ..... £93.46  
 2664 Class 26/0 diesel D5302 in BR green small yellow panels (Hel) ..... £95  
 2663 Class 26/0 diesel D5317 in BR green small yellow panels (Hel) ..... £95



2800\* Class 28 Co-Bo Diesel D5700 Full BR Green - modified windows. (Hel) (list £125) ..... BARGAIN ..... £80  
 2809\* Class 28 Co-Bo Diesel D5708 BR Green Full Yellow Ends. (Hel) (list £125) ..... BARGAIN ..... £89



2807\* Class 28 Co-Bo Diesel D5711 in Full BR Green modified windows. (Hel) (list £125) ..... BARGAIN ..... £89  
 2810\* Class 28 Co-Bo Diesel D5714 Full BR Green - modified windows. (Hel) (list £125) ..... BARGAIN ..... £89  
 R3275 Class 31 31144 in Civil engineers 'Dutch' grey and yellow - Railroad range (Hor) ..... £58.30  
 R3344 Class 31 31285 in Network Rail (Hor) ..... £150.23  
 R3067 Class 31 Diesel Electric 31256 BR blue (Railroad Range) (Hor) (list £34.99) ..... BARGAIN ..... £57  
 3431 Class 33/0 diesel 6544 in BR blue full yellow ends (Hel) ..... £95  
 3430 Class 33/0 diesel D6506 in BR blue full yellow ends (Hel) ..... £95



3519 Class 35 Hymek D7064 in BR blue small yellow warning panels (Hel) ..... £94



32-786 Class 37/0 37174 in EWS domino headcode - weathered (Bac) ..... £106.21  
 32-784 Class 37/0 37242 Mainline blue centre headcodes - weathered (Bac) ..... £106.21



32-785DS Class 37/0 37254 in BR Departmental Civil Link Dutch - weathered. DCC Sound (Bac) ..... £203.96



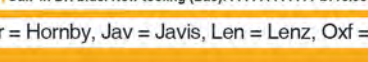
32-370 Class 37/4 diesel 37405 in DRS Compass (Bac) NEW ..... £101.96



32-389 Class 37/4 diesel 37421 in Colas (Bac) NEW ..... £101.96



32-067 Class 43 North British (NBL) Warship 842 'Royal Oak' in BR blue. New tooling (Bac) ..... £118.96



32-066 Class 43 North British (NBL) Warship D835 'Pegasus' in BR green small yellow panel. New tooling (Bac) ..... £118.96



32-065 Class 43 North British (NBL) Warship D865 'Zealous' in BR maroon small yellow panel. New tooling (Bac) ..... £118.96



32-680 Class 45 45036 in BR blue split centre headcode (Bac) ..... £101.96



32-681 Class 45 D108 in BR green split centre headcode - weathered (Bac) ..... £110.46  
 31-655 Class 47/3 47301 'Centurion' BR Railfreight grey red stripe (Bac) ..... £97.71



32-816 Class 47/3 47365 'Diamond Jubilee' in BR Railfreight Distribution (Bac) (list £114.95) BARGAIN ..... £72



32-817 Class 47/7 47745 'Royal London Society For The Blind' in RES red & grey (Bac) (list £114.95) BARGAIN ..... £72



32-815 Class 47/8 47834 'Fire Fly' BR Intercity Swallow (Bac) (list £114.95) ..... BARGAIN ..... £78



R3263 Class 50 50024 "Vanguard" in BR Large Logo blue (Hor) ..... £137.20



R3264 Class 50 50046 "Ajax" in BR Large Logo blue (Hor) ..... £137.20  
 4D-003-005 Class 52 D1072 "Western Glory" BR blue full yellow panel (Dap) ..... £109  
 4D-003-007 Class 52 diesel D1012 "Western Firebrand" in BR maroon small yellow panels (Dap) ..... £119  
 4D-003-009 Class 52 diesel loco D1021 "Western Cavalier" in BR blue full yellow ends (Dap) ..... £109



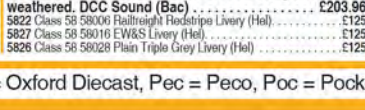
4D-003-012 Class 52 diesel loco D1026 "Western Centurion" in BR blue full yellow ends - weathered (Dap) ..... £113



32-532 Class 55 55007 "PINZA" in BR blue Finsbury Park white cab windows - weathered (Bac) ..... £113.01



R2879 Class 55 Deltic diesel 55001 "St Paddy" in BR blue (Hor) (list £52.49) ..... BARGAIN ..... £43



NEW R3267XS Class 60 60005 "Skiddaw" in Transrail triple grey - Sound fitted (Hor) NEW ..... £229.90



R3345 Class 66 66504 in Freightliner Powerhaul (Hor) NEW ..... £64.81  
 R3268 Class 67 67003 Aniva Trains Wales (Hor) (list £139.99) BARGAIN ..... £112



R3272 Class 67 67006 'Royal Sovereign' (Hor) (list £139.99) ..... BARGAIN ..... £110  
 R3348 Class 67 67016 in EWS (Hor) ..... £129.62



R3349 Class 67 67024 in EWS (Hor) ..... £129.62  
 31-588 Class 70 Powertail diesel 70005 Freightliner - weathered (Bac) ..... £127.46  
 31-995 Class D16 LMS 10000 BR Brunswick green lined orange & black (Bac) ..... £101.96  
 31-996 Class D16 LMS 10000 in BR Brunswick green part eggshell blue waistband (Bac) ..... £101.96



NEW 1509 D8204 in plain green numbers on front & rear (Hel) NEW ..... £94



NEW 1510 D8208 in green small yellow panels & an additional yellow panel on 'B' end (Hel) NEW ..... £94



NEW 1511 D8234 in green small yellow panels; gloss finish as Liverpool St. pilot (Hel) NEW ..... £94



NEW 1512 D8242 in green small yellow panels serrated numbers & double arrows (Hel) NEW ..... £94



NEW 1718 D8523 in blue full yellow ends (Hel) NEW ..... £94



NEW 1719 D8558 in green small yellow panels (Hel) NEW ..... £94



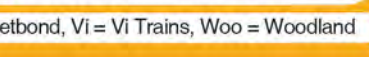
NEW 1720 D8594 in green small yellow panels (Hel) NEW ..... £94



4010- English Electric DP2 prototype in BR Brunswick green (as per 1962 to May 1965) (Hel) (list £129.95) BARGAIN ..... £75



4011- English Electric DP2 prototype in BR two-tone green (as per 1965 until withdrawal in 1967) (Hel) (list £129.95) BARGAIN ..... £70





Visit

[www.ehattons.com/hm](http://www.ehattons.com/hm)

19,000+ items available  
with live stock information

R3355 Sentinel 0-4-0 H103 in Wabtec (Hor) ..... £51.84  
R3353 Sentinel 4wDH in Balfour Beatty (Hor) ..... £51.84

**Electric locos**

31-678 Class 85 (AL5) Bo-Bo Electric 85028 in BR Blue single pantograph (Bac) (list £112.45) BARGAIN ..... £86

31-677 Class 85 (AL5) Bo-Bo Electric E3056 in BR Blue single pantograph (Bac) (list £139.95) BARGAIN ..... £79

31-679 Class 85 (AL5) Bo-Bo Electric E3095 BR Electric Blue small yellow panel (Bac) ..... £118.96  
R3350 Class 50 90029 in DB Schenker (Hor) ..... £64.81  
R3346 Class 82 92009 "Marco Polo" in DB Schenker (Hor) ..... £74.06

9002 Metropolitan Bo-Bo electric 1 in wartime grey (Hel) ..... £107

9000 Metropolitan Bo-Bo electric 20 in Metropolitan (Hel) ..... £107

9001 Metropolitan Bo-Bo electric 9 "John Milton" in Metropolitan (Hel) ..... £107

**HSTs**

R3270 Class 43 twin pack - Midland Mainline HST in teal green (Hor) ..... £194.70

**DMUs**

32-286 Class 101 2 Car DMU in BR green small yellow warning panel "Shewsbury/Abersychry" (Bac) ..... £135.96  
32-285 Class 101 2 Car DMU in BR green speed whiskers "Newcastle/Middlesbrough" (Bac) ..... £135.96  
32-286A Class 101 2 Car DMU BR green yellow panel - weathered (Bac) £144.46

31-535 Class 105 Cravens 2 Car DMU in BR blue full yellow ends (Power Twin Unit) (Bac) (list £119.95) BARGAIN ..... £78

32-905 Class 108 2-car DMU in BR blue & grey full yellow ends (Bac) ..... £139.95

32-906 Class 108 2 Car DMU in BR green half yellow ends (Bac) (list £139.95) ..... £72.50  
32-905 Class 108 2-car DMU in BR blue & grey full yellow ends (Bac) ..... £139.95

32-912 Class 108 3 Car DMU in BR blue full yellow ends (Bac) (list £169.95) BARGAIN ..... £86

8923 Class 128 DPU 55991 in Royal Mail Letters red (Hel) ..... £94  
8921 Class 128 DPU 55992 in Royal Mail Letters red (Hel) ..... £94  
8942 Class 128 DPU BR blue - weathered M55905 (Hel) (list £129.95) BARGAIN ..... £69

8993 Class 128 DPU in BR Blue full yellow ends and Midland style fronts M55990 (Hel) (list £119.95) BARGAIN ..... £52

8992 Class 128 DPU in BR Blue small yellow panels and Midland style fronts M55987 (Hel) (list £119.95) BARGAIN ..... £52

8991 Class 128 DPU in BR green small yellow panels & Midland style fronts M55989 (Hel) (list £119.95) BARGAIN ..... £69

8990 Class 128 DPU in BR green speed whiskers and Midland style fronts M55987 (Hel) (list £119.95) BARGAIN ..... £69

32-907 Class 150/2 2 car DMU 150202 in Centro blue stripe (Bac) ..... £140.21  
R3351 Class 153 153358 in Northern Rail (Hor) NEW ..... £83.32

31-256DCC Class 251 Blue Pullman 6-car Midland set in Nanking blue full yellow ends DCC Filled (Bac) (list £349.95) BARGAIN ..... £290

32-516A Derby Lightweight 2 Car DMU BR green speed whiskers (Bac) ..... £123.21  
8752 Park Royal Railbus M79971 in BR green speed whiskers (Hel) ..... £97

8750 Park Royal Railbus SC79970 in BR green speed whiskers (Hel) ..... £97

8751 Park Royal Railbus SC79974 BR green small yellow warning panels (Hel) ..... £97

8704 Railbus W&M E79962 in green large yellow panel - weathered (Hel) (list £129.95) BARGAIN ..... £79

8803 Railcar W79978 in BR dark green speed whiskers (Hel) ..... £94

**EMUs**

R3290 Class 2-HAL 2 car EMU in BR green small yellow ends (Hor) (list £130.25) BARGAIN ..... £96

R3290 Class 2-HAL 2 Car train pack in BR green yellow front (Hor) ..... £120.60

31-030A Class 350/1 Desiro 4 Car EMU 350 111 "Apollo" in Silver Link (unbranded) (Bac) (list £189.95) BARGAIN ..... £99

31-032 Class 350/1 Desiro 4-Car EMU 350 102 in London Midland (Bac) (list £189.95) BARGAIN ..... £116

31-031 Class 350/2 Desiro 4 Car EMU 350 238 in London Midland (Bac) (list £189.95) BARGAIN ..... £118

R1865 Class 305 Javelin 4 car EMU "Sir Chris Hoy" in Southwestern (Hor) £132  
R3259 Class 401 2-BIL 2 car EMU in BR blue - As preserved at the NFM (Hor) (list £130.25) BARGAIN ..... £74

R3162A Class 401 2-BIL 2-car EMU 2142 in BR green DCC Ready (Hor) (list £123.99) BARGAIN ..... £89

R3162A Class 401 2-BIL 2-car EMU 2142 in BR green DCC Ready (Hor) (list £123.99) BARGAIN ..... £89

31-375 Class 416 2-car EPB EMU in BR blue (Bac) (list £124.95) ..... £72

31-269 Class 419 Motor Luggage Van (MLV) in BR "Jaffa Cake" two-tone grey and orange (Bac) ..... £89.21

31-267 Class 419 Motor Luggage Van (MLV) in BR blue & grey (Bac) (list £104.95) ..... £64

31-265 Class 419 Motor Luggage Van (MLV) in BR Southern Region green yellow panel (Bac) (list £104.95) BARGAIN ..... £64

31-266 Class 419 Motor Luggage Van (MLV) in BR Southern Region green yellow panel (Bac) (list £104.95) BARGAIN ..... £64

**Track Maintenance vehicles**

B800 Non-motorised OO Track Cleaner motorised cleaning heads & vacuum in blue (Dap) ..... £56

36-165A Pesser Tamper track maintenance machine (motorised) (Bac) ..... £63.71

31-577 Windhoff MPV Multi-Purpose master and slave units in "Railtrack" (Bac) (list £148.95) BARGAIN ..... £79

**Train sets - analogue**

R1174 Breakdown Hauler Train Set 0-4-0 loco, Breakdown Crane and Support Van (Hor) (list £119.99) BARGAIN ..... £59

R1151 Caledonian Belle trainset 0-4-0 steam loco in blue 4 wheel coach & open wagon (Hor) ..... £49  
R1176 Eurostar 2013 Train Set (Hor) ..... £140

R1171 Flight Of The Mallard train set LNER Class A4 4-6-2 "Mallard" steam loco & 3 leak coaches (Hor) (list £149.99) BARGAIN ..... £109

R1183 Master of the Glens Train Set (Hor) ..... £166.66  
30-105 The Midland Marvel Midland 3F 3522 in LMS, brake van in LMS grey & 2 x 8-plank wagons (Bac) ..... £110.46  
30-080 The Western Wanderer Class 57xx Pannier 3650 in GWR shirburn green and GWR Toad brake van & shunters truck in GWR gr (Bac) ..... £84.96

R1173 e-Link DCC Western Master train set GWR Class 2721 steam loco & 3 wagons (Hor) ..... £120

30-048 Highland Tourer Digital Sound Set Class 37/4 37418 in BR blue and MK2 TSO & BSO coaches in Far North green & cream (Bac) ..... £255

**Coaches**

R4672 RailRoad SR4 4 Wheel Coach (Hor) ..... £13.88  
R1171 Coaches 2 x LNER Composite coaches and 1 x LNER Brake coach: Task (Unboxed) Split from the Flight Of The Mallard train set (Hor) ..... £45  
R4611 BR blue & grey MK2E FO first open lights (Hor) ..... £27.80  
R4613 BR blue & grey MK2E TSO tourist second open (Hor) ..... £23.10  
R4610 BR blue & grey MK2E TSO tourist second open lights (Hor) ..... £27.80  
R4609 BR green MK1 BSK brake second corridor in lights (Hor) ..... £33.80

R4609A BR green MK1 BSK brake second corridor lights (Hor) ..... £33.80

R4608 BR green MK1 SK second corridor in lights (Hor) ..... £33.80  
R4650 BR Gresley Suburban Third Class Brake Coach, Maroon (Hor) ..... £37.27

R4675 BR Gresley Suburban Third Class Coach, Maroon (Hor) ..... £37.27

39-577 BR Hawksworth Auto Trailer Crimson (Bac) NEW ..... £58.61

39-575 BR Hawksworth Auto Trailer Crimson & Cream (Bac) NEW ..... £58.61

**NEW**

39-576 BR Hawksworth Auto Trailer Maroon (Bac) NEW ..... £58.61

R4621 BR maroon Mk1 TSO tourist second open (Hor) (list £24.99) ..... £19

39-521 BR Mk1 BSP Pullman bar 2nd coach in blue/grey (with lighting) (Bac) (list £48.95) BARGAIN ..... £24

39-126B BR Mk1 CK Composite Corridor Maroon Weathered (Bac) ..... £33.96

39-291A BR Mk1 FP Pullman parlour 1st coach in blue grey (with lighting) (Bac) (list £48.95) BARGAIN ..... £24

39-274A BR Mk1 GUV InterCity Motorail Blue & Grey - Weathered - NXA E30736 (Bac) (list £39.95) BARGAIN ..... £21

39-274A Pack of 4 (Bac) (list £159.80) BARGAIN ..... £80  
R4646 BR Mk1 Parcels Coach Express Parcels (Hor) ..... £23.14

39-301A BR Mk1 SK Pullman Second Kitchen Grey & Blue (With Lighting) (Bac) (list £48.95) ..... £24

39-500 BR Mk1 SLF Sleeper Car in maroon (Bac) ..... £36.50  
39-500 Pack of 4 (Bac) (list £171.80) BARGAIN ..... £136

39-311A BR Mk1 SP Pullman Second Parlour Grey & Blue (With Lighting) (Bac) (list £48.95) BARGAIN ..... £26

39-200C BR Mk1 Super BG Full Brake HES - Weathered (Bac) (list £39.95) BARGAIN ..... £18  
R4611A BR MK2E First Class Open Coach, BR Blue & Grey, Working Lights (Hor) ..... £27.77  
R4612A BR MK2E Standard Open Brake Coach, BR Blue & Grey, Working Lights (Hor) ..... £27.77  
R4616A BR MK2E Standard Open Coach (Hor) ..... £23.14

R4658 BR Non-Corridor 57' Composite Coach (Hor) ..... £37.27

R4678 BR Non-Corridor 57' Third Class Brake Coach (Hor) ..... £37.27  
R4678A BR Non-Corridor 57' Third Class Brake Coach (Hor) ..... £37.27

R4659 BR Non-Corridor 57' Third Class Coach (Hor) ..... £37.27

R4651 BR Thompson Suburban (Lavatory) Composite Coach, Maroon (Hor) ..... £37.27  
R4653 BR Thompson Suburban Third Class Brake Coach, Maroon (Hor) ..... £37.27  
R4652 BR Thompson Suburban Third Class Coach, Maroon (Hor) ..... £37.27  
34-081A Collett 60ft 1st/2nd composite BR crimson & cream (Bac) £24.61  
34-131A Collett 60ft 1st/2nd composite BR crimson & cream (Bac) NEW ..... £24.61

34-078 Collett 60ft 1st/3rd brake composite in GWR chocolate & cream (Bac) ..... £24.61

34-128 Collett 60ft 1st/3rd composite in GWR chocolate & cream (Bac) £24.61  
34-056A Collett 60ft 2nd class corridor in BR crimson & cream (Bac) ..... £24.61

34-053 Collett 60ft 3rd class corridor in GWR chocolate & cream (Bac) ..... £24.61

39-528 Ex-Southern CCT Covered Carriage Truck BR Blue (Bac) ..... £24.61

R4538A Ex-SR Unconverted open 2nd class coach in BR green (Hor) ..... £37  
R4370D F&W MK2 Standard Open Coach (Hor) ..... £26.38  
R4370D First Great Western MK3 Standard Open Coach (Hor) ..... £26.38  
R4522B Gresley (Non Vestibuled) suburban 3rd class brake BR Crimson (Hor) ..... £37.30  
R4592 InterCity 125 Executive MK3 buffet (Hor) ..... £26.40

R4631 InterCity 125 Executive MK3 TF first class (Hor) ..... £26.40

R4617 InterCity MK2E FO first open (Hor) ..... £23.10  
R4616 InterCity MK2E TSO tourist second open (Hor) ..... £23.10



Prices valid until 13/01/16

Orders received after this date for products that have increased in price will be given a refund

39-460 LMS 57 ft Portfolio Corridor Brake 3rd BR crimson & cream (Bac) £33.96  
 39-465 LMS 57 ft Portfolio Corridor Composite BR crimson & cream (Bac) £33.96  
 R4656 LMS Non-Corridor 57' Composite Coach (Hor) £37.27



R4677A LMS Non-Corridor 57' Third Class Brake Coach (Hor) £37.27  
 R4657 LMS Non-Corridor 57' Third Class Coach (Hor) £37.27  
 R4352 Mk1 BSK brake corridor second BR maroon. New tooling for 2013 (Hor) £17  
 R4351 Mk1 SK corridor second in BR maroon. New tooling for 2013 (Hor) £17  
 R4664 Pullman First Class Parlour Car - K-Type Pullman Car (Hor) £46.29  
 R4660 Pullman Third Class Kitchen Car - K-Type Pullman Car (Hor) £46.29  
 R4661 Pullman Third Class Parlour Car - K-Type Pullman Car (Hor) £46.29



39-525 Southern PLV Passenger Luggage Van Southern Railway Green (Bac) £24.61

### Wagons

R6676 LMS Horse Box '42513' (Hor) £18.51  
 39-502 Convoys covered hopper British Industrial Sand baute & black (Bac) £18.28  
 39-502 Pack of 4 (Bac) (list £91.80) BARGAIN £66  
 39-502 Megapack of 8 (Bac) (list £183.60) BARGAIN £126  
 37-479 1 plank wagon in BR baute (Late) (Bac) £8.46  
 38-115 100 ton TEA bogie tank wagon in Fina - weathered (Bac) £36.51



38-030B Pack of 4 100 tonne HHA bogie hopper wagon in Freightliner Heavy Haul sliding end door (Bac) (list £159.80) BARGAIN £135.83  
 38-008B Single (Bac) £39.96  
 38-700 12 Ton Pipe Wagon BR Baute (Early) (Bac) £17.81  
 37-904 12 ton plank shock absorbing van plank ends GWR grey (Bac) £13.56  
 38-452A 13 ton Hyft steel open wagon with sheet & higher in BR baute (late) (Bac) NEW £15.26  
 38-450A 13 ton Hyft steel open wagon in BR baute (early) (Bac) NEW £15.26  
 37-454A 14 Ton Tank Wagon 'Rusuk' (Bac) (list £15.95) BARGAIN £9  
 37-454A Pack of 4 (Bac) (list £53.80) BARGAIN £34  
 37-426C 16 Ton slope side mineral wagon pressed side door in MOT brown (Bac) (list £12.95) BARGAIN £7



37-253B 16 ton steel mineral wagon without top flap doors in BR grey - weathered (Bac) £12.71  
 37-370 20 Ton Brake Van BR Baute (Late) - Weathered (Bac) £20.83  
 37-531 20 ton brake van in BR baute - weathered (Bac) £20.83  
 4F-038-102 20T Steel Mineral West Midland Joint Electric (Dap) NEW £10  
 38-502 21 Ton Grain Hopper BR Baute (Late) (Bac) £19.51  
 38-401 21 Ton Grain Hopper BR Grey (TOPS) (Bac) £19.51  
 38-145 29 ton VDA sliding door box van in BR baute - weathered (Bac) £21.21  
 38-146 29 ton VDA sliding door box van BR Civil Link - weathered (Bac) £21.21  
 38-144 29 ton VDA sliding door box van BR Railfreight - weathered (Bac) £21.21  
 38-042A 31 tonne OBA open wagon in BR Plasmor Blackright (Bac) £18.66



38-044 31 tonne OBA open wagon in BR Railfreight brown (Bac) £18.66  
 38-041B 31 tonne OBA open wagon in Railfreight (Bac) £18.66  
 38-041B Pack of 4 (Bac) (list £37.80) BARGAIN £60  
 38-041B Megapack of 8 (Bac) (list £175.60) BARGAIN £160  
 38-045 31 tonne ZBA Base open wagon in BR brown (Bac) £18.66  
 38-020A 46 Tonne GWR CEA covered hopper wagon EWS - weathered (Bac) £15.68  
 38-020A Pack of 4 (Bac) (list £73.80) BARGAIN £58  
 38-020A Megapack of 8 (Bac) (list £147.60) BARGAIN £110



37-603A Megapack of 8 46 Tonne glw VGA sliding wall van in EWS - weathered (Bac) (list £175.60) BARGAIN £122  
 37-603A Single (Bac) (list £21.95) BARGAIN £16  
 37-603A Pack of 4 (Bac) (list £87.80) BARGAIN £62  
 4F-052-011 5 Plank F H Watts & Co 9 Ft Wheelbase (Dap) NEW £10  
 4F-052-012 5 Plank F H Watts & Co 9 Ft Wheelbase - weathered (Dap) NEW £11  
 4F-051-041 5 Plank SR 27344 Weathered (Dap) NEW £9.20  
 4F-051-042 5 Plank SR 27344 Weathered (Dap) NEW £9.20  
 37-064 5 plank wagon wooden floor in Fandon (Bac) (list £12.95) BARGAIN £8  
 37-064 Pack of 4 (Bac) (list £51.80) BARGAIN £30  
 4F-071-009 7 Plank GWR 05562 Weathered (Dap) NEW £9.20  
 4F-071-010 7 Plank GWR 05562 Weathered (Dap) NEW £10.10  
 37-162 8 plank end door wagon 'R. W. Hill & Son' (Bac) (list £14.95) BARGAIN £8  
 37-162 Pack of 4 (Bac) (list £59.80) BARGAIN £30



37-163 Pack of 4 8 plank end door wagon in 'William Harrison' (Bac) (list £59.80) BARGAIN £30  
 37-163 Single (Bac) (list £14.95) BARGAIN £8  
 4F-080-116 6 Plank Laporte 57 (Dap) NEW £9.80  
 4F-080-117 6 Plank Laporte 57 Weathered (Dap) NEW £10.80



38-151B\* Megapack of 8 80 Tonne glw BDA bogie bolster wagon in Railfreight (Bac) (list £191.60) BARGAIN £106  
 38-151B\* Single (Bac) (list £23.95) BARGAIN £14  
 38-151B\* Pack of 4 (Bac) (list £95.80) BARGAIN £54  
 4F-090-104 9 Plank Gas Light and Coke 763 (Dap) NEW £9.80  
 4F-090-105 9 Plank Gas Light and Coke 763 Weathered (Dap) NEW £10.80  
 4F-016-102 Banana Van Gwent B882120 (Dap) NEW £9.40  
 4F-016-103 Banana Van Gwent B882120 Weathered (Dap) NEW £10.40  
 R6473 BR Brown mineral wagon x3 (Railroad Range) (Hor) (list £17.49) BARGAIN £12  
 38-427 Bulk grain bogie hopper in 'Traffic Services Limited' (Bac) £46.71  
 38-427 Pack of 4 (Bac) (list £239.80) BARGAIN £172  
 38-427 Megapack of 8 (Bac) (list £479.60) BARGAIN £350



38-350A Pack of 4 BZA steel carrier steel coils in EWS (Bac) (list £103.80) BARGAIN £52  
 38-350A Single (Bac) (list £25.95) BARGAIN £14



37-951B Pack of 4 Conflat wagon in BR bauxite BD container in BR crimson B709076 (Bac) (list £53.80) BARGAIN £54.23  
 37-951B Single (Bac) £13.56  
 4F-044-001 Fresh Container Twin Pack OO Filner 640707 & 640708 (Dap) £31  
 38-347A FNA nuclear flask wagon sloping floor & oval buffers in standard Buff - Plank 43 (Bac) (list £29.95) BARGAIN £19



37-314 Pack of 4 Intermodal bogie wagon 2 x 45ft containers in Salfmarine (Bac) (list £199.80) BARGAIN £108  
 37-314 Single (Bac) (list £49.95) BARGAIN £29  
 38-290A IPA twin double dock car transporter STVA and - weathered (Bac) £42.46



38-212A Pack of 4 JJA auto ballaster in Railtrack curved top profile (4 per rake each Generator wagon) (Bac) (list £199.80) BARGAIN £160  
 38-212A Single (Bac) £42.46  
 38-200A JPA bogie convert hopper 'VIG - Lallargo Cement' (Bac) (list £35.95) BARGAIN £22  
 38-200A Pack of 4 (Bac) (list £143.80) BARGAIN £85  
 38-200A Megapack of 8 (Bac) (list £287.60) BARGAIN £166  
 B910C KGA/KTA Pocket wagon & container (Dap) NEW £25.25



38-242\* Megapack of 8 MBA Megabox high-sided bogie box wagon in EWS - weathered (without buffers) (Bac) (list £216) BARGAIN £182  
 38-242\* Single (Bac) (list £27) BARGAIN £7  
 38-242\* Pack of 4 (Bac) (list £108) BARGAIN £28



38-052 MTA open box ballast wagon in EWS (Bac) NEW £16.11  
 37-983 Pack of 2 Conflat wagons in BR baute (Bac) £25.46



37-672 Pack of 3 14 Ton tank wagons in British Tar - weathered (Bac) (list £46.95) BARGAIN £28



37-671 Pack of 3 14 Ton tank wagons in Fina - weathered (Bac) (list £46.95) BARGAIN £28  
 37-236 Pack of 3 16 ton steel mineral wagons NCB top flap doors - weathered (Bac) £33.96  
 4F-011-013 Ventilator Van LMS Fruit Van 51124 (Dap) NEW £9.40  
 4F-011-014 Ventilator Van LMS Fruit Van 511254 Weathered (Dap) NEW £10.30



38-059 ZDA Bass dropside open wagon in BR grey & yellow - weathered (Bac) NEW £19.51



36-554 21-pin 3-function 2-sided 1A decoder back EMF for slow running (Bac) £12



DCR-21PIN-Direct Box of 10 21-pin 4-function 1.1Amp direct plug decoder back EMF (Hat) £110  
 DCR-21PIN-Direct Single (Hat) £12  
 DCR-21PIN-Direct Box of 5 (Hat) £57



36-557 Pack of 5 21-pin E-Z Command 4-function 1A decoder back EMF (Bac) (list £92.50) BARGAIN £70  
 36-557 Single (Bac) £14.50  
 X9659 4-pin decoder for some train set locos and Santinels (Hor) £10  
 BPDC027 8 & 21-pin 4-function 1A (1.8A peak) small OMNI decoder (measures 23x 27x 10d mm) x5 (Gau) £71



R8249 Box of 6 8-pin 4-function 2-sided 0.5A (1A peak) decoder (Hor) £76



DCR-8PIN-Direct Box of 10 8-pin compact direct 4-function 1.1Amp decoder back EMF (Hat) £105  
 DCR-8PIN-Direct Single (Hat) £13  
 DCR-8PIN-Direct Box of 5 (Hat) £59  
 BPDC029 OMNI 8 Pin Direct Plug Decoder (5 Pack) (Gau) £88



R8249 DCC accessory decoder (for points and motors) (Hor) £32



R8213 DCC select unit (boxed) (Hor) £90



R8312 e-LINK Module, Railmaster Software & 1 Amp Transformer (PC/Laptop Required) (Hor) £68



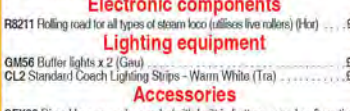
36-504 EZ Command Dynamis Ultima DCC system (Bac) £250.71



R8239 Power and Signal Booster - can be used any DCC controlled system (Hor) £74



R8014 Mark 2 Point Motor (Hor) £7



R8243 Surface Mounted point motor (Hor) £7

R044 Passing contact lever frame switch (for point motors) (Hor) £9

R8211 Flooding road for all types of steam loco (utilises live rails) (Hor) £48

GM56 Buffer lights x2 (Gau) £10

CL2 Standard Coach Lighting Strips - Warm White (Tra) £17

SFX20 Diesel loco sound capsule (with built in battery, speaker & motion detector) (Tra) £37

SFX10 Steam loco sound capsule (with built battery, speaker & motion detector) (Tra) £37

### Spares

36-026 10 x Mk2 Couplings mini type - long (Bac) £4.68  
 SL-111 Finescale insulated rail joiners/fishplates (Code 70, 75 & 83) for OO & HO gauge - Pack of 12 (Pec) £2  
 SL-110 Finescale rail joiners/fishplates (for code 70, 75 & 83) for OO & HO gauge - Pack of 24 (Pec) £2  
 SL-11 Insulated rail joiners/fishplates (for OO HO & O gauge code 100 rails incl. Hornby, Peco & Peco Streamline) - Pack of 12 (Pec) £2  
 GM50 Locomotive wheel cleaner (Gau) £24

### RAIL JOINERS

HO OO, 75 100 163

SL-10 Metal rail joiners/fishplates (for code 100 rails inc Hornby, Peco & Peco Streamline). For OO, HO & O gauge - Pack of 24 (Pec) £2.50

36-030 Mk2 Couplings NEM shaft (straight) pocket x 10 (Bac) £6

TT4561 Tidy Track Photo Wheel Cleaner OO/HO Gauge (Woo) £21.75

### Wheel sets

R8218 14.1 mm coach wheels (pack of 10) (Hor) £5  
 R8284 14.1mm 2 hole coach wheels (pack of 10) (Hor) £5  
 R8086 Metal disc wheels on axles (10 axles) (Hor) £5.50  
 R8089 Metal spoked wheels on axles (10 axles) (Hor) £5

### Man-made scenic structure - railway-related



89121 21.5 metre (90ft) Motorised turntable - ready for installation. Upgraded 89111. For HO/OO scales. DCC ready (Heli) £199



LK-55 76ft Well type turntable (Pec) £38



R083 Box of 6 Buffer Stop (Hor) £8

R083 Single (Hor) £1.40



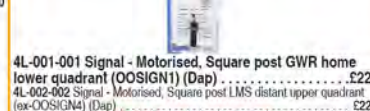
R070 Electrically Operated Turntable (Hor) £59

44-129 Fuel Storage Tank (110 x 55 x 60mm) (Bac) £25.46  
 LK-85 Line-side Flexible Field Fencing (1000mm) (Pec) NEW £3.50  
 LK-86 Line-side Gates & Slides (2 fold gates, 2 slides, 1 wicket gate) (Pec) NEW £3  
 SL-43 1000 LIT and storage unit (Bac) £11  
 44-508 Motive Power Depot Accessories (Bac) (list £15.45) BARGAIN £9.50  
 OOCAT1 Overhead Mk3 High Speed Catenary Single Mast (Pack of 10) - 5 long arm and 5 short arm easy-fit mounting system (Dap) £8  
 R514 Platform Canopy x2 (Hor) £12  
 LK-82 Platform Edging, Concrete Type (Height 20mm) (Pec) £4  
 SL-40 Rail built buffer stop (Pec) £1.50  
 R460 Straight Platform (Hor) £3.50

### Signals

R408 Colour Light Signal (Hor) £19

R169 Home Junction signal (Hor) £10

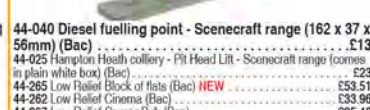


4L-001-001 Signal - Motorised, Square post GWR home lower quadrant (COSIGN1) (Dap) £22  
 4L-002 Signal - Motorised, Square post LMS distant upper quadrant (ex-COSIGN4) (Dap) £22

### Buildings - general

R9810 Skeladale Corned Grain in Workshop (Hor) £26.84

44-0047 Corner Florist (Bac) NEW £29.71



44-025 Hargrave Health colliery - Pit Head LIT - Scenecraft range (comes in plain white box) (Bac) £23

44-265 Low Relief Block of flats (Bac) NEW £33.51

44-262 Low Relief Cinema (Bac) £33.96

44-267 Low Relief Corner Pub (Bac) £25.46

P0274 Low relief terrace house fronts - red brick (128w x 73d x 125h mm) (Met) £10

44-246 Low relief terraces (120 x 19 x 104mm) (Bac) £22.91

P0261 Pair of red brick terraced houses (Card Kit) (Met) £8

44-0005 Portable office (96 x 42 x 34mm) (Bac) £16.96



44-0027 Rural Bus Depot (Bac) NEW £50.96

R8625 Skeladale Railway Stores (Hor) £18

P0283 Small factory kit (Met) £12

44-0045 Suburban Station (Bac) NEW £46.71

P0282 Warehouse - low relief or stand-alone (Met) £12

44-016 Fuel Storage Tanks (Bac) £33.96

44-145 Highway Station Cattle Dock (106 x 44 x 40mm) (Bac) BARGAIN £20

44-582 Metal fencing (Bac) £8.46

44-539 Platform Tractor Unit (Bac) £12







## Want it DCC fitted?

www.ehattons.com/dccfitting

for more details

NEW

372-388 Class A2 4-6-2 60532 'Blue Peter' BR lined green late crest (Gra) NEW ..... £135.96

372-386 Class A2 4-6-2 60537 'Bachelors Button' BR Brunswick green early emblem (Gra) ..... £135.96  
ND1293 Class A3 steam loco 2744 'Grand Parade' LNER apple green (Dap) £99  
28-008-004 Class A4 steam loco 60022 'Mallard' in BR dark blue early crest & double chimney (Dap) NEW ..... £105  
28-008-004 Class A4 steam loco 60022 'Mallard' in BR dark blue early crest & double chimney. DCC fitted (Dap) NEW ..... £123

NEW

28-008-005 Class A4 steam loco 60022 'Mallard' in BR green early crest &amp; double chimney (Dap) NEW ..... £105

NEW

28-008-005D Class A4 steam loco 60022 'Mallard' in BR green early crest & double chimney. DCC fitted (Dap) NEW ..... £123  
28-008-007 Class A4 steam loco 60022 'Seagull' in BR green early crest & double chimney (Dap) NEW ..... £105  
28-008-007D Class A4 steam loco 60022 'Seagull' in BR green early crest & double chimney. DCC fitted (Dap) NEW ..... £123  
28-008-008 Class A4 steam loco 60029 'Woodcock' BR green late crest (Dap) NEW ..... £105  
28-008-008D Class A4 steam loco 60029 'Woodcock' in BR green late crest. DCC fitted (Dap) NEW ..... £123  
372-079 Class B1 4-6-0 1040 'Rooder' in LNER lined black (Gra) ..... £110.46  
28-020-003 Class B17 4-6-0 1671 'Royal Sovereign' LNER apple green (Dap) ..... £100.51  
28-020-001 Class B17 4-6-0 2884 'Liverpool' in LNER wartime black (Dap) £94  
28-020-001D Class B17 4-6-0 2884 'Liverpool' LNER wartime black. DCC fitted (Dap) ..... £110  
28-020-002D Class B17 4-6-0 61664 'Liverpool' in BR green early emblem. DCC fitted (Dap) ..... £110  
372-400 Class J39 0-6-0 1856 LNER Lined Black flat sided tender (Gra) £80.71372-932 Class N 2-6-0 31811 in BR black late crest (Gra) £106.21  
372-931 Class N 2-6-0 31844 in BR black early emblem (Gra) ..... £106.21  
372-933 N Class 2-6-0 810 in SECR grey (Gra) ..... £106.21  
372-186 Princess Coronation Class 4-6-2 46226 'Duchess of Norfolk' in BR Express Passenger blue early emblem (Gra) ..... £127.46  
372-185 Princess Coronation Class 4-6-2 46236 'City of Bradford' in BR black early emblem (Gra) ..... £127.46  
372-654 Standard Class 4MT 2-6-0 70063 BR lined black late crest (Gra) £110.46

BARGAIN

372-427 Class WD Austerity 2-8-0 90201 in BR black late crest - weathered (Gra) (list £144.95) ..... BARGAIN ..... £89  
372-933 N Class 2-6-0 810 in SECR grey (Gra) ..... £106.21  
372-186 Princess Coronation Class 4-6-2 46226 'Duchess of Norfolk' in BR Express Passenger blue early emblem (Gra) ..... £127.46  
372-185 Princess Coronation Class 4-6-2 46236 'City of Bradford' in BR black early emblem (Gra) ..... £127.46  
372-654 Standard Class 4MT 2-6-0 70063 BR lined black late crest (Gra) £110.46

Train packs

370-500 Cumbrian Mountain Express Train Pack  
Coronation Class 46229 'Duchess of Hamilton' in BR maroon late crest, 3 x Mk1 coaches in blue/grey & Scenecraft 'Ais Gill' signal box (Gra) ..... £131.71

370-300 Landship Train Train Pack Class 4F 3848 in Midland Railway black, 3 x bogie bolster wagons in olive green &amp; 3 x Mk1 tanks under tarpaulins (Gra) ..... £89.21

370-400 Longmoor Military Railway Train Pack WD Austerity Class No.400 'Sir Guy Williams' &amp; 3 x Mk1 suburban brake end coaches in LMR blue (Gra) ..... £118.96

Diesel locos

NEW

371-015C Class 08 08672 in BR blue wasp stripes (Gra) NEW ..... £76.46

371-021A Class 08 08675 in BR green late crest (Gra) NEW ..... £76.46  
2D-015-001 Class 122 diesel railcar W55000 BR green speed whiskers (Dap) £98  
2D-015-001D Class 122 diesel railcar W55000 in BR green speed whiskers. DCC fitted (Dap) ..... £114  
372-953 Class 14 diesel D6326 BR green wasp stripes - weathered (Gra) £72.08  
371-034 Class 20 diesel 20132 in BR Railfreight Red Stripes (Gra) ..... £89.21  
371-033 Class 20 diesel D8011 BR green small yellow panel - weathered (Gra) ..... £97.71  
2D-012-009 Class 22 diesel loco D6316 in BR green small yellow panels & disc headstocks (Dap) ..... £111  
ND145G Class 26 diesel 29040 BR blue discs, snowploughs & stag emblem (Dap) ..... £85  
2D-013-001 Class 27 diesel loco D5401 BR green small yellow panels (Dap) ..... £82371-112 Class 31 diesel 31173 in BR blue full yellow ends (Gra) ..... £100.26  
371-110 Class 31 diesel 3828 in BR green full yellow ends (Gra) ..... £100.26  
371-111 Class 31 diesel D2590 in BR green small yellow panels (Gra) ..... £100.262D-018-003 Class 35 Hymek D7013 in BR green (Dap) £79  
2D-018-004 Class 35 Hymek D7024 in BR green - weathered (Dap) ..... £85  
2D-018-004D Class 35 Hymek D7024 BR green - weathered. DCC fitted (Dap) ..... £103  
2D-018-001 Class 35 Hymek D7061 in BR blue full yellow ends (Dap) £79  
371-455 Class 37 diesel 37251 in BR blue, weathered (Gra) ..... £106.21  
371-456 Class 37 diesel 37133 in Engineers Dutch (Gra) ..... £101.96  
371-165 Class 37/4 diesel 37406 'The Saltire Society' in Railfreight Distribution (Gra) ..... £89.21  
371-168 Class 37/5 diesel 37506 Railfreight Red Stripes (Gra) ..... £89.21  
371-167 Class 37/5 diesel 37514 in Railfreight Metal Sector (Gra) ..... £89.21371-828B Class 47/0 diesel 47096 in BR blue (Gra) £101.96  
371-828B Class 47/0 diesel D1572 BR green small yellow panel (Gra) ..... £101.96  
372-246 Class 47/7 diesel 47713 'Haymarket' BR Network South East (Gra) ..... £101.96  
371-287 Class 55 diesel 'Deltic' 55005 'The Prince of Wales' Own Regiment of Yorkshire' in BR blue (Gra) ..... £93.46371-286 Class 55 diesel 'Deltic' D9002 'The King's Own Yorkshire Light Infantry' in BR green half yellow ends (Gra) £93.46  
2D-004-006 Class 56 diesel 56070 in BR blue (Doncaster bull) (Dap) ..... £101  
371-657 Class 57 diesel 57309 'Pride of Cleeve' in DRS Compass (Gra) ..... £93.46  
371-656 Class 57 diesel 57312 in Network Rail yellow (Gra) ..... £101  
371-384 Class 66 diesel 66209 in EWS - weathered (Gra) ..... £99.41  
371-385 Class 66 diesel 66540 in Freightliner (Gra) ..... £99.21  
2D-007-002D Class 66 diesel loco 66504 in Freightliner powerhaul green. DCC fitted (Dap) ..... £95  
371-396 Class 66/9 diesel 66731 'InterhubGB' in GBR (Gra) ..... £89.21  
ND1011 Class 67 diesel 67024 EWS (Dap) ..... £84  
371-638 Class 70 Powerhaul diesel 70003 Freightliner (Gra) (list £119.95) ..... BARGAIN ..... £82.50

371-635 Class 70 Powerhaul diesel 70006 Freightliner (Gra) (list £119.95) ..... BARGAIN ..... £82.50

Electric locos

ND099d Class 86 Bo-Bo Electric 86425 in Rail Express Systems Livery (Dap) (list £104.95) ..... BARGAIN ..... £87  
ND099p Class 86 Bo-Bo Electric 86806 Freightliner light grey (Dap) (list £117.89) ..... BARGAIN ..... £69  
ND147 Class 86 Twin pack Network Rail 86901 & 86902 (1x powered loco 1x dummy loco) (Dap) (list £124.95) ..... BARGAIN ..... £69  
371-802 Class 91 electric 91201 'Archbishop Thomas Cranmer' DVT GNER (Gra) (list £114.40) ..... BARGAIN ..... £49

HSTs

2D-019-001 Class 43 HST Book Set in BR blue & grey - W43047, W43046 & two Mk3 coaches (coach numbers are W41047 and W42068) (Dap) ..... £135  
2D-019-003 Class 43 HST Book Set in Intercity Executive - W43126, W43125 & two Mk3 coaches (Dap) ..... £1352D-019-004 Class 43 HST Book Set in Intercity Swallow - 43075, 43106 & two Mk3 coaches (Dap) ..... £135  
ND122d Class 43 HST Book Set in Virgin Trains 43084 & 43104 (Dap) ..... £135

DMUs

371-511 Class 101 3-car DMU in BR blue & grey (Gra) ..... £118.96  
2D-009-002 Class 121 single car DMU 'Bubble car' 55032 in BR blue/grey (Dap) ..... £90

2D-009-000 Class 121 single car DMU 'Bubble car' W55022 in BR green small yellow warning panel (Dap) ..... £90

2D-009-001 Class 121 single car DMU 'Bubble car' W55027 in BR green speed whiskers (Dap) ..... £90  
2D-009-100 Class 121 single car DMU 'Bubble car' W55026 in BR green small yellow warning panel (Unpowered Dummy) (Dap) ..... £402D-021-002 Class 156 2 car DMU 156419 in Provincial (Dap) ..... £95  
2D-021-001 Class 156 2 car DMU 156508 Strathclyde Passenger Transport (Dap) ..... £95  
371-558 Class 156 2 car DMU 156871 ScotRail (Gra) (list £144.95) ..... BARGAIN ..... £89

371-433 Class 170/4 3 car DMU 170434 in First ScotRail (Gra) (list £164.95) ..... BARGAIN ..... £100

371-741\* Class 251 Blue Pullman 6 car Midland set in Nanking blue full yellow ends. (Gra) (list £269.95) ..... BARGAIN ..... £171

371-702 Class 350/1 Desiro 4 car EMU 350 101 in London Midland (Gra) (list £169.95) ..... BARGAIN ..... £99  
371-700\* Class 350/1 Desiro 4-car EMU 350 111 Apollo in unbranded Silverlink (Gra) (list £169.95) ..... BARGAIN ..... £99

371-701 Class 350/2 Desiro 4-car EMU 350 238 in London Midland (Gra) (list £169.95) ..... BARGAIN ..... £99

372-677 Class 411 4 CEP 4 car EMU in BR blue &amp; grey (Gra) ..... £137.02

370-140 The Steel Worker Class 08 D3406 in BR green &amp; 3 x 24-Ton ore hopper wagons (Gra) ..... £93.46

Train sets - analogue

370-140 The Steel Worker Class 08 D3406 in BR green &amp; 3 x 24-Ton ore hopper wagons (Gra) ..... £93.46

Train sets - DCC

Cornish Riviera Express  
370-070 Cornish Riviera Class 42 D829 in BR green and BR Mk1 BCK & SO coaches in chocolate & cream (Gra) ..... £157.21Counterside Coal  
370-080 Counterside Coal Digital Set Class 3F Jinty No.23 in SDJR blue, Midland brake van, 7-plank wagon & 5-plank wagon (Gra) ..... £140.21  
NDIESEL2 DCC train set Class 56 in Loadhaul, 3 x Telescopic steel wagons, GaugeMASTER DCC23 decoder fitted (Dap) ..... £232

Coaches

374-188C BR Mk1 BSK Brake Second Corridor Blue & Grey (Gra) NEW ..... £24.61  
374-185C BR Mk1 BSK Brake Second Corridor Crimson & Cream (Gra) NEW ..... £24.61  
374-134 BR Mk1 GUV Blue Motorail (Gra) ..... £24.61  
374-682 BR Mk2A BSO Brake Second Open Network South East (Gra) ..... £24.61  
2P-011-072 Gresley BR Maroon 2nd Class E12006E (Dap) ..... £20  
2P-011-071 Gresley BR Maroon 2nd Class E12043E (Dap) ..... £20  
2P-011-271 Gresley BR Maroon Brake E10072E (Dap) ..... £20  
2P-011-272 Gresley BR Maroon Brake E10076E (Dap) ..... £20  
2P-011-371 Gresley BR Maroon Buffet E9039E (Dap) ..... £20  
2P-011-102 Gresley Teak 1st Class 31869 (Dap) ..... £19.502P-003-002 GWR B Set Coach Twin Pack GWR Shireburn (Dap) ..... £20  
374-535 Hawksworth 3rd Class Corridor BR Crimson & Cream (Gra) ..... £25.46  
374-536 Hawksworth 3rd Class Corridor GWR Chocolate & Cream (Gra) ..... £25.463745101 Hawksworth Boko 3rd Class Corridor BR Crimson & Cream (Gra) ..... £25.46  
374-560 Hawksworth Corridor 1st/3rd Composite BR Crimson & Cream (Gra) ..... £25.46  
374-561 Hawksworth Corridor 1st/3rd Composite GWR Chocolate & Cream (Gra) ..... £25.46  
374-585 Hawksworth Full Brake BR Crimson & Cream (Gra) ..... £25.46  
2P-005-230 Mk3 Intercity 2nd Class #42202 HST (Dap) ..... £18  
374-955A Mk1 BCK Brake Corridor Composite Blue & Grey (Gra) ..... £20.83

NEW

374-187C Mk1 BSK Brake Second Corridor Maroon  
Weathered (Gra) NEW ..... £25.46  
374-162 Mk1 FK first corridor in green (Gra) (list £28.95) BARGAIN ..... £14  
CM002 Mk3 book set 4 coaches in blue/grey buffers (Dap) ..... £11  
NPE008 Plecton Elite Stagecoach Coaster (Dap) NEW ..... £7

Wagons

373-882 14 Ton Tank Wagon 'ICI' Maroon (Gra) NEW ..... £13.56  
373-680 14 Ton Tank Wagon Lagon Filler 'Max Lamp Oil' (Gra) NEW ..... £13.56  
372-528 20 Ton Brake Van in BR bauxite (late) - weathered (Gra) ..... £16.11377-826A 20 Ton Presflo Bulk Powder Wagon 'Crown Cement' Bauxite (Gra) (list £17.95) ..... BARGAIN ..... £8  
2F-034-035 21T Hopper NE 193265 (Dap) NEW ..... £9.10  
372-276 27 Ton Steel Tanker Wagon MSV in BR bauxite (Gra) NEW ..... £11.86  
2F-031-008 6 Wheel Milk Tanker Express Dairy (Silver) (Dap) ..... £9  
2F-011-030 7 Plank BR P238835 (Dap) NEW ..... £9  
2F-011-031 7 Plank BR P238835 Weathered (Dap) NEW ..... £10  
377-600A 80 Tonne glw BDA Bogie Bolster Wagon Loadhaul (Gra) (list £24.95) ..... BARGAIN ..... £15  
NR-305 CDA china clay hopper wagon in silver & blue 'ECC' (Pec) ..... £14  
377-900 FNA Nuclear Flask Wagon Flat Floor & Round Buffers - Flask 14 (Gra) (list £29.95) ..... BARGAIN ..... £17377-802 FNA Nuclear Flask Wagon Sloping Floor & Oval Buffers - Flask 38 (Gra) (list £29.95) ..... BARGAIN ..... £15  
2F-053-002 Magafret Wagon (3368 4943 055) + 2 Stobart Rail Containers (Dap) ..... £25  
2F-053-003 Magafret Wagon (3368 4943 061) + 2 Less Co2 Containers - weathered (Dap) ..... £30  
2F-053-001 Magafret Wagon (3368 4943 076) + 2 Less Co2 Containers (Dap) ..... £25377-235A Triple Pack of 16 Ton Steel Mineral Wagons in BR grey - weathered (Gra) ..... £36.51  
377-279 Triple Pack of Steel Tippler Wagons in BR grey 'Iron Ore' - weathered (Gra) NEW ..... £36.51  
373-785 Triple pack TTA 45 Tonne tank wagon - weathered (Gra) ..... £30.56

DCC decoders

DCC23 6-pin 2-function 1A (2A peak) decoder (suitable for N gauge) (Gau) ..... £24

36-558A 6-pin 2-function decoder (suitable for OO &amp; N gauge locos and use on analogue track) (Bac) ..... £15.26

Lighting equipment

NC040a Light Bar coach lighting unit for modern coaches/multiple units (Class 156/MkIII Plug&amp;Play) (Dap) ..... £8

Spares

SL-311 Insulated Flat Joiners/Fishplates for N & 009 gauge (12 per pack) (Pec) ..... £1.50  
2A-000-011 Magnetic couplings - short arm - 5 pairs (Dap) ..... £18  
2A-000-008 Magnetic NEM couplers - medium arm (ex-NSPARE) - 5 pairs (Dap) ..... £17SL-310 Rail Joiners/Fishplates for N & 009 gauge (24 per pack) (Pec) ..... £2  
TT4560 Tidy Track Roto Wheel Cleaner N Gauge (Woo) ..... £18.25

Man-made scenic structure - railway-related

SL-340 Buffer Stop Rail Built Type (Pec) ..... £1.50  
NB-55 Turntable Kit, w/alt type, deck length 151mm (Pec) ..... £13

Signals

2L-001-001 Signal - Motorised, GWR home lower quadrant (ex-NSIGN) (Dap) ..... £22  
2L-002-001 Signal - Motorised, LMS home upper quadrant (ex-NSPAR) (Dap) ..... £22

Trees


GM127 Spring/Summer Trees (10) (Gau) NEW ..... £7  
Track - Code 80 Setrack  
ST-8 2 setrack buffer stops (Pec) ..... £1.50ST-11 Double straight track (Pec) ..... £1.50  
ST-19 N Setrack No. 4 radius double curve (Pec) ..... £2.50  
ST-17 N Setrack No.3 radius double curve (8 form a circle) ..... £2  
288.5mm/11.75' radius curve (Pec) ..... £1.50  
ST-12 No.1 radius double curve (Pec) ..... £1.50  
ST-15 No.2 radius double curve (Pec) ..... £1.50



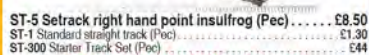
Visit

[www.ehattons.com/new](http://www.ehattons.com/new)

for new releases



ST-6 Setrack left hand point insulfrog (Pec) ..... £8.50



ST-5 Setrack right hand point insulfrog (Pec) ..... £8.50

ST-1 Standard straight track (Pec) ..... £1.30

ST-300 Starter Track Set (Pec) ..... £44

Track - Code 80 Streamline



SL-300 Pack of 25 1 yard (91.5cm) length of Wooden-Sleeper Nickel Silver Flexible track (Pec) ..... £84

SL-300 Single (Pec) ..... £3

SL-E396 Left hand medium point electrofrog (Pec) ..... £9



SL-396 Left hand medium point insulfrog (Pec) ..... £9



SL-398 Right hand large point insulfrog (Pec) ..... £10



SL-E395 Right hand medium point electrofrog (Pec) ..... £9



SL-395 Right hand medium point insulfrog (Pec) ..... £9

Track - Code 55 Finescale Streamline



SL-300F Pack of 30 1 yard (91.5cm) length of Finescale Nickel Silver Flexible Wooden Sleeper track (Pec) ..... £84

SL-300F Single (Pec) ..... £3

SL-302F 1 Yard of Nickel Silver Flexible Track Concrete Sleepers (Pec) ..... £5.50

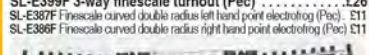
SL-302F Pack of 30 (Pec) ..... £91



SL-E399F 3-way finescale turnout (Pec) ..... £26

SL-E387F Finescale curved double radius left hand point electrofrog (Pec) ..... £11

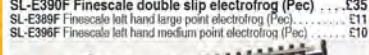
SL-E386F Finescale curved double radius right hand point electrofrog (Pec) ..... £11



SL-E390F Finescale double slip electrofrog (Pec) ..... £35

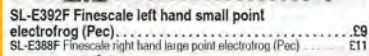
SL-E389F Finescale right hand small point electrofrog (Pec) ..... £9

SL-E386F Finescale left hand medium point electrofrog (Pec) ..... £10



SL-E392F Finescale left hand small point electrofrog (Pec) ..... £9

SL-E388F Finescale right hand large point electrofrog (Pec) ..... £11



SL-E395F Finescale right hand medium point electrofrog (Pec) ..... £10

SL-E391F Finescale right hand small point electrofrog (Pec) ..... £9

SL-E383F Finescale scissors crossover electrofrog (Pec) ..... £58

SL-E397F Finescale Y Point Electrofrog (Pec) ..... £11

Track & Points

379-460 Left Hand Standard Point (Gra) ..... £7

379-461 Right Hand Standard Point (Gra) ..... £7

ST-45 Setrack N Gauge Curved Turnout L/H (Pec) ..... £14

ST-44 Setrack N Gauge Curved Turnout R/H (Pec) ..... £14

Track underlay

GM201 Flexible grey belted N gauge underlay real granite stone (Gau) ..... £18

Commercial vehicles

NLAN188019 Land Rover Series 1 88" Hard Top AA (Oxd) NEW ..... £4

O Gauge (1:43 Scale)

Diesel locos



6002 Class 60 diesel in EWS (Supplied un-numbered separate waterslide numbers, sector emblems and, a selection of nameplates.) (Hel) NEW ..... £499



6000 Class 60 diesel in Railfreight triple grey (Supplied un-numbered separate waterslide numbers, sector emblems and, a selection of nameplates.) (Hel) NEW ..... £499

Coaches

4920 BR Mk1 BSK brake 2nd corridor coach in carmine & cream (Hel) ..... £250

4912 BR Mk1 SO 2nd open in blue & grey (Hel) ..... £250



4910 BR Mk1 SO 2nd open in carmine & cream (Hel) (list £325) BARGAIN ..... £250

4911 BR Mk1 SO 2nd open in maroon (Hel) ..... £250

4914 BR Mk1 SO 2nd open in SR green (Hel) ..... £250



4952 Mk1 BG full brake in BR blue and grey (Hel) ..... £250

4953 Mk1 BG full brake in BR chocolate and cream (Hel) ..... £250

4992 Mk1 GUV full brake in BR blue Express Parcels branding (Hel) ..... £250

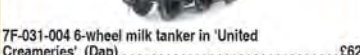
Wagons

1005 33or class B tank in Mobil Charington red (Hel) ..... £63

7F-031-001 6-wheel milk tanker in Express Dairies (Dap) ..... £62



7F-031-004 6-wheel milk tanker in 'United Creameries' (Dap) ..... £62



7F-031-000 6-wheel milk tanker in 'United Dairies' (Dap) ..... £62

4375 BR black DB983021 - Dogfish (Hel) NEW ..... £79

4376 BR green DB983239 - Dogfish (Hel) NEW ..... £79

4352 BR green DB983503 - Catfish (Hel) NEW ..... £79

4351 BR green DB982623 - Catfish (Hel) NEW ..... £79

4377 BR green DB983048 - Dogfish (Hel) NEW ..... £79

4350 DB982531 in engineers black - Catfish (Hel) NEW ..... £79



4353 Engineers grey/yellow DB983466 - Catfish (Hel) NEW ..... £79

4378 Engineers grey/yellow DB983116 - Dogfish (Hel) NEW ..... £79

7F-100-001 SR 25T 'Pillbox' Brake van 55095 in SR brown & red right hand duckst, small lettering (Dap) ..... £62

7F-100-002 SR 25T 'Pillbox' Brake van 56235 in SR brown & red right hand duckst, large lettering (Dap) ..... £62



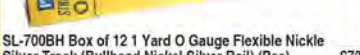
7F-100-002 SR 25T 'Pillbox' Brake van 56235 in SR brown & red right hand duckst, large lettering (Dap) ..... £62




7F-100-002 SR 25T 'Pillbox' Brake van 56235 in SR brown & red right hand duckst, large lettering (Dap) ..... £62



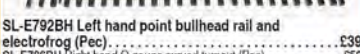
7F-100-002 SR 25T 'Pillbox' Brake van 56235 in SR brown & red right hand duckst, large lettering (Dap) ..... £62



7F-100-002 SR 25T 'Pillbox' Brake van 56235 in SR brown & red right hand duckst, large lettering (Dap) ..... £62



7F-100-002 SR 25T 'Pillbox' Brake van 56235 in SR brown & red right hand duckst, large lettering (Dap) ..... £62



7F-100-002 SR 25T 'Pillbox' Brake van 56235 in SR brown & red right hand duckst, large lettering (Dap) ..... £62



7F-100-002 SR 25T 'Pillbox' Brake van 56235 in SR brown & red right hand duckst, large lettering (Dap) ..... £62



7F-100-002 SR 25T 'Pillbox' Brake van 56235 in SR brown & red right hand duckst, large lettering (Dap) ..... £62



7F-100-002 SR 25T 'Pillbox' Brake van 56235 in SR brown & red right hand duckst, large lettering (Dap) ..... £62



7F-100-002 SR 25T 'Pillbox' Brake van 56235 in SR brown & red right hand duckst, large lettering (Dap) ..... £62



7F-100-002 SR 25T 'Pillbox' Brake van 56235 in SR brown & red right hand duckst, large lettering (Dap) ..... £62



7F-100-002 SR 25T 'Pillbox' Brake van 56235 in SR brown & red right hand duckst, large lettering (Dap) ..... £62



7F-100-002 SR 25T 'Pillbox' Brake van 56235 in SR brown & red right hand duckst, large lettering (Dap) ..... £62



7F-100-002 SR 25T 'Pillbox' Brake van 56235 in SR brown & red right hand duckst, large lettering (Dap) ..... £62



Cars

43AS9004 Austin Seven RN Saloon Westminster (Oxd) ..... £13

43AH1002 Austin-Hooley 100 BMT (Tenneco) (Oxd) NEW ..... £20

VA13702 BMW 318i (E30), 'Design' Convertible, Neon Green (Cor) (list £19.99) NEW BARGAIN ..... £16

VA13402A BMW 325i Coupe (E30), Sport M-Teck 1, Dolphin Grey, RHD (UK) (list £19.99) NEW BARGAIN ..... £16



43DS002 Daimler SP250 Royal Red (Oxt) ..... £20

VA10815A Ford Capri Mk3 3.0S, Peppermint Sea Green, Autocat Roadster Car, RHD (UK) (Cor) (list £19.99) NEW BARGAIN ..... £16

VA04116 Ford Cortina Mk2 1300 De Luxe, Manchester & Salford Police Ford Demonstration Car (Cor) (list £24.99) NEW BARGAIN ..... £20

VA11910A Ford Cortina Mk4 2.0 Ghia, Jupiter Red, RHD (UK) (Cor) (list £19.99) NEW BARGAIN ..... £16



VA09518 Ford Escort Mk1 1300E, Amber Gold (Cor) (list £19.99) NEW BARGAIN ..... £16

VA11910B Ford Taunus TC2, 2.0 Ghia, Jupiter Red, LHD (Germany) (Cor) (list £19.99) NEW BARGAIN ..... £16

VA10207 Leyland Finrosses 2, 2.0 HL, Snapdragon Yellow, 40th Anniversary (Cor) (list £19.99) NEW BARGAIN ..... £16

VA14202 Lotus Esprit S2, 1st Production Series 2, Championship Gold (Cor) (list £19.99) NEW BARGAIN ..... £16



VA09518 Ford Escort Mk1 1300E, Amber Gold (Cor) (list £19.99) NEW BARGAIN ..... £16



VA09518 Ford Escort Mk1 1300E, Amber Gold (Cor) (list £19.99) NEW BARGAIN ..... £16



VA13505 Mini 1275GT, Glacier White, 'The 4,000,000th Mini' (Cor) (list £19.99) BARGAIN ..... £16

VA14002B Opel Omega 3000 GSI, Carmine Red, LHD, German Registration (Cor) NEW ..... £19.99

VA14002A Vauxhall Carlton 3000 GSI, Carmine Red, RHD (Cor) NEW ..... £19.99

VA14004A Vauxhall Carlton GSI 3000, Starmist Black, RHD (UK) (Cor) (list £19.99) NEW BARGAIN ..... £16

VA13604A Volkswagen Golf Mk2 GTi 16V, Oak Green, RHD (UK) (Cor) (list £19.99) NEW BARGAIN ..... £16

Commercial vehicles

43ASV004 Austin Seven FV Van LMS (Oxd) ..... £12

43ASV005 Austin Seven Van Daniel Davenport (Oxd) NEW ..... £12.50

43WM005 Whitby Mondial Ice Cream Vans Ice (Oxd) NEW ..... £12

G Scale

Train sets - analogue



90068 Thomas Annie & Clarabel train set (loco moving eyes) Thomas the Tank range (Bac) ..... £199

Track & Points

10610 Straight track 1200mm long (LGB) ..... £23


10610 Box of 6 (LGB) ..... £124

Railway publications

L18444 LGB 2015 catalogue (LGB) NEW ..... £4.99

Any or Multiple Scales

Analogue controllers



COMBI Combi 12v 1Amp Single Track Controller Transformer (Gau) ..... £30

DS Double power controller brake simulator (Gau) ..... £119



D Double/Twin track power controller (Gau) ..... £69

HH Hand Held Circuit Controller Feedback (Gau) ..... £32



Q Quadruple 4 circuit power controller (Gau) ..... £130

SS-1 Super shuttle controller (Gau) ..... £24

W Walkabout circuit controller (Gau) ..... £29

Analogue power supplies



M1 Transformer Output 2 x 16v AC 1A (Gau) ..... £37

Analogue point control

CDU Capacitor Discharge Unit (Gau) ..... £11

PL-35 Capacitor Discharge Unit Mk2 (Pec) ..... £14

PCU1 Electronic points control unit (Gau) ..... £90

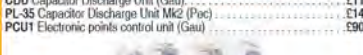


PLS-100 SmartSwitch Set for 4 servo control & operation, switches, control board & digital readout for Analogue operation (Pec) ..... £52

PL-15 Twin Microswitch (Pec) ..... £7

DCC decoders

DCG30 4-function 1-sided 3A decoder for stationary accessories (Gau) ..... £46



DCR-8PIN-HarnessMini Box of 10 8-pin (harness) 2-function 1.1Amp small & thin decoder back EMF (Hat) ..... £99

DCR-8PIN-HarnessMini Single (Hat) ..... £11

DCR-8PIN-HarnessMini Box of 5 (Hat) ..... £50



DCR-8PIN-HarnessMini Box of 10 8-pin (harness) 4-function 1.1Amp decoder back EMF (Hat) ..... £94

DCR-8PIN-HarnessMini Single (Hat) ..... £10

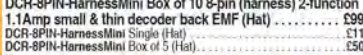
DCR-8PIN-HarnessMini Box of 5 (Hat) ..... £48



DCR-8PIN-HarnessMini Box of 10 8-pin (harness) 4-function 1.1Amp decoder back EMF (Hat) ..... £94

DCR-8PIN-HarnessMini Single (Hat) ..... £10

DCR-8PIN-HarnessMini Box of 5 (Hat) ..... £48



DCR-8PIN-HarnessMini Box of 10 8-pin (harness) 4-function 1.1Amp decoder back EMF



# CASH TODAY

**Money for your secondhand  
locos & rolling stock**

**Tel : 0151 733 3655**  
**Email : [preowned@ehattons.com](mailto:preowned@ehattons.com)**

Phone opening times  
Mon to Thu **7am-9pm** Fri & Sat **8am-6pm** Sun **9am-5pm**

Shop opening times  
Mon to Sat **8am-6pm** Sun **10am-4pm**

"Thanks for the prompt service.  
I'm amazed that you sent a  
valuation less than a day after  
my original enquiry!"

*Mr K Stevens, Hull*

"I was very pleased with the  
price offered by Hatton's and the  
simplicity of the service - I hope  
you find happy new owners for my  
locomotives"

*Mr R Thompson, Surrey*

## Step 1

**Contact us** with your list of items

Email your list of items to:  
**[preowned@ehattons.com](mailto:preowned@ehattons.com)**

Post your list to:  
**364-368 Smithdown Road, Liverpool, L15 5AN**

Phone us with your list on:  
**0151 733 3655**



## Step 2

Our experienced staff **Review** your list

A **Valuation** is made of your items



We make you an **Offer**

(usually within 24 hours)

## All brands purchased:

(including)



*Electrotren*

**PECO**

## Step 4

We confirm the offer &

make **Payment**

Fast and secure with your choice of either  
**Cash - Bank Transfer - PayPal - Cheque**



"I've bought from Hatton's  
for years and the trade-in  
service is just as efficient  
and friendly as usual - great  
service!"

*Mr H Moorhouse, Lincoln*

## Step 3

Either **Send** us your items  
Or we arrange to **Collect**, then **Check**  
through the list





# Selling your model railways?

Warwick and Warwick have an expanding requirement for early to modern collections of British and Foreign trains and train sets from large accumulations to items of individual value. Our customer base is increasing dramatically and we need an ever larger supply of quality material to keep pace with demand. The market has never been stronger and if you are considering the sale of your collection, now is the time to act.



**FREE VALUATIONS** - We will provide a free, professional valuation of your collection, without obligation on your part to proceed. Either we will make you a fair, binding private treaty offer, or we will recommend inclusion of your property in our next public auction.

**FREE TRANSPORTATION** - We can arrange insured transportation of your collection to our Warwick offices completely free of charge. If you decline our offer, we ask you to cover the return carriage costs only.

**FREE VISITS** - Visits by our valuers are possible anywhere in the country or abroad, usually within 48 hours, in order to value large collections. Please phone for details.

**ADVISORY DAYS** - We are staging a series of advisory days and will be visiting the following towns within the next few weeks: Croydon, Guildford, Ruislip, Staines, Hinckley, Oxford, Derby, Gravesend, Sittingbourne, Clacton, Colchester, Cirencester, Penzance, Newquay, Falmouth, Evesham, Blackpool, Preston and Sutton Coldfield.

Please visit our website or telephone for further details.

**EXCELLENT PRICES** - Because of the strength of our customer base we are in a position to offer prices that we feel sure will exceed your expectations.

**ACT NOW** - Telephone or email Richard Beale today with details of your property.



*Get the experts on your side!*



## Warwick & Warwick

AUCTIONEERS AND VALUERS  
[www.warwickandwarwick.com](http://www.warwickandwarwick.com)

Warwick & Warwick Ltd., Chalon House, Scar Bank,  
Millers Road, Warwick CV34 5DB England

Tel: (01926) 499031 • Fax: (01926) 491906

Email: [richard.beale@warwickandwarwick.com](mailto:richard.beale@warwickandwarwick.com)



# DCC Supplies

Excellence in model control

E-Mail: [info@dccsupplies.com](mailto:info@dccsupplies.com) Website: [www.dccsupplies.com](http://www.dccsupplies.com)  
Telephone: 0845 224 1601 OR 01905 621 999

- We take the time to find the product for you.
- Our own range of innovative products.
- We stock everything you will need.
- DCC installations for any gauge.
- Expert friendly customer support.
- Informative DCC workshops.
- Teaching you the facts since 2006.
- Visit us at our shop and try the demo facilities.

## Shop Opening Times:

Mon - Wed 10am - 6pm  
Thursday 12pm - 6pm  
Friday 10am - 5pm  
Saturday 10am - 4pm  
Visitors Welcome.

## Phone Opening Times:

Mon - Thurs 10am - 6pm  
Friday 10am - 5pm



Find us on:  
facebook

@DCCSupplies

The  
Complete  
Digital  
Service

Unit 17A, Top Barn Business Centre, Holt Heath, Worcestershire, WR6 6NH

## Illustrated Catalogues Including Post


00,009 (1/76th) £6 In Colour  
N (1/148th) In Colour £5 In Colour  
O (1/43rd) In Colour £4 In Colour  
Mail Order By Return P+P £4, over £40 Post Free  
Unpainted metal kits-glue with epoxy glue (£5.75)

## LANGLEY MODELS

166 Three Bridges Road, Crawley, Sussex, RH10 1LE  
Tel: 01293 516329 Fax: 01293 403955 [www.langleymodels.co.uk](http://www.langleymodels.co.uk)



**00 SCALE**  
Railway Rapiel Loading  
crane £30.45, steel pile  
harbour wall 820mm long  
+ wall & turntable £19.95  
loads of kits in our  
illustrated colour  
catalogue



5 6 1950's Station figs guards fat controller porter etc	£5.50	Painted Single Head Traffic Light	£6.05
6 ass Gravel diggers. Pick, shovel and lamp holders	£5.50	Painted Twin Head Traffic Light	£6.35
Canadian Canoe and 2 paddling figs	£5.95	Painted Police Telephone box (rosin)	£13.40
Canadian Canoe padding and resting figure	£5.95	Painted Hunt Scene 2 mounted riders	£9.40
3 Deep-sea Divers, 2 helpers, compressor	£5.65	Painted Hunt Scene 6 Assorted Hounds	£8.35
3 x Kids/ R.C. Toys, 1 adult launching plane	£5.50	Painted Cricket Game 15figs	£31.50
6 kids, 4 with skateboards, 2 rollerskates	£5.50	Painted Morris Dancers	£25.20
1 x Windsurfer and figure	£4.45	Painted Loco Spotters(3) & 8 Kids	£25.20
3 Surfers, 2 surfing one waxing board	£5.50	Painted Lych Gate	£12.35
4 Hunting figs & 2 'gun dogs' with pheasant	£5.50	Painted Church Notice Board & Crucifix	£9.95
6 Assorted People with Umbrellas	£5.55	Painted War Memorial	£9.95
8 Assorted Ambulance/Paramedics	£6.55	Painted Gardeners (4 figs and equipment)	£12.10
2 Assorted Mobility Scooters and Figs	£5.70	Painted Blacksmith and equipment	£36.50
Council/Municipal Figure and rubbish cart	£4.40	Painted 4 Soldiers Marching	£9.25
Cider/Fruit Press Figure and demijohns	£5.50	Painted 1 Officer for Above	£2.65
C.C.T.V. Cameras (3 wall and 1 post mounted)	£4.60	Painted 1 Mounted Officer	£5.20
5 Policemen in various positions	£4.75	Painted 6 Sitting Figures	£13.20
Assorted Agricultural Tools & Equipment	£4.00	Painted 6 x Standing Figures set 1	£13.20
Ass Industrial Tools & Equipment	£4.00	Painted 6 Standing Figures set 2	£13.20
Platform Machines(tickets chocolate weighing scales)	£5.50	Painted 6 x Standing figures set 3	£13.20
Ind Machine. Mill & Pillar Drill	£5.95	Painted Punch & Judy Tent and Figures	£15.65
Ind Machine Lathe & vertical sander	£5.95	Painted 4 Sheep	£6.85
Ind Machine Fly Press & Pillar Tool Grinder	£5.15	Painted Shepherd, Sheepdog and 4 Ass Sheep	£10.75
2 Wheelchairs Patients and 2 pushing	£5.10		




## N SCALE KITS

indoor Garage  
Equipment £5.90,  
Outside Garage  
Pumps £7.35

Painted War Memorial	£5.95	Working Men 1 on Ladder & 1 on trestle	£4.30
Painted 2 Plain Horses (unharnessed)	£5.85	8 Pigs	£3.20
Painted Loco Crew	£3.90	8 Sheep	£3.20
Painted Swans & Ducks x 4 each	£6.30	10 Chickens	£3.20
Painted Washing Line & Figure	£6.95	2 Shire Horses	£2.65
Painted Wild Animals	£6.85	Pub/Cafe Scene	£5.55
Painted Assorted Seagulls x 8	£6.45	Funeral Scene	£4.10
Painted Dogs 6 off	£6.30	White Wedding Scene	£4.25
Painted 6 x Pigs	£6.00	Cricket Game Figures	£5.95
Painted Sheep 8off	£6.40	Cricket Sight Screen and Scoreboard	£5.95
Painted Chickens 10 off	£6.40	2 Horse Plough and Ploughman	£4.60
Painted Funeral Scene	£9.15	15 ass Loco Lamps (square,round,gard)	£2.65
Painted Wedding Scene	£17.80	30 shell vents (extra detailing for coaches)	£2.65
Painted Cricket Game	£26.25	20 torpedo vents (extra detail for coaches)	£2.65
Painted Church Notice board & crucifix	£7.30	Ass Loco Vacuum Pipes	£2.65
Painted Lrg Wooden (Oak) Barrels x 4	£5.95	Childrens Playground & figures	£8.55
Painted Flower tubbs and water butt	£7.45	Church Lych Gate	£4.55
Painted Terracotta Chimneys (12x (3 types)	£4.95	Church Notice Board & Crucifix	£3.70
Painted Welding Figures & Equipment	£8.55	Forresters saw horse set and axe	£4.30
Painted 9 x Ass Standing Figures platform etc	£17.60	6 Large (50 gallon) Oak Barrels	£3.70
		Water Butt and 5 Tubs	£3.70
		12 Wharfside Bollards	£3.70
		Lifebelts & Stands	£3.70
Painted 4 Pallets and pallet truck	£8.35		

# PETER'S SPARES

MODEL RAILWAYS LIMITED  
MAIL ORDER & REPAIR SPECIALISTS



- ❖ New & Used Hornby Spare Parts ❖ Our own spare parts made in China
- ❖ Locomotives and Rolling Stock ❖ Plastic Kits ❖ Paints ❖ Tools & Glues
- ❖ Digital Decoders & Controllers ❖ Locomotive Detailing Parts
- ❖ Mega Steam Smoke Fluid
- ❖ Tracks & Train Sets
- ❖ We have it all at Peters Spares



## NEW & USED MODEL RAILWAYS

Specialists in Model Trains since 1994 - Servicing, Repairs & DCC Decoder Fitting  
2J Brighthouse Business Village, Riverside Park, Middlesbrough, Cleveland TS2 1RT

Tel: 01642 909794

Open Mon-Sat 10am - 5pm

Web: [www.petersspares.com](http://www.petersspares.com)

Email: [sales@petersspares.com](mailto:sales@petersspares.com)



GAUGEMASTER.com



# TTC DIECAST.COM

107 NOTTINGHAM ROAD, DERBY, 01332 343943 - MODEL RAILWAYS - MODEL BUSES - MODELS CARS - MODEL TRUCKS

## Have you seen our prices?

Our Bachmann, Hornby, Farish, Heljan and Dapol are some of the most keenly priced in the UK.

HORNBY			
Ref	Description	RRP	Our Price
R3129	Sr Class M7 (Southern Sunline Lettering)	129.99	118.17
R3132	Lner Class A3 'Book Law'	152.99	139.08
R3161B	Sr 2 Bil 2 Car Emu Train Pack	123.99	87.95
R3167	Br "Glastonbury Abbey" 4000 Class	134.99	122.72
R3168	Br Class 8 - Duke Of Gloucester - R/road	82.99	75.45
R3169	Gwr "Olton Hall" 5900 Class R/road	82.99	75.45
R3170	Gwr "Adderley Hall" 4900 Class R/road	82.99	75.45
R3194	Br (Early) Schools Class "Epsom"	133.99	121.81
R3202	Br "Flying Scotsman" 50 Years	154.49	154.49
R3205	Br "Rood Ashton Hall" 4900 Class	119.99	109.08
R3194	BR 4-4-0 'Brighton' Schools Class	139.99	99.99
R3210	Gwr 2800 2-8-0 Locomotive	144.25	131.40
R3220	Tyseley Collection 'Pitchford Hall'	199.99	181.81
R3221	LMS 46233 Duchess & Support Coach	169.99	154.54
R3223	Br 2-8-0 42xx Class	119.99	99.99
R3224	Br 2-8-0 52xx Class	119.99	99.99
R3226	Br 2-8-2 72xx Class	129.99	118.17
R3227	BR 2-8-0 Class O1 - Late BR - 63663	131.25	119.32
R3229	Br 2-6-0 British Monarch Star Class	134.99	122.72
R3237	Nrm Caerphilly Castle	146.99	146.99
R3239/40	Br Late/Early Class 700 0-6-0	109.99	99.99
R3242	Br Early Class K1	129.99	118.17
R3245TTS	TTS Br A1 60163 Tornado	154.99	149.99
R3258/9	Br 2 Bil Blue	130.25	87.95
R3262	DCR A1A-A1A Diesel Class 31 31452	162.25	147.50
R3270	Midland Mainline Hst Teal Green	209.99	190.90
R3272	EWS Class 67 'Royal Sovereign'	139.99	110.00
R3275	Br Class 31 Dutch Livery	62.99	57.26
R3276	Lms Compound With Fowler Tender	74.99	68.17
R3277	GWR County Of Devon	69.99	63.63
R3280	LNER A4 4496 Golden Shuttle	76.99	69.99
R3281	NRM Class 08	36.99	28.99
R3284TTS	TTS Lner A1 Flying Scotsman Sound	99.99	94.99
R3285TTS	TTS Lner A4 Gadwell Sound	99.99	97.99
R3286TTS	TTS Br Class 40 Empress Of Canada	84.99	82.99
R3287TTS	TTS Br Large Logo Class 47 47401 Sound	84.99	74.99
R3304	BR 0-6-0T 700 Class, BR, Weathered	109.99	99.99
R3305	BR 2-6-0 K1 Class, BR (Early), Weathered	129.99	118.17
R3344	Network Rail Class 31	162.25	147.49
R3348/9	EWS Class 67 67016/24	139.99	127.26



BACHMANN			
Ref	Description	RRP	Our Price
31-364/5	CI 03	89.95	76.46
31-366	CI 03 BR Green	82.95	70.51
31-635/6	CI 64xx	84.95	72.21
31-780/1	Modified Hall	124.95	106.21
31-782/3	Modified Hall Wthd	134.95	114.71
			
32-034A	CI 20 BR Green	114.95	97.71
32-038DS	CI 20 BR Blue (Sound)	229.95	195.46
32-044	CI 20 D8028 BR Green	109.95	93.46
32-065/6/7	CI 43 'Warship'	139.95	118.96
32-084/5	CI 56XX	89.95	76.46
32-784	CI 37/0 Mainline	124.95	106.21
32-785DS	CI 37/0 BR Departmental	239.95	203.96
			
32-786	CI 37/0 EWS Wthrd	124.95	106.21
35-075/6	CI E4	109.95	93.46
35-077/8	CI E4	109.95	93.46



### HELJAN



Ref	Description	RRP	Our Price
1600/1/2	Class 16 various	134.99	106.49
1603/4/5	Class 16 various	134.99	106.49
2608/9	Class 26/1 various	108.99	90.99
2660/1/2/3/4	Class 26/0 various	119.95	99.99
3414/30/1/4	Class 33 various	119.00	99.49
3519/20/21	Class 35 various	119.95	99.99
8801/2/3	AC Rail Cars various	119.95	99.49
2500/1/2/3	Class 05 shunter various	129.95	108.99
2520/1/2/3	Class 05 shunter various	129.95	108.99
3910/1/2/3	Tango 02 various - *pre order*	184.95	154.49
8750/1/2/3	Park Royal Railbus various	119.95	99.99
8920/1/2/3	HELJAN 8920 Class 128 various	119.95	99.99
9000/1/2/3/4	Metropolitan 17 - *pre order*	139.95	116.99





# BRISTOL 7mm EXHIBITION

Premier South West Gauge O Guild Event

**SQUIRES**  
Model & Craft Tools

in association  
with

**PECO & RAILWAY MODELLER**

Supporting  
children's hospice  
SOUTH WEST  
Registered Charity No. 1003314



**Sunday 31st January 2016 10.00am - 4.00pm**

*A Modelling Show- Organised by Modellers- for Modellers*

**VENUE AT U.W.E.EXHIBITION CENTRE BRISTOL, BS34 8QZ**

**FREE R.T.R. LOCO**  
*Choice of Two*  
(to one lucky paying visitor)

\* **WARM INDOOR QUEUING**  
Doors open 9am  
FOR TOILETS, SEATING  
& REFRESHMENTS,

\* **GAUGE O GUILD VILLAGE**  
\* 60+ TRADE STANDS

\* LAYOUTS

\* TEST TRACKS

\* BRING & BUY

\* EXECUTOR & TRUSTEE STAND

\* TOP DEMONSTRATORS

\* SOCIETIES

\* SEATED SOCIAL AREA

\* WHEELCHAIR ACCESS

\* CHILDREN'S HOSPICE SOUTH WEST  
*Win*  
TOWER MODELS Gift Vouchers

**Special Limited Edition**

**R.T.R. Dapol Wagon**

ADVANCE TICKETS HOLDERS ONLY

Save travelling costs- buy  
"Carbon Footprint 4 In a Car"

**Advance Tickets**

via web site only

or Telford & Dec Reading Shows

Tickets £7.00 each by 15 Jan 2016

**Visit: [www.bogg7mmexhibition.com](http://www.bogg7mmexhibition.com) for all details of the Exhibition**

## THE JUNCTION BOX WANTED - WANTED - MODEL RAILWAYS



Top prices paid for  
N and OO gauge collections  
or individual items, such as

- Airfix • Bachmann • Graham Farish
- Hornby • Lima • Mainline • Peco

or any other makes.  
*Will travel to collect.*

Please forward your list of items by E-mail to: [lan@ihunter10.plus.com](mailto:lan@ihunter10.plus.com)

Or send to: The Junction Box, 15, Shepherd Terrace, Haltwhistle, Northumberland NE49 9LS

Or contact Ian **07763 806306 / 01434 320328**

Please visit our online shop for all your model railway requirements at:

**[www.thejunctionbox.net](http://www.thejunctionbox.net)**



# THE HEREFORD MODEL CENTRE

SALES LINE  
01432 352809

EMAIL US ON SALES@HEREFORDMODELS.CO.UK  
www.herefordmodels.com

4 COMMERCIAL ROAD, HEREFORD, HEREFORDSHIRE, HR1 2BB  
OFFICIAL HORNBY COLLECTORS CENTRE

## !!!!SPECIAL EDITIONS!!!!

### Ltd Edition Hereford models Bachmann Limited Editions with Max run of 504

32-900Y	CL108 in Blue/ Grey with Black window surrounds and Welsh Dragon embellishment on front C970. £69.95
33-300F	20 Ton Toad Brake Van GWR Merthyr..... £11.35
A Reese Coal Merchants Credenhill.....	£9.75

## NEW RELEASES

R3264	Class 50 Ajax..... £129.75
31-088	BR Black Earl..... £118.95
31-089	GWR Earl..... £118.95
31-679	Class 50 Electric Blue..... £118.95
32-680	Class 45 Blue..... £101.95
32-681	Class 45 Green..... £101.45
32-408	Class 25/3 BR Blue..... £93.45
R3267XS	Class 60 Transrail w/Sound £217.75
R3329	BR Late S15..... £123.99
R3327	SR S15..... £123.99

## HORNBY

Steam Locomotives

R2784X	Mallard..... £85.00
R2827	Cheltenham Schools..... £94.45
R2881	LMS Class 5 Black..... £67.95
R2999	B1 BR Early..... £94.95
R2999X	B1 BR Early..... £106.99
R3010	Class N15 Sir Sagamore..... £119.45
R3017X	BR Patriot..... £119.00
R3020	Flying Scotsman..... £126.50
R3060	Tornado (Railroad)..... £61.45
R3114A	B1 BR Late..... £118.90
R3118	N2 BR Late..... £74.95
R3119	Duchess of Abercorn..... £107.50
R3127	Schools Cl. Cheltenham SR. £55.50
R3132	LNER A3 Book Law..... £133.90
R3169	Olton Hall GWR..... £72.50
R3223	BR 42XX..... £105.45
R3225	GWR 72XX..... £114.45
R3228	J94 NCB..... £65.75
R3229	BR British Monarch..... £119.25
R3230	LNER Class J1..... £96.45
R3238	County of Devon..... £61.25
R3242	BR Early Class K1..... £114.25
R3276	LMS Compound..... £66.45
R3284TTS	Flying Scotsman..... £87.90
R3235	D16/3 British Railways..... £100.95
R3234	D16/3 BR Early..... £100.95
R3233	D16/3 LNER..... £100.95
R3303	D16/3 BR Early..... £100.95
R3279	County of Hants..... £68.75
R3328	S15 BR Early..... £123.99

## HORNBY TRAIN PACKS

R2696	CL101 - 2 Car..... £65.25
R3059	Tornado Train Pack..... £128.45
R3154	Titfield Thunderbolt Set..... £98.45
R3219	1914 GWR Troop Train..... £142.50
R3302	Return from Dunkirk..... £229.75

## HORNBY

Diesel Electric Locomotives

R2508	CL121..... £47.50
R2508A	CL121..... £45.75
R2647	CL56 BR Grey..... £72.95

R2668	CL121..... £45.75
R3161B	SR 2 BIL Green..... £120.60
R3180	Tarmac Sentinel..... £44.95
R3181	BR Class 56..... £123.95
R3246	Class 67 Arriva..... £111.95
R3268	Class 67 Arriva..... £122.90
R3272	Class 67 Royal Sovereign..... £105.95
R3281	Class 08 NRM..... £31.75
R3283	Bagwall Shunter..... £25.75
R3290A	BR 2 HAL Green..... £113.90
R3344	Class 31 Yellow..... £142.45
R3346	Class 92 DB Schenker..... £70.45
R3347	Class 92 EWS..... £71.45
R3348	EWS Class 67..... £123.95
R3350	Class 90 Schenker..... £61.45
R3263	Class 50 Vanguard..... £129.75
R3340	BR Green 2-Hal..... £119.75
R3353	Sentinel Balfour Beatty..... £49.45
R3354	Sentinel Barabel..... £49.45
R3355	Sentinel Wabtec..... £49.45

## HORNBY TRACK

R070	Turntable..... £57.95
R083	Buffer Stop..... £1.35
R207	Track Fixing Pins..... £1.75
R394	Hydraulic Buffer..... £3.95
R600	Straight..... £1.30
R601	Double Straight..... £1.95
R604	Curve 1st Rad..... £1.75
R605	Double Curve 1st Rad..... £2.05
R606	Curve 2nd Rad..... £1.70
R607	Double Curve 2nd Rad..... £2.20
R608	Curve 3rd Rad..... £1.70
R609	Double Curve 3rd Rad..... £1.95
R610	Short Straight..... £1.15
R614	LH Diamond Crossing..... £9.25
R615	RH Diamond Crossing..... £9.25
R617	Uncoupling Ramp..... £2.30
R618	Double Isolating Rail..... £6.95
R620	Railer Uncoupler..... £4.25
R628	Half Curve 3rd Rad..... £1.70
R643	Half Curve 2nd Rad..... £1.40
R8206	Power Track..... £3.75
R8072	LH Point..... £8.45
R8073	RH Point..... £8.45
R8074	LH Curved Point..... £14.25
R8075	RH Curved Point..... £14.25
R8076	Y Point..... £10.25
R8077	LH Express Point..... £13.95
R8078	RH Express Point..... £13.95

## HORNBY

Track Accessories

R076	Footbridge..... £11.85
R169	Junction Home Signal..... £9.75
R170	Junction Distant Signal..... £9.75
R171	Single Home Signal..... £7.50
R172	Single Distant Signal..... £7.50
R189	Single Brick Bridge..... £6.65
R394	Hydraulic Buffer..... £3.95
R406	Colour Light Signal..... £18.95
R499	River Bridge..... £10.70
R574	Trackside Accessories..... £10.00
R626	Point Underlay..... £3.20
R636	Double Level Crossing..... £15.25
R638	Track Underlay..... £7.95
R645	Single Level Crossing..... £8.95
R657	Girder Bridge..... £11.45
R658	Inclined Pier Set..... £8.50

R659	High Level Pier Set..... £5.60
R660	Elevated Track Side Walls..... £16.45
R909	Track Supports..... £6.45

## HORNBY TRACKSIDE

R334	Station Canopy..... £18.95
R460	Straight Platform..... £2.95
R462	Large Curve Platform..... £3.95
R463	Small Curve Platform..... £3.20
R464	Platform Ramp..... £3.20
R495	Platform Subway..... £3.20
R510	Platform Shelter..... £9.45
R513	Platform Fencing..... £6.45
R514	Platform Canopies..... £10.45
R590	Station Halt..... £17.95
R8000	Country Station..... £26.75
R8001	Waiting Room..... £15.85
R8002	Goods Shed..... £18.95
R8003	Water Tower..... £10.95
R8004	Engine Shed..... £16.50
R8005	Signal Box..... £13.75
R8006	Diesel Maintenance Depot..... £18.75
R8007	Booking Hall..... £22.45
R8008	Suspension Bridge..... £43.55
R8009	Station Terminus..... £40.00

## HORNBY

Control Equipment

R044	Point Switch..... £8.75
R046	Two Way Switch..... £5.95
R047	On/Off Switch..... £5.95
R602	Power Connecting Clip..... £1.50
R8014	Point Motor..... £3.65
R8015	Point Motor Housing..... £2.95

## BACHMANN

Steam Locomotives

31-001	Robinson BR Late Crest..... £94.99
31-003	Robinson LNER..... £94.99
31-127	Class 3000 BR Early ROD..... £118.45
31-128	BR ROD Weathered..... £102.45
31-136DC	D11/2..... £115.9
31-138	BR D11/2 Early Black..... £106.20
31-213DS	Patriot BR Late..... £201.45
31-465	C Class BR..... £93.46
31-500B	V2 Green Arrow..... £85.70
31-527	A4 Tudor Minstrel..... £96.45
31-626A	3F BR..... £71.25
31-635	Class 64XX..... £71.21
31-636	Class 64XX BR..... £71.21
31-637	Class 64XX BR Green..... £72.21
31-637	Class 64XX BR Green..... £69.65
31-780	Switland Hall BR Green..... £106.20
31-781	Foremarke Hall BR Black..... £106.20
31-782	Thirlestaine Hall BR..... £114.70
31-783	Fountains Hall BR..... £114.70
31-881	Class 4F BR Early..... £76.45
31-932DC	BR Compound..... £127.75
31-933	BR Compound Late Crest..... £112.88
31-964	A4 W Whitelaw BR..... £94.45
31-980	BR 3MT Green..... £110.45
31-981	BR 3MT Black Early..... £101.95
32-084	Class 56XX GWR..... £76.45
32-085	Class 56XX BR..... £76.45
32-260DC	Wd Austerity..... £125.29
32-261	WD Austerity..... £110.40
32-500	5MT Class BR - 73068..... £70.99
32-550A	A1 Tornado Apple Grn..... £109.45
32-551DS	A2 Seaeagle BR..... £196.99
32-954	4MT Black BR Early..... £87.50

32-955	4MT Black BR Late..... £87.50
--------	-------------------------------

## BACHMANN

Diesel/Electric Locomotives

31-256DC	Midland Pullman..... £269.95
31-265	MLV Green..... £62.45
31-267	MLV Blue/Grey..... £62.45
31-268	MLV NSE..... £83.26
31-269	MLV Jaffa Cake..... £83.26
31-364	Class 03 BR Green withd..... £76.95
31-365	Class 03 BR Blue withd..... £70.50
31-366	Class 03 BR Green..... £70.50
31-377	CL416 2EPB..... £85.99
31-426	CL411 BR Green..... £99.99
31-575	Windhoff MPV NWR..... £108.00
31-655	Class47 Railfreight..... £86.35
31-658	Class 47 Petroleum Sector..... £97.70
31-677	CL85 BR Blue..... £85.99
32-034A	Class 20 BR Grn withd..... £97.70
32-038DS	Class 20 BR Blue..... £195.45
32-044	Class 20 BR Green..... £93.45
32-045	Class20 Railfreight..... £93.45
32-065	Class 20 BR Maroon..... £118.95
32-065	Class 43 Zealous..... £118.95
32-066	Class 43 Pegasus..... £118.95
32-066	Class 20 BR Green..... £118.95
32-067	Class 20 BR Blue..... £118.95
32-067	Class 43 Royal Oak..... £118.95
32-515A	Derby Lightweight Grn..... £93.97
32-526DS	CL55 BR Blue..... £147.50
32-679DS	CL45 BR Green..... £151.95
32-750	DC - CL57 FL - 57008..... £52.95
32-781A	CL37/0 BR Blue..... £83.89
32-784	Class 37 Mainline..... £106.20
32-785DS	Class 37 Dutch..... £203.95
32-786	Class 37 EWS..... £106.20
32-815	Class47 InterCity..... £89.20
32-900B	CL108 BR Green..... £71.45
32-906	CL108 Green..... £93.50
32-910	CL108 Blue/Grey..... £74.95
32-913	CL108 3 Car Green..... £114.50
32-926	CL150 Regional..... £63.50
32-928	Class 150 Sprinter..... £135.95
32-937	Class 150 Centro..... £127.45
32-980	Class 66 GBRF..... £86.40
32-762DS	Virgin Class 57 Hood..... £203.95

## ORDER BY TELEPHONE

Orders taken 6 days a week  
9.00am - 5.30pm Monday to Saturday  
01432 352809

## MAIL ORDER SERVICE

ALL PRICES VALID UNTIL 31.01.16.

You must state these prices when ordering

POSTAGE & PACKING RATES PER ORDER:

UK Standard Postage	£3.95p
UK Insured Postage and Packing Rate	£7.10p
UK Courier Transport and Packing Rate	£9.00p
Worldwide at cost. VAT free to non EC.	

\*\*\*Train Sets/Packs and Controllers/Handsets  
Postage charged at cost\*\*

PRICES SUBJECT TO CHANGE WITHOUT NOTICE

\*\*\*Please allow 7 days for clearance when paying by cheque\*\*\*

PLEASE QUOTE OUR SPECIAL PRICES WHEN YOU VISIT US.

Credit Cards Welcome - Visa, Mastercard, Maestro  
Please state expiry date



# 4 TRACK MODELS

Quality laser-cut kits with extraordinary detail



check your local retailer for stock

Ultimate realism from:  
**4GROUND**  
TRACKSIDE AND WATERWAYS

UK  
Manufactured

[www.4trackmodels.co.uk](http://www.4trackmodels.co.uk)

Tel: 01264 541 007 Email: [sales@4trackmodels.co.uk](mailto:sales@4trackmodels.co.uk)



[www.grimytimes.co.uk](http://www.grimytimes.co.uk)

WEATHERING SPECIALIST

**GRIMY TIMES**



Weathered locos for sale - SEE WEBSITE

EXCEPTIONAL  
QUALITY &  
PRICE

ALL SCALES CATERED FOR RENUMBERING & RENAMING  
Contact Steve Tel: 01925 632209 Mobile: 07921 830484  
Email: [grimytimes66@yahoo.co.uk](mailto:grimytimes66@yahoo.co.uk) (for weathering only)

**Sankey**  
**Scenics**

Over 650 different packs of  
Quality Signage & Train Packs

NEW  
ITEMS

COACH DESTINATION BOARDS



[www.sankeyscenics.co.uk](http://www.sankeyscenics.co.uk)

Tel: 07565892209



**C&L Finescale Modelling**

**The Track Specialist**

All you need to start you off on the right track

## C&L Flexi Track – the place to start

Prototypical Sleeper spacing & length for great looking track. Turnout Kits include all parts but with no soldering!

**NEW Flexitrack** with 'normal' depth sleepers (instead of the 'thin' ones on previous C&L flexi), but with correct spacing & sleeper length. Now matches directly to Peco for overall height.

Available: Bullhead or Flat Bottom



## PECO Competitive prices

We try to match (or beat!) all other online traders on price.  
Sample SL100 £65.95, PL10 £6  
SL-E91/2 £9.10, SL-300 £64.00  
[See more great prices online.](#)

**Carr's** modelling products include Solder and Fluxes, Chemicals (metal blackening), Ballast, Baseboard Fittings & Coverings, Books and DVD's.

**DCC Concepts** – We stock everything from this quality range, at competitive prices, and it not just DCC items! Check out our low prices for **Cobalt Point Motors and Levers**

[www.finescale.org.uk](http://www.finescale.org.uk)  
Tel: 01179 505 470

Visit our **Shop at:**  
**Aran Lodge, Severn Rd. Hallen,**  
**BRISTOL, BS10 7RZ (4 miles**  
**M5 Junc 18 Avonmouth)**  
**Mon – Thursday 9am – 4pm**



For loco transformations, kit building or just re-namings.  
The best one stop shop for plates from the big 4 and BR direct from the manufacturer with online catalogue.



With the 'three in a row' Royal headcode fitted 30933 has received the benefit of its seemingly enormous King's Canterbury plates courtesy of CGW Nameplates ([www.cgwnameplates.co.uk](http://www.cgwnameplates.co.uk)) – the best etched plates you can buy in my view. Most of its classmates had much shorter names – Eton, Dover, Rugby etc. The headcode discs came from a Hornby 'Q1' detail pack.

The above kindly transferred from Hornby magazine October 2015 written by Tim Shackleton.

## ALL NAMEPLATES £5.50 PER PAIR

Our range can be found in our catalogue devoted to etched shape plates with over 3500 entries. For your copy please send £3.75 plus £1.25 P&P to the address below.

**C.G.W. Nameplates, Plas Cadfor, Llwyngwrl, Gwynedd LL37 2LA**

Email: [info@cgwnameplates.co.uk](mailto:info@cgwnameplates.co.uk) • [www.cgwnameplates.co.uk](http://www.cgwnameplates.co.uk)

We only accept cash, cheques and postal orders, made payable to C.G.W. Nameplates



# **WE WANT YOUR Model Railways**



We will buy  
almost any Railway  
Collection, large or small.  
All gauges will be taken, in any  
condition. We always give an honest  
price and will collect and dismantle any layout.

Telephone: **01302 371623**

Mobile: **07526 768178**

or email: [anoraksanonymous@googlemail.com](mailto:anoraksanonymous@googlemail.com)





# MODEL RAILWAYS DIRECT

www.modelrailwaysdirect.co.uk

## Model Railways Direct Ltd

Retail Unit 2,  
Phoenix Way  
Portishead,  
Bristol, BS20 7GP

Tel 01275 774 224

sales@modelrailwaysdirect.co.uk

## Opening Hours

10am - 5pm  
Tuesday to Saturday  
Closed Bank Holidays



## N GAUGE

**N GAUGE**  
Code 80 Rail



### PECO N Gauge Streamline Code 80

SL-300	Flexible Track® Wooden Sleeper Nickle Silver	£2.56
SL-300(25)	Flexible Track® Wooden Sleeper Nickle Silver Pack 25	£60.00
SL-302	Flexible Track® Concrete Sleeper Nickle Silver	£2.56
SL-302(25)	Flexible Track® Concrete Sleeper Nickle Silver Pack 25	£62.50
SL-384	Catch Point Right Hand	£5.84
SL-385	Catch Point Left Hand	£5.84

### PECO N Gauge Streamline Code 80 Insulfrog

SL-386	Curved Turnout Right Hand	£10.00
SL-387	Curved Turnout Left Hand	£10.00
SL-388	Large Radius Turnout Right Hand	£10.00
SL-389	Large Radius Turnout Left Hand	£10.00
SL-393	Short Crossing	£8.40
SL-394	Long Crossing	£9.12
SL-395	Medium Radius Turnout Right Hand	£8.80
SL-396	Medium Radius Turnout Left Hand	£8.80
SL-397	Medium Radius Y Turnout	£8.80

### PECO N Gauge Streamline Code 80 Electrofrog

SL-E386	Curved Turnout Right Hand	£10.08
SL-E387	Curved Turnout Left Hand	£10.08
SL-E388	Large Radius Turnout Right Hand	£10.08
SL-E389	Large Radius Turnout Left Hand	£10.08
SL-E395	Medium Radius Turnout Right Hand	£8.92
SL-E396	Medium Radius Turnout Left Hand	£8.92
SL-E397	Medium Radius Y Turnout	£8.92

**N GAUGE**  
Code 55 Rail



### PECO N Gauge Streamline Code 55 Fine

SL-300F	Flexible Track® Wooden Sleeper Nickle Silver	£2.88
SL-300F(30)	Flexible Track® Wooden Sleeper Nickle Silver Pk 30	£78.00
SL-302F	Flexible Track® Concrete Sleeper Nickle Silver	£3.04
SL-302F(30)	Flexible Track® Concrete Sleeper Nickle Silver Pk 30	£91.20

### PECO N Gauge Streamline Code 55 Fine Insulfrog

SL-380F	Single Slip	£32.76
SL-390F	Double Slip	£34.28
SL-394F	Long Crossing	£9.48

## N GAUGE

### PECO N Gauge Streamline Code 55 Fine Electrofrog

SL-E386F	Curved Turnout Right Hand	£10.92
SL-E387F	Curved Turnout Left Hand	£10.92
SL-E388F	Large Radius Turnout Right Hand	£10.92
SL-E389F	Large Radius Turnout Left Hand	£10.92
SL-E380F	Single Slip	£33.80
SL-E383F	Scissors Crossing	£58.80
SL-E390F	Double Slip	£35.20
SL-E391F	Small Radius Turnout Right Hand	£8.80
SL-E392F	Small Radius Turnout Left Hand	£8.80
SL-E393F	Short Crossing	£8.80
SL-E394F	Long Crossing	£10.08
SL-E395F	Medium Radius Turnout Right Hand	£9.92
SL-E396F	Medium Radius Turnout Left Hand	£9.92
SL-E397F	Medium Radius Y Turnout	£10.40
SL-E399F	Asymmetric Three Way Turnout	£26.84

## OO GAUGE

**OO / HO**  
Code 100 Rail



### PECO OO / HO Streamline Code 100

SL-100	Flexible Track® Wooden Sleeper Nickle Silver	£2.84
SL-100(25)	Flexible Track® Wooden Sleeper Nickle Silver Pk 25	£67.00
SL-102	Flexible Track® Concrete Sleeper Nickle Silver	£2.80
SL-102(25)	Flexible Track® Concrete Sleeper Nickle Silver Pk 25	£63.75
SL-84	Catch Point Right Hand	£7.99
SL-85	Catch Point Left Hand	£7.99

### PECO OO / HO Streamline Code 100 Insulfrog

SL-80	Single Slip	£28.80
SL-86	Large Radius Curved Turnout Right Hand	£12.20
SL-87	Large Radius Curved Turnout Left Hand	£12.20
SL-88	Large Radius Turnout Right Hand	£11.40
SL-89	Large Radius Turnout Left Hand	£11.40
SL-90	Double Slip	£31.20
SL-91	Small Radius Turnout Right Hand	£9.08
SL-92	Small Radius Turnout Left Hand	£9.08
SL-93	Short Crossing	£8.32
SL-94	Long Crossing	£9.68
SL-95	Medium Radius Turnout Right Hand	£10.00
SL-96	Medium Radius Turnout Left Hand	£10.00
SL-97	Small Radius Y Turnout	£9.16
SL-98	Large Radius Y Turnout	£10.64
SL-99	Medium Radius 3 Way Turnout	£24.80

**EXTRA 5% OFF**

Discount code:  
HM1215P

Call 01275 774224 to place your order with the above code and we will deduct a further 5% off Peco track prices, offers may not be available online or in store.

## OO GAUGE

### PECO OO / HO Streamline Code 100 Electrofrog

SL-E86	Large Radius Curved Turnout Right Hand	£12.28
SL-E87	Large Radius Curved Turnout Left Hand	£12.28
SL-E88	Large Radius Turnout Right Hand	£11.48
SL-E89	Large Radius Turnout Left Hand	£11.48
SL-E91	Small Radius Turnout Right Hand	£9.16
SL-E92	Small Radius Turnout Left Hand	£9.16
SL-E95	Medium Radius Turnout Right Hand	£10.08
SL-E96	Medium Radius Turnout Left Hand	£10.08
SL-E97	Small Radius Y Turnout	£9.24
SL-E98	Large Radius Y Turnout	£10.72
SL-E99	Medium Radius 3 Way Turnout	£24.88

**OO / HO**  
Code 75 Rail



### PECO OO / HO Streamline Code 75 Fine

SL-100F	Flexible Track® Wooden Sleeper Nickle Silver	£2.88
SL-100F(25)	Flexible Track® Wooden Sleeper Nickle Silver Pk 25	£63.75
SL-102F	Flexible Track® Concrete Sleeper Nickle Silver	£3.00
SL-102F(25)	Flexible Track® Concrete Sleeper Nickle Silver Pk 25	£63.75
SL-104F	Flexible Track® Steel Sleeper Nickle Silver	£3.00
SL-104F(25)	Flexible Track® Steel Sleeper Nickle Silver Pk 25	£63.75
SL-106F	Flexible Track® Concrete Bi-Block Sleeper	£3.36
SL-106F(25)	Flexible Track® Concrete Bi-Block Sleeper Pk 25	£78.75
SL-184	Catch Point Right Hand	£8.40
SL-185	Catch Point Left Hand	£8.40

### PECO OO / HO Streamline Code 75 Fine Insulfrog

SL-180	Single Slip	£32.80
SL-190	Double Slip	£35.28
SL-193	Short Crossing	£9.08
SL-194	Long Crossing	£9.76

### PECO OO / HO Streamline Code 75 Fine Electrofrog

SL-E1095	Medium Radius Turnout RH with Concrete Sleepers	£12.20
SL-E1096	Medium Radius Turnout LH with Concrete Sleepers	£12.20
SL-E180	Single Slip	£33.20
SL-E186	Curved Turnout Right Hand	£12.20
SL-E187	Curved Turnout Left Hand	£12.20
SL-E188	Large Radius Turnout Right Hand	£12.04
SL-E189	Large Radius Turnout Left Hand	£12.04
SL-E190	Double Slip	£35.68
SL-E191	Small Radius Turnout Right Hand	£10.08
SL-E192	Small Radius Turnout Left Hand	£10.08
SL-E193	Short Crossing	£9.92
SL-E194	Long Crossing	£10.60
SL-E195	Medium Radius Turnout Right Hand	£11.00
SL-E196	Medium Radius Turnout Left Hand	£11.00
SL-E197	Small Radius Y Turnout	£10.92
SL-E198	Large Radius Y Turnout	£11.76
SL-E199	Asymmetric Three Way Turnout	£27.40

**EXPORTS  
VAT  
FREE**

FOR DELIVERIES OUTSIDE THE EU  
WE WILL AUTOMATICALLY DEDUCT  
VAT (20%) AND CALCULATE POSTAGE  
CHARGES AT CHECKOUT.

Prices valid for 28 days from magazine publication date and are valid for pre-orders made on or before this date. All items are subject to availability. All items are in stock or on order at time of producing advertisement, payment (except PayPal and cheques) will not be taken until items are dispatched. Prices shown include VAT at 20%. Errors excepted. Full terms and conditions shown on our website.



**UK POSTAGE £3.99**  
(\*Flexible Track £7.95)  
**FAST, SECURE DELIVERY**

Next Day delivery £7.95. Highlands, Islands are subject to a surcharge for large items and parcels over 1.8kg. \*Some oversize items may have to be shipped by courier. Postage charges are per shipment.



**LIVE  
STOCK  
INFO**





# MODEL RAILWAYS DIRECT

www.modelrailwaysdirect.co.uk

## Model Railways Direct Ltd

Retail Unit 2,  
Phoenix Way  
Portishead,  
Bristol, BS20 7GP

Tel 01275 774 224

sales@modelrailwaysdirect.co.uk

## Opening Hours

10am - 5pm  
Tuesday to Saturday  
Closed Bank Holidays



## N GAUGE

## OO GAUGE



Graham Farish 370-070  
Cornish Riviera Express Digital Train Set  
Includes track and digital controller  
£159.99 £189.95  
You Save 16%  
**DCC FITTED**  
FREE UK DELIVERY\*



Graham Farish 370-080  
Countryside Coal Digital Train Set  
Includes track and digital controller  
£143.95 £169.95  
You Save 15%  
**DCC FITTED**  
FREE UK DELIVERY\*



Graham Farish 370-140  
The Steel Worker Train Set  
Includes track and controller  
£97.50 £114.95  
You Save 15%  
**DCC READY**  
FREE UK DELIVERY\*



Graham Farish 370-180  
Seaside Excursion Train Set  
Includes track and controller  
£113.95 £134.95  
You Save 16%  
**DCC READY**  
FREE UK DELIVERY\*



Graham Farish 370-400  
Longmoor Military Railway Train Pack  
This item does NOT include a controller or track  
£117.95 £139.95  
You Save 15%  
**DCC READY**  
FREE UK DELIVERY\*



Graham Farish 370-500  
Cumbrian Mountain Express Train Pack  
This item does NOT include a controller or track  
£129.99 £154.95  
You Save 15%  
**DCC READY**  
FREE UK DELIVERY\*



Bachmann 30-048  
The Highlander Digital Train Set  
Includes track and digital controller  
£249.99 £299.95  
You Save 17%  
**DCC SOUND**  
FREE UK DELIVERY\*



Bachmann 30-080  
The Western Wanderer Train Set  
Includes track and controller  
£84.50 £99.99  
You Save 15%  
**DCC READY**  
FREE UK DELIVERY\*



Bachmann 30-105  
The Midland Marvel Train Set  
Includes track and controller  
£109.95 £129.99  
You Save 15%  
**DCC READY**  
FREE UK DELIVERY\*



Bachmann 30-160  
Rural Commuter Train Set  
Includes track and controller  
£84.50 £99.99  
You Save 15%  
**DCC READY**  
FREE UK DELIVERY\*



Bachmann 30-170  
Thames Clyde Express Train Set  
Includes track and controller  
£159.50 £174.95  
You Save 9%  
**DCC READY**  
FREE UK DELIVERY\*



Bachmann 30-325  
Ambulance Train No. 40 Train Pack  
This item does NOT include a controller or track  
£139.95 £164.95  
You Save 15%  
**DCC READY**  
FREE UK DELIVERY\*



Bachmann 30-525  
The Shakespear Express Train Pack  
This item does NOT include a controller or track  
£194.50 £229.95  
You Save 15%  
**DCC READY**  
FREE UK DELIVERY\*



Bachmann 30-575  
The Railway Children Train Pack  
This item does NOT include a controller or track  
£113.95 £134.95  
You Save 16%  
**DCC READY**  
FREE UK DELIVERY\*



Hornby R1138  
GWR Passenger Freight Train Set  
Includes track and controller  
£69.99 £89.99  
You Save 22%  
**DCC READY**  
FREE UK DELIVERY\*



Hornby R1139  
Blue Rapier Class 395 Train Set  
Includes track and controller  
£89.99 £119.99  
You Save 25%  
**DCC READY**  
FREE UK DELIVERY\*



Hornby R1151  
Caledonian Belle Train Set  
Includes track and controller  
£49.99 £64.99  
You Save 23%  
**DCC READY**  
FREE UK DELIVERY\*



Hornby R1155  
Virgin Trains Pendolino Train Set  
Includes track and controller  
£149.99 £174.99  
You Save 15%  
**DCC READY**  
FREE UK DELIVERY\*



Hornby R1167  
Flying Scotsman Three Coach Train Set  
Includes track and controller  
£103.99 £159.99  
You Save 35%  
**DCC READY**  
FREE UK DELIVERY\*



Hornby R1173  
The Western Master ELink Digital Train Set  
Includes track and digital ELink controller, requires a Windows PC to operate the locomotives  
£127.99 £159.99  
You Save 20%  
**DCC FITTED**  
FREE UK DELIVERY\*



Hornby R1176  
Eurostar Train Set  
Includes track and controller  
£139.90 £174.99  
You Save 20%  
**DCC READY**  
FREE UK DELIVERY\*



Hornby R8001  
Waiting Room  
£15.75 £24.25  
You Save 35%  
**DCC READY**  
FREE UK DELIVERY\*



Hornby R8003  
Water Tower  
£11.00 £16.99  
You Save 35%  
**DCC READY**  
FREE UK DELIVERY\*



Hornby R8217  
Hornby TrakMat  
Does not include track, train or accessories  
£12.24 £13.60  
You Save 10%  
**DCC READY**  
FREE UK DELIVERY\*



Hornby R8221  
Track Extension Pack A  
£13.28 £14.75  
You Save 10%  
**DCC READY**  
FREE UK DELIVERY\*



Hornby R8222  
Track Extension Pack B  
£21.87 £24.30  
You Save 10%  
**DCC READY**  
FREE UK DELIVERY\*



Hornby R8223  
Track Extension Pack C  
£21.20 £23.55  
You Save 10%  
**DCC READY**  
FREE UK DELIVERY\*



Hornby R8224  
Track Extension Pack D  
£33.84 £37.60  
You Save 10%  
**DCC READY**  
FREE UK DELIVERY\*



Hornby R8225  
Track Extension Pack E  
£17.91 £19.90  
You Save 10%  
**DCC READY**  
FREE UK DELIVERY\*



Hornby R8226  
Track Extension Pack F  
£22.00 £24.45  
You Save 10%  
**DCC READY**  
FREE UK DELIVERY\*

Discount code:  
HM1215TS

### Order now:

Call 01275 774224 to place your order with the above code, offers may not be available online or in store.

EXPORTS  
VAT  
FREE

FOR DELIVERIES OUTSIDE THE EU  
WE WILL AUTOMATICALLY DEDUCT  
VAT (20%) AND CALCULATE POSTAGE  
CHARGES AT CHECKOUT.

Prices valid until 30th Nov 2015 and are valid for pre-orders made on or before this date, all items are subject to availability. All items are in stock or on order at time of producing advertisement, payment (except PayPal and cheques) will not be taken until items are dispatched. Prices shown include VAT at 20%. Errors excepted. All savings shown against MSRP. Full terms and conditions shown on our website.



## UK POSTAGE £3.99 FAST, SECURE DELIVERY

Next Day delivery £7.95. Highlands, Islands are subject to a surcharge for large items and parcels over 1.8kg. Some oversize items may have to be shipped by courier. Postage charges are per shipment.

\*Free UK Delivery excludes some areas including NI, Highlands & Islands



LIVE  
STOCK  
INFO



## THE NATIONAL COLLECTION IN MINIATURE SERIES

*Limited Production BR Class 55 'Kings Own Yorkshire Light Infantry' and English Electric DPI EE: 2003*



**Now available for immediate despatch!**

**PRISTINE & WEATHERED FINISHES – SOUND VERSION AVAILABLE**



**AVAILABLE EXCLUSIVELY FROM:**

**[www.locomotionmodels.com](http://www.locomotionmodels.com)** the NRM's on-line model shop  
or the Locomotion museum shop in Shildon **Tel: 01388 771413**

## THE NATIONAL COLLECTION IN MINIATURE SERIES

*Limited Edition Class 43 HST 'Harry Patch' Train Pack.*



**Limited Edition  
of 500 packs**  
**Includes signed and  
numbered certificate**



**Now available for immediate despatch!**



**AVAILABLE EXCLUSIVELY FROM:**

**[www.locomotionmodels.com](http://www.locomotionmodels.com)** the NRM's on-line model shop  
or the Locomotion museum shop in Shildon **Tel: 01388 771413**



# Olivia's Trains of Sheffield

'OO' Gauge UK DCC  
Sound Specialists.



25a Mansfield Rd,  
Intake, S12 2AE


Extensive UK sound library utilising the Loksound decoders.

DCC/ Sound Fitting Whilst You Wait.



Heljan Class 58's Available Now.

Bachmann Class 66 111 Available Now!



Heljan EM2 Class 77 / EM1 Class 76 - Available Now.



Heljan "Falcon" 4 Versions.



Heljan "Kestrel" Available Now.



Dapol Class 73's  
Available Now.



Coming 2016 - Class 73 In EW&S, Fragonset & Network Rail.  
pre-order now!

For More details on the above & all our stock visit:

[www.oliviastrains.com](http://www.oliviastrains.com)

Tel: 0114 3216 160 Tel: 0114 2647 449 Mob: 0755 7126 651

e-mail: [oliviastrains@blueyonder.co.uk](mailto:oliviastrains@blueyonder.co.uk)





## EXPERIENCE THE ULTIMATE IN CONTROLLER TECHNOLOGY

**£69**  
PLUS £4.90 P&P

**£115**  
PLUS £5.90 P&P

**£69**  
PLUS £4.90 P&P

**£129**  
PLUS £5.90 P&P

Fully tested and guaranteed for 5 years

The Vortrak four track and Vector twin track for 00/HO/N/009 (1amp per track), the Vesta N twin track is dedicated N gauge, the Vanguard for O gauge is twin track (2.5amp per track). Each controller has state of the art design, offering very best performance capability. Slow and fast speeds are superb. Internal separate transformers for each track from 220/240 AC mains. The Vector and Vesta for N also have 2 x Hand Held controllers with 2.5mtr leads plus a 12V DC accessories output, the Vortrak and Vanguard each have 2 x 5mtr Hand Held's plus the Vortrak 2 x 12V DC accessories and the Vanguard 1 x 12V DC accessories. Each controller has a sloping front desk type dark grey enclosure. On board CDU for point motors.

For full details or to order online visit  
**www.morleycontrollers.com**  
(Secure order site)

or telephone Morley Controllers on 01704 533 116  
(Overseas enquiries +44 1704 533 116)

**Morley Controllers – Choose the best!**



PO Box 501, Southport, PR9 9ZL  
Email enquiries: [jet@morleycontrollers.com](mailto:jet@morleycontrollers.com)

Also at PO Box 1230, Wangara BC, Perth, Western Australia 6947 Tel: (08)930 56358. <http://aus.morleycontrollers.com>



10% off  
Spend £10 or  
more use code  
Advert10

**Your master piece in the making!**

- \* Railway buildings & stations
- \* Houses & industrial buildings
- \* Village & town accessories
- \* Brass etch fence & railings
- \* Brass safety ladders & walkways

Amazing items at amazing prices

See our website  
for the full range  
or call us today

**Peedie Models**

Resin and brass etch kits  
[www.peediemodels.com](http://www.peediemodels.com)  
Tel: 01856 252510

Visit → [scalescenes.com](http://scalescenes.com)

Download → Print → Build

The home of quality  
downloadable card  
model railway kits  
since 2005

**NEW Low Relief Factory**

Available in five  
different brick  
colours ONLY £3.99

Wide range  
of doors

Card kits  
that pass  
closer  
inspection

Optional loading  
dock and awning

View our  
large range of  
N and OO kits  
and texture  
sheets

Buy once unlimited prints

[scalescenes.com](http://scalescenes.com)

## ERITH MODEL RAILWAY SOCIETY

[www.erithmrs.ukmodelshops.co.uk](http://www.erithmrs.ukmodelshops.co.uk)

# Model Railway

## Exhibition

### New Venue

The Longfield Academy

Main Road

Longfield, Kent DA3 7PH

Saturday & Sunday  
30<sup>th</sup> January 2016 (10.00am to 5.00pm)  
31<sup>st</sup> January 2016 (10.00am to 4.00pm)

Up to 35 Layouts  
Society Stands

Extensive Trade Support  
Hot & Cold Refreshments

Demonstrations  
Static Displays

Adults £7.00  
Concessions £6.00  
Children £3.00  
Family (2+2) £18.00

Image copyright © Andrew Mizen and reproduced with permission.

## HEATHCOTE ELECTRONICS

detection

control

effects

The MAS-SEQUENCER controls 2, 3 or 4 aspect LED signals. After passing the signal the train is detected with the MAS-SEQUENCERS built in infra red detection. This causes the signal to change to red. The MAS-SEQUENCERS adjustable timer now starts changing the signal to yellow, (then double yellow for 4 aspect) and back to green.



The diagram shows the simplicity of the wiring. A terminal is also provided for Manual override to red for stations and junctions. Lines with more than one signal use IRDASC-4 units to control the other signals. A single wire from the MAS-SEQUENCER to the IRDASC-4 synchronises the aspects of the signals. Units are compatible with conventional and DCC control.

For working Dapol semaphore signals automatically we have the Semaphore-Sequencer. This detects trains approaching the signal, changes the signal to clear and starts an adjustable timer. At the end of the timing interval the signal returns to danger.

MAS Sequencer £16.40 Semaphore Sequencer £16.90

Post and packing £3.80 per order UK

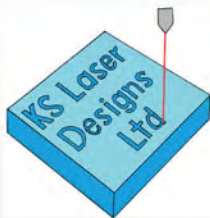
We stock **CR Signals** in N and OO gauge. These are suitable for the MAS-Sequencer.

Payment by cheque credit/debit card, paypal or postal order.

**www.heathcote-electronics.co.uk**

email: [cah@heathcote-electronics.co.uk](mailto:cah@heathcote-electronics.co.uk) phone/fax: 01538 756800  
Heathcote Electronics, 1 Haydock Close, Cheadle Staffs, ST10 1UE





# KS Laser Designs Ltd

All our kits are Laser Cut in England from MDF, PLY, acrylic and card detailing

[www.kslaserdesigns.com](http://www.kslaserdesigns.com)



**Fences and Gates—** 00 and 0 gauge

**Engine Sheds—**  
N, 00 and 0 gauge

**Garages—** 00 gauge

**Cable Drums—** 00 and 0 gauge

**Tunnel and  
Bridge Mouths—**  
N, 00 and 0 gauge

**Bridge Kits—** N and 00 gauge

**Goods Sheds—**  
N, 00 and 0 gauge

**Cab Holders—**  
See website for range

**Sheds—** N, 00 and 0 gauge

**Brick Walls—** 00 and 0 gauge

**Paving—** N, 00 and 0 gauge

**DMU/Carriage  
Stabling Platforms—**  
N, 00 and 0 gauge

**Support Wall and Low Relief Arches—** N, 00 and 0 gauge

**Low Relief Buildings—**  
N, 00 and 0 gauge

All kits come unassembled and will need painting.



**Don't  
Delay  
Call  
Today**

# WANTED

**WE  
WILL NOT  
BE BEATEN  
ON PRICE**



**Top Prices Paid for Your collection of  
Hornby, Bachman, Heljan, Farish, Wrenn,  
DJH and Other Kits Built & Unbuilt, Exley,  
LGB, Corgi, OOC, EFE, Plant, Tekno.**

## **WE PURCHASE YOUR WHOLE COLLECTION**

**Layouts dismantled – Distance No Object**

For discounted Hornby and further special offers please  
visit our website at

**[www.sandjmodelrailways.co.uk](http://www.sandjmodelrailways.co.uk)**

**Call Now Tel: 01606 872786 • Mobile: 07511 899314**

**Email: [sjmodels@tiscali.co.uk](mailto:sjmodels@tiscali.co.uk)**





## Easy lighting, sound & control for all!

**NEW** Fit real sound in your train - only £40!  
Tiny motion controlled sound capsule & battery-no wiring



**Steam  
Diesel  
DMU!**

**Works on both DC & DCC!** Steam, Diesel, Goods....

**Signal & Point  
Controllers** DCC only



Any gauge From £17

**Colour Light Signals**  
DC & DCC fitted versions



00 2, 3, 4 Aspect From £8

**NEW** Automatic Coach Lights for any Coach  
Turns on automatically, no pickups, no flicker, From £20




**Now Available  
in N gauge!**

**NO wires - fit this in seconds!** Multipacks available

**Various LFX Effects £15** inc Random,  
Flashing, Traffic Lights, Crossing, Welding, BBQ



**Clip-in Buffer Lights & Track Testers**  
DC & DCC N & 00 only £5 each



Available direct from [www.dcpexpress.com](http://www.dcpexpress.com) & model shops

Order by 3pm for same day First Class despatch



**Train-Tech**  
Model Technology Made Easy

**NEW  
BROCHURE  
FREE!**

DCC Express  
Bryon Court  
Bow Street  
Great Ellingham  
NR17 1JB, UK

**01953 457800 / [www.Train-Tech.com](http://www.Train-Tech.com)**

Quote **HBV0116** for **FREE UK POSTAGE** on order over £20 until 31/1/16



## WINTER Toy Fairs



**Products  
at Prices  
Not to be  
Missed!**

**Sun 27th & Mon 28th December 2015**  
**Sat 13th & Sun 14th February 2016**

10.00am to 4.00pm at **Locomotion**,  
The National Railways Museum, Shildon  
Locomotion, Shildon DL4 1PQ

Nearest Railways Station - Shildon 100 yds. On Arriva Bus Routes

**Café** **Disable Access** **Free Entry and Free Parking**  
**Diecast** **Model Railways** **Collectables**

**For event and trading information**

Contact: Stuart **01535 642367** or Laurence **07966 333605**

Promoted by Tri-angman and Pennine Models on behalf of Locomotion



**Card  
Mounted**

**Die-cut**

**OO/HO SCALE**

- RAILWAY BUILDING SERIES**
- A1 Station Platform
  - A2 Country Station Building
  - A3 Island Platform
  - A4 Island Platform Building
  - A5 Two Road Locomotive Shed
  - A6 Signal Box
  - A7 Goods Depot Building
  - A8 Water Tower & Weighbridge
  - A9 Covered Footbridge
  - A10 Railway Terminus Station
  - A11 Station Master House & Crossing Keeper Cottage
  - A12 Coaling Tower
  - A13 Ash Plant
  - A14 Red Brick Bridge/Tunnel Entrance
  - A15 Blue Brick Bridge/Tunnel Entrance
  - A16 Stone Bridge/Tunnel Entrance

- COUNTRY TOWN BUILDING SERIES**
- B21 'The Swan' Inn
  - B22 Two Country Town Shops
  - B23 Two Detached Houses
  - B24 'Greystones' Farmhouse
  - B25 Police Station / Public Library
  - B26 Farm Hayloft & Barn
  - B27 Supermarket & Shop
  - B28 Two Elizabethan Cottages
  - B29 Country Church
  - B30 Four Terraced Houses
  - B31 The Village School
  - B32 Country Garage & Petrol Pump
  - B33 Railway Hotel
  - B34 Bus Depot
  - B35 Market House
  - B36 The Country Fire Station

# Building quality

**Kits to adorn your layout**

**SUPERQUICK**  
MODEL KITS

**[WWW.SUPERQUICK.CO.UK](http://WWW.SUPERQUICK.CO.UK)**

INCLUDING A FULL RANGE OF  
BUILDING PAPER SERIES

**FOR OVER 40 YEARS - THE MODELLERS CHOICE**



## Model Railway Baseboards

Any size board built for any scale model railway

We manufacture standard sized layout boards as well as any size required to your specification



Fixed, portable or modular boards for indoor & outdoor use

01223 864029

[www.model-railway-baseboards.co.uk](http://www.model-railway-baseboards.co.uk)



**PARKWOOD**  
Manufacturers of fine quality display cases and cabinets  
Designed for the purpose built to last

### OO/HO Store & Stack (Small & Large)

Two robust storage systems able to provide long-term protection and storage for your 'OO' / 'HO' collection. The cases are of a sturdy stackable design with a detachable lid held in place by two snap-on handles.

There are four "lift out" Polyethylene Foam Inserts for the "Large" case and two inserts for the "Small" case, each insert is machined to house 5 coaches or Locos with Tender. Insert slot length for the "Large" case is 340 mm, and 352 mm for the "Small" case.

Foam Infill strips are provided with each case and these may be cut to a suitable length and pressed into the slots to form pockets to house wagons and shorter rolling stock.

A soft foam pad in the lid of each case prevents the movement of the inserts during transit.

**Storage capacity**  
Large Case, 20 Coaches or Locos with Tenders.

Small Case, 10 Coaches or Locos with Tenders.

**Online Price**

Store and Stack Small £69.98

Store and Stack Large £106.82 (inc. VAT and P&P)

Visit [www.parkwood-arts.co.uk](http://www.parkwood-arts.co.uk)



Parkwood Arts Ltd, Foxfield Green, Nr. Petersfield Hants. GU32 1DJ  
Tel. 01730 266151 Fax. 01730 265866 Email. [sales@parkwood-arts.co.uk](mailto:sales@parkwood-arts.co.uk)

# Taunton Controls Ltd.

ZTC products designed and built in the UK

ZTC controllers from £210  
ESU and Gaugemaster agents  
[www.tauntoncontrols.co.uk](http://www.tauntoncontrols.co.uk)

HELPLINE 01823 327155

9am to 9pm (Closed Wednesdays)



## Made to Measure...

we are now offering a bespoke transfer & etched plate service  
-Tailor Made to your Requirements.

please visit our website or call us for further information.

**Fox Transfers - The Professional's Choice**

purveyors of fine quality waterslide transfers, etched plates and other finishing products



**FOX TRANSFERS LTD**  
TEL +44 (0)116 319 4950

Unit 5, Priory Business Park, Wistow Road,  
Kibworth, Leicestershire LE8 0RX, ENGLAND callers by appointment  
email: [sales@fox-transfers.co.uk](mailto:sales@fox-transfers.co.uk) web: [www.fox-transfers.co.uk](http://www.fox-transfers.co.uk)



## FMR FRIZINGHALL MODELS & RAILWAYS

The Modeller's Choice

<b>Light it with FMR's Range of working 00-gauge Lights</b> <b>2 x Pendant Lamps</b> £3.99 (in buildings, under canopies etc) <b>LED</b> <b>Victorian Lamp</b> £2.79 Choice of red, blue or green 70mm high <b>2 x Gas Lamps</b> £2.99 <b>Yard Lamp</b> £6.99 <b>Adjust up to 45mm high</b> <b>Double Lamp</b> £2.99 Choice of red, blue or green 70mm high <b>Swan Neck Lamp (BR/GWR)</b> £2.69 45mm high <b>Swan Neck Lamp (BR/SR)</b> £2.69 50mm high <b>Swan Neck Street Lamp</b> £2.69 45mm high	<b>PECO TURNABLES</b> <b>Turntable Kits</b> "00" £46.50 (LK-55) "N" £16.25 (NB-55) <b>Motor Drive Kits</b> "00" £22.99 (TTD00) "N" £22.99 (TTDN) <b>Manual Drive Kits</b> Kit2 (up to 12" from baseboard edge to turntable centre. Fits "00" or "N"...£24.95 Kit2a Extension (increases Range To 25")...£4.99 Well Type - requires sinking into baseboard. Motor & manual kits are specifically for Peco turntables and provide no means of setting track alignment but the slow operation allows visual alignment. Full instructions provided.
<b>Colour Light Signals</b> Home £6.99 Home/Distant £7.99 Ground Home £4.99 Ground Home/Distant £5.99 <b>Modern Side Street or Platform Lamp</b> £2.69 <b>Modern Main Street or Platform Lamp</b> £2.79 Adjustable up to 100mm high <b>Wall Mount Electric Gas Lamp</b> £1.99 <b>2 x Wall Mount Gas Lamps</b> £4.49	<b>ATLAS TURNABLES</b> Ready made - 21 possible track positions / Deck Length: "N" = 7.5" "00" = 9" <b>AL2790 "N" T/Table</b> £29.95 <b>AL2791 "N" Motor</b> £22.95 <b>AL305 "00" T/Table</b> £34.95 <b>AL304 "00" Motor</b> £29.95 These turntables are above board mount so no baseboard cutting required. Manual or with easy to fit motor.
<b>Now in N-gauge:</b> <b>Victorian Street or Platform Lamp (green, blue or red)</b> £2.49 (50mm High) <b>Modern Street or Platform Lamp</b> £2.79 (45mm High) <b>Swan Neck Street Lamp</b> £2.99 (30mm High) <b>Swan Neck Lamp GWR/SR</b> £2.99 (30mm High) <b>Curved Street or Platform Lamp (green, blue or red)</b> £2.39 (45mm High)	<b>Freight Yard or Car Park Flood Light</b> £7.99 (115mm High) <b>Airbrush/Compressor Deal £95.00</b> Compressor - low noise, auto-stop Airbrush - double action gravity feed Hose - braided 1.8m <b>We offer a range of FMR Model Services</b> services for the modeller: Locomotive Service/Repair, Decoder fitting Re-number/name Weathering <b>DCC Sound fitting</b> Want a sound in your loco? Then we can help. We can fit most Diesel or Steam types with a selection of sound decoders from £120.00 fitted Contact us for more details or visit our store.

Postage : up to £25 order value is £2.99 ,over £25 value is £4.99

**UNIT 3C, HILLAM ROAD, BRADFORD, W. YORKS, BD2 1QN**  
**Tele: 01274 747447 Fax: 01274 739680 [www.modelrailshop.co.uk](http://www.modelrailshop.co.uk)**  
**Payment by credit/debit card or cheque**



Possibly Hampshire's Largest Stockist  
of Model Railways, Diecast, Books,  
Magazines, Scalextric and much more...  
Second Hand Department NOW OPEN.

### Bachmann Loco's - Last Few!

31-526	Class A2 Bachelors Button	£139.45
	BR Green E/Emblem	
31-550	V2 60800 BR Green Late Crest	£81.95
31-604	V3 67666 BR Black Late Crest	£42.95
31-613	V3 67628 BR Black Late Crest, Straight	
	Bunker Humped Steam Pipes	£71.80
31-627A	Class 3F 0-6-0 3709 LMS Black	£83.80
31-676	Type AL5 Electric E3058 BR	
	Electric Blue Twin Pantograph	£112.45
31-710	B1 61251 'Oliver Bury' BR Lined	£67.30
31-714	B1 61250 'A. Harold Bibby'	
	BR Lined Black Early Emblem	£99.95
31-864	J39 64841 BR Black L/Crest Withd	£55.95
31-964	A4 4-6-2 60004 'William Whitelaw'	
	BR Lined Green Late Crest	£129.40
31-975A	STD 3MT 82020 Early L/Black	£86.95

All prices include postage.



Monday: Closed  
Tuesday to Saturday: 9.00am to 5.00pm  
Sunday: See website / call  
Tel: 01420 542244  
altonmodelcentre.co.uk  
7a Normandy Street, Alton  
Hants, GU34 1DD

FineScale  
**MODEL  
WORLD**

**SPECIAL  
WINTER  
OFFER...**

**EVERYTHING YOU NEED TO:  
START AIRBRUSHING**



- Airbrush
- Compressor
- Moisture Trap
- Hose
- Spray Booth
- Extraction set
- Totally Portable

All this  
for  
only:

**£117.00**  
+ p&p

LIMITED STOCK  
See website for further information

**www.finescalemodelworld.co.uk**

Telephone:

01902 650077

email: finescalemodelrailways@gmail.com



## EAST KENT MODELS

NOW ON

**CLOSING DOWN SALE**

**PARTS STOCK GOING FAST!**

HORNBY UK, HORNBY CHINA, LIMA, etc.

FOR OUR SALE PRICE LISTS OR TO ORDER PLEASE E-MAIL  
ekmodels@hotmail.com

TELEPHONE ORDERS ALSO WELCOME ON 07854 094640  
1000-1600 HRS TUESDAY-THURSDAY, 1000-1300 FRIDAY

OR WRITE TO

UNIT 50 JOSEPH WILSON ENTERPRISE CENTRE  
MILLSTROOD ROAD, WHITSTABLE CT5 3PS

## The Locoshed

48 Bury Old Road, Whitefield,  
Manchester, M45 6TL



Bachmann		Hornby	
32-050	Class 42 Warship D817 Foxhound in BR maroon	R2403	Derwent Brange BR Black
32-057	Class 42 Warship D870 Zulu in BR Blue	R2251	LNWR N2 Class 0-6-2 Tank
32-358	BR Class 4MT 800118 in BR Black	R2275A	Dean Goods 2538 in BR Black
32-952	Riddles Std 4MT 76079	R2357	61XX large Prairie tank 6167 BR green
32-553	A1 Peppercorn North British BR Blue	R2093A	Ex L&Y Pug 0-4-0 BR 51218
31-550	V2 60800 Green Arrow BR	R2300	The Bournemouth Belle Train pack
32-304	Collett Goods 2294 GWR Green	R2194	The Atlantic Coast Express
32-275	K3 2-6-0 2934 in LNWR Black	R2569	The Talisman Train Pack with A3
32-135	45xx Prairie tank 5351 GWR	R2723	King Arthur Class No 751 Etnare in SR
32-079	56xx Collett tank 6624 GWR	R2648	Class 56059 EWS livery
32-375W	Class 37412 Big T Driver John Elliott	R2383	Duchess class 46251 City of Nottingham BR Maroon
32-529X	Class 55 Deltic D9008 The Green Howards	R2479B	Class 47 316 Cam peak Cotswold Rail
32-652	Class 44004 in BR Blue Great Gable	R2519	Class 59005 Kenneth J painter in Foster Yeoman
32-779X	Class 66722 in Metroliner livery LUT GBR	R2704	Class 43 HST power cars in Virgin trains livery
		R2563	A3 Class 60073 St Gatien in BR green

**NEW LARGER SHOW AREA WITH LOTS MORE STOCK ON DISPLAY  
PLUS CUSTOMER TOILETS NOW AVAILABLE!**

### Misc

0 Gauge Finescale San Cheng 1 watt 2-6-0 Class 2MT in BR green .....£995 Bargain!!  
0 Gauge Exhibition Standard Class 42 Warship Diesel Hydraulic No 832 in BR Blue at .....£895  
ACE Trains mid range Stanier 4P 2-6-4 Tank in LMS lined Black at .....£550 a beauty!

We stock: • Gaugemaster • Javis • Woodland scenics • Cork and grass rolls  
• Slaters plasticard and Mek pack • Javis plasticard and foam card sheet  
• Balsawood all the glues • Humbrol paints • All Dapol plastic kits  
• The full Metcalfe range • Hornby and Bachmann scenecraft buildings  
• Oxford diecast • Pocketbond • Base toys.

We also have a good stock of **NEW & PRE-OWNED TRACK**  
OO and N gauge plus buildings and accessories.

All the above models are in near mint boxed condition unless otherwise stated.  
All major debit and credit cards accepted as well as Paypal. Mail order Cheques  
payable to the Locoshed Please All parcels sent out via Royal Mail 1st Class  
signed for at £5 per Loco, discounts for multiple purchases.

Open Tuesday to Saturday 10am - 5.45pm, Thursdays until 7pm,  
Closed Sundays as normally at Toyfairs or model rail shows,  
we are closed Mondays

Tel: 0161 772 0103 Mobile: 075904 13177 email: thelocoshed4@aol.com  
Or visit our new website: [www.thelocoshedmcrc.co.uk](http://www.thelocoshedmcrc.co.uk)

Just as we closed for press we have  
taken in a large collection of N gauge  
Farish locos mainly steam, including  
A4 Merlin, Battle of Britain class  
602 sqn, Duchess of Rutland,  
BR Crab, A3 Flying Scotsman in  
BR green and many more.

If you are not aware we do get all  
the new latest releases from Hornby  
/ Bachmann / Dapol and just arrived  
are the Farish Merchant Navy Class  
Locos and class 47711 in NSC.

WE ARE INTERESTED IN BUYING QUALITY  
MODELS SINGLE ITEMS OR COLLECTION ANY  
GAUGE. WE CAN ALSO UPLIFT AND REMOVE  
LAYOUTS IF REQUIRED. REPAIRS AND DCC  
FITTING / ADVICE SERVICE AVAILABLE.  
WE ARE ALSO HAPPY TO SWAP OR TAKE  
PART EXCHANGE ON ANY ITEM

**YouChoos  
DCC Sound**

LET'S MAKE SOME NOISE!

**What will you be  
unwrapping this  
Christmas?**



New  
high-performance  
Low profile  
speakers

New micro  
sound decoder  
ZIMO MX649

New YouChoos  
0 Gauge  
Bi-Colour Lamps

**0844 7725052**

[www.YouChoos.co.uk](http://www.YouChoos.co.uk)

[john@youchoos.co.uk](mailto:john@youchoos.co.uk)





PECO Quality Line N Gauge tank wagon featuring the S&N logo on either end



NEW... "Scottish & Newcastle Breweries Limited" - £11.45



NEW  
Harburn Special  
for 'N' gauge

Other N Specials in stock

'Glasgow' coal £8.15

'Edinburgh' coal £8.15

'Fife Coal' £8.15

'Distillers Co. Ltd.'  
cottage roof van £7.85

'L.G.W.'  
cottage roof van £7.85

'North British Storage'  
cottage roof van  
£7.85



P&P  
£3.00  
per order  
please

Harburn Hobbies, 67 Elm Row, Edinburgh EH7 4AQ

0131 556 3233

www.harburns.co.uk



**Vectis**  
AUCTIONS LTD  
COLLECTABLE TOY SPECIALISTS

► Friday 22nd January 2015 - Model Train Sale - Thornaby - 10.30am

For further information regarding this sale visit [vectis.co.uk](http://vectis.co.uk)

Telephone **01642 750616** - **01993 709424** (Oxford office)

Fax 01642 769478 - email [admin@vectis.co.uk](mailto:admin@vectis.co.uk) - [www.vectis.co.uk](http://www.vectis.co.uk)

Dates are correct at time of print but are subject to change - please check [www.vectis.co.uk](http://www.vectis.co.uk) for updates



**VECTIS AUCTIONS**, FLECK WAY, THORNABY, STOCKTON-ON-TEES, TS17 9JZ  
Oxford Office, Unit 5A, West End Industrial Estate, Witney, Oxon, OX28 1UB

**The World's Premier Train Auction House**

## THE NORTH'S PREMIER MODEL RAILWAY SHOW

APETHORNE JUNCTION - O GAUGE

**WHEN, WHERE & HOW MUCH?**

**OPENING TIMES:** SATURDAY 10:00 - 17:00 • SUNDAY 10:00 - 16:30  
**VENUE:** DONCASTER RACECOURSE, DONCASTER, DN2 6BB  
**TICKET PRICE:** ADULT: £9.00 | CHILDREN: £4.50 (5-16YRS)

**BOOK IN ADVANCE TO RECEIVE:**

**UP TO £2.00 OFF, A FREE SHOWGUIDE & 30MINS EARLY ENTRY**

**30 MUST-SEE LAYOUTS**  
**RMweb THEATRE**  
**80+ QUALITY TRADERS**  
**YOUR CHANCE TO SEE A FANTASTIC CHOICE OF LAYOUTS FROM A RANGE OF GAUGES INCLUDING...**  
HAZELBANK - OO GAUGE  
APETHORNE JUNCTION - O GAUGE  
DUNKOW ROAD - N GAUGE  
**PLUS MANY MORE...**

NORTH OF ENGLAND LINE - N GAUGE

ON THE DOOR: £9.00 | IN ADVANCE: £8.00 | **BRM** SUBSCRIBERS: £7.00



**MODEL-RAILWAY-SHOWS.CO.UK**



**0844 581 0816**

T&CS: \*FEE APPLIES FOR POSTAL TICKETS. E-TICKETS ARE FREE OF CHARGE. BRM SUBSCRIBER DISCOUNT APPLIES TO ADVANCED BOOKING ONLY



**LCUT CREATIVE**  

 "High quality products using British materials. All our kits are proudly made in Britain."  
[WWW.LCUT.CO.UK](http://WWW.LCUT.CO.UK)

**SCRATCH BUILD AID**

**SIGNAL BOX SERIES**

FROM £2.49

FROM £5.99

O GAUGE KITS NOW AVAILABLE ON OUR WEBSITE

**Mike Pett's Supercast 00 Model Railway Figures**

O gauge models £1.75 unpainted, hand painted models £4.50 each P&P £2.75  
 O gauge fireman £5.50 unpainted, hand painted £8.50 P&P £3.75

New Moriarty joins Holmes & Watson	Holmes & Watson	Fireman with Loco Driver	Sikh passenger & wife <b>NEW</b>
<b>NEW</b> Brunel	<b>NEW</b> Station master & AA Man	<b>NEW</b> O gauge fireman and driver	Steam Age Policeman <b>NEW</b>

[www.modelrailwayfigures00.co.uk](http://www.modelrailwayfigures00.co.uk)  
 (00 - Zero Zero)

Please make cheques payable to: Mike Pett. 12 Chatham Street, Ramsgate, Kent, CT 11 7PP  
 Tel: 01843 593417 • Mob: 07976 724225 Email: [mikepettphotos@btconnect.com](mailto:mikepettphotos@btconnect.com)

**THE SOUTH'S MAJOR SHOWCASE OF MODEL ENGINEERING & MODELLING**

Great Hall  
 Alexandra Palace  
 London  
 N22 7AY

Sponsored by  
**ENGINEERING in Miniature**

**LONDON MODEL ENGINEERING EXHIBITION**

**FRIDAY 15th - SUNDAY 17th JANUARY 2016**

**A GREAT DAY OUT FOR ALL AGES**

**MEET THE CLUBS AND SOCIETIES**

- Over 50 national & regional clubs and societies attending
- See 1,500 fantastic models on display
- Exciting demonstrations

**OVER 55 LEADING SPECIALIST SUPPLIERS PRESENT. EVERYTHING HOBBYISTS NEED UNDER ONE ROOF!**

10am-5pm Fri & Sat 10am-4.30pm Sun

[www.londonmodelengineering.co.uk](http://www.londonmodelengineering.co.uk)

@MeridienneEx London Model Engineering Exhibition



**MODEL TRAINS & ACCESSORIES**

**RAILWAY CONDUCTOR**

Also Die Cast - Radio Controlled Toys - Etc...

Shop: 01327 439736 (10.30am - 17.30pm)  
 Home: 01604 830722 (after 6pm) • Mobile: 07961 757094  
[www.therailwayconductor.co.uk](http://www.therailwayconductor.co.uk)

Unit 2  
 The Old Dairy Craft Centre,  
 Upper Stowe,  
 Nr Weedon off A5  
 Northamptonshire,  
 NN7 4SH

Visit us on:  


**NEW SHOP**  
 OPEN 7 DAYS A WEEK  
 • Mon to Sat 10.30-17.30  
 • Sun 11-4  
 out of hours please call mobile thanks

**WE SELL ALL MAKES, MODELS AND ACCESSORIES.**

- FIGURES:** Bachmann, Hornby, Model Scene & Noch.
- LOCOS:** Hornby, Bachmann, Lima, Graham Farish N Gauge & Dapol 00 Gauge.
- WAGONS:** Hornby, Bachmann, Secondhand, Dapol, Peco N Gauge & Oxford 00 Gauge.
- COACHES:** Bachmann, Hornby, Dapol 00 Gauge & Wrenn.
- BUILDINGS:** Bachmann, Hornby, Superquick & Metcalfe N / 00 Gauge.
- HOT WHEELS**
- SLOT CARS:** Scalextric, Ninco & SCX.
- OXFORD DIECAST**
- BRITAINS FARM:** Case & John Deere Tractors.
- ACCESSORIES:** N Gauge, Hornby, Javis, Expo, Ancorton, Modelling, Dapol, Modelscene, Woodland Scenics, Bachmann Scenecraft / Branchline, Noch, Gaugemaster & Peco, 00 / N Gauge.
- BASE TOY • AIRFIX**
- THOMAS & FRIENDS • GAMES**

**Throughout January we are offering an EXTRA 5% OFF all Hornby & Bachmann products.**

**GAUGEMASTER.com**

**NEW & USED 00 GAUGE BOUGHT & SOLD**

**Santa will be in the shop, 12th December**

**MAIL ORDER AVAILABLE BY PHONE OR VISIT US ONLINE. WE ACCEPT PAY PAL THROUGH OUR ONLINE SHOP.**

**WE ARE 1 YEAR OLD!**  
 Thank you to all our customers



SouthWest  
**digital**

Distributor  
for the UK



As real as it gets!



Photos: Chris Perkins

ALL products come with a 2 year warranty and FREE return postage  
New YouTube channel, see website for details

Close your eyes and  
you're there!

**UDRIVE**

responsive sound algorithm  
The highest quality sounds in all  
gauges. A wide range of responsive  
steam and diesel sounds developed  
for the all new UDRIVE



Crystal clear digital sound

Test drive the latest loco sounds with  
stunning clarity at SWD - call now for  
more info

T: 01934 515382 info@swd4esu.co.uk  
www.southwestdigital.co.uk

# SOUTHAMPTON Model Railway Exhibition 2016



CASTERBRIDGE: G gauge layout by Southampton MRS  
Photograph: Trevor Jones, Hornby Magazine

30<sup>th</sup> & 31<sup>st</sup>  
**JANUARY**

**Saturday**

10.00am to 5.00pm

**Sunday**

10.00am to 4.30pm

**Barton Peveril College, Chestnut Avenue, EASTLEIGH**  
For SatNav use - SO50 5BX. Follow AA signage from the end of the  
motorway, either Junction 5 or M27 or Junction 13 of M3.

More than **20 quality LAYOUTS**, including some to  
commemorate **50 years** since the closure of the  
**Somerset & Dorset Joint Railway**.



With well-known **TRADERS** from around the country.

<b>ADMISSION:</b> (with FREE guide while stocks last!)	
Adults:	£ 7.00
Children (5-15):	£ 3.00
Family (2+2):	£17.00

Information from **SPECIALIST SOCIETIES**  
on both scale & full-size railway matters

Skilled  
**DEMONSTRATORS**  
to show you how



**HOT & COLD**  
**REFRESHMENTS**  
available



For further details about the 2016 Exhibition,  
please visit our website:

[www.southamptonmodelrailwaysociety.wordpress.com](http://www.southamptonmodelrailwaysociety.wordpress.com)



## 2016 YEARBOOK

## AIRFIX 2016 YEARBOOK

This is the first ever Yearbook from Airfix and besides  
highlighting new kits for 2016, it also offers a 2015  
retrospective, model builds, aircraft type history, hints and  
tips on starting out in modelling...and full listings of all Airfix  
and Humbrol products.

### FEATURING:

#### PLASTIC PIONEER

Jeremy Brooks looks at the history of more than 70 years of Airfix  
Model kits.

#### NEW TOOLING/RE-ISSUES FRESH FOR 2016

Featuring Gloster Meteor F.8, Heinkel He 111H-6, Bristol Beaufighter  
Mk.X Late and many more.

#### FIREDOG ROCKETEER

Chris Jones builds Airfix's forthcoming 'late' version of the  
Beaufighter Mk.X.

#### AND MUCH MORE!

AVAILABLE NOW from **WHSmith** and all other leading newsagents

**Alternatively, Order Direct**

**JUST £7.99 + FREE P&P\***

\*Free 2nd class P&P on all UK & BFPO orders. Overseas charges apply.

**FREE P&P\*** when you order online at  
[www.keypublishing.com/shop](http://www.keypublishing.com/shop)



Call UK: 01780 480404 Overseas: +44 1780 480404

Monday to Friday 9am-5:30pm





london  
transport  
museum

Shop for great gift ideas

Online:

[ltmuseumshop.co.uk](http://ltmuseumshop.co.uk)

London stores:

**Covent Garden Piazza**  
**South Kensington**  
**(Station Arcade)**



**On track for the perfect Christmas**



**K<sub>R</sub>** 0800 6126 430

**the best protection**

**cases & trays**

**www.krmulticase.com**



**MonkBar Model Shop**

**Model Railways - Diecast Planes & Vehicles**  
**Plastic Kits & Figures - Scalextric - Jigsaws**


Open  
Monday - Saturday  
9am - 5.30pm  
Only 2 minutes away from York Minster

2 Goodramgate  
York - YO17LQ  
01904 659423  
info@monkbarmodelshop.co.uk

Stockists of Hornby, Bachmann, Peco, Dapol, Gaugemaster, Ratio, Wills, Woodland Scenics, Metcalfe, Oxford Diecast, Base Toys and many more

Shop online with us,  
New website now live! **monkbarmodelshop.co.uk**

**Mercian Models**  
**Producing your Kits**



**LOCOMOTIVE, WAGON & COACH KITS AVAILABLE IN**  
**1 GAUGE, 0 GAUGE, 00 GAUGE, 7MM AND 4MM**  
**NARROW GAUGES.**  
S.A.E for relevant price list(s), or see our new website -  
[www.modelrailways.tv](http://www.modelrailways.tv)  
**1A Market Way, Hagley, Stourbridge, DY9 9LT**  
[mercianmodels@hotmail.co.uk](mailto:mercianmodels@hotmail.co.uk)

**MORRIS MODELS**  
**NORTH LANCING**

80 Manor Road, N Lancing,  
West Sussex, BN15 0HD  
Tel 01903 754850  
[www.morris-models.co.uk](http://www.morris-models.co.uk)  
[info@morrismodels.co.uk](mailto:info@morrismodels.co.uk)

**We are between Brighton & Worthing, just off A27 west of Shoreham Airport**

**BRITISH RAILWAYS**  
**HORNBY** **PARAVAN** **PARAVAN**  
**PECO** **dapol** **metcalfe**  
PLUS MANY OTHER RANGES OF SCENIC  
MATERIALS, BUILDINGS, VEHICLES etc

**BICYC-LED**  
**OO/HO & N**  
Cycles & M/cycles  
with working  
lights!!  
See our webshop  
for details  
**Easy free parking!!**  
**Open Mon - Sat**  
**9.30 to 5.00**

**CONTINENTAL RAILWAYS**  
**FLATIRONMAN** **ROPER** **BRAND** **TRIX**  
**harpo** **FALLER** **Preiser**  
**SUPRA** **NOCH** **MINITRAINS**



**MODEL RAILWAY SOLUTIONS**

**Tel: 01202 798068**  
**Email: [info@modelrailwaysolutions.co.uk](mailto:info@modelrailwaysolutions.co.uk)**

Contact us for a quote on all your baseboard  
and helix requirements, either bespoke or  
from our own modular range.

Please take a moment to browse our online store or visit us at -  
Unit 1, 10-12 Alder Hills, Poole. Dorset. BH12 4AL.  
**[www.modelrailwaysolutions.co.uk](http://www.modelrailwaysolutions.co.uk)**

**Pooleys Puffers**

Model Railway  
Supplies, New &  
Second Hand  
Bought & Sold

Partnership:  
David & Anne Poole  
Diecast Models  
Kits & Accessories

**Tel: 0191 4910202/4106386 Mobile: 07976 519178**  
**[www.pooleyspuffers.com](http://www.pooleyspuffers.com) e-mail: [pooleyspuffers@btopenworld.com](mailto:pooleyspuffers@btopenworld.com)**

382a Jedburgh Court, Team Valley Trading Estate,  
Gateshead, Tyne & Wear. NE11 0BQ

Mon - Thurs - 10:00am - 5:00pm  
Fri - Sat & Bank holidays please telephone for opening times  
Sunday - Closed  
All major cards accepted. Part exchange welcome

**PECO** **HORNBY** **GAUGE MASTER** **DAPOL** **JAVIS** **METCALFE** **SUPERQUICK** **WILLS** **RATIO**

**Model Scenery Supplies**

An internet based shop supplying hundreds of items you need to build  
realistic terrains and landscapes. With fast, reasonably priced postage.

Take a look at our new and improved website.  
Loaded with lots of new and exciting products!

**[www.modelscenerysupplies.co.uk](http://www.modelscenerysupplies.co.uk)**



**NEW OO & O PLANTS & FLOWERS NEW**  
15 North Norfolk Business Centre, Northrepps, Cromer, Norfolk NR27 9RQ

**RADLEY MODELS**  
**[www.radleymodels.com](http://www.radleymodels.com)**

**DREADNOUGHTS**  
**TO GO WITH THE**  
**METROPOLITAN**  
**BO-BO Sarah**  
**Siddons BY**  
**HELJAN**  
**BUY IN KIT OR**  
**RTR**  
**RING 01425479377**





Earlestown has deep roots within the history of today's modern railway. Home to the Vulcan foundry where such engines as Deltics and LMS engines were built, the Viaduct Wagon Works where freight wagons were built and more recently, Earlestown has become home to Sawyer Models.



Opened in May 2014, Andrew Sawyer welcomes Loco enthusiasts from across the nation. With a full DCC installed working layout, Sawyer Models provides a great selection for advanced collectors and for those who are just getting started.



Situated on Bridge Street, Sawyer Models are OPEN Monday to Wednesday and Friday to Saturday 10am to 5pm CLOSED Thursdays and Sundays with FREE parking throughout Earlestown and only a 2 minute walk from Earlestown train station.

27 Bridge Street, Earlestown, Newton-Le-Willows, Merseyside, WA12 9BE  
01925 227835 info@sawyermodels.co.uk www.sawyermodels.co.uk

Also find us on:

Facebook: sawyermodelsearlestown and also on: Twitter @SawyerModels

# OSBORNS MODELS

01237 423453

**LASER CUT N GAUGE**

7 HONESTONE ST, BIDEFORD, N. DEVON, EX39 2DL

**WWW.OSBORNSMODELS.COM**

## BLOCKsignalling

www.blocksignalling.co.uk

### N GAUGE TRAFFIC LIGHT KIT



Introducing our new Traffic Light Kit consisting of a pair of 30mm high led traffic lights and the TLC2A control module.

Operates the lights to the UK or Continental sequence, with realistic fading between aspects and easily adjustable timings.

Operates over a wide range of voltages and is very straightforward to wire. Please see our website for full details.

Semaphore Signal Controllers ♦ Points Position Indicators ♦ Level Crossing Modules  
Light Aspect Controllers ♦ Shuttles ♦ Station Stop ♦ Points Control ♦ CDU ♦ Traffic Lights

## WINTER WARMERS



This winter, treat yourself to one of our growing range of affordable 3d printed plastic loco kits  
Body only from £40.00  
Full kits from £48.00

Available via our website [cdcdesign.webplus.net](http://cdcdesign.webplus.net)

## STREET LEVEL MODELS

# key SHOP

For a great selection of books, DVDs, magazines and models visit:



[www.keypublishing.com/shop](http://www.keypublishing.com/shop)

092/15

## SALE SALE SALE SALE SALE SALE SALE SALE

HORNBY:		DAPOL N		BACHMANN:	
R2844	30934 BR Early .....£91.00	ND-114A	CL153 EMidI .....£80.00	31-167DC	50795 Black (W) .....£84.00
R3098	60163 BR Green .....£94.00	ND-114C	153333 Central .....£80.00	31-325DC	CL105 Blue .....£85.50
		ND-135C	6910 BR .....£79.00	31-932DC	40957 BR Early .....£111.50
2301	D5903 Grn Full Yell .....£90.00	ND-205C	27008 BR Blue .....£84.25	31-933	41157 BR Early .....£102.50
2302	D5908 Grn Full Yell .....£90.00	ND-209B	55000 Regional .....£78.00	31-995	10000 BR Green .....£89.00
2310	D5907 Green Gloss .....£93.50	ND-099D	86425 RES .....£72.00	32-285	CL101 BR 6m SVP .....£120.00
2311	D5906 BR Green .....£93.50			32-286	CL101 Grn Whisk .....£120.00
2322	D5905 BR Green No Frost .....£101.00	371-381	66405 Malcolm Log .....£60.00	32-913	CL108 Grn Whisk .....£84.00
2323	D5909 Green (W) .....£109.00	371-393	66301 Fastline .....£66.00		All subject to availability
2724	D5353 BR Green .....£78.00	372-726	73158 BR Late .....£94.00		UK P & P from £4.10 per order
		372-801	60156 BR Late .....£96.00		

We also stock 00 & N gauge from Bachmann, Base Toys, Britbus, Classix, Dapol, Dornaplas, EFE, Farish, Gaugemaster, Heljan, Hornby, Humbrol, Kestrel, Metcalfe, Modelscene, Oxford Diecast, P. Dundas (N), Peco, Plastruct, Ratio, Superquick, Wills, Woodland Scenic & Deluxe Materials.

**ONLINE SHOP** [www.churchstreetmodels.co.uk](http://www.churchstreetmodels.co.uk)

Mon-Sat 09.30-17.30 • Sun 11.00-15.00 (6-20 Dec Only) • Closed Tues (Not Dec) & Bank Hols

Church Street Models, 10A, Church Street, Basingstoke, Hants, RG21 7QE

01256 358060 • Mail Order Welcome

## Durham Trains of Stanley

*"more than just a model shop"*

Opening hours: Mon 09.30-17.00, Tue 09.30-17.00 Wed Closed, Thu 11.00-19.00, Fri 09.30-17.00, Sat 09.30-17.00, Sun Closed  
6 Station Road, Stanley, Co. Durham, DH9 0JL  
Tel: 01207 232545  
[www.durhamtrainsofstanley.co.uk](http://www.durhamtrainsofstanley.co.uk)  
Email: [sales@durhamtrainsofstanley.co.uk](mailto:sales@durhamtrainsofstanley.co.uk)



**Plastruct** **Plastruct** **Plastruct**

Please ask your model shop for genuine Plastruct fineline Styrene structural shapes.

Range contains over 70 shapes including: Angles, I-Beams, Channels, Columns, Deep Channels, Tees and Z Sections, Round, Rectangular and Square Tubing, Plastic Strips and Sheeting, Scale Ladders, Stairs and Railings, Open Web Trusses.

Essential for all scratch model makers.

[www.plastruct.co.uk](http://www.plastruct.co.uk)



**GAS CUPBOARD MODELS** **MODEL RAILWAYS**

01225 777888

We are here to help

**DCC**

Gas Cupboard Models  
6 St Georges Works, Silver Street,  
TROWBRIDGE, BA14 8AA



**www.expressmodels.co.uk**

**LIGHTING SPECIALISTS**

Let our lighting scenic effects bring your layout to life. Our range includes: Flashing Neon Signs, Arc Welding Simulators, Flickering Fires, Working Belisha Beacons, Party Garlands & Flashing Beacons for Emergency and Maintenance Vehicles. We also stock a comprehensive range of Knightwing Products & the excellent ID Photographic Backscenes.

Visit our website which has secure online shopping.  
Please send £3.00 for our 50 page catalogue which lists our full range.

**EXPRESS MODELS, 65 CONWAY DRIVE, SHEPshed,  
LOUGHBOROUGH, LEICS. LE12 9PP**

Tel: 01509 829008 Fax: 01509 560878  
Email: [sales@expressmodels.co.uk](mailto:sales@expressmodels.co.uk)



**GEE DEE MODELS - NOTTINGHAM**  
**HORNBY LOCO OFFERS**

R3222 Great Western 42xx 2-8-0 4261 .....	£110.95	R3263 Cl.50 Blue L/Logo 50-024 .....	£133.95
R3229 B.R.(W) Star Class 'British Monarch' .....	£127.95	R3264 Cl.50 Blue L/Logo 50-046 .....	£133.95
R3329 S15 4-6-0 B.R. L/C 30830 .....	£124.95	R3202 B.R. A3 Flying Scotsman Withd Green .....	£143.95
R3327 S15 Southern Olive Green 824 .....	£124.95	R3131 LNER A4 'Great Snipe' Garter Blue .....	£135.95
R3005 B.R.(W) 28xx 2845 weathered .....	£130.95	R3252 First Great Western Cl.153 .....	£81.95
R2916 GWR 28xx 2-8-0 2812 Shirtbutton .....	£111.95	R3242 B.R. K1 Black E/Crest 62015 .....	£120.95
R3225 GWR 72xx 2-8-2T 7233 .....	£118.95	R3240A B.R. K1 Black L/Crest 62027 .....	£120.95
R3224 B.R. 42xx 2-8-0T L/Crest 5239 .....	£107.95	R3305 B.R. K1 Black E/Crest 62059 withd .....	£120.95
R3328 S15 4-6-0 B.R. E/C 30843 .....	£124.95	R3235 D16 4-4-0 British Railways .....	£99.95
R3194 B.R. Schools 'Epsom' Black E/Crest .....	£125.96	R3233 D16 4-4-0 L.N.E.R. Black 8825 .....	£99.95
R3208 B.R. Schools 'Brighton' Black E/Crest .....	£129.95	R3234 D16 4-4-0 B.R. 62530 .....	£99.95
R2829X Southern T9 314 Black DCC Fitted .....	£105.95	R3305 D16 B.R. Weathered 62581 .....	£99.95

Many other locos in stock both current & discontinued. Give us a ring for your wanted items  
All above prices include VAT. **Post £5.00 UK mainland only.** Offshore and Overseas at cost.

**GEE DEE MODELS - NOTTINGHAM HORNBY COLLECTOR CENTRE**  
**21, HEATHCOAT STREET, NOTTINGHAM. NG1 3AF**

Tel. 0115 9412211  
[www.geedee-modelshop.com](http://www.geedee-modelshop.com)

**SALE** Starts **Saturday 2nd January, 10am**

**FLAIR RAIL**

**STOCKISTS OF MODEL RAILWAY EQUIPMENT  
SECONDHAND BOUGHT AND SOLD**

FIND US ON FACEBOOK **f**  
[WWW.FLAIR-RAIL.CO.UK](http://WWW.FLAIR-RAIL.CO.UK)

FLAIR RAIL, UNIT 7, SPRINGFIELDS, NURSERY  
ESTATE, BURNHAM ON CROUCH. CMO 8TA  
T: 01621 786198  
E: [ROGER@FLAIR-RAIL.CO.UK](mailto:ROGER@FLAIR-RAIL.CO.UK)  
OPEN: MONDAY TO FRIDAY 9.30-5.00  
SATURDAY 9.30-4.00

**Realistic GHOST SIGNS**  
in miniature for your  
**MODEL RAILWAY**

**NEW!**  
NOW AVAILABLE AS  
WATER-SLIDE TRANSFERS

**GHOST-SIGNS.COM**

NOT ONLINE? CALL 07970 977 628 FOR AN ILLUSTRATED PRICE LIST



**TOWNSCENE**  
BACKGROUNDS OF DISTINCTION

This scene: Sky background with elements from 'OO' sheets 1, 2, 3, 4 & 10  
Approx 1m x 30cm in 'OO'

**A5 SAE for colour brochure or visit [www.freestonemodell.co.uk](http://www.freestonemodell.co.uk)**

**All sheets £3.00 ea.**

<b>'OO' Sheets</b>	<b>'N' sheets</b>
BS1: Shops & houses	NA: Town roofscape
BS2: Roofscape-1	NB: Town buildings
BS3: Roofscape-2	NC: Country
BS4: Town buildings	ND: Dock & industrial
BS5: Country, town l.	NE: Town buildings
BS6: Country, town r.	NF: Country & village
BS7: Dockside	

Sky paper rolls (32ft long) x 10" high £10, x 20" high £20.00

**New: Selected sheets now available to order for 'Z', 'O', and 'G' scales. Call for information.**

**FREESTONE MODEL ACCESSORIES**  
28 Newland Mill  
Witney OX28 3HH  
Tel: 01993 775979  
UK P&P £3.00  
e: [sales@freestonemodell.co.uk](mailto:sales@freestonemodell.co.uk)

**www.GoldenValleyHobbies.com**  
**New Proxes Advanced Track Tools**

**Advanced Ballast Spreader**  
Switch flow on and off, pull along track with a loco, applies ballast between sleepers, forms ballast shoulder, alter depth. OO, N and TT scales. £29.99

**Ballast Gluer**  
£22.99  
OO, N and TT scale versions  
GVH, Unit 1, Pontrilas Business Park, Pontrilas, Hereford, HR2 0AZ

Original Ballast Spreader still available, see the full range on our website  
See our website for existing stockists and our full range. Trade Enquiries welcome. 01981 241 237





**TEN COMMANDMENTS**  
 20 Struan Drive, Inverkeithing, Fife KY11 1AR • Tel: -01383 410032  
 Email: [tencommandments@btinternet.com](mailto:tencommandments@btinternet.com)  
 Visit our website: [www.cast-in-stone.co.uk](http://www.cast-in-stone.co.uk) for further info and online shop

**BRICK INDUSTRIAL RANGE – 00 & N GAUGES**  
 STONECAST PLASTER. SIMPLE MODULAR SYSTEM ALLOWS EASY CONSTRUCTION OF LOW RELIEF FACTORY / MILL / WAREHOUSE STYLE BUILDINGS. LARGE CHOICE OF PARTS TO ALLOW INDIVIDUALISATION TO SUIT THE SPACE AVAILABLE. SEE OUR WEBSITE FOR PRICES AND FURTHER INFORMATION.

	00	N
BRICK OFFICE SET 2 STOREY	15.00	10.00
BRICK OFFICE SET 4 STOREY	30.00	20.00
RAILWAY WORKSHOPS SET	30.00	20.00
BRICK STARTER SET w/SIGNAGE	25.00	16.00

**00 GAUGE – W WALLING AND FENCING**

L19 STONE RETAINING WALL (illustrated)	12.95
80mm high x 450mm long approx. Stonecast. Painting required.	
L62 DRY STONE WALLING (illustrated)	6.00
3 x 150mm sections. Stonecast plaster. Painting required.	
L92 CHAINLINK SECURITY FENCING (illustrated)	12.00
Whitemetal posts with mesh. Approx 1m per pack.	
L143 WIRE & POST LINSIDE FENCING	3.50
Whitemetal posts with 'wire. Approx 90cm per pack.	

**York's Magnetic Mates**

**Architectural Detailing**  
 0, 00 and N scale

Precision laser cut architectural detailing.  
 Tiles, windows, doors, headers, valances, brackets, steps, etc. Plus kits and tools.

Footbridge in N, 00 and 0

Find us on Facebook

**www.yorkmodelmaking.co.uk**  
 Alternatively send a large SAE for 0, 00 or N scale price lists to 01904 400358  
 York Modelmaking, Unit 13, Bull Centre, Stockton-on-Forest, York, YO32 9LE

**THE SPORTS MODEL SHOP**

We stock OO and N Gauge, Hornby, Bachmann, Graham Farish, Peco, Dapol, plastics, metals, woodland scenics

66 High Street Dingwall IV15 9RY  
 01349 862346  
[www.sportsandmodelshop.co.uk](http://www.sportsandmodelshop.co.uk)

**TRAIN TIMES**  
 The Eastbourne Models and Collector's Centre

Eastbourne's longest serving model shop is now **OPEN** again.

Stocking lines from Airfix, Bachmann, Deluxe Materials, Gaugemaster, Hornby, Humbrol, Tamiya Oxford Diecast, PECO and more.

find us online at 37 Seaside, Eastbourne, BN22 7NB  
[www.traintimesmodelshop.co.uk](http://www.traintimesmodelshop.co.uk)  
 (01323) 722026 - [traintimestoo@gmail.com](mailto:traintimestoo@gmail.com)  
 Open 9am-5pm Tuesday to Saturday, open late on Friday (7pm)

**Trains4U.com**  
 01733 895989 [Trains4U@btconnect.com](mailto:Trains4U@btconnect.com)

Peterborough's Model Railway and Slot Car Specialists

**HORNBY** **HELJAN** **GRAHAM FARISH** **DAPOL** **PECO**

**SPECTRE** **SCALEXTRIC** **Revell** **AIRFIX** **TAMIYA** **ESU** **WILLS KITS** **TCS** **RATIO**

27 St. David's Square, Fengate, Peterborough PE1 5QA  
 Open Tue-Sat 9.00-17.00, Sun 10.30-15.30

**www.wicknessmodels.co.uk**  
**DCC Sound & Equipment**

**SOUNDSCAPE**

Wickness Models  
 V4 MICRO XL

**www.wicormodels.com**  
 7 West Street, Portchester, Hampshire PO16 9XB  
 Tel: 023 9235 1160  
 email: [mail@wicor-models.co.uk](mailto:mail@wicor-models.co.uk)

Stockists of a range of products from: Hornby, Bachmann, Dapol, Gaugemaster, Graham Farish, Parkside Dundas, Peco, Corgi, EFE, Oxford Diecast, Scalextric, Airfix, Humbrol, Expo Tools and many others.

**NEW OPENING TIMES** Tues to Sat 09:00 to 17:00  
 CLOSED Sun & Mon

**THE HOBBY SHOP**  
 Est. 1988  
 Tel. 01795 531666  
[www.hobb-e-mail.com](http://www.hobb-e-mail.com)

122 WEST ST Faversham, Kent, ME13 7JB  
 SMS Text no. 07889 818727

**EXCLUSIVE**  
 N gauge Shepherd Neame van No.3 from PECO.  
 In stock now.

BACHMANN, BREKINA, BUSCH, DAPOL, FLEISCHMANN, HELJAN, HERPA, HORNBY, IWATA, METCALFE, PECO, PREISER, RATIO, REALTRACK, ROCO, SUNDEALA and much more



**NEW!**

# HORNBY MAGAZINE YEARBOOK 2016 NO.8

**COLLECTORS'  
EDITION HARDBACK**



*Hornby Magazine Yearbook No. 8* is brand new this autumn. It features the latest layout build by the *Hornby Magazine* team focusing on a 1980s period power station. In this Yearbook we guide you through the process of building a model railway showing how this layout - *West Riding Power* - has been developed using Bachmann's new set of Scenecraft buildings as the basis. Features include landscaping, weathering, detailing, how to install digital sound and much more including historical features and step by step guides. Each feature is fully illustrated with detailed construction photographs and includes work by well known *Hornby Magazine* contributors **Tim Shackleton, Paul Chetter and Nigel Burkin.**

FULL COLOUR • HARDBACK • 128 PAGES

## FEATURES INCLUDE:

- Ground cover techniques.
  - Weathering steam locomotives.
  - The history of the British 4-6-0.
  - Review of the year - 2014-2015.
  - Building a power station in 6ft x 4ft.
  - Installing DCC sound and smoke in a 'Black Five.'
  - Preview to 2016 model releases.
- AND MUCH MORE!**

**This Yearbook is also available as a softback bookazine for just £6.99!**

**Visit website or call to order.**

AVAILABLE **NOW** FROM **WHSmith** AND OTHER LEADING NEWSAGENTS



Alternatively, Order Direct

**Free P&P\*** when you order online at  
[www.keypublishing.com/shop](http://www.keypublishing.com/shop)

**OR**

Call UK: 01780 480404  
Overseas: +44 1780 480404  
Monday to Friday 9am-5:30pm

**SUBSCRIBERS CALL FOR YOUR £5.00 DISCOUNT!**

\*Free 2nd class P&P on all UK & BFPO orders. Overseas charges apply. 1203/15



## ACCESSORIES

### P & D Marsh

Whitemetal kits, hand painted models and laser cut wooden structures in N and OO.  
Painted signals available in N and OO.  
Free price list available.

The Stables, Wakes End Farm, MK17 9FB  
Tel: 01525 280068  
www.pdmarshmodels.com

### What's your problem?

Battery power by **Protocab** eliminates pick-up problems, No more dirty track to clean. Over 4hrs running time. No track wiring on new layouts. No short circuits. May be used on existing layouts alongside DCC.,

Further details at...  
www.emardee.org.uk



## BOOKS

### JOHN SUTTON BOOKS AND MODELS

Buyer and seller of Narrow Gauge Books and Garden Railway locomotives/rolling stock.

0779 8924575 johnsutton3@sky.com

### Dereks Transport Books

www.derekstransportbooks.com

dereksbooks@btinternet.com

All transport subjects covered

Established 1995 Ringwood

## COLLECTORS FAIRS

**BRIDGNORTH TOYFAIR**, Leisure Centre, High Town, Bridgnorth. WV16 4ER.  
Friday 1st January 10.30am-3.00pm,  
£2.00 entry, Tony Oakes Fairs 01270 652773

**TEESIDE TOY & TRAIN FAIR**,  
Jan 3rd 2016. 10.30 - 3.30pm. Thornaby Academy, Baysdale Rd TS17 9DB. (3 mins off A19, next to A174), opposite McDonalds. Adults £2.50. £1.50 Children / Senior Citizens. £5 Early Entry. Jim Corr 0750 4035955. Email: jim\_corr73@hotmail.co.uk

**CHESTER TOYFAIR (NEW VENUE)**,  
The Cheshire County Sports Club, Plas Newton Lane, Upton, Chester CH2 1PR.  
Saturday 30th January 10.00am-3.00pm,  
£2.00 entry, Tony Oakes Fairs 01270 652773

### HAYDOCK PARK

**Monday 28th December 2015**  
10.30am - 3.00pm

**Haydock Park Racecourse**,  
The Exhibition centre, WA12 0HQ  
- M6 Junc 23 - 1 mile • Up to 80 tables.

Admission: • Adults £2.00 • Children 50p

Enquiries: Barry Stockton 0151-334 3362

### WARRINGTON

**Sunday 17th January 2016**  
10.30am - 3.00pm

**Warrington Collegiate**,  
Winwick road WA2 8QA

Up to 65 tables  
Admission: • Adults £2.00 • Children 50p

Enquiries: Barry Stockton 0151-334 3362

## BOOKS

LINDA TINKER  
RAILWAY BOOKS

**PRE-OWNED AND HARD TO FIND RAILWAY BOOKS - free UK Postage**

www.lindatinkerrailwaybooks.co.uk  
01335 330965

### Rail-Books.co.uk

Railway book specialist covering UK and overseas prototypes, also modelling, bus, tram and shipping books. Many books post free

Visit [www.rail-books.co.uk](http://www.rail-books.co.uk) for more details and secure on-line ordering.  
Tel: 01293 406137

## RAILWAY BOOKS

Rare and out of print  
4,000+ to view at  
[www.nigelbirdbooks.co.uk](http://www.nigelbirdbooks.co.uk)

01974 821281

### NICK TOZER

RAILWAY BOOKS

RAILWAY BOOKS BOUGHT & SOLD

Free Railway Booksearch Service

155 Church Street, Paddock, Huddersfield, HD1 4UJ

SHOP: Tue/Wed 11:00-17:00 + Thur 14:00-20:00

[www.railwaybook.com](http://www.railwaybook.com) nick@railwaybook.com

Tel: 01484 518159

## KITS & COMPONENTS

### - 0 Gauge Kits -

CONNOISSEUR MODELS

- Quality Etched & Cast Metal Kits -  
- Locos, Carriages & Wagons -  
[www.jimmcgeown.com](http://www.jimmcgeown.com)

or Send S.A.E. For Printed Catalogue  
1 Newton Cottages, Nr Weobley, HR4 8QX

**EXTREME ETCHINGS**  
2 Upper Dunstead Road  
Langley Mill Nottingham  
NG16 4GR  
email: brian@shawplan.com  
Specialist suppliers of the finest quality  
nameplates and detailing components  
for the Diesel and Electric era  
in 2, 4, and 7mm scales  
[www.shawplan.com](http://www.shawplan.com)

**BRANCH LINES**  
Mashima, Hanzono, Canon motors.  
Gears, gearboxes, bearings, drive  
shafts, wheels, crankpins, etc.  
Black Beetle, Tenshodo motor bogies  
4mm loco and chassis kits and detailing  
parts and accessories.  
4 and 7mm narrow gauge loco,  
coach and wagon kits, chopper  
couplings  
4mm etched coach and PBV kits  
(MR/LMS, LBSCR, SECR, SR, TWR)  
7mm Ford T Railbus, coach kits.  
P.O. BOX, WESTBURY, BA13 9AA  
Tel/Fax: 01373 822231  
E-mail: [sales@branchlines.com](mailto:sales@branchlines.com)  
Catalogues: e-mail or SSAE + £1 in stamps or  
£2.50 C/card and PLEASE STATE INTERESTS



## DISPLAY / LAYOUTS

### BOXFILE DIORAMAS

Tel: 01689 855074 Mob: 07956 086767 E-mail: [chrisue@btinternet.com](mailto:chrisue@btinternet.com)  
"Displays and Layouts"

Chris White runs a home based business constructing small scenic displays and working layouts, in all the popular scales. The 'N' gauge layouts can be made to fit into boxfiles, and oblong plastic storage boxes. Chris can carry out scenery restoration work to existing railway layouts in any scale and can also do commissions to build layouts and displays.  
For full details of all our displays and layouts please visit our website:  
[www.boxfiledioramas.org.uk](http://www.boxfiledioramas.org.uk)



## DCC / DIGITAL

Shop: 10 High Street Knighton Powys LD7 1EY

[www.trainstop.co.uk](http://www.trainstop.co.uk)

Telephone 01547 520673 [sales@trainstop.co.uk](mailto:sales@trainstop.co.uk)

## KITS & COMPONENTS

### Wizard Models



Comet Models is now part of Wizard Models. You can order Comet products by post, phone, e-mail, or online at [www.wizardmodels.co.uk](http://www.wizardmodels.co.uk).  
If paying by cheque or postal order, please make it payable to Wizard Models.



UK P&P: £3.90 per order, overseas at cost, price lists 5x1st class stamps.

24hr Phone 01652 635885 Mobile 0778 894 0312

Wizard Models, PO Box 70, Barton upon Humber DN18 5XY



## MODEL RAILWAY SHOPS

### MODEL MANIA

All leading brands stocked  
Mail order service

13 Clouds Hill Road, St. Georges,  
Bristol BS57LD

Open Tues - Fri 09.30 - 17.00, Sat 09.00 - 17.00

Tel: 0117 9559819

email: [modelmaniaemail@aol.com](mailto:modelmaniaemail@aol.com)

**THE HOBBY GOBLIN**  
**STOKE-ON-TRENT**  
54 Hamil Road, Burslem ST6 1AU  
Bachmann, Farish, Scenecraft, Woodland Scenics,  
Hornby, PECO, Dapol, Gaugemaster,  
Lenz, Metcalfe and much more!  
T: 01782 818433  
e: [thehobbygoblin-uk@hotmail.com](mailto:thehobbygoblin-uk@hotmail.com)  
[www.thehobbygoblin.co.uk](http://www.thehobbygoblin.co.uk)

### JACKSONS MODELS

33 NEW STREET, WIGTON, CA7 9AL  
Tel: 01697 342 557

[www.jacksonsmodels.co.uk](http://www.jacksonsmodels.co.uk)

Hornby, Bachmann, Peco, Dapol, Scenics, Javis,  
Peco, Woodland Scenics, Gaugemaster,  
Patronics, Wills, Ratio, Metcalfe, Superquick etc

Opening Times: Mon, Tue, Fri 9-5,

Thur 9-7, Sat 10-3 Closed Wed & Sun

### Haslington Models

134 Crewe Road Haslington CW11 5RQ

Tel/Fax 01270 589079

Appointed Stockist of

Hornby, Bachmann, Farish, Dapol,  
Vi-Trains, Peco, Gaugemaster, Heljan,  
Metcalfe, Ratio, Wills etc

Thursday/Friday/Saturday only  
10.00 until 16.00



Limited Edition Dapol 00 Wagon  
**W H Wakefield, Milnthorpe**

Available from Crafty Hobbies,  
54 Cavendish Street, Barrow,  
Cumbria LA14 1PZ

[www.crafty-hobbies.co.uk](http://www.crafty-hobbies.co.uk)  
tel 01229 820759

### Another Delightful Model At

### C&M Models



N GAUGE SCOTRAIL 'SALTIRE'  
156 EXCLUSIVE TO C&M MODELS  
**NOW AVAILABLE**

£114.95 (plus £4.00 p&p)

1 Crosby Street, Carlisle CA1 1DQ

Tel: 01228 514689

e-mail: [sales@candmmodels.co.uk](mailto:sales@candmmodels.co.uk)

Website: [www.candmmodels.co.uk](http://www.candmmodels.co.uk)

Tuesday to Saturday: 10a.m. to 5p.m.

Sorry, but Fay is no longer available



## MODEL RAILWAY SHOPS



**www.KEEN-SYSTEMS.com**  
16 ELM DRIVE, MARKET DRAYTON, SHROPSHIRE, TF9 3HE.  
Phone 01630 657881 [shop@keen-systems.com](mailto:shop@keen-systems.com)  
UK Postage £2.00 any quantity

**Close Coupling System. 1 pair £3.50. 4 pairs £12.50**



For use in none motorised tenders. Controlled by an accessory lead on the DCC decoder.

**DCC Uncoupler £22.50**

**Visiting the Isle of Wight?**

Two floors of locomotives, wagons, coaches, buildings, scenery, electrics, figures, cars and more!

N/009/HO/00/0n30/G

**UPSTAIRS DOWNSTAIRS**  
Pier Street - Sandown - PO36 8JR  
01983 406 616 - [www.udiw.com](http://www.udiw.com)

**MRSG**  
**MODEL RAILWAY SHOP GRANTHAM**  
Supplier of kits card/plastic N to O by Peco, Ratio, Wills, Metcalfe, Knightwing, Kestrel, Springside, Eckon/Berko signals and Parkside

46 Watergate, Grantham, Lincolnshire, NG31 6PR  
Tel: 01476 563472

**THE MODEL SHOP**  
Specialist Model Railway Stockist  
**4 St David's Hill, Exeter EX4 3RG**  
(just off the old Iron Bridge)  
**Now Agents for NCE DCC systems**  
[www.trainsandtrack.co.uk](http://www.trainsandtrack.co.uk)  
Tel: 01392 421906  
shop open Mon/Sat 9.30-5.00pm  
Now taking orders for 2015 Models

**PAIGNTON MODEL SHOP**

Stockist of:  
Hornby, Bachmann, Peco, Woodland Scenics, Metcalfe, Superquick, Airfix, Scalextric, Ratio, Wills & Scenerama  
N Gauge stockist for Farish  
Loco Weathering Service Available

**60 Hyde Road, Paignton, Devon TQ4 5BY**  
Tel: 01803 555882  
Email: [paigntonmodels@hotmail.co.uk](mailto:paigntonmodels@hotmail.co.uk)  
Website: [www.paigntonmodelshop.com](http://www.paigntonmodelshop.com)

**MODEL JUNCTION**  
at the HEART of SUFFOLK  
for 36 years THE BEST  
**MODEL RAILWAY SHOP**  
more info [www.modeljunction.com](http://www.modeljunction.com)  
Whiting St. Bury IP33 1NX 01284 753456

**Addlestone Models**  
The Shop with the stock  
Surrey's leading Discount Model Centre  
Open 7 days  
Mon - Sat 9.30 - 5.30 Sun 11 - 2  
130 Station Road, Addlestone, Surrey, KT15 2BE  
[www.addlestone-models.co.uk](http://www.addlestone-models.co.uk)  
01932 845440

**MODEL WORLD**  
3 LONDON ROAD, NEWPORT PAGNELL, BUCKS MK16 0HA  
ONLY 1 MILE JNC14 M1  
Hornby, Bachmann, Peco etc.  
Tel: 01908 612983  
[mickoxley@aol.com](mailto:mickoxley@aol.com)



**Waddell's Models**  
56 Bell Street, Merchant City, Glasgow, Lanarkshire G1 1LQ  
0141 552 8044  
Open TUES-SAT 10am-5.30pm  
Open for Modelling Advice, Service & Repairs, DCC Decoder Fitting and Limited Edition Models selling all Scales and Gauges including 2mm, 4mm, N, OO  
10% off catalogue prices for Locomotives & Rolling stock  
We stock Bachmann • Dapol • Farish • Heljan • Hornby • Peco  
And many more...

**RHUDDLAN MODELS**

- Model Railways
- Games Workshop
- Die Cast Models  
Corgie - Dinky - Matchbox
- Plastic Kits  
Airfix - Revel - Etc

**NEW AND USED ITEMS BOUGHT AND SOLD**  
**HIGH ST, RHUDDLAN**  
**01745 590048**  
[www.rhuddlanmodels.co.uk](http://www.rhuddlanmodels.co.uk)

**RON LINES**  
MODEL RAILWAYS BOUGHT AND SOLD

We probably have the largest selection of pre-owned model railways on the south coast. We stock new PECO, Hornby, Bachmann, Javis, Expo, Woodland scenic's, Metcalfe Graham Farish, TCS decoders Kadec Couplers and more!  
On our website we have a selection of our pre-owned locomotives with much more on display in the shop!

Telephone: 02380 772 681  
[www.ronlines.com](http://www.ronlines.com) [r.lines@hotmail.co.uk](mailto:r.lines@hotmail.co.uk)  
342 Shirley Road, Southampton, SO15 3HJ

**H&A MODELS**  
19 Keats Way, Higham Ferrers, Northants. NN10 8DQ  
Email: [sales@hamodels.net](mailto:sales@hamodels.net)

Coach & Wagon Kits, Wheels, Decals, Paint & Sundries  
Parkside Dundas, Cooper Craft, Cambrian, Slaters, Kirk 4mm. Mailcoach, Ian Kirk 7mm, Dapol, Precision Paints, Modelmaster Decals, Old Time Workshop, Labelle Oils, Alan Gibson, Romford  
Order on line at: [www.hamodels.net](http://www.hamodels.net) or ring us (same day or next day despatch)  
Precision Paint - pre order and pick up at exhibitions (minimum two weeks notice)  
Our next Exhibition is at Stafford on 6<sup>th</sup> & 7<sup>th</sup> February

**Kent Garden Railways**  
**16mm and G Scale Specialists**  
LGB ♦ Bachmann ♦ Aristocraft ♦ Accucraft ♦ Peco ♦ Piko ♦ Pola ♦ Roundhouse etc  
OO and N from leading suppliers ♦ Hornby ♦ Bachmann ♦ Farish ♦ Heljan ♦ Peco  
66 High Street, St Mary Cray, Orpington, Kent, BR5 3NH Tel: 01689 891668  
Shop Open Mon - Sat 09.00 - 17.00 [www.kgrmodels.com](http://www.kgrmodels.com)

**JOHN DUTFIELD CHELMSFORD**  
Wards Yard, 133 Springfield Park Road, Chelmsford, CM2 6EE  
PECO, HORNBY, BACHMANN, FARISH, DAPOL, HELJAN etc  
and lots more for the railway modeller.  
Opening times: 9 till 5.30 Closed Weds Suns & Bank hols  
Tel: 01245 494455  
email: [heatherwilkinson@btconnect.com](mailto:heatherwilkinson@btconnect.com)  
[www.johndutfieldmodelrailways.co.uk](http://www.johndutfieldmodelrailways.co.uk)

**AGR MODEL RAILWAY STORE**  
EST 2014  
Mon - Fri 9am-5pm  
Saturday 9am - 4pm  
AGR Model Railway Store  
9 High Street Mews  
28 High Street  
Leighton Buzzard  
Bedfordshire  
LU7 1EA  
01525 854788 -- [www.agrmodelrailwaystore.co.uk](http://www.agrmodelrailwaystore.co.uk) -- [sales@agrmodelrailwaystore.co.uk](mailto:sales@agrmodelrailwaystore.co.uk)

**Buying Pre-owned Collections, Un-wanted Models**  
NOW STOCKING A WIDE SELECTION OF PRE-OWNED MODEL & NEW RAILWAY COLLECTIONS ONLINE & INSTORE  
Competitive prices by shopping on our website  
[www.agrmodelrailwaystore.co.uk](http://www.agrmodelrailwaystore.co.uk)  
Send us a list or bring items in store & we will give you a FREE valuation!  
Email us your details - we shall respond 7 days a week.

**WALTONSMODELS.CO.UK**  
Where Will Your Hobby Take You Today?  
Figures from £5.20  
Peco Accessories from £2.75  
Hornby DCC NMRA decoder only £13.75  
Crosfield Chemicals Limited Edition 3 x Wagons £29.95  
info@waltonsmodels.co.uk 0161 928 5940  
30 Stamford Street, Altrincham, Cheshire, WA14 1EY



## MODEL RAILWAY SHOPS



[www.BestsModeller.co.uk](http://www.BestsModeller.co.uk)  
0781 4751547

We at BESTSMODELLER sell all Die-Cast Models, Hornby, Lima, Bachmann Railways, Eddie Stobart products, Corgi Buses and have many other products to sell. You can also purchase online at our website.

**Time Tunnel Models**  
Unit 3, Fenton Barns,  
North Berwick EH39 5BW  
Tel: 01620 850728  
[www.GoldStarStockists.net](http://www.GoldStarStockists.net)  
Full range of Hornby and Bachmann stocked

**HORLEY BOOKSHOP**  
**MODEL SCALE RAIL CENTRE**  
117 Victoria Road, Horley, Surrey RH6 7AS  
Tel: 01293 783558 [www.scalerail.co.uk](http://www.scalerail.co.uk)  
[info@scalerail.co.uk](mailto:info@scalerail.co.uk) [scalerailhorley](https://www.facebook.com/scalerailhorley)  
• All major model railway brands stocked  
• Rolling stock, track, scenics, kits, paint etc  
• Mail order a pleasure  
Open Mon - Sat 9.00-5.00 and Sun 10.00-2.00  
We are just 10 minutes from Gatwick Airport

**Millennium Models**  
Hornby Bachmann Peco Gaugemaster  
New and Second Hand Stock  
Javis Dapol Metcalfe Corgi Oxford  
67 Queen Street, Morley, Leeds  
LS27 8EB Tel: 0113 2189 286

**FEBRUARY ISSUE**  
COPY DEADLINE:  
Wednesday 16<sup>th</sup> December  
ON SALE:  
Thursday 14<sup>th</sup> January

**TRIDENT TRAINS**  
No10, The Craft Arcade, Dagfields Craft Centre  
Crewe Road, Waltherton, Nantwich,  
Cheshire. CW5 7LG  
[www.tridenttrains.co.uk](http://www.tridenttrains.co.uk)  
01270 842 400  
We stock  
HORNBY-BACHMANN-GRAHAM FARISH-DAPOL OO & N  
PECO-RATIO-WILLS-RAILMATCH-PAINTS-HUMBROL  
PLASTIC-JAVIS-WOODLAND-SCENIC-OXFORD DIECAST  
METCALFE OO & N-SUPERQUICK-TCS DECODERS-LENZ DCC  
GAUGEMASTER-TRACKSETTA OO & N + MUCH MORE.  
WEDNESDAY - SUNDAY 10.00 TIL 5.00

**Platform Models**  
Model Railway items both new and second-hand  
Also baseboards supplied by Model Railway Solutions  
All prices 10% below RRP  
Free parking Opening Hours: Mon-Sat 10-5  
10-12 Alder Hills, Poole, Dorset BH12 4AL  
Tel: 01202 798068 or shop online at: [www.platformmodelsltd.co.uk](http://www.platformmodelsltd.co.uk)

## MODEL RAILWAY OUTLET

**LORD AND BUTLER**  
Sponsor  
**A MODEL RAILWAY SHOW - CARDIFF**  
Saturday 23rd January 2016 10:00am - 4:00pm  
Scout Association Headquarters Fields Park Road Cardiff CF11 9HX  
Admission: £3.50 adults Under 14s free  
Refreshments Free parking & Public Transport links  
The Old Warehouse The Pumping Station Penarth Rd Cardiff CF11 8TT  
029 2066 7225  
OPEN 7 DAYS A WEEK  
Monday to Saturday 10 - 5.30  
Sunday 2 - 5.30  
[www.lordandbutler.com](http://www.lordandbutler.com)

## NAMEPLATES

Catalogue £1.00  
**247 DEVELOPMENTS**  
Name and number plate  
Design, Manufacture & Supply  
The big four, Pre-Grouping, British Railways  
Industrials, Fictitious, Irish, Headboards,  
Builders plates, Shed codes, Bespoke Names.  
Loco detailing and construction parts.  
Markits stockist. Romford wheels to order.  
Seven Acres [www.247developments.co.uk](http://www.247developments.co.uk)  
Meltham Rd [info@247developments.co.uk](mailto:info@247developments.co.uk)  
Marsden  
West Yorkshire, HD7 6JZ 01484 840996

## ONLINE MODEL SHOP

**Heki Tree's & Scenics**  
Heki 2013 Catalogue £6.50 post paid  
Make your layout stand out  
with Heki Trees & Scenics  
Materials Quality at  
affordable prices  
Trade  
Supplied  
Order Online or just call to  
find out about the  
Biggest and Best  
range of Scenics on the  
market today.  
P.O. Box 2099, Hockley, Essex, SS5 4UY  
Tel 01702 290036 e mail [sale@blackwells-miniatures.com](mailto:sale@blackwells-miniatures.com)  
[www.blackwells-miniatures.com](http://www.blackwells-miniatures.com)

## PAINTS

**PHOENIX PRECISION**  
PRECISION PAINTS & CHERRY PAINTS  
The Original and still the best  
**CHURCHWARD MODELS**  
**DMR Products**  
Etched Brass Steam Locomotive Kits and Fittings  
Steam Locomotive Name and  
Number Plates.  
& Kits and bits from  
**No Nonsense Kits**  
[www.phoenix-paints.co.uk](http://www.phoenix-paints.co.uk) [sales@phoenix-paints.co.uk](mailto:sales@phoenix-paints.co.uk)  
01268 730549



## SCENICS

**07946 499237** *Vintage Transport in Miniature* **07946 499237**  
17 Wycombe Street Darlington DL3 7DA  
Model Transport  
Diorama parts  
Scenic Accessory Suppliers  
for modellers in  
2mm 1:144 and 1:148 scales  
**2mm SCALE** [www.vintageminiaturemodels.moonfruit.com](http://www.vintageminiaturemodels.moonfruit.com) **N GAUGE**  
email [graham.a.eason@gmail.com](mailto:graham.a.eason@gmail.com)

## TRANSFERS

**Railtec Transfers**  
waterslide transfers  
for all gauges & hobbies  
Large catalog of UK & Irish rail  
"In a class of their own and a joy to use."  
Pete Waterman, OBE DL  
[www.railtec-models.com](http://www.railtec-models.com)



## TRACKLAYING

**"IMPRESSED WITH YOUR BALLASTING?"**  
"However satisfied you are with your finished trackwork, it can be done quicker and easier with Tracklay™ underlay-the trains will run quieter aswell - try it yourself and see how much time and effort you save."  
Prices inc UK P&P  
5m 10m 20m 30m 40m 50m  
OO £14.70 £23.26 £40.54 £58.70 £77.30 £84.35  
N £12.20 £17.67 £29.56 £42.43 £54.34 £63.20  
Z £11.30 £15.06 £25.30 £35.36 £44.14 £50.85  
TRAIL SAMPLE £4.95 (00 or N) £2.00 off first order voucher  
Order online at [www.tracklay.co.uk](http://www.tracklay.co.uk)  
Tracklay Sales (Dept A), 87 Babington Road, Barrow-Upon-Soar, Leics LE12 8NH Tel. 01509 415594

## WANTED

**Tri-angman**  
Specialist in Model Railway  
Tri-ang, Hornby, Bachmann, Wrenn, Minic, etc  
**BUY & SELL HARD TO FIND ITEMS & COLLECTABLES**  
Find me on [www.tri-angman.co.uk](http://www.tri-angman.co.uk)  
Tel: 07966 333605 Email: [laurence@tri-angman.co.uk](mailto:laurence@tri-angman.co.uk)

## REPAIRS & SERVICE

**Model Railway Doctor**  
Model Railway Repair Specialist  
Most Makes Undertaken  
DCC Specialist  
Why not visit the website for more information  
[www.modelrailwaydoctor.co.uk](http://www.modelrailwaydoctor.co.uk)  
or tel: 020 8907 7662

## SIGNALS & LIGHTING

**CR Signals**  
Lights, signals & kits to bring your layout to life  
N Gauge & OO Gauge  
• Signals • Lights • Signal & Light Kits  
• Trackside items • Wire & Accessories  
For the latest price list and order form  
Please email [info@crsignals.com](mailto:info@crsignals.com)  
[www.crsignals.com](http://www.crsignals.com)  
CR Signals 'Birkby' 5 The Crescent,  
Doncaster Road, Rotherham S65 1NL

## SCENICS

**07946 499237** *Vintage Transport in Miniature* **07946 499237**  
17 Wycombe Street Darlington DL3 7DA  
Model Transport  
Diorama parts  
Scenic Accessory Suppliers  
for modellers in  
2mm 1:144 and 1:148 scales  
**2mm SCALE** [www.vintageminiaturemodels.moonfruit.com](http://www.vintageminiaturemodels.moonfruit.com) **N GAUGE**  
email [graham.a.eason@gmail.com](mailto:graham.a.eason@gmail.com)

To advertise  
on these pages  
please call  
**ELIZABETH  
RIDGE**  
on  
**01780  
755131**



## Strawberry line Miniature Railway

Come and visit us at the West Country's longest ground level 5" gauge railway and ride behind our scale diesel and steam locomotives through the grounds of Avon Valley Country Park. *There's much more to do as well*



**NOW OPEN: Tuesday - Sunday 10am to 5pm**  
(Open Monday's in school half term and Bank Holidays)

Email: [info@strawberryminirail.co.uk](mailto:info@strawberryminirail.co.uk)  
Phone: 0117 9860124 Mobile: 07960 151286

Britannia House, Avon Valley Country Park,  
Pixash Lane, Keynsham, Bristol BS31 1TS

## A C Models

Tel: 02380 610100 [www.acmodelseastleigh.co.uk](http://www.acmodelseastleigh.co.uk)

We have now expanded to number 9 High Street  
and our Spares Department & Games Workshop at number 7 is now open  
Visit us at [www.acmodelspar.co.uk](http://www.acmodelspar.co.uk).  
New R/C Dept now open

Your one stop shop for the model enthusiast, selling brand new and near new model trains, slotcars, sets, and diecast toys at very special prices direct from our website or our shop in Eastleigh.

Stockists of

SCALEXTRIC

HORNBY

AIRFIX

SPECTRUM

PECO

AIRFIX

WAGNER

and much more

VISA

PayPal

MasterCard

7/9 High Street, Eastleigh, Hants SO50 5LF  
email: [info@acmodelseastleigh.co.uk](mailto:info@acmodelseastleigh.co.uk) Closed Weds, Sun.

BACHMANN \* HORNBY \* FARISH \* PECO \* RATIO \* WILLS \* METCALFE \*  
**Aspire Gifts & Models**  
OPENING TIMES: Mon 2pm-5pm Tues, Wed, Thurs 10am-5pm

The Model Shop for Modellers,  
Run by a Modeller

Suppliers of all Major Railway Brands,  
We Chip, Service and Repair Engines.

Layouts built from Track to finished item.  
THOUSANDS OF ITEMS AVAILABLE ON OUR WEBSITE CREDIT CARDS WELCOME

Come and see the progress on our new 30' x 30' OO Gauge layout  
Unit 4, Court Farm Business Park, Buckland Newton, Dorset. DT2 7BT  
Telephone: 01300 345355 email: [edward.aspire@btinternet.com](mailto:edward.aspire@btinternet.com)  
Website: [www.aspiregiftsandmodels.co.uk](http://www.aspiregiftsandmodels.co.uk)

WOODLAND SCENICS \* KNIGHTWING \* SUPERQUICK \* WILLS \* BASE

**NEW!** Timber Yard / Building Site Accessories  
OO / 4MM

\* Includes Roof Trusses, Sawhorses, Planks, Timber Stack  
\* Very easy to assemble. Can be used as lorry loads too!

LX049-00 Laser Cut Plywood Kit - Only £7.50!

**scalemodelscenery**  
Tel: 01530 456952  
.co.uk

## PHOTOWORLD

New Address: 26 Queens Road, Craig-y-don, LLANDUDNO LL30 1AZ  
Telephone 01492 871818

R3352	Hornby Class 153 First Great Western	£85
R3330	Hornby BR 'King George V' Special Edition	£145
R3118	Hornby BR Castle Class 'Penrice Castle'	£125
R3263	Hornby BR Class 50 'Vanguard'	£129
ZEN	6-pin direct Loco Digital Decoder	£24
ZEN	8-pin direct Loco Digital Decoder	£24
Hornby	'Railmaster' Digital Software (for use with Elite)	£45
Hornby	R607 2nd Radius Double Curves, 8 for	£15
Hornby	R609 3rd Radius Double Curves, 8 for	£20
Preiser	H0/00 Figures 5 packs (our choice)	£25
PN126	Metcalfe Card Kit 'N' gauge Parish Church	£8.25
PN166	Metcalfe Card Kit 'N' gauge Semi-detached Houses	£8.50
GM401	Gaugemaster Plastic Kit OO Station	£24
GM402	Gaugemaster Plastic Kit OO Signal Box	£9
GM403	Gaugemaster Plastic Kit OO Covered Footbridge	£16

UK orders over £25 POST FREE

Shop Hours 10 - 12.30 then 2.30 - 5

**SPRINGSIDE MODELS**

2 Springside Cottages Dornapfield Road Ipplepen  
Newton Abbot 5 Devon TQ12 5SJ  
Telephone: 01803 813749 (this has answering facilities)  
Mobile: 07720939094  
Email: [springsidemodellers@btinternet.com](mailto:springsidemodellers@btinternet.com)

**4mm / OO Gauge Painted and Jewelled Head and Tail Lamps**  
Pack of 5 in £4-25 or Pack of 10 in £7-95p Except DA6 & DA7DA1 GWR White Body. DA2 GWR Red Body. DA3 SR White Body. DA4 LMS White Body. DA4A LMS Black Body. DA4B Midland Maroon Body. DA5 LNER White Body. DA19 BR. White Body. DA99 Modern Image White Body. DA6 Guards Van Black body. Pack of 5 £4-55p Pack of 10 £8-25p  
DA7 Railway hand signal lamps Pack of 6 £4-75p  
DA 20 are Tail Lamps only (all Red Jewels). *State Region* £4-25p Tail Lamps only available in Packs of 5

**2mm / N Gauge Painted and Jewelled Head and Tail Lamps**  
Packs of 5 only at £4-25p  
No1 GWR White body No2 GWR Red body No3 BR White No4 LMS Black body. No5 LMS White body Tail Lamps also available *state region* £4-25p for a pack of 5

**7mm / O Gauge Painted and Jewelled Head and Tail Lamps**  
Packs of 5 only at £8-25p. *Except No17* No15 GWR White Body. No16 GWR Red Body. No89 SR White Body. No21 LMS White Body No22 LMS Black Body. No23 Midland Maroon Body. No 90 LNER White Body  
No17 Guards Van Black body. £8-95p No25 BR. White Body. No88 Modern Image White Body.  
Tail Lamps are available in packs of 5 at £8-25p please *state region*

**Springside Dornaplas Pre Coloured Plastic Kits**

PSW3 GWR Country Station £16-95p	PSW6 GWR Waiting Room £8-95	PSW7 GWR Keepers Cottage £8-95p	PSW8 Platform Signal Box £11-95p
PSW4 LMS Country Station £16-95p	PSW11 LMS Waiting Room £8-95p	PSW9 LMS Keepers Cottage £8-95p	DPB6 Station Masters House with walled surround £14-95p
DPB4 Stucco Finish Town House £10-75p	DPB6 Red Brick Town House £10-75p	DPB401 Red Brick Terraced Houses Pack of 6 Houses with rear yard and outside Toilet £31-95p	

**Springside catalogue 2mm and 4mm White Metal Kits £3-95p each Post Paid**  
**Springside catalogue 7mm/O gauge Kits £3-95p each Post Paid**  
**Dornaplas catalogue Plastic Kits 2mm and 4mm Buildings and 2mm Lorry Kits £3-95p each Post Paid**  
Please send orders and payment by post or email or phone us. We Accept payment by cash, cheque, Debit and credit cards  
**Post and Packing is £2-25 on orders under £50 and free on orders over £50 UK only**  
Please note we do not receive visitors at the Dornapfield road address and only by prior arrangement at our units  
See more of our Range on [WWW.springsidemodellers.com](http://WWW.springsidemodellers.com)

**BURE VALLEY RAILWAY MODEL SHOP**  
[www.burevalleymodels.com](http://www.burevalleymodels.com)

**Bachmann OO Locomotives**

31-085 Earl 9022 BR Black Late Weathered	£109.00
31-086 Earl 9017 BR Black Early	£104.00
31-137 D11/2 Luckie Mucklebackit	£94.00
31-138 D11/2 Haystoun of Bucklaw	£94.00
31-167 DC L&YR Tank BR Black Late DCC	£89.00
31-432 Midland 1F BR Black Late	£74.38
31-655 Class 47 Centurion Red Stripe Livery	£96.50
31-881 4F 43875 BR Black Early	£76.46
32-233 S&DJR Blue 3F Jinty	£67.96
32-285 Class 101 DMU Green Speed Whiskers	£118.00
32-286 Class 101 DMU Green yellow panel	£118.00
32-287 Class 101 DMU Blue & Grey	£118.00

**Hornby OO Locomotives**

R3233 D16/3 4-4-0 LNER Black 8825	£95.00
R3234 D16/3 BR Black Early 62530	£95.00
R3235 D16/3 E2524 British Railways	£95.00
R3303 D16/3 BR Early 62581 Weathered	£95.00
R3171 P2 Cock O' The North	£55.00
R3284TTS LNER A1 Flying Scotsman TTS Sound	£84.99
R3244TTS Duke of Gloucester TTS Sound	£94.75
R3245TTS Tornado BR Blue TTS Sound	£135.99
R3246TTS LNER P Cock O' The North TTS Sound	£105.00
R3184 1960 Brighton Belle Pack	£99.99
R3073 LNER A1 Royal Lancer	£120.00
R3243A BR K1 Late Crest G2027	£112.00

Shop open 7 days a week 9:00am to 5:00pm Aylsham Station,  
Norwich Road, Aylsham, Norfolk, NR11 0BW  
Tel 01263 733958 E-Mail [shop@bvrw.co.uk](mailto:shop@bvrw.co.uk) Postage £2.00 per order to UK destinations



# HORNBY

magazine

To advertise Contact: Elizabeth Ridge / Ben Harrison Tel: 01780 755131

Email: elizabeth.ridge@keypublishing.com or ben.harrison@keypublishing.com

Classifieds: Elizabeth Ridge Tel: 01780 755131

Email: elizabeth.ridge@keypublishing.com

## ADVERTISERS INDEX

4Track Models Ltd	136	Model Railway Baseboards	146
A C Models	160	Model Railway Solutions	152
Along Classic Lines.com	54	Model Railways Direct Ltd	138 / 139
Alton Model Centre	147	Model Scenery Supplies	152
Anoraks Anonymous	137	Monk Bar Model Shop	152
Aspire Gifts & Models	160	Morley Controllers	142
		Morris Models	152
Bachmann-Europe (W.Britain Ltd)	164		
BLOCKsignalling	153	Olivia's Trains	141
Bristol 7mm Exhibition	134	Osborn's Models	153
Bure Valley Railway	160	Oxford Diecast	95
C & L Finescale Modelling Ltd	136		
CGW Nameplates	136	Parkwood Arts Ltd	146
Church Street Models	153	Peedie Models	142
		Pennine Models	109 / 145
Dapol Ltd	163	Peters Spares Model Railways Ltd	132
DCC Concepts Pty Ltd	65	Photoworld Model Railways	160
DCC Supplies	132	Pooleys Puffers	152
Durham Trains of Stanley	153		
		Radley Models	152
East Kent Models	147	Rails of Sheffield	92 - 94
Ellis Clark Trains	109	Ron Lines	158
EMA Model Supplies	154		
Erith Model Railways Society	142	S & J Models	144
Express Models	154	Sankey Scenics	136
		Sawyer models	153
Finescale Model World Ltd	147	Scale Model Scenery Ltd	160
Flair Rail	154	Scale Scenes	142
Fox Transfers Limited	146	South West Digital	150
Freestone Model Accessories	154	Southampton Model Railway Society	150
Frizinghall Models & Railways	146	Springside Models	160
		Strawberry Line Miniature Railway	160
Gas Cupboard Models	154	Street Level Models	153
Gaugemaster Controls Plc	20 / 21	Superquik	145
Gee Dee Models	154		
Ghost-Signs.com	154	Taunton Controls Ltd	146
Gilbow Holdings Ltd	3	Ten Commandments	155
Golden Valley Hobbies	154	The Hobby Shop	155
Grimy Times	136	The Junction Box	134
		The Loco Shed	147
Harburn Hobbies	148	The Railway Conductor	149
Hatton's 2 Ltd	130	The Sports & Model Shop	155
Hatton's Model Railways	121 - 129	Train Times Model Shop	155
Heathcote Electronics	142	Train-Tech	145
Hereford Model Centre	135	Trains 4 U	155
		Tridene Solutions Ltd	143
John Ayrey Die-Casts Ltd	54		
John Dufield	158	Vectis Auctions	148
Kernow Model Rail Centre	46 / 47	Warners Group Publications Plc	148
KR Multicase	152	Warwick & Warwick	131
		Wickness Models	155
Langley Models	132	Wicor Models	155
Lcut creative	149		
Loco Boxes	146	York ModelMaking	155
Locomotion	140	YouChoos	147
London Transport Museum	151		
Loughborough Model Centre	133		
Mercian Models	152		
Meridienne Exhibitions Ltd	149 / 161		
Metcalfe Models & Toys Ltd	32 / 33		
Mike Pett	149	Zimo Elektronik	6

## THE SOUTH'S MAJOR SHOWCASE OF MODEL ENGINEERING & MODELLING



### LONDON MODEL ENGINEERING EXHIBITION

Sponsored by  
**ENGINEERING in Miniature**

A GREAT DAY OUT FOR ALL AGES

Great Hall  
Alexandra Palace  
London  
N22 7AY

FRIDAY 15th -  
SUNDAY 17th  
JANUARY 2016

10am-5pm Fri & Sat 10am-4.30pm Sun

Last entry Friday & Saturday 4.00pm Sunday 3.00pm.  
The Model Active Zone will close at 3.30pm on Sunday.



### LOTS TO SEE AND DO

- Model trains, boats & tanks
- Passenger carrying locomotives
- Radio control planes & trucks in fabulous Model Active Zone
- Meccano, Horology & more...

### MEET THE CLUBS AND SOCIETIES

- Over 50 national & regional clubs and societies attending
- See 1,500 fantastic models on display
- Exciting demonstrations

OVER 55 LEADING SPECIALIST SUPPLIERS  
PRESENT. EVERYTHING HOBBYISTS  
NEED UNDER ONE ROOF!

**f**  
London Model  
Engineering Exhibition

Car Parking for 1,500 Vehicles & **FREE** Showguide

**BOOK YOUR  
TICKETS NOW**

ALL ADVANCE TICKET SALES  
CLOSE ON 8th JANUARY.

TICKET	ONLINE TICKETS*	FULL PRICE TICKETS**
Adult	£9.50	£11.00
Senior Citizen	£8.50	£10.00
Child (5-14 yrs)	£3.00	£4.00

\* Tickets are available via our website at discounted prices until 8th January 2016.  
\*\* Full price tickets are available on the day from the ticket office.

If you call to book a ticket over the phone there will be a £1.00 administration fee on top of the online ticket price to a maximum value of £3.00 per order.

For groups of 10 or more, 10% discount applies. Quote GRP10 online.

**www.londonmodelengineering.co.uk**

Organised by Meridienne Exhibitions Ltd  
All information subject to change, correct at time of printing.





# NEXT ISSUE

## OAKLEY GREEN

BR blue is the order of the day at Oakley Green – a busy motive power and parcels depot set on the Southern Region. Taking inspiration from Basingstoke and Eastleigh, next issue Jamie Mathlin reveals the story behind this fascinating 'OO' scale layout.



### EQUIPMENT GUIDE



## SIGNALS

An impressive range of ready made working signals is now available for 'OO' scale. Next month Mark Chivers reviews semaphores and colour lights which are available off the shelf.

## NEWBURN

Starting a new layout project can be a challenge, but with a defined plan of creating a robust 'no frills' layout with a double track main line and set on the GWR network between 1900 and 1935 Les James knew exactly what direction he was taking. Read the full story on Newburn next issue.



## TWO-BOB PRESFLOS

With prices for ready-to-run models on the rise Tim Shackleton raids his stock of Airfix kits to develop a budget rake of Presflo cement wagons with added detail.



THE NEXT ISSUE OF  
**HORNBY**  
magazine

is on sale on January 14 2016

**DON'T MISS IT!**

**PLUS**

We'll be reviewing all the latest models, reporting the latest news and helping you get the most out of your modelling projects.



# dapol

model railway company

Tel: 01691 774455  
Fax: 01691 778866  
e-mail: sales@dapol.co.uk

www.dapol.co.uk

Dapol Limited, Gledrid Industrial Park, Chirk, Wrexham, LL14 5DG

We would like to wish all our customers a  
**VERY MERRY CHRISTMAS**  
and a  
**HAPPY NEW YEAR**



## 'N' releases in December

### Class 56



- 2D-004-000 - Class 56 Load Haul Black & Orange Ferrybridge 56006
- 2D-004-000D - Class 56 Load Haul Black & Orange Ferrybridge 56006 DCC
- 2D-004-001 - Class 56 Red Stripe Railfreight Grey 56019
- 2D-004-001D - Class 56 Red Stripe Railfreight Grey 56019 DCC
- 2D-004-002 - Class 56 Triple Grey Construction Sector Livery 56001

- 2D-004-002D - Class 56 Triple Grey Construction Sector Livery 56001 DCC
- 2D-004-003 - Class 56 BR Blue Livery 56022
- 2D-004-003D - Class 56 BR Blue Livery 56022 DCC
- 2D-004-004 - Class 56 Triple Grey Coal Sector Livery 56016
- 2D-004-004D - Class 56 Triple Grey Coal Sector Livery 56016 DCC



- 2F-038-031 - 20T Steel Mineral - BR B315752
- 2F-038-032 - 20T Steel Mineral - BR B315752 Weathered

All product release dates correct at time of going to press

## 'OO' releases in December

### Class 73



- 4D-006-003 - Class 73 BR Blue 73135
- 4D-006-005 - Class 73 Early Blue with SYP & Double Arrow Logo E6039
- 4D-006-006 - Class 73 Dutch Yellow & Grey Civil Engineers 73138
- 4D-006-007 - Class 73 Lisa GB Railfreight Blue / Yellow 73206

Also available as  
**DCC**  
and  
**DCC + Sound**

Also released this month include;



- 4F-034-108 - 21T Hopper - Simpson 78
- 4F-034-109 - 21T Hopper - Simpson 78 Weathered

- 4F-052-029 - 5 Plank 9FT W/B - Marshall 5
- 4D-052-030 - 5 Plank 9FT W/B - Marshall 5 Weathered
- 4F-071-124 - 7 Plank - Treoch Granite
- 4F-071-125 - 7 Plank - Treoch Granite Weathered
- 4P-010-041 - 57FT Stanier Non Corridor Comp BR Maroon Lined M19185M
- 4P-010-042 - 57FT Stanier Non Corridor Brake BR Maroon Lined M25255M
- C099D - 57FT Stanier Non Corridor Comp BR Maroon Lined M19185M
- C100D - 57FT Stanier Non Corridor Brake BR Maroon Lined M25255M

APPROVED

**DAPOL GOLD**  
STOCKISTS



**The following retailers carry stocks of all new monthly products**

ALTON: **Alton Models** tel: 01420 542244  
ARUNDEL: **Gaugemaster** tel: 01903 884321  
AXMINSTER: **Buffers Model Railways** tel: 01297 35557  
AYLSHAM: **Bure Valley Railway** tel: 01263 733858  
BARROW IN FURNESS: **Crafty Hobbies** tel: 01229 820759  
BIDEFORD: **Osborn's Models** tel: 01237 423453  
BRISTOL: **Model Railways Direct** tel: 01275 774224  
BURTON-ON-TRENT: **The Tutbury Jinny** tel: 01283 814777  
CARLISLE: **C & M Models** tel: 01228 514689  
CHELTENHAM: **Cheltenham Models** tel: 01242 523117

HEREFORD: **Hereford Model Shop** tel: 01432 352809  
KIDDERMINSTER: **DMB/Footplate Models** tel: 01562 750076  
LIVERPOOL: **Hattons** tel: 0151 733 3655  
NANTWICH: **Trident Trains** tel: 01270 842400  
NORTH LANCING: **Morris Models** tel: 01903 754850  
SHEFFIELD: **Rails of Sheffield** tel: 01142 551436  
STROUD: **ANTICS** tel: 01453 825381  
SHEPTON MALLETT: **East Somerset Models** tel: 01749 880651  
WORCESTER: **DCC Supplies** tel: 01905 621999  
YORK: **Monk Bar Model Shop** tel: 01904 659423





# The Quayside Collection

These OO Scale Quayside Collection model buildings are fully painted and decorated to be sited on your layout straight from the box.



**44-569 - Quayside Walls with Steps**  
112 x 33 x 80 mm



**44-570 - Quayside Corners**  
44 x 33 x 80 mm



**44-568 - Quayside Walls**  
144 x 33 x 80 mm



**44-557 - Fishing Boat**  
163 x 58 x 94 mm



**44-0039 - Fishing Net Lofts**  
37 x 37 x 122 mm &  
37 x 37 x 94 mm



To find your nearest retailer, please visit [www.bachmann.co.uk](http://www.bachmann.co.uk)  
**Model, Collect & Create**

