

FREE **48** **PAGE**
DEALER DIRECTORY

30 NEW MODELS INSIDE!
All the latest model railway news and product tests...

HORNBY

Issue 101 **November 2015** USA \$12.99 • CAD \$12.99 • AUS \$11.95 • **UK £4.20**

www.hornbymagazine.com

magazine

FIRST REVIEWS



Hornby's new Collett 'King' 4-6-0



Heljan Metropolitan Bo-Bo



Hornby Gresley 'D16/3' 4-4-0



Rail's LMS pioneer diesels



Dapol 'O' gauge Terrier 0-6-0T

PLUS...

- Bachmann Hawksworth autotrailer
- Sparmax airbrush and compressor
- Hornby's revised Sentinel shunter

**BACHMANN REVEALS
'OO' CLASS 117 AND 121**

WEST COUNTRY REVIVAL

Penhallick rebuilt and revisited




**SOUND FITTING A CLASS 05
WEATHERING AN 'ATLANTIC'**

KEY



HORNBY SANTA'S EXPRESS TRAIN SET



Inject a bit of Hornby magic into Christmas with the special Santa's Express Train Set. The set includes everything you need to get started, including Santa's festive train, an oval track, power transformer and mat. Whether this is your first train set, or you're a seasoned modeller, Santa's Express will delight young and old alike and is sure to become a festive favourite.

Santa's special train includes his very own steam engine, a wagon full of presents and a closed van in which he keeps his reindeer. The sprightly little engine, in its colourful livery is more than capable of pulling such an important train around the oval of track included in this set.

This item is only available from www.hornby.com and at Hornby concessions, so order yours to make sure you don't miss out!

ONLY AVAILABLE AT HORNBY.COM

EXCLUSIVE FIRST EDITIONS

Limited Editions with Endless Appeal

WILTS & DORSET

WILTS & DORSET
1915 - 2015



25813
LEYLAND DMS

CLYDESIDE



20650
PLAXTON POINTER DART

SOLENT BLUELINE



38122
BRISTOL VRT

NORFOLK GREEN



36712
PLAXTON SLF DART

NATIONAL CARRIERS



40201
ATKINSON ARTIC BOX VAN

HIGHLAND SCOTTISH



17511
LEYLAND NATIONAL MKII

WILTS & DORSET

WILTS & DORSET
1915 - 2015



26412
DAIMLER UTILITY BUS

BOURNEMOUTH CORPORATION



18017
DAIMLER FLEETLINE

BRITISH AIRWAYS



22402
ALEXANDER ATLANTIAN

TILLINGS NATIONAL



29510
PLAXTON PANORAMA BRISTOL DOME

LONDON COUNTRY



32005
RCL ROUTEMASTER

WEST YORKSHIRE NBC



25005
BRISTOL RELL FLAT FRONT

STAGECOACH CALEDONIAN EXPRESS



26705
PLAXTON PARAMOUNT 3500

SOVEREIGN BUSES



29634
LEYLAND OLYMPIAN

BRISTOL OMNIBUS



14017
BRISTOL FLF LODEKKA

Exclusive
First
Editions

To Find EFE Stockists or to Buy Direct Stop Off At
exclusivefirsteditions.com

Exclusive
First
Editions



FREE BOOK!

Subscribe today and claim your **FREE Hornby Magazine Yearbook 7** worth £17.99. See pages 62-63 for full details.

HORNBY magazine

November 2015

Editor: Mike Wild

Assistant Editor: Mark Chivers

Senior Designer: Steve Diggle

Sub-editor: Andrew Roden

Contributors: Evan Green-Hughes, Brian Stephenson, Tim Shackleton, Nigel Burkin, Graham Gaches, Paul Chetter, Julia Scarlett, Trevor Jones, Tony Wright, Mel Rees, Rob Kinsey and David John.

EDITORIAL ADDRESS

Hornby Magazine, Key Publishing,
PO Box 100, Stamford, Lincolnshire PE9 1XQ

Tel: 01780 755131

Email: hornbymagazine@keypublishing.com

Website: www.hornbymagazine.com

ADVERTISING

Advertising Manager: Tom Lee

Email: tom.lee@keypublishing.com

Telephone: 01780 755131

Mobile: 07969 471756

Sales Executive: Ben Harrison

Email: ben.harrison@keypublishing.com

Telephone: 01780 755131

Advertising Production: Cheryl Thornburn

Tel: 01780 755131 **Fax:** 01780 757261

Email: cheryl.thornburn@keypublishing.com

ADVERTISING ADDRESS

Hornby Magazine, Key Publishing Ltd,
Po Box 100, Stamford, Lincolnshire. PE9 1XQ

SUBSCRIPTIONS/MAIL ORDER

PO Box 300, Stamford, Lincolnshire, PE9 1NA, UK

Tel: 01780 480404

Fax: 01780 757812

Email: Subscriptions - subs@keypublishing.com

Email: Mail Order - orders@keypublishing.com

PUBLISHING

Publisher: Adrian Cox

Managing Director: Adrian Cox

Commercial Director: Ann Saundry

Group Marketing Manager: Martin Steele

Chairman: Richard Cox

Webmaster: Simon Russell

Registered Office: Units 1-4, Gwash Way Industrial Estate,
Ryhall Road, Stamford, Lincolnshire PE9 1XP

PRINTING

Precision Colour Printing Ltd, Haldane, Halesfield,
Telford, Shropshire. TF7 4QQ.

DISTRIBUTION

Seymour Distribution Ltd.,

2 Poultry Avenue, London. EC1A 9PP

Tel: 020 7429 4000

Having difficulty obtaining your copy of *Hornby Magazine*?
Please contact the subscriptions team using the details above.



© Key Publishing Ltd 2015

All rights reserved. No part of this magazine may be reproduced or transmitted in any form by any means, electronic or mechanical, including photocopying, recording or by any information storage and retrieval system, without prior permission in writing from the copyright owner. Multiple copying of the contents of the magazine without prior written approval is not permitted. Material sent to the Editor, whether commissioned or freely submitted, is provided at the contributor's own risk; Key Publishing Ltd cannot be held responsible for loss or damage howsoever caused.

The opinions and views expressed by authors and contributors within *Hornby Magazine* are not necessarily those of the Editor or Key Publishing.

We are unable to guarantee the bona fides of any of our advertisers. Readers are strongly recommended to take their own precautions before parting with any information or item of value, including, but not limited to, money, manuscripts, photographs or personal information in response to any advertisements within this publication.


HORNBY is a registered trade mark of Hornby Hobbies Limited and is used under licence.

abc Audit Bureau of Circulation 34,022
newsstand and digital sales.

Hornby Magazine is published on
the second Thursday of each month
preceding the cover date.

ISSUE
101

96 Rhyd



WE SHOW YOU HOW!

28 WEATHERING

Tim Shackleton sets out to represent BR's last operational Great Northern Ivatt 'Atlantic' 4-4-2 and recreates the faded yet purposeful look retained by the prototype to the end.



p28

34 KIT CONSTRUCTION

Building kits can be daunting but it doesn't have to be. Tim Shackleton proves the point with this new 'OO' gauge Plasser and Theurer 12ton crane kit from Make Your Mark Models.



p90

40 AUTOMATIC COLOUR LIGHT SIGNALS

With a wide selection of multiple aspect colour light signals now available, the next logical step is to consider automating their operation. Nigel Burkin shows you how, using readily available components.

90 DCC SOUND

Paul Chetter rises to the challenge and installs DCC sound inside Heljan's new 'OO' gauge Class 05 diesel shunter.



FIRST REVIEWS



**p72 Heljan
Metropolitan
Railway Bo-Bo**



**p76 Hornby
'D16/3'
4-4-0**

- 64 Hornby Collett 'King' 4-6-0**
- 74 Bachmann's GWR autotrailer**
- 78 Rails' LMS twins 10000/10001**
- 80 Dapol 'O' gauge Stroudley 0-6-0T**

PLUS...

64 Hornby's new Sentinel 0-4-0 shunter, Oxford Diecast's new Leyland Titan PD2/12, a new selection of Sparmax budget airbrushes and much more feature in this issue's reviews section.

Inside...

7

EDITORIAL

Autumn is a busy time in the *Hornby Magazine* office, with multiple layout projects and lots of new product arrivals, as Mike Wild enthuses.

8

UPDATE

Bachmann announces new Diesel Multiple Units for 'OO'; Dapol updates its latest model projects, Heljan displays the first engineering sample of its forthcoming 'O' gauge Class 25/1, Hornby reveals progress on its 'OO' gauge Class 71 and all the latest model news.

16

PENHALLICK

Following the retirement of this popular 'OO' gauge British Railways Western/Southern Region exhibition layout set in the West Country, it has now found a new permanent home. Mel Rees reveals how it has been developed into a new format and with an extra station too.

46

HORNBY POST

Your views, opinions and responses from the *Hornby Magazine* postbag.

50

OLD MILLS COLLIERY SIDINGS

Wolverhampton Model Railway Club looked to British Rail's Western Region for inspiration when building their latest 'OO' gauge exhibition layout, set in the late 1960s and early 1970s.

58

TRACKPLANS: DIESEL DEPOTS

Railway depots offer scope to create small, yet fascinating layouts. In the first of a new series, Mark Chivers presents a selection of 'OO' gauge diesel depot trackplans offering plenty of operating potential.

68

REALITY CHECK

The Great Western Railway's 'Kings' were widely regarded as the ultimate 4-6-0 locomotive thanks to their impressive specification. Evan Green-Hughes looks back at their history.

96

RHYD

The famous Ffestiniog Railway in North Wales provided all the inspiration required for this stunning 'O-14' narrow gauge layout set in the 1950s and 1960s, as David John explains.

106

RAILWAY REALISM

In addition to the national network of railway lines, a significant number of private railways also existed. Evan Green-Hughes takes a look at a selection, some of which were quite unusual.

110

STAFF PROJECTS

Hornby Magazine's Mike Wild has turned attention to preparing Shortley Bridge and Felton Cement Works for its outings after a year in storage for this 'OO' gauge layout.

112

SHOW GUIDE

Hornby Magazine's comprehensive guide to forthcoming events.

WE'VE GONE SOCIAL!
Follow us on your favourite social media sites.
You'll find the latest news, images and exclusive videos! Search *Hornby Magazine*.



**ZIMO decoders are designed and made in Vienna,
the home of Beethoven, Mozart, Schubert and Strauss.
Would you risk trusting your sounds to anyone else?**



Products for all scales

DCC decoders suitable for models ranging in size from 'N' to 'O' gauge, and larger, including garden railways.



Incredible specification

Functionality is paramount at ZIMO. Plenty of function outputs are always provided for greater play value.



Unrivalled motor control

Low-noise, high-frequency drive options with back-EMF sampling. Optimal performance from any motor type.



High current ratings

Plenty of capacity provides peace of mind, plus there are thermal cut-outs and overload protection on all outputs.



Superb sound quality

Powerful amplifiers, large memory and high sample rates means sounds need to be heard to be believed.



Stay alive technology

Many decoders incorporate energy storage circuitry that will improve running over poor or dirty trackwork.



Easy software updating

Our decoders can be easily updated with new software without the need to disconnect or disassemble locos.



Worldwide reputation

Chosen by premium brands like Roco & Fleischmann. Widely respected in continental Europe and the USA.



Great value for money

All decoders are made in our own hi-tech production facility in Austria and are surprisingly affordable.

ZIMO has been at the cutting edge of DCC for more than 30 years, offering a range of technologically advanced sound, motor and function decoders.

The pinnacle of digital sound technology...

MX644 & MX645 sound decoders

With 1.2 Amp motor rating, 3 Watt audio amplifier, eight function outputs, built-in 'stay alive' circuitry and the revolutionary 'smart stop' technology, these are the decoders of choice for 4mm scale modellers.

Miniature 'sugar cube' speakers

Matched to ZIMO's pre-wired loudspeaker outputs and designed for the tightest of spaces. Three sizes are available, complete with resonator boxes, right down to an amazingly small 8 x 12 mm footprint!

'Stay alive' supercapacitors

Improve running characteristics and avoid sound interruption and lighting flicker by using an energy storage module wired directly to your decoder. ZIMO's SC68 'Supercapacitor' is the ideal solution.

At the forefront of digital command control since 1979

Ask for



by name...

ZIMO decoders, miniature speakers and supporting accessories are only available from these approved retailers:

RAIL EXCLUSIVE
01780 470086
DISTRIBUTOR

DIGITRAINS
01522 527731
GOLD

YOUCHOOS
0844 772 5052
SILVER

COASTAL DCC
01473 403764
SILVER

MR SOUNDGUY
01983 531443
SILVER

EDM MODELS
01904 331973
SILVER

WICKNESS MODELS
01387 738175
BRONZE

DCC TRAIN AUTOMATION
0117 230 8078
BRONZE

GARDEN RAIL SPECIALISTS
01844 345158
LARGE SCALE ONLY

Welcome

THE EDITOR'S PAGE



THE RUN UP to the autumn season is always extremely busy for the *Hornby Magazine* team. There are always projects on the go and we eat, breath and sleep model railways through the summer months to get everything ready.

This year is no exception and as soon as we finish one project there is another to be started. It's exciting and this sentiment is being echoed throughout the hobby with another bumper crop of new releases landing in our office this month.

For the *Hornby Magazine* team the Great Electric Train Show on October 10/11 has been a major focus, ensuring that all the exhibitors know when to arrive, preparing publicity for the show and crossing off all the jobs on the list.

In the background we have been working hard to bring our exhibition layout - Shortley Bridge and Felton Cement Works - back into full running order after a year in storage while at the same time completing work on our brand new 'N'

gauge layout which has been built for *Hornby Magazine's* annual Yearbook.

Building layouts is a big part of what we do here at *Hornby Magazine*. They bring us closer to the hobby and allow us to try techniques, put together step by step guides and - just as importantly - test locomotives to the full. Obviously we enjoy building them, but everything we build has to have a purpose.

The autumn season is also a time when we attend the most exhibitions. After the Great Electric Train Show we will be at the Spalding Model Railway Exhibition with Shortley Bridge and Felton Cement Works on November 14/15 and two weeks later we will be at the Warley National Model Railway Exhibition with Barrenthorpe on November 28/29.

This issue is another busy one with four step by step guides created by the team for weathering, sound fitting, kit building and automatic signals plus there are three stunning layouts, a full and bursting news section and the annual 48 page Dealer Directory - your one stop shop for finding the UK's network of model railway retailers and suppliers as well as listings of clubs and societies. All the information has been fully updated for this new publication.

Of course no issue would be complete without new releases and this issue's review section is quite simply stunning! With two new steam locomotives from Hornby in the form of the GWR 'King' 4-6-0 and LNER 'D16/3' 4-4-0 plus Heljan's fabulous Metropolitan Railway Bo-Bo electric, Rails of Sheffield's exclusive models of LMS twins 10000/10001 and Dapol's 'O' gauge 'Terrier' being the headline events.

Not to be forgotten is Bachmann's impressive new 'OO' gauge GWR autotrailer and a second version of Hornby's Sentinel shunter with an 0-4-0 chassis with coupling rods. Beyond rolling stock we also have full reviews of the new Sparmax airbrush and compressor, new paint sets from MIG Ammo and Modelu's impressive line of laser scanned and 3D printed railway figures.

We hope you enjoy the issue and if you see the *Hornby Magazine* team out at the shows come on over and say hello!

Happy modelling!

Mike Wild
Mike Wild
Editor

ISSUE GUIDE

FREE 48 PAGE DIRECTORY

Hornby Magazine's annual Dealer Directory is your guide to retailers and suppliers across the UK including online stockists. Plus there are fully updated club and society listings to help you find a local group.

FIRST REVIEWS

64 FIVE brand new locomotives headline this month's reviews section topped by an exclusive first review of Hornby's new GWR 'King' 4-6-0. Also featured is Heljan's Metropolitan Railway Bo-Bo, Hornby's 'D16', and Dapol's 'O' gauge 'Terrier'.

UPDATE

8 All the latest model railway news including new announcements from Bachmann in 'OO' and Heljan in 'O' gauge, the latest pre-production samples from Hornby, Dapol, Heljan, Revolution Trains and a preview to the Spalding exhibition.

FREE 48 PAGE DEALER DIRECTORY **30 NEW MODELS INSIDE!** All the latest model railway news and product tests...

HORNBY

magazine

Issue 101 November 2015 USA \$12.99 CAD \$12.99 AUS \$11.95 UK £4.20

FIRST REVIEWS

EXCLUSIVE

Hornby's new Collett 'King' 4-6-0

Heljan Metropolitan Bo-Bo

Hornby Gresley D16/3 4-4-0

Rails/LMS pioneer diesels

Dapol 'O' gauge 'Terrier' 0-6-0T

PLUS...

- Bachmann Hawksworth autotrailer
- Sparmax airbrush and compressor
- Hornby's revised Sentinel shunter

BACHMANN REVEALS 'OO' CLASS 117 AND 121 **SOUND FITTING A CLASS 05 WEATHERING AN 'ATLANTIC'**

9 771753 246069

30 NEW MODELS INSIDE!

Our packed News and Reviews sections feature more than 30 models covering new releases, announcements, first looks and more. Highlights include new DMU announcements by Bachmann, the latest sample of Hornby's Class 71, Dapol's 'N' gauge 'Schools', Heljan's first 'O' gauge steam locomotive and much more...

PENHALLICK

16 Famed on the exhibition circuit for its impressive 56ft length, this North Cornwall set BR Western and Southern Region layout has a new life having been rebuilt and revitalised in its new home.

WE SHOW YOU HOW

28 This month the *Hornby Magazine* team shows how to install sound in a Heljan Class 05, weather an Ivatt 'Atlantic', how to create automatic signalling in simple steps and how to build resin kits.

BACHMANN ANNOUNCES

Class 117/121 DMUs for 'OO'



Bachmann has revealed that it will be producing a 'OO' gauge ready-to-run model of the Class 117 DMU. On May 8 1995 117305 leaves Carbis Bay heading for St Erth. John Chalcraft/www.railphotoprints.co.uk.

IN BRIEF

■ Dapol has confirmed the identities of its forthcoming 'OO' gauge Vossloh Class 68 diesel-electric locomotive.

Six models will be released initially as 68002 *Intrepid* in Direct Rail Services (DRS) blue, (Cat No. 4D-022-001), 68005 *Defiant* in DRS blue (4D-022-002), 68010 and 68014 in Chiltern Railways silver and grey (4D-022-003 and 4D-022-004), and 68006 *Daring* and 68007 *Valiant* in Scotrail Saltire colours (4D-022-005 and 4D-022-006).

Prices are set at £139.95 with delivery anticipated during the first quarter of 2016.

● Visit www.dapol.co.uk for more information.

■ Dart Castings has added two new 'O' gauge figures to its Monty's Models range of white metal castings. A casually dressed photographer (Cat No. MGV17) and shunter (MGV18) form the latest additions, the latter also featuring a separate shunter's pole. Supplied unpainted, they are priced at £3.80 each.

HELJAN STEAMS AHEAD



The GWR '61XX' 2-6-2T is to be Heljan's first venture into 'O' gauge ready-to-run steam. 6103 leads a mixed goods through Reading West in 1963. Jim Carter/www.railphotoprints.co.uk.

Heljan is working on its first ready-to-run 'O' gauge steam locomotive, with a Great Western Railway (GWR) 'Large Prairie' 2-6-2T under development.

Heljan will develop the 'Large Prairie' based on the GWR's '61XX' 2-6-2T, although the company may also consider models of the similar '41XX' and '51XX'

locomotives in the future.

The GWR '61XX' 2-6-2T was designed by Charles Collett as a development of the GWR '5101' 2-6-2T, with boiler pressure being the main difference. 70 were built for use on GWR suburban services, with the first entering service in 1931. They remained in use with

BR's Western Region until the mid 1960s when new Diesel Multiple Units replaced them on many of the services they were designed for.

Heljan's '61XX' will come pre-numbered and will be available in GWR green, BR black and BR green.

● Visit www.heljan.dk for further information.



Also announced by Bachmann is the Class 121 single car DMU. W55033 leaves Bristol Temple Meads for Severn Beath on April 16 1979. John Chalcraft/www.railphotoprints.co.uk.

BACHMANN PLANS to produce Class 117 and Class 121 Diesel Multiple Units (DMUs) as its next 'OO' gauge ready-to-run models. The three car Class 117 high density DMUs and single car Class 121s were built by Pressed Steel for use on BR Western Region suburban services.

Bachmann's new tooling will cater for exhaust pipe variations, gangway and non-gangway variants and will feature interior lighting, switchable directional lighting and a 21-pin DCC decoder socket.


Three Class 117s will form the initial batch of standard releases in BR green with speed whiskers (Cat No. 35-500), BR blue and grey (35-501) and Network SouthEast (35-

502) together with three Class 121s in BR green with 'speed whiskers' (35-525), BR blue and grey (35-526) and Network SouthEast (35-527).

Acknowledging the assistance and research provided by Kernow Model Rail Centre for this project, two exclusive limited editions will be produced for the retailer representing the DMUs repainted to mark the 150th Anniversary of the Great Western Railway in 1985 as Class 117 B430 (35-500Z) and Class 121 W55020 in GW150 chocolate and cream (35-525Z). Prices and delivery date are to be announced. The previously announced Kernow Model Rail Centre/DJ Models Class 117 project has been cancelled.

● Visit www.bachmann.co.uk and www.kernowmodelrailcentre.com for more details.

Hornby issues Radial artwork



Hornby has issued livery artwork for its forthcoming 'OO' gauge London & South Western Railway (LSWR) Adams '0415' 4-4-2T.

Identities of the three locomotives are confirmed as 488 in as-preserved LSWR lined green (R3335), 30584 in BR lined black with early crests (R3333) and 30582 in BR lined black with late crests (R3334). The latter also features safety valves

built into the dome while the model of 488 is finished with Stove pipe chimney. Each will feature a die-cast metal chassis and boiler, five pole skew wound motor, sprung metal buffers and removable coal load.

Prices are set at £119.99, with delivery anticipated during January 2016.

● Visit www.hornby.com for more details.



HELJAN EVALUATES CLASS 25/1

The first engineering prototype sample of Heljan's new 'O' gauge Class 25/1 has arrived for evaluation.

Two standard models will be available in BR green with small yellow panels (Cat No. 2551) and BR blue with full yellow ends (2552) together with an

exclusive run of 100 models produced for Tower Models in BR plain green (2551).

Each will feature two five pole motors, directional lighting, rotating roof fans and detailed cab interiors.

Prices are set at £699 each with delivery anticipated in 2016.



Hornby Collett coaches approach

New Engineering Prototype samples of Hornby's recently announced 'OO' gauge ready-to-run Great Western Railway (GWR) Collett 57ft 'bow ended' corridor coaches (HM97) have arrived for evaluation. Five vehicles will

be available in GWR chocolate and cream and BR carmine and cream. Priced at £39.99 per coach, delivery is anticipated during the first half of 2016.

● Visit www.hornby.com for more details.

Weathering Skills Guide Vol Two

Volume Two of Hornby Magazine's *Weathering Skills Guide* is now available, featuring more than 20 hands-on projects, demonstrations of airbrush and weathering powder techniques, advice for getting started with an airbrush, essential airbrush maintenance and much more.

Tim Shackleton and Mike Wild guide you through this fascinating pastime with plenty of hints and tips along the way to ensure you get the most out of your weathering projects in whatever scale and era you model, from 'N' to 'O' gauge and steam or diesel.

Priced at £6.99, *Hornby Magazine's Weathering Skills Guide* is available now from newsagents and model shops or online



from the Key Publishing shop.

● Visit www.hornbymagazine.com for more details.

NEW WHEELS FOR 'N' GAUGE

N-Train has developed a new set of fine standard 'N' gauge wheels which are designed for use with its own range of kits, as well as those from other manufacturers.

N-Wheelz feature 6.2mm brass disc wheels mounted on 14.9mm

blackened steel pinpoint axles. Two pack sizes are available containing ten axles priced at £9 and 50 wheelsets priced at £42, plus postage and packing.

● Visit www.n-train.net for more information.

HORNBY CLASS 71 DEVELOPS



THE SECOND RUNNING sample of Hornby's new 'OO' gauge Class 71 has arrived with the company's engineers

for evaluation, fitted with an operating metal pantograph. Announced at the Warley National Model Railway Exhibition last November, three

models are due for release in 2016 as the National Railway Museum's E5001 in BR green (Cat No. R3373), E5022 in BR green (R3376) and 71012 in

BR blue (R3374). Prices are set at £149.99 with delivery anticipated during May 2016. **● Visit www.hornby.com for more details.**

First view of Hornby's 'Merchant Navy'



Hornby has revealed the first 3D rapid prototype of its forthcoming 'OO' gauge air-smoothed Bulleid 'Merchant Navy' 4-6-2, due for release in its 2016 range. This first stereo sample produced from the CAD/CAM drawings allows the

company's engineers to check the overall shape is correct and that there are no mechanical issues before tooling starts. Delivery is expected in late 2016.

● Visit www.hornby.com for more details.

Dapol mocks up 'N' Class 68



Dapol has unveiled a 3D printed bodysell of its 'N' gauge Vossloh Class 68 before it is approved for tooling. The impressive specification for this model includes tungsten chassis, all wheel pick-up, coreless motor, directional lighting and 6-pin

DCC decoder socket. Six models are planned in DRS, Chiltern Railways and Scotrail liveries. Delivery is scheduled for the third quarter of 2016 with prices to be announced.

● Visit www.dapol.co.uk for more information.

Dapol 'Schools' 4-4-0 sample arrives



The latest engineering prototype of its 'N' gauge Southern Railway (SR) 'Schools' 4-4-0 has been received by Dapol for evaluation. The new model will feature a tungsten chassis, super creep motor, 6-pin DCC decoder socket,

separate metal handrails and etched metal nameplates. Prices are set at £131.35 for DCC ready and £154.35 for DCC fitted models. Delivery is due in early 2016.

● Visit www.dapol.co.uk for more information.

Dapol's valanced 'A4s' progress



Dapol has received the first decorated samples of its new 'N' gauge Gresley 'A4' 4-6-2s with streamlined valances. Models planned include 2510 Quicksilver in LNER silver and grey, 2512 Silver Fox in LNER silver and grey, 4464 Bittern in as-preserved LNER garter blue, 4467 Wild

Swan in LNER garter blue and 4482 Golden Eagle in LNER apple green. Featuring a new detailed bodysell with streamlined side valances, prices and delivery dates have yet to be announced and the samples are subject to revisions.

● Visit www.dapol.co.uk for more information.

'N' GAUGE MERMAID IS THE LATEST CROWD SOURCED MODEL

'N' gauge specialist County Rolling Stock has launched a crowd funding project to produce a ready-to-run 'N' gauge ZJO/ZJV

Mermaid ballast tipping wagon.

Two variants of the wagon are planned covering the three batches built by Metropolitan-Cammell

while liveries planned include GWR, BR black, BR olive green and BR 'Dutch' yellow and black. Funded through a Kickstarter

project, various pledge values are available.

● Visit www.countyrollingstock.co.uk for more information.

FINAL CALL...

HORNBY
magazine

GREAT ELECTRIC TRAIN SHOW

OCTOBER 11/12 2014

The third Great Electric Train Show opens its doors at the Heritage Motor Centre, Gaydon, Warwickshire, at 10am on Saturday October 10, with 27 layouts, more than 30 traders and an expanded demonstration area.

This annual event, sponsored by *Hornby Magazine*, promises a top weekend of quality British outline model railway layouts from 'N' to 'O' featuring familiar names from past issues of *Hornby Magazine* including Shipley Model Railway Society's Leicester GC (HM79), Peter Midwinter's Bridge of Muir (HM96),

Graham Muspratt's Fisherton Sarum (HM22) and many more.

The skills zone will feature scenic and weathering demonstrations while Bachmann Europe and Hornby Hobbies will be displaying their latest pre-production samples as well as answering your questions. A wide selection of traders is also lined up including Cheltenham Model Centre, DCC Supplies, DC Kits, Digitrains, Gaugemaster, Grimy Times, Locomotion Models, Lord and Butler, Train-Tech and more

● For the latest updates visit www.grealelectrictainshow.com

Dapol inspects Class 33 samples



Production of Dapol's long awaited 'N' gauge Class 33 diesel locomotive is edging closer following the arrival of the first engineering samples for evaluation.

Six Class 33/0 and Class 33/1 models are planned with the new tooling catering for early exhaust variants together with revised

exhaust arrangements and later modifications such as high intensity lamps and radio roof pods, where appropriate. A surprise option is the tooling of a lamp and bell moulding for use on Class 33/1s, as carried when traversing the Weymouth Quay Tramway in Dorset.

● Visit www.dapol.co.uk for more information.

BRASSMASTERS RE-RELEASES MARTIN FINNEY

Brassmasters has reintroduced a batch of Martin Finney 4mm scale kits for the Great Western Railway (GWR) 'Aberdare' 2-6-0, '2301' 0-6-0, '1854' 0-6-0PT, '2721' 0-6-0PT, '47XX'

2-8-0 and '41XX'/'51XX'/'61XX' 2-6-2Ts. A range of GWR tenders have also been added.

● Visit www.brassmasters.co.uk for more information.



HORNBY'S 'SILVER JUBILEES' NEAR PRODUCTION

Hornby's limited edition Silver Jubilee Collection, marking the 80th anniversary since the introduction of the first LNER 'A4' 4-6-2s on the East Coast Main Line, is due shortly

with decorated samples of the four 'OO' gauge models arriving with the manufacturer in September.

Built specifically to haul the new 'Silver Jubilee' streamlined service

between London King's Cross and Newcastle in 1935, this latest limited edition collection (Cat No. R3337) includes LNER 'A4' 4-6-2s 2509 *Silver Link*, 2510 *Quicksilver*,

2511 *Silver King* and 2512 *Silver Fox*.

Priced at £579.99 per set, delivery is anticipated during November.

● Visit www.hornby.com for more information.

'N' GAUGE PENDOLINO MOVES FORWARD



Revolution Trains has unveiled the first 3D mock up of its new 'N' gauge Class 390 Pendolino Electric Multiple Unit (EMU). The 3D printed bodysells were displayed at the recent International N Gauge Show in Warwickshire, ahead of approving the CAD artwork

for tooling to commence. Manufactured by Rapido Trains, these models will feature a low friction drive, removable front valances, detailed interiors and working table lamps in the First Class vehicles.

● Visit www.revolutiontrains.com for more information.

Gaugemaster Limited 'ED'-ition



Gaugemaster has received decorated samples of its exclusive limited edition 'OO' gauge Class 73 electro-diesel locomotives for evaluation.

Manufactured by Dapol, two of these newly tooled models have been commissioned by the retailer as 73101 *Brighton Evening Argus* (Cat No. DAGM101) and 73101 *The*

Royal Alex (DAGM100) in Pullman umber and cream, representing both names carried by the prototype during its career. The roof colour is to be corrected before production.

Priced at £129.95 each, delivery is expected in late November.

● Visit www.gaugemaster.com for further information.

SPALDING

MODEL RAILWAY EXHIBITION

THE ANNUAL SPALDING Model Railway Exhibition sponsored by *Hornby Magazine* returns

to the Springfields Events Centre on November 14/15.

This year's show sees more than 35 layouts booked to attend including five that have appeared in *Hornby Magazine*. These are Redditch MRC's Buckshee (HM58) and Chilcompton (HM8), Ian Harper's Haymarket Cross (HM59), Thornbury Hill Model Railway Group's Thornbury Hill (HM63) and *Hornby Magazine's* Shortley Bridge and Felton Cement Works (Yearbook No. 7). Shortley Bridge has been refreshed for the 2015 autumn show season to include new buildings, new locomotives and more as detailed in Staff Projects on pages 110-111.

The *Hornby Magazine* stand will be there with special show-only subscription offers and our range

Redditch MRC's Chilcompton models the Somerset and Dorset in the 1950s including appropriate motive power. *Mike Wild/Hornby Magazine.*

PREVIEW





of exclusive limited edition models, accessories and latest publications together with *Hornby Magazine's* editorial team who will be on hand throughout the weekend to answer your questions.

Spalding Model Railway Club

Below: Popular Southern Region layout Thornbury Hill (HM63) is one of the star exhibits of the Spalding Exhibition.

Trevor Jones/Hornby Magazine.



has assembled an impressive selection of layouts covering UK, European and American modelling with highlights including Alistair Knox's Bridgford, Mike Kelly's Cromer, Ben Adlington's Emsworth, David Harrison's Loch Oran and many more.

Hornby Magazine contributor Paul Chetter will be back with his popular Digital Command Control demonstration – which will be hosted on the Saturday by *Hornby Magazine's* Mike Wild at selected times - while there will also be scenic and building demonstrations from Roy Hickman and Howard Leader.

This year's event sees Bachmann Europe attending for the first time with displays of its latest releases and exclusive pre-production samples of new models. As usual there will be a wide range of traders at the exhibition including show sponsors Cheltenham Model Centre, D&E Videos and DC Kits and Kytes Lights together with ADM Turntables, Brickyard Models, Digitrains, Green Scene, Shawplan, Squires Tools, Ten Commandments and others.

The Bicker and Donnington Light Railway will also be offering outdoor live steam rides once again this year (weather permitting).

The show is open from 10am each day.

● **For more information visit www.spaldingmodelrailwayclub.org.uk**

THE DETAILS

Event:	Spalding Model Railway Exhibition
When:	November 14/15 2015
Where:	Springfields Events Centre, Camelgate, Spalding, PE12 6ET
Times:	Sat 10am-5pm, Sun 10am-4.30pm
Website:	www.spaldingmodelrailwayclub.org.uk
Prices:	Adults £7, concessions £6, accompanied children free

Left: *Hornby Magazine's* Shortley Bridge and Felton Cement Works will be making its second outing of the autumn at Spalding showcasing a wide range of digital sound fitted locomotives. *Mike Wild/Hornby Magazine.*

Below left: Scottish branch terminus Buckshee is presented by the Redditch Model Railway Club. *Mike Wild/Hornby Magazine.*

Below: Ian Harper's busy motive power depot, Haymarket Cross, models an Eastern Region shed in the BR steam era. *Mike Wild/Hornby Magazine.*



LAYOUTS 2015

LAYOUT NAME	OWNER	SCALE
Ashenby St Peter	Peter B Simmerton	'O'
Aston	Martin Jeffery	'O'
Auerbach Yard	Graham Sturman	'HO'
Billington	Diss MRS	'OO'
Buckshee (HM58)	Redditch MRC	'OO'
Bridgford	Alastair Knox	'N'
Catford	Andrew Knights	'HO'
Chilcompton (HM8)	Redditch MRC	'OO'
Coyote Creek Railroad	Ruth Monks	'HO'
Cromer	Mike Kelly	'OO'
East Wheel Dream	Keith Thompson	'O'
Emsworth	Ben Adlington	'OO'
Furtwangen Ost	Les Richardson	'N'
Greenfields	Dave Lear	'N'
Gowts Bridge	Lincoln MRS	'OO'
Grandad's Trains	Terry Durrant	'O'
Harpers Ferry	Chris Middleton	'N'
Haymarket Cross (HM59)	Ian Harper	'OO'
Hulwell Junction	Ray Kingswell	'N'
Johannesdorf	John Smith	'Oe'
Just Four	John Cox	'N'
Leeds Central	John White	'OO'
Loch Oran	David Harrison	'N'
Museum of Transport	Robin Brogden	'OO/N'
Priory Lane	Malcolm Goodger	'N'
Rails along the Sea Wall	Brian and Ann Silby	'N'
Ravens Rock	Tony Hill	'O'
Roundhouse	Ian Lampkin	'HO'
Shortley Bridge (Yearbook 7)	<i>Hornby Magazine</i>	'OO'
St George's Pit	Alan Gray	'O'
Sylvestre Road	Andrew Knights	'HO'
That Dam Railway	John Lee	'OO9'
The Holbeach Estates	Stephen Sullivan	'OO9'
Thornbury Hill (HM63)	Thornbury Hill Modellers	'OO'
Untermutter	Dave Howsam	'HOM'
Walmington on Sea	David Edsall	'OO'

GAUGEMASTER.com

The Online Home of The Engine Shed



DCC CONTROL

DIGITAL CONTROL SYSTEMS



DCC01 Prodigy Express System £149.95



DCC02 Prodigy Advance2 System £279.95



DCC03 Prodigy Advance2 Wireless System £479.95

DECODERS

- DCC22 CLASSIC 2 Function Micro £24.95
- DCC23 CLASSIC 6 Pin Plug-in Decoder £24.95
- DCC27 OMNI 21 & 8 Pin Decoder £18.95
- DCC28 OMNI 6 Pin Decoder with Harness £20.95
- DCC29 OMNI Direct Plug Decoder £19.95
- BPDC27 OMNI 21 & 8 Pin Decoder (5) £39.95
- BPDC28 OMNI 6 Pin with Harness (5) £39.95
- BPDC29 OMNI Direct Plug Decoder (5) £34.95
- DCC30 Accessory Decoder 4 Accessories £59.95
- DCC31 Accessory Decoder Kato UniTrack £15.95

DCC ACCESSORIES

- DCC11 Prodigy Extension Plate £37.95
- DCC13 Prodigy Adv2 Wireless Walkaround £179.95
- DCC14 Prodigy Adv2 Backlit Walkaround £129.95



- DCC15 'Decoder Doctor' Decoder Tester £79.95
- DCC40 Auto Reverse Module £39.95
- DCC49 Prodigy DCC Booster Unit 8 Amp £179.95
- DCC51 Prodigy Wireless Conversion Set £259.95
- DCC55 Prodigy Wired Computer Interface £54.95
- DCC60 Spare plug for Prodigy £3.25
- DCC61 Medium NEM 652 Socket (5) £7.95
- DCC62 Prodigy Universal Lead (2m) £4.95
- DCC63 Prodigy Adv Power Supply Unit £24.95
- DCC64 Prodigy Power Pack Lead £6.95
- DCC65 Prodigy Express Power Supply Unit £25.95
- DCC71 Prodigy Decoder Tester £9.95
- DCC72 8 to 21 Pin Adaptor £4.50
- DCC77 Prodigy Walkaround Adapter £9.95



ANALOGUE CONTROL

MAINS POWERED CONTROLLERS



GMC-COMBI Single Track Controller £39.95
GMC-100M Single Track £84.95

- GMC-100M Single Track O Scale £84.95
- GMC-10LGB Single Track G Scale £99.95
- GMC-10LGBSF Single Track G Scale Fan £169.95
- GMC-P Single Track Simulation £99.95
- GMC-PO Single Track Simulation O Scale £39.95



- GMC-D Twin Track £94.95
- GMC-DO Twin Track O Scale £164.95
- GMC-DF Twin Track Feedback £99.95
- GMC-DS Twin Track Simulation £164.95
- GMC-TS Three Track Simulation £174.95



GMC-Q Four Track £169.95

PANEL MOUNT CONTROLLERS



- GMC-100 Single Track £34.95
- GMC-100 O Single Track O Scale £44.95
- GMC-100LGB Single Track G Scale £54.95
- GMC-U Single Track Simulation £44.95
- GMC-UF Single Track Feedback £39.95
- GMC-UO Single Track Simulation O Scale £59.95
- GMC-UO Twin Track £54.95
- GMC-UOF Twin Track Feedback £59.95
- GMC-UOS Twin Track Simulation £59.95
- GMC-UTS Three Track Controller Sim £79.95
- GMC-UQ Four Track £84.95

HANDHELD CONTROLLERS

- GMC-W Single Track £39.95
- GMC-HH Single Track Feedback £39.95
- GMC-WS Single Track Simulation £59.95



- GMC-M1 Output 2 x 16V AC £49.95
- GMC-M1DC Output 2 x 12V DC £54.95
- GMC-M2 Output 1 x 18V AC (2.5a) £54.95
- GMC-M3 Output 1 x 24V AC (1.25a) £54.95
- GMC-M4 Output 2 x 12V AC (1.25a) £54.95

WALL MOUNTED TRANSFORMERS

- GMC-M1 Output 1 x 16V AC or 12V DC £19.95
- GMC-WM2 Output 1 x 9V DC (0.6a) £14.95

OPEN TRANSFORMERS

- GMC-T1 Output 2 x 16V AC (1a) £24.95
- GMC-T2 Output 1 x 18V AC (2.5a) £24.95
- GMC-T3 Output 1 x 24V AC (1.25a) £24.95
- GMC-T4 Output 2 x 12V AC (1a) £24.95

MODULES

- GMC-SS1 Super Shuttle Unit £34.95
- GMC-SS1LGB Super Shuttle Unit G Scale £44.95



POINT CONTROL

POINT CONTROL STARTER SET

- GMC-PCSET Point Control Starter Set £49.95



GMC-PCU1 Point Control Unit £114.95
GMC-PCU2 Slave Unit for PCU1 £52.95

MAINS POWERED POINT CONTROL SYSTEM

- GMC-PCU1 Point Control Unit £114.95
- GMC-PCU2 Slave Unit for PCU1 £52.95

CAPACITOR DISCHARGE UNITS



- GMC-CDU Capacitor Discharge Unit £13.95
- GMC-MCDU Mains Powered CDU £24.95

POINT MOTORS



- GMC-PM1 Motor with Built-In Switch £5.35
- GMC-PM2 Motor No Switch £6.25
- GMC-PM4 Motor Latching Mechanism £6.25

UNCOUPLERS

- GMC-EM1 N Electro Magnetic Uncoupler £8.95
- GMC-EM2 Coupling Adaptor Fret (20) £4.95
- GMC-TLU OO Tension Lock Uncoupler £10.95



TRACK

ELECTRONIC HIGH FREQUENCY TRACK CLEANERS FOR DC (ANALOGUE) USE ONLY



- GMC-HF1 Single Track Unit £39.95
- GMC-HF2 Double Track Unit £49.95

AXLE-HUNG TRACK CLEANING PADS



- GMC-M37 OO/HO Track Cleaning Pads (3) £5.50
- GMC-M39 N Track Cleaning Pads (3) £5.50

TRACK TESTER



GMS2 Multi Scale Track Tester £4.95

OO SCALE FLEXIBLE TRACK



- GMS9 900mm N/Silver Flexible Track (100) £29.95
- GMS3 900mm N/Silver Bk Flexi Track (24) £79.95
- GMS4 900mm N/Silver Bm Flexi Track (24) £79.95
- GMS7 900mm N/Silver Bm Flexi Track (100) £29.95
- GMS19 Code 100 (OO) Rail Joiners (24) £2.45

OO SCALE TRACK ACCESSORIES

- GMA45 OO/HO Re-Railer £5.35
- GMS4 OO Buffer Stop £1.85
- BPGM54 OO Buffer Stop (5 Pack) £8.35



- GMS55 OO LH Buffer Stop £6.95
- GMS56 OO Buffer Stop Lights (Pack of 2) £9.95

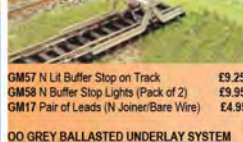
- GM13 Pair of Leads (Joiners/Bare Wire) £4.95
- GM66 Homby Type Track Pins 10mm £2.60
- GM67 Extra Long Track Pins 15mm £2.60

N SCALE FLEXIBLE TRACK

- GM18 Code 80 (N) Rail Joiners (24) £2.35

N SCALE TRACK ACCESSORIES

- GM46 N Re-Railer £2.95
- GM53 N Scale Buffer Stop £4.50
- BPGM53 N Scale Buffer Stop (Pack of 5) £19.95



- GM57 N Lit Buffer Stop on Track £9.25
- GM58 N Buffer Stop Lights (Pack of 2) £9.95
- GM17 Pair of Leads (N Joiner/Bare Wire) £4.95

OO GREY BALLASTED UNDERLAY SYSTEM

- GM114 OO/HO Granite Ballast (500g) £3.55
- GM117 OO/HO Granite Ballast (200g) £2.35



- GM200 Flexible Ballasted Underlay (5m) £22.95
- GM204 Point & Crossing Ballasting Kit £7.95

OO BROWN BALLASTED UNDERLAY SYSTEM

- GM111 OO/HO Brown Ballast (500g) £3.55
- GM210 Flexible Ballasted Underlay (5m) £22.95
- GM214 Point & Crossing Ballasting Kit £7.95

N GREY BALLASTED UNDERLAY SYSTEM

- GM115 N Granite Ballast (500g) £3.55
- GM118 N Granite Ballast (200g) £2.35
- GM201 N Flexible Ballasted Underlay (5m) £22.95
- GM205 N Point & Crossing Ballasting Kit £7.95

N BROWN BALLASTED UNDERLAY SYSTEM

- GM113 N Brown Ballast (500g) £3.55
- GM211 N Flexible Ballasted Underlay (5m) £22.95
- GM215 Point & Crossing Ballasting Kit £7.95

OO SCALE CORK TRACKBED SYSTEM



GM251 3mm Cork Trackbed 4.5 x 50cm (6) £8.95



- GM252 3mm Cork Plates 15 x 50cm (2) £4.50
- GM240 For RH Sectional Points (2) £3.95
- GM241 For LH Sectional Points (2) £3.95
- GM244 For RH Sectional Curved Points (2) £3.95
- GM245 For LH Sectional Curved Points (2) £3.95
- GM247 For Y Sectional Points (2) £3.95

N SCALE CORK TRACKBED SYSTEM

- GM231 2mm Cork Trackbed 2.8 x 50cm (6) £8.95
- GM232 2mm Cork Plates 15 x 50cm (2) £4.50
- GM223 For RH Sectional Points (2) £3.95
- GM226 For LH Sectional Points (2) £3.95

SCENICS



GM194 Scenic Starter Pack £24.95

STARTER PACK



- GM100 Mod Roc (2.75m) £4.50
- GM119 Fine Plaster of Paris (1kg) £3.95
- GM130 1/16 Cork Sheet 3' x 2' (60 x 90cm) £6.50
- GM131 1/8 Cork Sheet 3' x 2' (60 x 90cm) £10.50
- GM167 Balsa Bundle 50 x 76 x 229mm £1.95
- GM168 Balsa Bundle 75 x 150 x 450mm £9.95

GENERAL SCENIC MODELLING PRODUCTS

- GM128 OO Scale Spring Trees (10) £10.95
- GM129 OO Scale Summer Trees (10) £10.95
- GM180 Plum Trees (3) £6.95
- GM181 Plum Trees in Blossom (3) £6.95
- GM182 Fruit Trees (3) £6.95
- GM183 Apple Trees (3) £6.95
- GM184 Birch Trees (3) £6.95
- GM185 Weeping Willow Trees (3) £6.95
- GM186 Poplar Trees (3) £6.95
- GM187 Pine Trees (3) £8.50
- GM188 Beech Trees (2) £7.50

VALUE TREE ASSORTMENTS

- GM127 N Scale Tree Assortment (10) TBA

GRASS & GRAVEL MATS



- GM20 Spring Grass Mat 100cm x 75cm £7.95
- GM21 Summer Grass Mat 100cm x 75cm £7.95
- GM22 Autumn Grass Mat 100cm x 75cm £7.95
- GM23 Gravel Mat 100cm x 75cm £5.95
- GM38 Spring Grass Mat 240cm x 120cm £29.95

MEADOW MATS



- GM140 Meadow Mat - Spring 6mm Grass £8.95
- GM141 Meadow Mat - Meadow 6mm Grass £8.95
- GM142 Meadow Mat - Spring 12mm Grass £11.95
- GM143 Meadow Mat-Meadow 12mm Grass £11.95
- GM147 Meadow Mat - Beige 6mm Grass £8.95
- GM148 Meadow Mat - Beige 12mm Grass £11.95

STATIC GRASS SYSTEM



- GM196 Static Grass Starter Set £9.95
- GM193 Puffer Bottle £4.75
- GM169 Static Grass Glue (250ml) £6.95
- GM170 Spring Grass Flock (30g) £3.15
- GM171 Summer Grass Flock (30g) £3.15
- GM172 Moorland Grass Flock (30g) £3.15
- GM173 Meadow Grass Flock (30g) £3.15
- GM174 Woodland Floor Grass Flock (30g) £3.25

BUDGET SCATTERS

- GM101 Meadow Scatter (50g) £1.85
- GM102 Mid Green Scatter (50g) £1.85
- GM103 Dark Green Scatter (50g) £1.85
- GM105 Spring Green Scatter (50g) £1.85
- GM108 Earth Brown Scatter (50g) £1.85
- GM109 Black Scatter (50g) £1.85
- GM110 Red/Brown Scatter (50g) £1.85
- GM112 Imitation Coal (50g) £2.35
- GM116 Grey Tarmac Scatter (50g) £1.85

LICHENS & HEDGES



- GM160 Light Green Hedgerow (1m) £6.95
- GM161 Dark Green Hedgerow (1m) £6.95
- GM154 Light Green Lichen (80g) £4.75
- GM165 Dark Green Lichen (80g) £4.75
- GM166 Assorted Lichen (80g) £4.75

FOILAGE

- GM150 Fine Light Green Foilage (30g) £3.15
- GM151 Fine Dark Green Foilage (30g) £3.15
- GM152 Fine Mid Green Foilage (30g) £3.15
- GM153 Fine Light Brown Foilage (30g) £3.15
- GM154 Fine Brown Foilage (30g) £3.15

STANDARD TREES

- GM180 Plum Trees (3) £6.95
- GM181 Plum Trees in Blossom (3) £6.95
- GM182 Fruit Trees (3) £6.95
- GM183 Apple Trees (3) £6.95
- GM184 Birch Trees (3) £6.95
- GM185 Weeping Willow Trees (3) £6.95
- GM186 Poplar Trees (3) £6.95
- GM187 Pine Trees (3) £8.50
- GM188 Beech Trees (2) £7.50

OO SCALE FENCING

- GM145 Country Fencing 290mm Length £6.95
- GM371 Garden Fencing 290mm Length £6.95

OO SCALE LASER CUT KITS

- GM451 Wooden Fencing 300mm Length £5.00
- GM452 Lattice Fencing 300mm Length £5.00

OO SCALE ROAD SYSTEM

- GM390 40mm Wide Tarmac Road (1m) £6.95
- GM391 40mm Wide Universal Curves (2) £6.95

DOH SCALE VEHICLE LIGHTING KITS

- GM385 Standard Vehicle Kit £12.95
- GM386 Emergency Vehicles Kit (Blues) £14.95
- GM387 Service Vehicles Kit (Orange) £14.95

N SCALE ROAD SYSTEM

- GM390 40mm Wide Tarmac Road (1m) £6.95
- GM391 40mm Wide Universal Curves (2) £6.95

STRUCTURES



TENS OF THOUSANDS OF ITEMS ARE IN STOCK NOW. E & OE.
WE CAN DELIVER POST FREE TO MOST UK ADDRESSES



STRUCTURES

OO SCALE LASER CUT KITS (C14)



GM453 Garden Shed Kit £6.00

OO SCALE "FORDHAMPTON" PLASTIC KITS

Fordhampton is a bustling market town on a busy mainline running through the rolling South Downs. With both local and express services steaming through, Fordhampton Station serves all kinds of trains from commuters travelling to and from London as well as excursions to the seaside at Brighton! Wherever you are going the station master will be happy to help you get to your destination.



GM401 Fordhampton Station £25.50



GM402 Fordhampton Signal Box £10.50



GM403 Fordhampton Footbridge £17.50



GM404 Fordhampton Level Crossing £11.50



GM405 Fordhampton 60s Estate House £15.95



GM406 Fordhampton Locomotive Shed £19.95



GM407 Fordhampton Carriage Platforms £9.95



GM408 Fordhampton Village Store or Pub £17.95

Look out for more additions to Fordhampton as and when planning permission is granted!



KESTREL DESIGNS

N GAUGE PLASTIC KITS

- GMKD01 House £4.25
- GMKD02 Shop £4.25
- GMKD03 Bungalow £3.50
- GMKD04 Church with Porch £5.75
- GMKD05 House/Shop Unit with Glazing £6.50
- GMKD06 Two Shop Unit with Glazing £6.50
- GMKD07 Four House Unit £6.50
- GMKD08 Country Station £8.50
- GMKD09 Station Buildings £8.50
- GMKD10 Island Platform with Flat Canopy £8.00
- GMKD11 Flat Canopy £7.25
- GMKD12 Small Signal Box £3.00
- GMKD13B Farm Rail Fencing Brown £3.00
- GMKD13W Farm Rail Fencing White £3.00
- GMKD14 Telegraph Poles £3.00
- GMKD15 Windows Doors & Guttering £4.25
- GMKD16 Platforms (2) £2.75
- GMKD17 Platform Ramps (2) £2.25
- GMKD18 Station Yard Huts £3.25
- GMKD19 Weighbridge & Office £4.25
- GMKD20 Coal Office £3.25
- GMKD21 Level Crossing/Keepers Cottage £3.25
- GMKD22 Four Greenhouses £3.00
- GMKD23 Two Domestic Garages £3.00
- GMKD24 Water Tower £3.75
- GMKD25 Corner Shop £4.50
- GMKD26 Corner Pub £4.50
- GMKD27 Three Storey Townhouse £5.75
- GMKD28 Three Storey Town Shop £5.75
- GMKD29 Modern Station £7.75
- GMKD30 Modern Station Waiting Room £5.50
- GMKD31 Station Masters House £6.25
- GMKD32 Pair Pre War Semi Det. Houses £7.00
- GMKD33 Boilerhouse & Chimney £6.25
- GMKD34 Stable Block £6.75
- GMKD35 Cow Shed £3.50
- GMKD36 Barn £5.75
- GMKD37 Farm House £7.25



GMKD38 Steel Footbridge £7.25

- GMKD39 Modern Industrial Unit £5.75
- GMKD40 Modern Fire Station £7.00
- GMKD41 Platforms Wide (2) £3.25
- GMKD42 Platform Ramps Wide (2) £2.75
- GMKD43 Goods Shed £7.50
- GMKD1000 Town Station £16.95
- GMKD1001 Old Factory with Chimney £19.95

N GAUGE LASER CUT KITS

The same as the ultra detailed OO equivalents (GM451/GM452/GM453) - pack sizes vary from the 4mm versions though

- GMKD51 Wooden Fencing £5.00
- GMKD52 Lattice Fencing £5.00
- GMKD53 Garden Sheds (2) £7.50

N GAUGE VALUE KIT SETS

- GMKD2001 Station Set £14.95
- GMKD2001 Town Set £12.95
- GMKD2002 Suburban Set £14.95
- GMKD2003 Farm Set £16.95



MODEL RAILWAY MAINTENANCE

- GM50 OO/HO Locomotive Wheel Cleaner £39.95
- GM47 N Gauge Wheel Cleaner £34.95
- GM51 Spare Pads for GM50 £17.95
- GM49 Spare Pads for GM47 £17.95
- GM59 N Scale Wheel Cleaner £15.95



SOLDERING IRONS & BITS

- GM600 15W 230V Soldering Iron £16.95
- GM601 25W 230V Soldering Iron £18.95
- GM602 40W 230V Soldering Iron £18.95
- GM603 15W No. 6 Tip £3.50
- GM604 15W No. 8 Tip £3.50
- GM605 25W No. 6 Tip £3.75
- GM606 25W No. 7 Tip £3.75
- GM607 25W No. 8 Tip £3.75
- GM608 40W No. 6 Tip £3.75
- GM609 40W No. 7 Tip £3.75
- GM610 40W No. 8 Tip £3.75

- GM611 Low Melt Solder 70 degrees (20g) £4.25
- GM612 Solder 180 degrees (20g) £3.95
- GM613 White Metal Flux £5.95
- GM614 Brass Flux £5.95
- GM615 Non Acid Safety Flux £6.25
- GM616 Solder Wire 145 Degrees £4.85

GENERAL MODELLING TOOLS

- GM08 Modeltrip (115mm) £6.95
- GM26 Track Rubber £3.15
- GM27 Jumbo Track Rubber £5.75
- GM600 A2 Cutting Mat £14.95
- GM601 A3 Cutting Mat £9.95
- GM602 A4 Cutting Mat £4.95
- GM603 A5 Cutting Mat £2.95
- GM604 Round Nose Pliers £6.75
- GM605 Flat Nose Pliers £6.75
- GM606 Side Cutters £6.75
- GM607 Half Round Pliers £6.75
- GM608 Bent Nose Pliers £6.75
- GM609 S/Steel Tweezers (4) £7.95
- GM610 Double Ended Pin Vice £5.75
- GM611 Sawset 1 w/ Scalpel Handle £9.75
- GM612 Trim-away Knife £3.50
- GM614 S/S Scalpel & Blades £4.95
- GM615 Plastic Scalpel & Blades £5.75
- GM616 Cutting Knife & 5 Blades £6.25
- GM617 Pick-Up Tool £3.00
- GM618 Magnifier Tweezers £3.00
- GM621 Locking forceps Curved £4.25
- GM624 Swivel Top Pin Vice £2.75
- GM625 Curved Tweezer R/Action £3.95
- GM626 Straight Tweezer R/Action £3.95
- GM627 Blunt End Tweezer R/Action £3.95
- GM629 Cutting Discs (10) £4.75
- GM630 Screw Top Mandrels (3) £4.25
- GM631 Slicing Discs (10) & Mandrel £6.75
- GM632 Budget Needle File Set £6.50
- GM633 Glass Fibre Pencil 4mm £4.75
- GM634 4mm G/Fibre Refills (10) £5.50
- GM635 2mm Glass Fibre Pencil £5.50
- GM636 2mm G/Fibre Refills (5) £5.50
- GM638 Cutting Broaches 0.6-2.0 £15.50
- GM640 Archimedian Drill Sock £5.95
- GM641 HSS Jobs Drills 0.5 (5) £3.95
- GM642 HSS Jobs Drills 0.8 (5) £3.95
- GM643 HSS Jobs Drills 1.0 (5) £3.95
- GM644 HSS Jobs Drills 1.2 (5) £3.95
- GM645 HSS Jobs Drills 1.5 (5) £3.95
- GM646 HSS Jobs Drills 1.8 (5) £3.95
- GM647 HSS Jobs Drills 2.0 (5) £3.95
- GM648 Microcarb Drills 0.3-1.6 £10.95
- GM649 Microcarb HSS Twist Drill Bits 81-90 £10.95
- GM650 HSS Jobs Drills 0.3 (5) £3.95
- GM651 HSS Jobs Drills 0.4 (5) £3.95
- GM652 HSS Jobs Drills 0.6 (5) £3.95
- GM653 HSS Jobs Drills 0.7 (5) £3.95
- GM654 HSS Jobs Drills 0.9 (5) £3.95
- GM655 Spare Blades for GM616 £2.50
- GM656 Spare Blades for GM616 £2.50
- GM657 Pick n Place Twin Pack £7.75
- GM664 Economy Sprue Plastic Cutter £4.50
- GM666 Clip On Magnifying Eye Glass £6.50
- GM669 Pin Pusher with Depth Stop £9.95
- GM670 Deluxe Paintbrush Set £9.95



RAZOR SAWS

- GM683 Soft Grip Knife Set with Blades £6.95
- GM684 Spare Blades for GM683 £1.50
- GM693 Value Model Railway Drill £9.95
- GM694 Mains Powered Value Drill £16.95
- GM695 Model Railway Screwdriver Set £2.25
- GM696 Masking Tape 6mm x 18m (2) £2.95
- GM697 Masking Tape 10mm x 18m (2) £2.95
- GM698 Masking Tape 18mm x 18m (1) £2.75

- GM672 Razor Saw Superfine £10.95
- GM673 3 in 1 Saw Set £13.95
- GM674 Razor Saw Fine £10.95
- GM675 Razor Saw Medium £14.95
- GM676 Aluminum Mitre Box £10.95
- GM677 Fine Woodcraft Saw £14.95
- GM678 Flush Cutting Saw £11.95
- GM679 Universal Razor Saw £14.95

- GM680 15W 230V Soldering Iron £16.95
- GM681 25W 230V Soldering Iron £18.95
- GM682 40W 230V Soldering Iron £18.95
- GM683 15W No. 6 Tip £3.50
- GM684 15W No. 8 Tip £3.50
- GM685 25W No. 6 Tip £3.75
- GM686 25W No. 7 Tip £3.75
- GM687 25W No. 8 Tip £3.75
- GM688 40W No. 6 Tip £3.75
- GM689 40W No. 7 Tip £3.75
- GM690 40W No. 8 Tip £3.75

- GM691 Low Melt Solder 70 degrees (20g) £4.25
- GM692 Solder 180 degrees (20g) £3.95
- GM693 White Metal Flux £5.95
- GM694 Brass Flux £5.95
- GM695 Non Acid Safety Flux £6.25
- GM696 Solder Wire 145 Degrees £4.85



SWITCHES

- GM501 Slide Switch DPDT £1.65
- GM502 Slide Switch DPDT (Cioff) £1.65
- GM503 Toggle Switch SPST £2.30
- GM504 Toggle Switch DPDT £2.60
- GM505 Mini-Toggle DPDT (Cioff) £3.10

GM506 Mini-Toggle DPDT £2.70

- GM507 Mini-Toggle SPST £2.40
- GM508 Mini-Toggle SPST £2.40
- GM509 Mini-Toggle SPST (Cioff) £2.40
- GM510 Mini-Toggle for Point Motors £2.65
- GM511 Mini-Toggle for G Point Motors £3.60
- GM512 Push to Break Black (5) £5.95
- GM513 Push to Make Black (5) £5.95
- GM514 Push to Make Blue (5) £2.75
- GM515 Push to Make Green (5) £2.75
- GM516 Push to Make Red (5) £2.75
- GM517 Push to Make White (5) £2.75
- GM518 Push to Make Yellow (5) £2.75
- GM519 Rotary Switch 1 Pole 12 Way £2.75
- GM520 Rotary Switch 2 Pole 8 Way £3.70
- GM521 Rotary Switch 3 Pole 4 Way £3.70
- GM522 Rotary Switch 4 Pole 3 Way £3.70
- BPGM501 Slide Switch DPDT (25) £12.95
- BPGM502 Slide Switch DPDT (Cioff) (25) £12.95
- BPGM503 Toggle Switch SPST (25) £34.95
- BPGM504 Toggle Switch DPDT (25) £42.95
- BPGM505 Mini-Toggle DPDT (Cioff) (25) £44.95
- BPGM506 Mini-Toggle DPDT (25) £42.95
- BPGM507 Mini-Toggle SPST (25) £34.95
- BPGM508 Mini-Toggle SPST (25) £34.95
- BPGM509 Mini-Toggle DPDT (Cioff) (25) £39.95
- BPGM510 Mini-Toggle for Point Motors (25) £44.95
- BPGM511 Push to Make Black (25) £9.95
- BPGM512 Push to Make Blue (25) £9.95
- BPGM513 Push to Make Green (25) £9.95
- BPGM514 Push to Make Red (25) £9.95
- BPGM515 Push to Make White (25) £9.95
- BPGM516 Push to Make Yellow (25) £9.95
- BPGM517 Push to Make White (25) £9.95
- BPGM518 Push to Make Yellow (25) £9.95

WIRE

- GM10 Wire Red/Black/Green (10m of each) £5.95
- GM11BK Wire Black 7 x 0.2mm (10m) £2.15
- GM11BL Wire Blue 7 x 0.2mm (10m) £2.15
- GM11BN Wire Brown 7 x 0.2mm (10m) £2.15
- GM11GN Wire Green 7 x 0.2mm (10m) £2.15
- GM11GR Wire Grey 7 x 0.2mm (10m) £2.15
- GM11OR Wire Orange 7 x 0.2mm (10m) £2.15
- GM11P Wire Pink 7 x 0.2mm (10m) £2.15
- GM11R Wire Purple 7 x 0.2mm (10m) £2.15
- GM11W Wire White 7 x 0.2mm (10m) £2.15
- BPGM11BK Black Wire 7 x 0.2mm (100m) £7.95
- BPGM11BL Blue Wire 7 x 0.2mm (100m) £7.95
- BPGM11BN Brown Wire 7 x 0.2mm (100m) £7.95
- BPGM11GN Green Wire 7 x 0.2mm (100m) £7.95
- BPGM11GR Grey Wire 7 x 0.2mm (100m) £7.95
- BPGM11OR Orange Wire 7 x 0.2mm (100m) £7.95
- BPGM11P Pink Wire 7 x 0.2mm (100m) £7.95
- BPGM11R Purple Wire 7 x 0.2mm (100m) £7.95
- BPGM11W White Wire 7 x 0.2mm (100m) £7.95

GENERAL ELECTRICAL ACCESSORIES

- GM12 Pair Connecting Leads (Pin/Bare Wire) £4.55
- GM14 Crimped Pin Terminals (6) £2.95
- GM15 Ring Terminals (6) £1.95
- GM16 Pair Connecting Leads (Pin/Pin) £4.95
- GM28 Crocodile Clips Red/Black Pair £1.65
- GM29 Knob for Rotary Switches & Pots £2.75
- GM40 1.5A Rectifier £4.95
- GM41 Thermal Cut-Out 1 Amp £3.95
- GM42 Thermal Cut-Out 2.5 Amp £3.95
- GM75 PS8 6-Way Din Plug/Socket £2.95
- GM77 12-Way Poly Terminal Block £1.95
- GM89 Pack of 5 Amp Fuses (5) £2.65

LIGHTING

- GM61 Micro LED White (4) £7.95
- GM62 Micro LED Red (4) £7.95
- GM63 Micro LED Blue (4) £7.95
- GM64 Micro LED Orange (4) £7.95
- GM69 Grain of Wheat Bulb 12v Yellow (5) £3.95
- GM70 Grain of Wheat Bulb 12v Red (5) £3.95
- GM71 Grain of Wheat Bulb 12v Clear (5) £3.95
- GM72 Grain of Wheat Bulb 12v Green (5) £3.95
- GM73 Grain of Wheat Bulb 12v Orange (5) £3.95
- BPGM69 GOW 12v Yellow (100) £49.95
- BPGM70 GOW Bulb 12v Red (100) £49.95
- BPGM71 GOW Bulb 12v Clear (100) £39.95
- BPGM72 GOW Bulb 12v Orange (100) £49.95
- BPGM73 GOW Bulb 12v Green (100) £49.95
- GM80 LED Green 3mm 12v (5) £2.25
- GM81 LED Red 3mm 12v (5) £2.25
- GM82 LED Yellow 3mm 12v (5) £2.25
- GM83 LED Green 5mm 12v (5) £1.95
- GM84 LED Red 5mm 12v (5) £1.95
- GM85 LED Yellow 5mm 12v (5) £1.95
- GM76 Resistor 1K Ohm for LEDs (10) £1.60

MAGNETS

- GM86 Small Magnets (10) £5.50
- GM87 Medium Magnets (10) £5.75
- GM88 Large Magnets (10) £6.00
- GM98 3v Bulbs (10) & Capacitors (5) £5.95
- GM99 Pack of Reeds & 5 Magnets £13.95

UNIVERSAL RELAY SWITCH

- GM500 Universal Relay Switch (Single) £5.25
- BPGM500 Universal Relay Switch (3) £13.95

GAUEMASTER Limited Edition News

N SCALE



DAGM220 C166 DB Schenker - £89.95

66 001 IN STOCK NOW



DAGM231 IC Executive Pristine £69.95

73 142 Broadlands



DAGM232 First GBRI - £69.95

73 141 Charlotte



DAGM233 South West Trains - £69.95

73 235



DAGM234 Southern Livery - £69.95


73 202



DAGM235 Pullman - £69.95

73 101 The Royal Alex

(DAGM230 is already sold out)



Pullman Class 73 101 - £129.95

DAGM100 The Royal Alex

DAGM101 Brighton Evening Argus

300pcs of each only



GM354 2015 NEW ITEMS BROCHURE

28 Pages. Free from your local dealer or direct from us.

RANGES STOCKED

- Airfix
- Antex
- Atlas
- Bachmann
- Berko
- Busch
- Capital Transport
- Carrera
- Cartrix
- Classix
- Dapol
- DCCconcepts
- Deluxe Materials
- DM Toys
- Dornaplas
- EFF
- Faller
- Fleischmann
- FlySlot
- Gaugemaster
- Graham Farish
- Harburn Hamlet
- Heljan
- HMRS Transfers
- Hobbytrain
- Hornby
- Humbrol
- Ian Allen
- Jagerndorfer
- Kadee
- Kato
- Kestrel Designs
- Kibri
- Knightwing
- LGB
- Lifeline
- Lightcraft
- Marklin
- Mehano
- Metcalfe
- Middleton Press
- MiniN
- Minitrains
- Modelcraft
- Model Scene
- MRC
- Ninco
- Noch
- NSR
- Oxford Diecast
- Oxford Rail
- Parkside Dundas
- Peco
- Piko
- Plastrac
- Pola
- Preiser
- Racer
- Railmatch
- Ratio
- Revell
- Roco
- Rokuhan
- Rotacraft
- Salexcraft
- Scenix
- Seep
- Seuthe
- Sideways
- Slaters
- Slot It
- Slotwings
- Sprycraft
- Springside
- SRC
- Superquick
- Tiny Signs
- Tracksetta
- Train Tech
- TrainSave
- Trumpeter
- Trix
- Viessmann
- Vollmer
- Vulcan Slot
- W & T
- Walthers
- Wiking
- Wills
- Xuron

Penhallick

Rebuilt and reformed

After its retirement from the exhibition circuit this North Cornwall set 'OO' layout has found a permanent home – and as **MEL REES** relates, development has continued to the present day.

PHOTOGRAPHY, TREVOR JONES.



PENHALLICK'S 29th and final exhibition was at the Spalding Show in November 2011. Three months later, in February 2012, the layout featured in *Hornby Magazine* (HM56). At the time we concluded with the optimism that the layout will continue to keep us busy as we develop it in its new permanent home. Three and a half years later, and we're almost finished.

It was never going to be easy obtaining or renting a building that would take Penhallick in its original form without modification, so the inevitable rebuilding commenced in Spring 2012. Now housed in a private building and measuring 32ft x 13ft at its widest point, Penhallick has been modified to form a U-shaped layout.

For those who remember Penhallick in

its first incarnation, it stretched 55ft 6in long and included a 4ft square baseboard devoted purely to the street scenes at the rear of Penhallick station. All rebuilding work has been undertaken by Jerry and Mel, co-owners of the layout and Mike Nash, a mutual friend who participated in Penhallick's progress from the mid 1990s. The width of the building afforded opportunities to expand the depth of the layout, and with it now being U-shaped, corner cameos – railway and non-railway – could be added as we proceeded.


THE NEW CONFIGURATION

On entering the room, Penhallick station and town scene are to your right, whilst the traverser is almost in front of you. Against the left-hand wall is the terminus of the brand new ex Great Western Railway (GWR)

STATISTICS

Owner:	Jerry Winterson and Mel Rees
Scale:	'OO'
Length:	32ft
Width:	13ft
Track:	SMP with Marcway and handbuilt points
Control:	Analogue
Period:	BR Western/Southern Regions, 1950s-1960s

line, which splits at Trecarne Junction (WR). One line from this junction tunnels its way onto the traverser – which in real life would be Bodmin Road, or Parkway if you prefer, and the other terminating at Trecarne General. We have changed the Western Region destination from »

 **Bulleid 'West Country' 34002**
Salisbury crosses the estuary bridge with a three coach Maunsell set.





Launceston to Bodmin Road so passengers can connect with the GWR main line between Paddington and Penzance or take the scenic route to Bodmin General via the short GWR branch.

Starting from the Penhallick end the first five baseboards, 20ft long in total, are as they were with regard to track from the days of exhibiting. However, the opportunity was taken to extend the depth of the boards at this point, where the layout used to narrow to 3ft. This took place 12ft from the start of the layout.

Whilst we have taken the scenery back to the wall by extending some of

the baseboards it was felt that a central viewing area from the rear still afforded a perspective that would otherwise be lost. This area is situated where the old control panel used to be. The result is that the layout still reduces from 4ft to 3ft at the station throat, remaining in its old form where the underbridge is, but then extending back out to 4ft behind the engine shed section. This extra space has enabled us to build a farm at the end of the coal yard and extend the River Hallick, giving greater depth to the cameo and allowing space for a head shunt to be built for the dairy.



MAJOR ALTERATIONS

The first track alterations were the addition of another running line from Penhallick engine shed turntable back into a new covered side extension, plus two more stop roads off the turntable. Ripping up scenery is never pleasurable. Mundane items such as bothies, lamp huts, staff, ladders and yard paraphernalia all sat waiting to be rehoused as Jerry and Mike set about clearing the path for the additional track. Reinstatement of the yard furniture and judicious weathering of the area have given it the appearance that it's been there for all time. Incidentally, the turntable, which is the original Wills kit, is now driven by mechanics supplied by Peter Sainsbury who sells this mechanism from his base in Australia. Turntable operation is now smoother than ever.

In its previous life once across the river the line split at Penhallick Junction, where the erstwhile Western Region line trundled »



Above: Maunsell 'U1' 2-6-0 31902 thumps towards Penhallick with the daily van train while at Trecarne Junction on the Western Region route a Class 117 is about to take the main line to Bodmin Road, clearing the single track route for a '45XX' 2-6-2T on a goods.



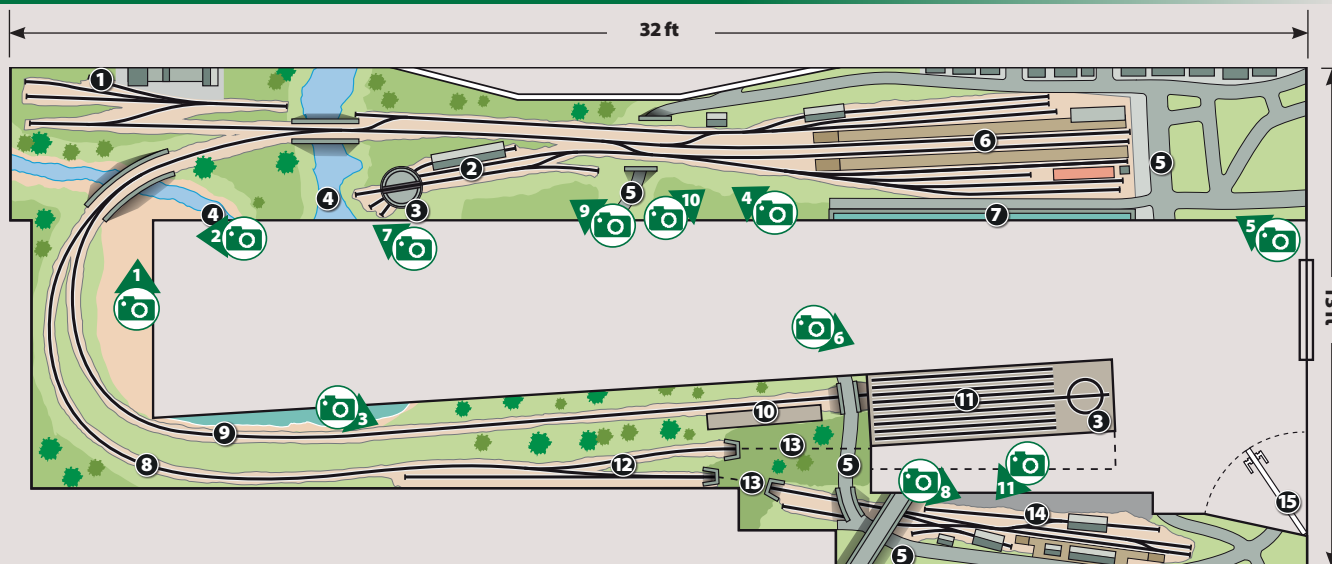
Left: A Maunsell 'N' 2-6-0 approaches Penhallick with an engineers' train as BR '4MT' 2-6-0 76009 departs with a passenger working.



Below: The chimney of a Drummond 'T9' 4-4-0 gives away the location of the station on the main street in Penhallick.



PENHALLICK TRACK DIAGRAM (Not to scale)



KEY

① Dairy	④ River	⑦ Harbour wall	⑩ Trecarne Halt	⑬ Tunnel
② Engine shed	⑤ Road	⑧ Western Region	⑪ Traverser	⑭ Trecarne General
③ Turntable	⑥ Penhallick	⑨ Southern Region	⑫ Trecarne Junction	⑮ Doorway

towards Launceston, although in reality it was three sidings sitting immediately behind the scenery and not 5ft from the junction. We made the decision to do away with the Western Region line at this point and use the existing trellis bridge as access to a milk depot instead. Jerry and Mike are insistent that shunting is performed by at least one of the three '0298' 2-4-0WTs so emblematic of the railways around Bodmin, although being unashamedly a Western Region man at heart, I look forward to the day when they are replaced by '1366' 0-6-0PTs from Heljan!

The dairy itself is a mixture of scratchbuilt, Metcalfe and items from the spares box coming together to create the premises occupied by the fictional United Counties Dairies. Jerry has designed an interesting siding complex with a headshunt running back behind the signalbox towards the bank of the River Hallick. The points used in this area are all controlled by Fulgurex motors. From the new junction on, however, all motors are supplied by Tortoise. The course of the old Southern main line followed what is now a tributary to the estuary, known as the Little Hallick River.

Whilst the dairy is tucked into the right-hand corner, the new Southern main line curves towards the back wall and on its way around the 'U', over a three span bridge which crosses the tributary and bounds the estuary by means of an embankment built upon completely new boards before rejoining the old Penhallick layout at the beach scene and a rock outcrop, affording a veritable haven for seabirds of all descriptions. We had a rough count of the bird population on Penhallick and it is now in excess of 200, ranging from gulls to herons, swans and magpies. Thanks in no small part are due to Langley Models and Dart Castings for their valuable

contribution as birds are not something that can easily be made out of card! Some were purchased ready painted, while others painted in batches, using Blu-Tack as a base on which to stand the sprigs.

At the end of the aforementioned bridge, the line divides and the new WR line makes its way towards Trecarne Junction by means of a second and newly built embankment to the rear of the Southern Region (SR) line. At this point on the old Penhallick, the depth was 18in. By adding the new boards alongside the wall we have managed to extend the depth to over 2ft to provide the Western Region line's progress. With regard to the SR, nothing has changed and the line wends its way through the cutting and into Trecarne Halt before leaving via an underbridge and onto the traverser.

A PERMANENT HOME

On the basis that this new layout is permanent, the decision was taken to add depth by pulling the SR line away from the wall. The reason for this is twofold. Firstly, it enables the traverser to work and secondly, it gives us the opportunity for the Western Region line to split at the newly modelled Trecarne Junction. A long siding faces away from Trecarne General station in front of the signalbox, which controls the area. Whilst the right-hand line runs into Trecarne General, the left-hand line runs southwards to Bodmin Road.

The road which crossed the bridge at Trecarne Halt used to disappear into the backdrop. When planning the environs of Trecarne General it was decided to extend the road over both tunnels and then turn »



The storage yard was reused from the original layout and features nine tracks on a traverser board with storage for locomotives at the scenic end. Access is possible from the Western and Southern Region routes.



A BR '4MT' 2-6-4T crosses Little Hallick River with the new dairy in the background and the Boat Club house in the foreground.



A Class 121
departs
Trecarne General and
passes a '45XX' 2-6-2T
raising steam in the
single road shed.

sharp right down under another road bridge and into Station Road. A private road extends to the right down towards the siding used by Thos. Oke, a merchant not unknown on the North Cornwall Line. The three arch bridge which crosses both lines and Station Road, was purchased from a well-known model shop's bargain box many years ago for the princely sum of £5, on the basis that it would come in useful in the future. Twenty five years later, it did!

On the approach to Trecarne General Station a single slip has helped with our limited space tremendously. This slip came from the Railway Enthusiasts' Club's layout Hawleydale, which those old enough to remember was exhibited during the 1970s and 1980s. Various items from Hawleydale live on at Penhallick. The goods shed, water



tower and remodelled station building, plus buffer stops and various scenic accessories have all found new homes on the layout, although mostly at the Penhallick station end. Even the home starter signal at Trecarne General has been adapted from one which controlled a part of Hawleydale. It has, however, been modified with working lights and is controlled by a lever panel installed by Jerry to control all track and signalling operations at Trecarne General. The other GWR signals have been provided from the new Dapol range. The mechanism for controlling the signals at this end of the line has been supplied by GF Controls of Wigan and the lever panel supplied by DCCconcepts through their Cobalt range.

With the limited space available, bearing in mind the need for the traverser »



A Maunsell 'N' 2-6-0 leads its engineers' train into the goods line on the approach to Penhallick. The engine shed has been extended with extra roads and a new metal roof building adjacent to the original stone structure.

TH CORNWALL LINE



Penhallick was once a 55ft 6in long exhibition layout, but it has now been rebuilt in a dedicated 32ft x 13ft space as a 'U' shape model. The original terminus is on the right with the storage yard centre and new Western Region terminus on the left.

to function properly, the backdrop to Trecarne General is Station Road, where a mixture of Metcalfe, Skaledale, Superquick and handmade buildings have been either modified, weathered or both to form a scene in their own right.

The station buildings and goods shed were supplied some years ago by Kevin Hardman of Accrington, who made some superb plaster cast buildings, painted, weathered and ready for action. Many of his works grace the Penhallick end of the layout and one of his cottages is situated behind the embankment as the Western Region line runs around the rear of the estuary.

On the old Penhallick, at the rear of Trecarne (SR) there were two hidden sidings under the scenery. These were retained when building the new section and now

house the engineer's train and the five coach rake of Mk 1s which forms the excursion train. This gives us the opportunity to use non North Cornwall Line locomotives on specials. Jerry is working on a revised timetable for Penhallick and this will include the odd special which will be hauled by ex GWR, 'Granges', 'Manors' and 'Dukedogs' and hopefully SR Adams 'Radial tanks', supplied either by Hornby or Oxford – or maybe both! It does offer the opportunity for other non-resident stock to be used on the line from time to time.

THE ROLLING STOCK

The stock used on Penhallick is dominated by a mix of Bulleid 'Light Pacifics' and 'T9' 4-4-0s, as it has from the day we started exhibiting in September 2002. The original

4-6-2s were built by Crownline, the chassis being supplied by Kemilway and the body by Hornby with Albert Goodall brass overlays. These have been augmented by a further two from the Crownline/Hornby stable and there will be one additional Hornby model to grace the tracks once it is repainted, weathered and renamed.

The 'T9s' are a combination of kits built by Crownline or Hornby models. The other locomotives used on a regular basis are Southern Railway 2-6-0s from Crownline and Bachmann, plus ex GWR 2-6-2Ts and 0-6-0PTs, along with BR Standard '4MT' 2-6-4Ts and '2MT' 2-6-2Ts, with ex London Midland & Scottish Railway 2-6-2Ts making up the remaining motive power. The Heljan AC Cars railbus has been a very worthwhile addition to the stock, as is the Dapol Class



22. Both of these ran in the area during the early 1960s. We also have Lima two car Diesel Multiple Units suitably weathered, renumbered and fitted with flush glazing. There is also a Hornby single car diesel train.

Coaching stock is kit built from BSL, Ian Kirk and ready-to-run from Hornby and Bachmann. Wagon stock again originates from many kit providers, plus Airfix, Mainline, Bachmann and Hornby. Couplings are hook and bar with magnets placed at strategic points throughout the layout. We used to have AMR handheld controllers but over the years these have been replaced by those available at the time by Kent Panel Controls.

Since the photographs were taken totems, targets, running in boards and signalbox nameboards have been received from



BR '3MT' 2-6-2T 82019 enters Penhallick with a rake of Bulleid stock while a Drummond 'M7' 0-4-4T waits to draw forward from the carriage siding.



At Trecarne General, the new Western Region terminus, a Class 121 DMU is arriving on the main line while a '45XX' 2-6-2T shunts Thos Oke's siding.

Station Signs. The clarity is excellent, the only problem being that they have a very glossy finish. These have been cut to shape and now adorn Trecarne General and the renamed Trecarne Halt. Both signalboxes have also been given their appropriate names. The goods yards are about to receive their long awaited loading gauges which leaves us with the major job of point rodding throughout the system. There is a short section where we added this many years ago and I have to say it certainly improves the realism in the area concerned. I have no doubt it will be tedious and fairly painstaking, but extremely worthwhile once finished.

BRIGHT FUTURE

We were always concerned as to where we would be going with Penhallick once the very enjoyable years of exhibiting the layout came to an end. It has been a real pleasure for the three of us to be able to continue the development of Penhallick and create a more meaningful extension to the ex GWR line and build a further terminus. So, with that in mind, we look forward to many more years of now enjoying the layout and operating to a timetable.

Jerry, Mike and I have been very gratified by the number of people who have been in touch, either by e-mail or by phone, enquiring as to the progress of the layout. For those of you interested in seeing further details and photographs of the layout, please go to www.penhallick.co.uk where updates on its progress are made on a fairly regular basis, thanks to our erstwhile operator, Peter Richards, who moved from Cornwall to New Zealand, but is still actively hosting our website. 

Card modelling: A hobby in itself from Metcalfe...

If you have never tried card modelling, you will be surprised at how technical it is. Metcalfe prides itself on creating models which are a pleasurable challenge to build. Each kit, once complete, is sturdy and realistic. With detailed step-by-step instructions, you'll find it easy to

construct each kit with precision. Once you start, you are sure to become hooked.

Shown below is the inside of the PO238 Wayside Station kit with the many layers and inner components that make our kit one of the sturdiest on the market.

See the full range from
METCALFE
READY CUT CARD KITS
at
www.metcalfe-models.com

RAILWAY

00/HO Wayside Station

Code PO238 - £16.99

Contains laser cut detailing



RAILWAY

00/HO Country Station

Code PO237 - £13.75

Detailed brick kit includes platform shelter for opposite platform (not shown)



RAILWAY

00/HO Goods Shed

Code PO232 - £13.99

Detailed brick kit includes small weighbridge office



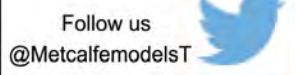
RAILWAY

00/HO Tapered Retaining Wall (stone)

Code PO249 - £12.99

00/HO Railway Bridge (stone)

Code PO247 - £13.99



RAILWAY

00/HO GWR Signal Box

Code PO330 - £14.99

An intricate GWR signal box, which can be built as red brick or stone.



Also available in Red Brick
Bridge: PO246 £13.99
Tapered Wall: PO248 £12.99

Mail Orders:
Metcalfe Models & Toys
 Bell Busk, Skipton.
 BD23 4DU
 T: 01729 830072
Postage (UK ONLY)
 Up to £19.99 - £2.50
 Therafter £4.50
 Phone or write for free brochure

METCALFE

READY CUT CARD KITS

New from Metcalfe in N Scale...

TOOLS

Metcalfe Ultra-fine Glue Applicators

Code MT907 - £3.50
 Pack of three bottles. For precise and controlled flow of liquid glue.



INDUSTRIAL

N Warehouse

Code PN182 - £10.99
 Designed to stand alongside PN183 Small Factory (as below) and the soon to be released Boiler House and Factory Entrance.



Can be built as half-relief or stand alone (as shown)



INDUSTRIAL

N Small Factory

Code PN183 - £10.99
 Two buildings both with loading bays - ideal for running next to a siding. Designed to stand alongside the NEW PN182 Warehouse Kit.



Soon to be released: PN184 Boiler House & Factory Entrance

RAILWAY

N Retaining Wall

Stone Code PN144 - £8.99
 Red Brick Code PN145 - £8.99



TOWN & COUNTRY

N Scale Low Relief Terraced House Fronts and Backs

Designed for use as backdrop where space is limited or fronts and back can be matched to make stand-alone buildings

Brick Fronts PN174 - £7.25

Brick Backs PN176 - £7.99

Stone Fronts PN175 - £7.25

Stone Backs PN177 - £7.99



MIDI KIT

N Wooden Pavillion

Code PN821 £5.50
 No village green should be without one!



See the full range from

METCALFE at
 READY CUT CARD KITS

www.metcalfemodels.com

The last 'Atlantic'

The Great Northern 'Atlantics' belonged to a different era, but one of the Ivatt 4-4-2s held on into the 1950s. **TIM SHACKLETON** paints a portrait of a dignified old locomotive in its final days.

Photographs of this engine in its final days show it to have been in good overall condition, clearly not in the first flush of youth but exuding an air of dignity and purpose. It had not long been repainted into BR black, of course, but there are other pictures dating from 1948-1949 that show it looking pretty filthy. My impression is that, realising its historic importance, Grantham shed took great care of this grand old lady.



A LASTING MEMORY I have of steam days is seeing elderly engines put out to grass, either eking out their last months of service on menial duties or already stored in anticipation of their inevitable withdrawal. Black paintwork had long since dissolved into an infinite variety of grey tones flecked with the purple tinge of old rust, the numbers bleached almost white, buffer beams faded to pink. There was a splendid melancholy to it all and, as an incurable romantic, it fitted in well with my passion for Gothic ruins, overgrown churchyards and wild, abandoned landscapes.


This month's weathering project is all about faded grandeur. Its subject is the recent Bachmann/Locomotion Models Ivatt 'Atlantic' – not the smart lined-green version but an engine in the plain, funereal black of its final days. The model represents the last survivor of the 17 locomotives that came into British Railways stock, 62822 of Grantham, which was one of only two to receive a BR number.

It was kept busy in its twilight years. In 1949 a regular turn involved an early-morning Grantham–Nottingham passenger, returning with a pick-up goods from Colwick, followed by an afternoon run to Boston with a stopping train

WHAT WE USED		
PRODUCT	MANUFACTURER	CAT NO.
Light Dust Filter	Com-Art	100
Worn Black	Lifecolor	UA734
Burned Black	Lifecolor	UA736
Tyre Black	Lifecolor	UA733
Civil Engines weathering set	MIG Ammo	7146
Rust primer	MIG Ammo	2006
Heavy chipping effects	MIG Ammo	2011
Russian Earth	MIG Ammo	3014
Gun Metal pigment	MIG Ammo	3009
Dark Mud	MIG Productions	P033
Old Grease	Wilder	GP11

and finally a late-evening Boston–Colwick goods before a light-engine move back to Grantham and shed. At least once in its final summer this elderly express locomotive made a valiant effort with a King's Cross–Leeds express, deputising for a failed 'V2', but by then its duties were by and large limited to an evening Grantham–Boston passenger, returning with a parcels.

This is the condition in which I wanted to present this fine locomotive – not as some worn-out old crock but as a 45-year-old working locomotive, game to the last. In

the event Grantham shed put considerable effort into preparing 62822 for its final runs. The 'Atlantic' worked up to King's Cross a few times in anticipation of its swansong, the 11.00 'Ivatt Atlantic Special' from King's Cross to Doncaster on Sunday November 26 1950. Despite thick fog all the way to Huntingdon and a 330ton trailing load, one of the last 'Atlantics' in active service anywhere in the country arrived barely 30 seconds late, a credit not just to its designer but to everyone associated with these celebrated engines. 





1 Bachmann's collaboration with Locomotion Models has produced some splendid models and the 'C1' is no exception. There is a weathered version of 62822, but my preference was to start with one in pristine condition.

TIP

Weathering with washes is all about what you take off, not what you put on. The process of removing enamel washes with a brush moistened with thinners encourages paint into corners and around fittings, just as dirt would on real locomotives.



2 Created with road vehicles in mind, this excellent set of specialist products is ideally suited to the railway modeller looking to take weathering beyond the 'slosh and hope' stage. It contains five incredibly useful shades, all of which I used on the 'Atlantic'. At £18.99 the set might seem expensive but, with the tiny quantities we use in weathering, it will last almost indefinitely.



3 The first step was to brush Engine Grime from the set on to the upper works of the locomotive and tender. I used a well worn half inch flat brush for this task. Since we get most of the weathering effect by taking the paint off, it makes sense not to put much on to begin with.

4 You'll never get all the paint off, which is precisely the point – it accumulates like ingrained dirt in out-of-the-way places. I use white spirit to take it off, dabbing the residue on to a piece of kitchen roll. Be careful of using too much white spirit. With some makes of paint, it can cause an unwelcome white bloom to form.



5 This view shows the kind of quantities to use – enough to make a mark, but not so much that it creates a problem. I like using these MIG Ammo washes because they're exactly the right consistency both for airbrushing and hand painting.





6

Coaxing the paint off the model and working the residue into gentle streaks is marvellously relaxing. You become quite attached to particular patterns and dribbles as they form on the bodywork. A degree of carefully-induced randomness is pleasing to the eye and also 100% prototypical.



7

For the ultimate finesse in creating weathering patterns in washes and thin paint I use shaped brushes known as 'combs', very lightly dampened with thinners. I have no idea what they're intended for but you can create some wonderfully subtle patterns with them. Just a light flick is all you need.



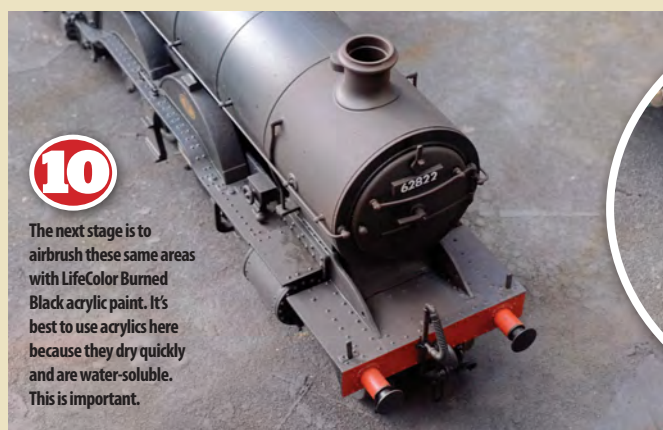
8

The outcome of all this brushwork is a boiler that now looks nothing like a plastic moulding. It takes a lot of time and patience to achieve these effects, but the key thing is lightness of touch. Nothing about weathering – at least not the way I do it – is in any way heavy handed. Delicacy and minimalism are all-important in suggesting the illusion of reality. Ironically I always use bigish paintbrushes to create these effects – smaller brushes leave obvious brushmarks.



9

This is where we go even further over towards the military modelling approach. I've pre-painted the smokebox, coal rails and tender rear platform with MIG Ammo Rust Primer and, once they're dry, given them two or three coats of Chipping Fluid. I used my Iwata HP-M1 single action airbrush for this preparatory work.



10

The next stage is to airbrush these same areas with LifeColor Burned Black acrylic paint. It's best to use acrylics here because they dry quickly and are water-soluble. This is important.



11

As soon as the top coat of Burned Black is touch dry I start stabbing at it with an old, stiff brush dipped in tap water. The abrasion breaks up the paint surface, exposing the rust-coloured primer underneath. The more water you use, the more paint will come off. With practice it's possible to achieve stunningly naturalistic rust patches by this means.



12

I've airbrushed various shades of black acrylic (from LifeColor's indispensable set of Black Rubber Shades) to soften the outlines of the hand-brushed weathering and enhance the dirt build-up in corners. As well as the inevitable Burned Black, I've used traces of Tyre Black and Worm Black. I work to quite a controlled palette and these are colours that I know from experience tone well with other products that I use.



13

In time the bright red of buffer beams often faded to pink. I've never seen this modelled, although it's a weathering detail I often add to models of elderly locomotives. To fade paint I use a light spray of a pale skintone colour, in this case ComArt's Light Dust filter. I have quite a collection of business cards acquired for use in masking!

14



Weathering products have to be called something, and I guess the name Russian Earth is as good as any. Like most of the proprietary concoctions I use it's a dark grey-brown but with a wonderfully subtle green tinge that really works well to suggest weather-worn painted metal – in this case, the running plate. As always, the tiniest dab is sufficient.



15

MIG Dark Mud is an indispensable weathering product. Here I've dabbed it on and around the tender frames to suggest the build-up of brake block dust. Note the use of a stiffish, filbert shaped brush for this – they work really well with powders and are available from any artist's supplier.



16

Another old favourite of mine is Old Grease from the Adam Wilder range. It suggests the compacted oil found on axleboxes better than anything else I could name.



17

Fresh oil is very different in appearance. Due to centrifugal force, lubricant from the valve gear rapidly spreads over a locomotive's wheels and gives them a shiny, almost metallic appearance. An airbrushed coat of Fresh Engine Oil from the MIG Ammo Civil Engines pack makes the 6ft 8in diameter wheels of the 'Atlantic' positively glisten.

USEFUL LINKS

MIG Ammo	www.migjimenez.com
MIG Productions	www.migproductions.com
Lifecolor, Com-Art and Wilder	www.airbrushes.com




18

At this stage, with the work almost done, I like to e-mail photographs of the model to my friends to see what further improvements they might suggest. This kind of constructive criticism is invaluable.



20



Something else I'd forgotten was oil around the mechanical lubricators. Once again, Fresh Engine Oil gave the right effect, subtly offsetting the rusting, faded paintwork of the 'Atlantic'.

19



One suggestion was to do more to bring out the greasy, well rubbed look on the handrails. This was easy enough using tiny dabs of Ammo Gun Metal pigment, applied and lightly polished with a No 8 filbert brush.

TIP

Very little of the work on this model is done with an airbrush, but this useful tool has been used to blend various layers of colour together. The airbrushes ability to create soft edges is ideal in this respect, but only minimal amounts of paint area needed.

21

Steam locomotives need coal – as was pointed out to me – and in the immediate post-war years it was pretty poor stuff. 62822 has been coaled well up to the loading gauge although how much heat there is in it is debatable.



Raising THE Stakes

High-quality resin-based models could revolutionise kit building and end our reliance on ready-to-run models – and they're no more difficult to build than an Airfix Spitfire. **TIM SHACKLETON** lifts the lid on the latest developments in a technology that's opening up exciting new horizons.

EVEN if you have no immediate intention of building a Plasser & Theurer 12.5ton crane kit - or any kind of kit for that matter, you might want to glance through this article.

As it happens, the subject is a new resin kit for a twin-jib hydraulic crane, but it could within reason be almost any kit of almost any kind of vehicle, constructed from almost any material. You can learn a lot from building quality products like this. They show how things should be done, how parts should go together (firmly, squarely and without obvious gaps), how to take your time, how to enjoy each stage of the journey as much as the finished item. So this piece is less to do with how I built this specific model than with giving pointers about how I – and by inference anyone else – could go about building kits generally. It's something we can all do if we put our minds to it – especially when the base model is as good as this. As long as you choose the right kit it's not complicated, it doesn't involve lots of specialised tools and

it doesn't call for exceptional levels of skill.


So why are some kits good and others not so good? To me, it's all about the quality of design. A good kit designer anticipates potential assembly problems and eliminates them at the drawing-board stage – a less accomplished one leaves them in for you to discover at your own expense.

Of course, creating your own models from kits has many benefits – it makes them much more personal, for a start, while helping you develop skills that will be useful in many other aspects of modelling. Over time it becomes a source of deep, long-lasting satisfaction – which is why I've been doing it for more than half a century. Buying things off the shelf is enjoyable too, but the pleasure is nothing like as permanent or as profound – how could it be?

Among the established names in 4mm scale rolling stock kits, Mark Sapsford of Make Your Mark Models is very much a new face. But he brings with him extensive professional experience of modelmaking and prototyping, especially for the die-cast market. His years of involvement

at the sharp end are echoed in the work he produces and the highly organised way his Colchester workshop is set up. This twin-jib crane – the follow-up to a very successful multimedia kit for the Plasser 12ton single-jib design – brings to railway modelling the kind of quality hitherto available only to military and aviation model makers. It's sophisticated and full of refinements, and yet it's no more challenging to assemble than a typical 1:72 scale Airfix Spitfire plastic kit.

Below: The 12.5ton Plasser & Theurer TJC60 has been around for more than 30 years and is a familiar sight at track renewals and other infrastructure projects. They are locomotive hauled to and from site but can move slowly under their own power at 5mph as the work progresses. When building the kit I found some great detail shots on Martyn Read's website ukrailwaypics.smugmug.com/UKRailRollingstock/Y-Tops-codes/YJB-PlasserCowans-twin-jib/



STEP BY STEP BUILDING A RESIN 12.5TON TWIN JIB CRANE

Intermediate
Beginner **SKILL LEVEL** Advanced



1

What you see is what you get – 101 exquisitely-moulded resin components, some of them very small and intricately detailed. The first thing is to check that everything's there although, in 60 years of intensive kit building, I can't ever remember finding parts missing. I keep all the components in their bags until needed – the tiny bits have a way of making a dash for freedom.

2

I use lots of different adhesives in modelmaking and for this kind of work I prefer a gel-type cyanoacrylate (superglue). Ordinary superglue is too runny and has a tendency to go where you don't want it to. Loctite Powerflex is the brand I usually go for and it's available in every high street.



TOOLS


- » Tweezers
- » Pliers
- » Pin chuck
- » Drill bits
- » Craft knife
- » Emery boards
- » Cutting mat



3


You don't need a sophisticated toolkit for this

kind of work. Tweezers, pliers, a pin chuck and drill bits, a craft knife and some emery boards (for filing) should cover most eventualities. The most important item is the block of wood that I use as an assembly aid and to check things are square. I have a proper cutting mat but it's usually so covered with work-in-progress that I can't get near it. Instead, I build many of my models on a small offcut of hardboard.





4 This is what kit instructions should be like – clear, concise, logical and well illustrated. Far too many kits rely on smudgy, single-spaced text with incomprehensible diagrams. The challenge is to produce something that makes perfect sense to modellers unfamiliar with the kit, or even with kit building generally. To do this, you need to put yourself in the mind of the builder.



5 The basic chassis components from the kit, laid out ready for assembly. Everything is explained in the instructions and there is no need to deviate. Take care, though, to ensure everything is square and true and correctly aligned. If you're careless and things start to wander – especially at the start of the build – it will become progressively more difficult to assemble the kit as intended.



6 Be very sparing with the amount of adhesive you use when assembling components – a couple of spots are more than enough. With a good-quality kit there should be no need to modify any of the components in any way, other than minimal filing to ensure a good fit.



7 To improve stability I added lead shot to the inside of the battery/tool box. The type I use is called 'Liquid Lead' and it's available from good model shops. Tap to level it and then glue the cover in place.




8 Resin has one principal shortcoming – it doesn't bend. If you try and tweak it, it will snap. Trying to make a last minute adjustment while the glue was setting, I managed to crack one of the deck plates. A touch of cyano, a bit of finger pressure and a wipe with an emery board soon put matters to rights but these things are best avoided.



9 I was pleasantly surprised by how comfortably even small components such as these hydraulic cylinders slotted into place. If you have to cajole the parts into place, it suggests something has gone wrong earlier in the assembly process. Look out for moulding flash not cleaned off properly, stray blobs of glue - anything that will interfere with achieving the perfect fit. It could, of course, be the components themselves that are at fault – but with good kits that's unlikely.



10 This stage is concluded by opening out the dimpled drill starts where the handrails will eventually locate. I rarely use power drills for this kind of work, especially in a soft material such as resin. A simple handheld pin chuck gives you much greater control and if you feel the drill starting to snag, you can stop dead and clean the swarf off the tip. This minimises breakages.



11 A blip in the casting process has left a slight ridge at one end of the slot on the left, so the tab on the right won't properly align. It's the work of seconds to clean this up with a craft knife so the parts fit flush. If components don't go together as they should, look out for minor imperfections like this – never try and force parts home.

KIT-BUILDING

...the learning curve


RELUCTANCE to consider kit-building stems, as often as not, from negative experiences in the past – there are some great kits out there but there are also some extremely dodgy ones. Badly engineered kits land problem after problem in your lap and until you've learned the ropes you can't always know what you're letting yourself in for.

Sophisticated kits with a lot of parts aren't necessarily difficult to assemble, but I've found so-called 'simple' kits with only a few main components can be virtually unbuildable because they're so badly designed and manufactured.

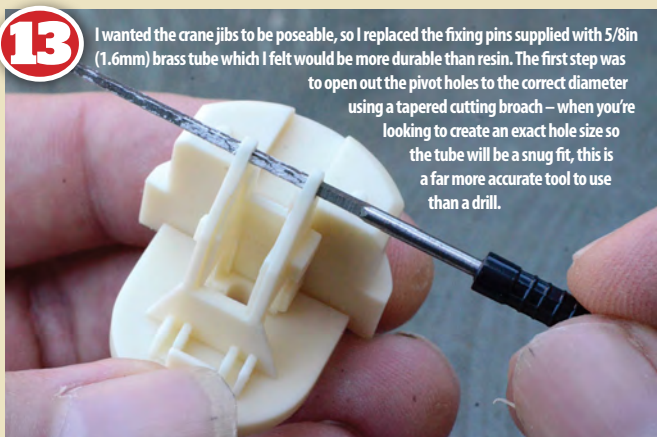
With their wealth of separately applied detail parts, many of today's high-quality off the shelf wagons are basically factory-assembled plastic kits with a few photo-etched

details. I can't imagine many people wanting to pull them apart to see just how they go together but at the same time I can think of no more effective way of developing your modelling skills than to take the plunge and assemble a couple of really good plastic wagon kits just to see what can be done.

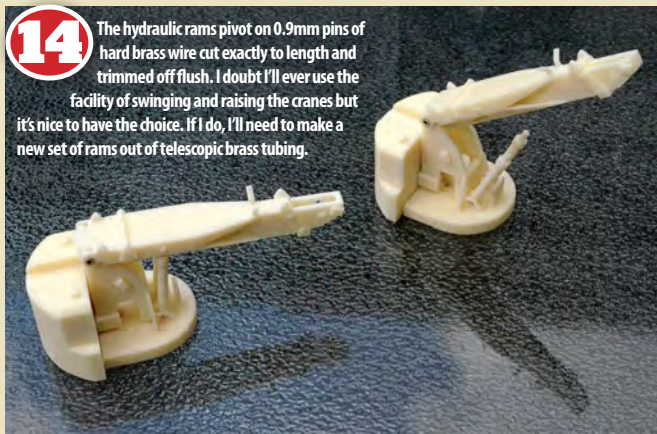
I suggest you go with the major brands. Parkside Dundas are pretty good, and the old Airfix 'two-bob' wagon kits – now manufactured by Dapol – aren't to be sniffed at either. What sets them apart is the quality of the engineering – they go together well because someone has gone to the trouble of ensuring they will, rather than living in hope. If you've got to file off material to get parts to fit, if you're having to use more than the odd dab of filler, then something isn't right.




The subtlety of the resin mouldings enables fine detail to be incorporated, while complex sub-assemblies such as the jib bases can be built up from only a handful of components.



13 I wanted the crane jibs to be poseable, so I replaced the fixing pins supplied with 5/8in (1.6mm) brass tube which I felt would be more durable than resin. The first step was to open out the pivot holes to the correct diameter using a tapered cutting broach – when you're looking to create an exact hole size so the tube will be a snug fit, this is a far more accurate tool to use than a drill.




14 The hydraulic rams pivot on 0.9mm pins of hard brass wire cut exactly to length and trimmed off flush. I doubt I'll ever use the facility of swinging and raising the cranes but it's nice to have the choice. If I do, I'll need to make a new set of rams out of telescopic brass tubing.



15 Resin kits don't normally have locating pins so many of the components have to be butt jointed into position. But which way round should these hydraulic pipe connectors go? The instructions aren't clear, so this is where good prototype photographs are invaluable.



16 Some people are put off building their own rolling stock because far too many kits seem to be designed with little thought for how they're actually meant to be assembled. The Plasser crane consists of a series of sub-assemblies that only go together towards the end of the construction process. This makes handling and painting the model a lot easier.



17 The bogies are one of the trickier parts because if you get the bearings out of true, the vehicle won't run properly. Slot-and-tab construction of the three main components means you arrive automatically at the correct alignment. I cut off the extension pieces which are designed to accommodate tension-lock couplings.

STEP BY STEP BUILDING A RESIN 12.5TON TWIN JIB CRANE



With the major sub-assemblies complete it's time for a coat of acrylic primer – I use Halford's aerosols. Just a thin covering is all that's needed to provide a key for the top coat. If you spray it on thickly, you may clog the fine detail.



Still treating the model as a series of sub-assemblies, I've airbrushed Railmatch Warning Yellow on to the relevant areas. Two or three thin coats are preferable to one thick one.



I've followed up with an application of Revell Gloss Black, masking the areas I want to remain yellow. Some overspray has landed on the exhaust stack but as this will be hand painted so it looks heavily corroded, it hardly matters.



At this stage the sub-assemblies can be loose-fitted together to gain an idea of how the finished model will look. From this stage on it's largely a matter of adding detail. A support plate is provided to stop the model rolling away – another indication of the degree of thoughtfulness that's gone into the design!



If I could single out one outstanding feature of an outstanding kit, it's the glazing – there are 12 windows in the crane's cab, of five different sizes. You're supplied with moulded templates for each one so all you have to do is cut them roughly to size from the clear acrylic sheet provided and then file them to an exact fit using the templates as a guide. I wish all kits showed such thoughtfulness.



USEFUL LINKS

Make Your Mark Models	www.makeyourmarkmodels.com
Traintec transfers	www.traintec.com
MIG Productions	www.migproductions.com

WHAT WE USED


PRODUCT	MANUFACTURER	CAT NO.
Plasser & Theurer Twin Jib Crane Kit	Make Your Mark Models	n/a
White primer	Halfords	473124
Warning panels yellow	Railmatch	202
Gloss black	Revell	7
Oil and Grease Stain Mixture	MIG Productions	P410



23 Before adding transfers and the final details, I got the weathering underway with an initial wash of MIG Oil and Grease Stain Mixture. This is brushed on and then off again with white spirit, allowing it to settle in nooks and crannies to represent subtly random patches of ingrained dirt. White spirit can attack the inks used in some makes of transfers, so I did the weathering first.



24 The cranes have been rigged with sewing cotton and only the handrails, steps and a few small details are still to be applied. The transfers come from Traintec which has one of the widest ranges of high quality graphics for diesel era modellers in my view.



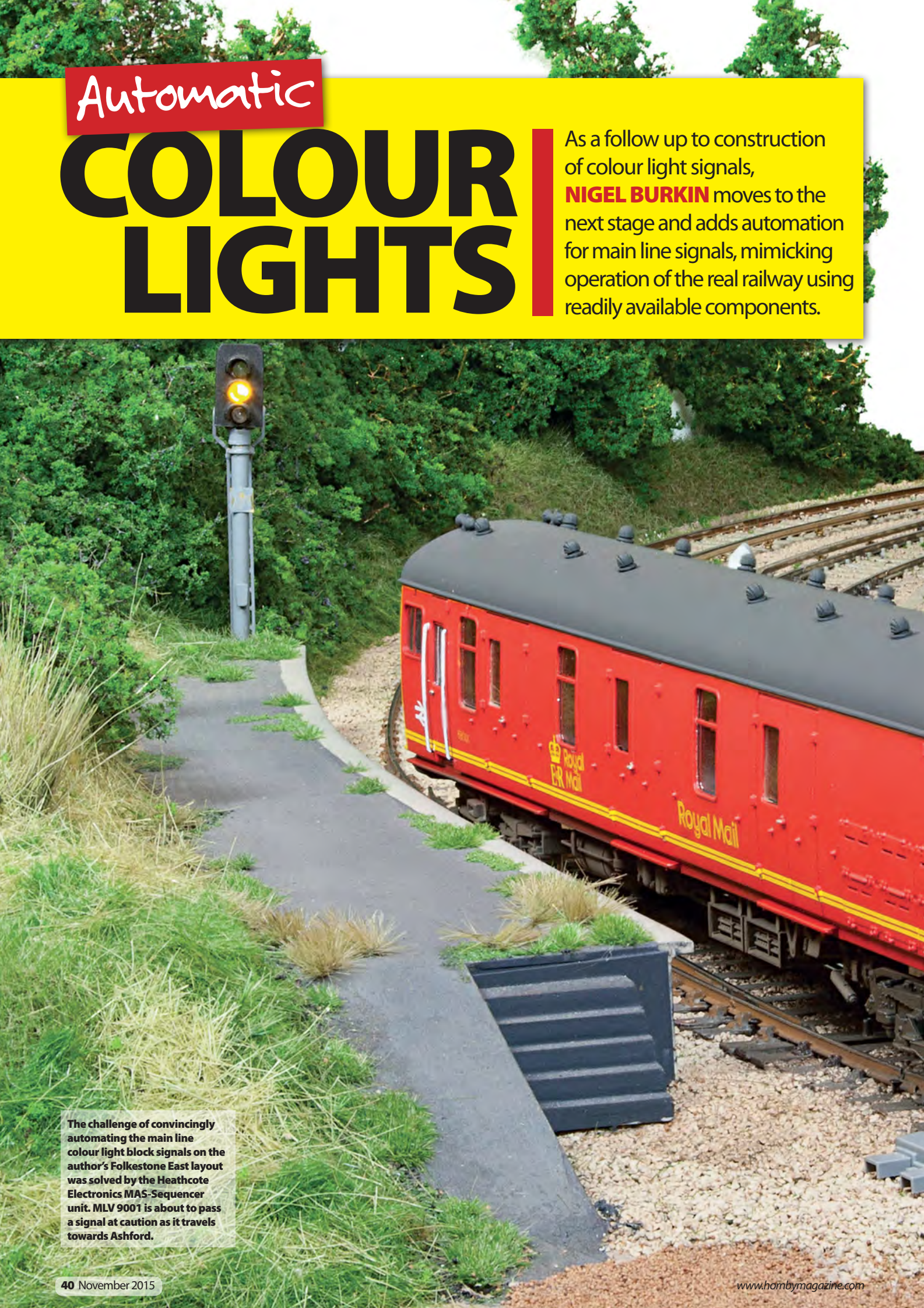
25 The final details – and especially the various sets of handrails – really pull the kit together. Finding the best way of handling small, delicate components is all part of the learning curve. Good-quality tools – the tweezers I'm using here are from the Adam Wilder range – make life a lot easier.



26 Few modelling experiences are more confidence-sapping than spending time and money on building a kit only to find it doesn't go together at all well and, even when finished, simply doesn't look right. It's tempting to blame yourself, but in a lot of cases it's the kit itself that's at fault. The Make Your Mark twin-jib crane is one of the very best I have ever built.

Automatic COLOUR LIGHTS

As a follow up to construction of colour light signals, **NIGEL BURKIN** moves to the next stage and adds automation for main line signals, mimicking operation of the real railway using readily available components.

A detailed model of a red Royal Mail train, specifically a Class 90 locomotive, is shown on a curved track. The train has yellow and red livery with 'Royal Mail' written on its side. To the left of the track, a grey signal post stands with a single yellow light illuminated. The surrounding landscape is meticulously landscaped with green grass, shrubs, and a grey concrete path. The background features a dense line of green trees.

The challenge of convincingly automating the main line colour light block signals on the author's Folkestone East layout was solved by the Heathcote Electronics MAS-Sequencer unit. MLV 9001 is about to pass a signal at caution as it travels towards Ashford.



TOOLS

And materials

(in addition to signals)

- » 8mm wood working drill
- » 2mm drill bit
- » Power drill
- » 7/0.2mm grade equipment wire in black, green, red and yellow
- » PVA adhesive
- » Small screws
- » Solder and soldering iron
- » Heatshrink insulation sleeve
- » Modelling knife
- » Electrical insulation tape

THE BASIC PRINCIPLES of automatic colour light block signals on lines with track circuit block working (TCB) are relatively straightforward. In the simplest terms, long sections of line are divided into blocks

separated by signals, usually colour light signals, and trains within the blocks are detected by track circuits which operate signals and provide a display showing signallers where trains are.

Colour light signals work automatically to keep trains apart unless there is a junction or other situation that requires protection and direct intervention by the signaller. Block signals return to danger automatically when trains pass them as they are detected by the track circuits. The exact point at which they return to danger is dependent on the location and situation of that particular signal. Most signals work automatically to keep trains apart on plain line unless overridden by the signaller for operational reasons.

A desire for better operations led me to look for a convincing method of operating block signals. Professionals will tell you that there is a great deal more to TCB working than I have mentioned but, on the whole, modellers probably do not need to know too much in order to create convincing colour light signalling on a main line.

A three aspect signal (such as the ones I plan to use) show a green aspect when the block ahead together with the one beyond that are clear. It will return to danger (red) when a train passes it to enter the next block – the track circuits will detect the position of the train. The signal will remain at danger whilst the block behind the signal is occupied. When the train enters the next block, the signal will change to a yellow aspect if it is an automatic or semi automatic signal to show that the next signal is at danger. Signals at junctions, stations and other similar locations will be under the direct control of the signal centre or signalbox and will not return to a clear aspect automatically.

To control a pair of main line signals, I initially rigged them up to simple switches on the control panel. A pair of single pole, double throw switches allowed the red-yellow-green sequence to be operated correctly. However, they are manual and the layout operators would have to consider how to return them to danger as a train passes together with remembering to reset them in time for the next train – not an ideal or realistic situation.

ENTER THE MAS-SEQUENCER

Some research turned up the Heathcote Electronics MAS-Sequencer as the perfect piece of equipment for simple simulation of TCB working because it automates colour light signal sequences using a timing mechanism using an infra red sensor. While its name might sound challenging, by following the instructions to connect it up correctly it is actually a simple piece of equipment to add to a layout.

The change from danger through to a clear aspect is timed to simulate a train clearing each block beyond the modelled signal. The system can be expanded with IRDASC-4 modules for every additional signal modelled on the layout to control them in the correct order as a train passes them on a given length of plain line.

The MAS-Sequencer operates independently of DCC or analogue track power. It uses an independent 12v DC or 16v AC power supply – one of the latter was already installed on the

testbed layout so that has been used. Infra red detection means that no adaptation has to be made to any models and the detectors are simple to fit to the existing track which can be any gauge from 'Z' to 'O'. As a train passes over the detector, all vehicles are detected and, in the case of the MAS Sequencer, the timing cycle for resetting the signal back to clear will not commence until the last vehicle has passed over the detector.

Heathcote Electronics offers a variety of MAS-Sequencers depending on signalling needs – here we are using the simple three and four aspect sequencer. Working in 4mm scale there is plenty of room between sleepers to accommodate the infra red detector with minimal visual impact.

I checked the signals I was planning to use before ordering a MAS-Sequencer – it is available in negative common and negative positive formats. The choice depends on how the LEDs in your signals are wired up and I tested my signals to see which type would be required. As it happens, both signals are Roger Murray Signals products, both were negative common wired. Roger Murray Signals have been further developed by Absolute Aspects, so the basic three colour signals seen in the photographs opposite may still be purchased.

INSTALLATION

The MAS-Sequencer is fitted under the layout in the position where train detection is required; ideally a few inches at least beyond the signal position itself. Once satisfied that there is room for the circuit board, a 2mm diameter pilot hole is drilled through the baseboard and track underlay, located between two sleepers.


From the underside, a blind hole of 8mm to accommodate the infra red detectors is drilled partway through the baseboard using the pilot hole as a guide. Returning to the top side of the baseboard, the 2mm hole is opened up into a slot 3mm to 4 mm wide and about 8mm

in length. The infra red detector assembly is carefully checked against the size of the slot as work proceeds. Do not make the slot any larger than necessary to keep the visual impact to a minimum. When the detector fits the slot, install the circuit board to the underside of the layout using small self tapping screws to secure it. Should its location be a little awkward to work in, consider adding relevant wiring to the terminals before screwing it to the baseboard.

All that remains is to connect the wires from the circuit board to the signal itself and connect the power supply. The MAS-Sequencer may then be tested using a wagon or coach to see that the detectors are functioning correctly. Some adjustment may be required to prevent reflection off the underside of a sleeper or stray piece of track underlay which may prevent the sequencer from operating correctly.

SETTING UP AND OPERATION


The colour light sequence from danger to clear is operated with a timer which controls the length of time between each change in aspect. The timer is activated as soon as a train passes over the detector. The length of time required for each aspect change depends on the typical speed of operation of the layout and how close together the signals would be placed. The timer can be adjusted using the small dial located on the circuit board. I set the timer in its middle position as a start and found it to be perfect to simulate the passage of each train past imagined signals in the off scene part of the layout. The timing cycle is interrupted and reset whenever a train is detected passing the signal, whether the aspect is green, yellow or in the case of a four aspect signal, double yellow.

With the signals automated, operations are a little more authentic and layout operators now have to observe them, making train driving much more fun and realistic too! 


The infra red detector is fitted to the track behind the signal and is located under the 4-CEP unit at this location. The signal will remain at danger until all vehicles of the train have passed over the detector. Once the train has passed, the timing cycle to reset the signal to yellow followed by green commences.




STEP BY STEP INSTALLING AUTOMATIC SIGNAL SEQUENCING




Automation of multi aspect colour light signals is possible with the Heathcote Electronics MAS-Sequencer. It works by infra red train detection which returns a colour light signal to danger as a train passes it to enter the next block. Features of the sequencer module include the timer adjustment dial (A), infra red detector (B), power supply contacts (C), indicator LED (D) and signal wire terminals (E).




Not only does the MAS-Sequencer provide automation of the signal but simplifies wiring too, the required resistors being built into the circuit board. A yellow (caution) aspect is shown which would be returned to danger when the infra red detectors are activated. The time before the signal resets can be adjusted to suit operating conditions.



A red aspect shows clearly on the signal following activation of the detector. An on-off switch can be fitted to override the sequencer to set it to danger manually as if it is a controlled signal.



Each terminal is labelled on the rear of the module. Connections, together with the terminal labels, are shown in this picture: Ov and + are power supply terminals, RR is one of the override switch terminals which is used with terminal Ov, COM is the negative common connection from the signal, R, Y and G are signal wire connections for a three aspect signal and DY is the additional yellow aspect connection for a four aspect signal.



The infra red detector assembly is fitted to a hole in the baseboard situated between two sleepers. A 2mm pilot hole is drilled through the baseboard first and then opened up into a slot 8mm wide and 4mm in diameter.




An 8mm diameter hole is part drilled through from the underside of the baseboard using the pilot hole as a guide. A piece of insulation tape can be used as a depth marker stopping the drill from passing all the way through the baseboard.




7

A test bench rig was assembled to test the MAS-Sequencer before a full installation. The signal is fitted forward of the detector.



8



Beginner **SKILL LEVEL** Intermediate Advanced

The signal will show a proceed aspect – either clear or caution (depending on how much time has passed since the last train) as a train approaches (A). The proceed aspect will continue to show as the train passes the signal into the short space between signal and detector (B). Once past the detector, the signal will return to danger (C) and the timer cycle commences.

9



As the train passes over the detector, the infra red beam emitted from one side is detected as it reflects from the underside of the lead locomotive or vehicle. The signal returns to danger. The installation is straightforward with the screw terminals provided on the sequencer - it doesn't require a soldering iron either.

VERRIDE SWITCH

A simple on-off switch can be connected between terminals 0V and RR and located remotely on a control panel. I added one override switch on the signal in the Down direction and two on the Up direction signal. In the case of the latter, one switch was fitted to the control panel whilst the other was a microswitch

fitted to the motor of a turnout located off scene which controlled the access to one of the fiddle yards. When the turnout is set for the fiddle yard, the signal is automatically set to danger by the microswitch to protect the conflicting move. I trust in my layout operators to observe the signals accordingly!


USEFUL LINKS

Heathcote Electronics	www.heathcote-electronics.co.uk
Rail Signs	www.railsigns.co.uk
Absolute Aspects	www.absoluteaspects.com



MODEL RAILWAYS DIRECT

www.modelrailwaysdirect.co.uk



OVER 30,000 ITEMS IN STOCK
www.modelrailwaysdirect.co.uk

N GAUGE



Graham Farish 379-015
Graham Farish 2015/16
Catalogue
£6.95

FREE UK DELIVERY

SUMMER SPECIAL OFFERS

All savings shown against RRP, all items subject to availability and may be limited in stock. Many more offers available online.



Dapol 2D-003-007
D1012 Western Firebrand
BR Maroon Small Yellow Panel
£79.99 £123.10

You Save 35%

SALE
DCC READY



Graham Farish 372-210
Class 3F
LMS
£57.99 £95.95

You Save 42%

SALE
DCC READY



Bachmann 36-2015
Bachmann 2015/16
Catalogue
£7.95

FREE UK DELIVERY



Bachmann 36-2015
Class 3F
BR
£66.30 £82.95

You Save 20%

SALE
DCC READY



Dapol 2D-003-003
D1056 Western Sultran
BR Maroon Full Yellow Panels
£79.99 £123.10

You Save 35%

SALE
DCC READY



Dapol 2D-012-004D
Class 22 D6313
BR Green Small Yellow Panel
£122.99 £159.89

You Save 23%

SALE
DCC READY



Dapol 2D-009-001
Class 121 W55027
BR Green with Whiskers
£99.99 £129.00

You Save 22%

SALE
DCC READY



Bachmann 31-030
Class 350/1 Desiro 4 Car EMU
350111 Apollo Silverlink U/B
£109.90 £189.95

You Save 42%

SALE
DCC READY



Bachmann 32-815
Class 47 47834 Fire Fly
BR Intercity Swallow
FURTHER REDUCED
NOW ONLY £79.95

SALE
DCC READY



Dapol 2D-003-004
D1058 Western Nobleman
BR Blue with Full Yellow Ends
£79.99 £123.10

You Save 35%

SALE
DCC READY



Graham Farish 371-433
Class 170/4 3 Car DMU
170434 First ScotRail
£89.90 £164.95

You Save 45%

SALE
DCC READY



Dapol 2D-010-01D
Class 121 W55027
BR Green with Whiskers
£119.99 £153.60

You Save 22%

SALE
DCC READY



Bachmann 31-031
Class 350/2 Desiro 4 Car EMU
350238 London Midland
£119.95 £189.95

You Save 36%

SALE
DCC READY



Bachmann 32-816
Class 47 47365 Diamond Jubilee
BR Railfreight Distribution
FURTHER REDUCED
NOW ONLY £79.95

SALE
DCC READY



Dapol 2D-003-005
D1058 Western Nobleman
BR Blue with Full Yellow Ends
£79.99 £123.10

You Save 35%

SALE
DCC READY



Graham Farish 371-481
Princess Class
46229 'Dorset' Hamilton
BR Green with Emblem
£119.99 £159.95

You Save 27%

SALE
DCC READY



Graham Farish 370-300
Landship Train
Train Pack
£89.21 £104.95

You Save 27%

SALE
DCC READY



Bachmann 32-038DS
Class 20 20124 BR Blue
Indicator Disks Weathered
£195.46 £229.95

You Save 15%

SALE
DCC READY



Bachmann 32-817
Class 47 47745 Royal London
Society For The Blind RES
FURTHER REDUCED
NOW ONLY £79.95

SALE
DCC READY



Dapol 2D-003-006
D1065 Western Consort
BR Maroon Small Yellow Panel
£79.99 £123.10

You Save 35%

SALE
DCC READY



Graham Farish 371-186
Princess Class
46226 'Dorset' Norfolk
BR Green with Emblem Blue E/E
£119.99 £159.95

You Save 21%

SALE
DCC READY



Graham Farish 370-400
Longmoor Military Railway
Train Pack
£118.96 £139.95

You Save 15%

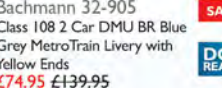
SALE
DCC READY



Bachmann 32-044
Class 20 D8028
BR Green Indicator Discs
with Tablet Catcher
£93.46 £109.95

You Save 15%

SALE
DCC READY



Bachmann 32-905
Class 108 2 Car DMU BR Blue
Grey MetroTrain Livery with
Yellow Ends
£74.95 £139.95

You Save 46%

SALE
DCC READY

SUMMER SPECIAL OFFERS

More offers available online

GIFT VOUCHER



MODEL RAILWAYS DIRECT

www.modelrailwaysdirect.co.uk

Unable to decide what to buy? Our Gift Vouchers provide the perfect answer, available in multiples of £5, they can be redeemed on-line or in-store. With over six and a half thousand products to choose from it makes the ideal present! Gift Vouchers for £25 and over are shipped free of charge with a complimentary gift card.

UK POSTAGE £3.99 FAST, SECURE DELIVERY

Next Day delivery £7.95. Highlands, Islands are subject to a surcharge for large items and parcels over 1.8kg. Some oversize items may have to be shipped by courier. Postage charges are per shipment.

*Free UK Delivery excludes some areas including NI, Highlands & Islands



Model Railways Direct Ltd

Retail Unit 2
Phoenix Way
Portishead
Bristol BS20 7GP

Tel 01275 774 224

sales@modelrailwaysdirect.co.uk

Opening Hours

10am - 5pm
Tuesday to Saturday
Closed Bank Holidays



Dapol 4D-012-003
Class 22 BR Green D6311
with Small Yellow Panel Disc
Headcode
£89.99 £140.60
You Save 35%

SALE

DCC
READY



Realtrack RT143-213
Class 143 Two Car Pacer DMU
First Great Western
Local Lines Exeter
£120.00

DCC
READY

FREE UK DELIVERY*



Bachmann 31-128
3000 Class ROD 2-8-0 3036 BR
Black Early Emblem-Weathered
£89.90 £142.95
You Save 37%

SALE

DCC
READY



Dapol D1000H
Class 22 BR Blue D6328
Full Yellow Ends
£89.99 £140.60
You Save 35%

SALE

DCC
READY



Realtrack RT143-214
Class 143 Two Car Pacer DMU
First Great Western Local Lines
Bristol Temple Meads
£120.00

DCC
READY

FREE UK DELIVERY*



Bachmann 35-075
Class E4 0-6-2 579
LBSC Umber
£84.99 £109.95
You Save 22%

SALE

DCC
READY



Hornby R3161A
SR 2BIL Car
EMU Pack
£79.90 £123.99
You Save 35%

SALE

DCC
READY



Bachmann 31-780
Modified Hall 6988 Swithland
Hall BR Green Late Crest
£95.99 £124.95
You Save 23%

SALE

DCC
READY



Bachmann 35-077
Class E4 0-6-2 32556
BR Black Early Emblem
£84.99 £109.95
You Save 22%

SALE

DCC
READY



Hornby R3161A
BR 2BIL Car
EMU Pack
£79.90 £123.99
You Save 35%

SALE

DCC
READY



Bachmann 31-781
Modified Hall 7903
Foremark Hall
BR Lined Black E/Emblem
£95.99 £124.95
You Save 23%

SALE

DCC
READY



Bachmann 35-078
Class E4 0-6-2 Tank Engine
32500 BR Lined Black L/Crest
£84.99 £109.95
You Save 22%

SALE

DCC
READY



Hornby R3162AX
BR 2BIL Car
EMU Pack
£94.95 £141.99
You Save 33%

SALE

DCC
READY



Bachmann 31-783
Modified Hall 7904
Fountains Hall BR Black
Early Emblem Weathered
£95.99 £124.95
You Save 23%

SALE

DCC
READY



Hornby R3106
GWR Class 2807
(Preserved)
£114.99 £143.99
You Save 20%

SALE

DCC
READY



Hornby R3184
1960 Brighton Belle Pullman
Train Pack
£119.99 £189.99
You Save 36%

SALE

DCC
READY



Bachmann 31-127
3000 Class ROD 2-8-0 3023
BR Black Early Emblem
£89.95 £129.95
You Save 30%

SALE

DCC
READY



Hornby R3118
BR Castle Double Chimney
Penrice Castle
£114.99 £143.99
You Save 20%

SALE

DCC
READY



WAGON ESSENTIALS

SUMMER SPECIAL OFFERS
Save up to 25% on Wagon Essentials

Many more offers available online



Wagon Essentials WE002
Coal load for all styles of
Bachmann Locomotive HHA
£1.48 £1.75 Wagon not included
You Save 25%

SALE



Wagon Essentials WE053
Lumped Coal for all styles
of Hornby Top HAA wagons
£1.38 £1.75 Wagon not included
You Save 25%

SALE



Wagon Essentials WE009A
Ballast load for all styles of Bachmann
ZKA, Limpet, ARC PNA, 37-550/1
£1.31 £1.75 Wagon not included
You Save 25%

SALE



Wagon Essentials WE066A
Ballast load for all styles of
Bachmann Hornby Seacow
£1.38 £1.75 Wagon not included
You Save 25%

SALE



Wagon Essentials WE017A
Ballast load for all styles of
Dapol Tippler Set
£18.00 £20.00 Wagon not included
You Save 25%

SALE



Wagon Essentials WE068A
Ballast load for all styles of
Heljan Dogfish open wagons
£1.31 £1.75 Wagon not included
You Save 25%

SALE



Wagon Essentials WE028A
Ballast loads for all styles of
Hornby PGA with central divider
£1.31 £1.75 Wagon not included
You Save 25%

SALE



Wagon Essentials WE085A
Iron Ore load for all styles
of Bachmann 27T Wagon
£1.31 £1.75 Wagon not included
You Save 25%

SALE



Wagon Essentials WE047
Lumped Coal for all styles
of Bachmann non slope wagon
£1.38 £1.75 Wagon not included
You Save 25%

SALE



Wagon Essentials WE086
Lumped Coal for new styles
of Bachmann 8 Plank Wagon
£1.38 £1.75 Wagon not included
You Save 25%

SALE

EXPORTS
VAT
FREE

FOR DELIVERIES OUTSIDE THE EU
WE WILL AUTOMATICALLY DEDUCT
VAT (20%) AND CALCULATE POSTAGE
CHARGES AT CHECKOUT.

Prices valid until 31st October 2015 and are valid
for pre-orders made on or before this date, all items
are subject to availability. All items are in stock or on
order at time of producing advertisement, payment
(except PayPal and cheques) will not be taken until
items are dispatched. Prices shown include VAT at
20%. Errors excepted. Full terms and conditions
shown on our website.



LIVE
STOCK
INFO

'Warships' were delivered under their own power

I HAVE BEEN READING with interest the letters in *Hornby Magazine* regarding the movement of the 'Warships' and NB Type 2's from Glasgow to Swindon. In the early 1960s I worked in Lancaster Castle telegraph office which was situated on platform 3 and which allowed a good view of train movements. We were issued with special train notices for train reporting purposes which allowed me to be out with my camera for unusual events such as the movement of these locomotives.

I can confirm they always ran light engine under their own power: I have attached two photographs I took which show the actual movements taking place. These show D854 *Tiger* passing through Lancaster Castle on September 14 1961, running as 0Z28 light engine Glasgow to Swindon and D862 *Viking* coupled to D6337 passing Lancaster Castle on February 27 1962, running as 0V00 light engine Glasgow to Swindon.

Ron Herbert, Preston.



Developing Operation Build It

Over the past year and a half I have been following your guidance and articles with building your Operation Build It! layout. The magazine's finished product looked fantastic and this inspired me to follow in your footsteps on a similar theme following the plans with slight modifications.

I decided early on in the planning process that Berry Pomeroy would be a traditional GWR branch line terminus and be operated as so within the BR period, mainly using ex GWR tank locomotives alongside some larger cousins of the '2251' 0-6-0s and '56XX' 0-6-2Ts handling freight duties.

During the planning stage it was decided to incorporate a single road engine shed alongside a traditional cattle dock and small

goods shed which, although not prototypical, is situated at the fiddle yard end of the layout, therefore necessitating some entertaining shunting manoeuvres. I have always been a fan of a shunting puzzle incorporated into a layout and by slightly altering the terminus design this has been included quite successfully.

The vision for the future includes the construction of an extension to Berry Pomeroy featuring the approach to the station from the opposite side of the brick arch road bridge which currently leads to the fiddle yard. This would allow the cutting to be modelled as well as the approaching bracket signals protecting the station entrance as well as a tunnel as the new fiddle yard entrance.

Christopher Gore, by e-mail.



CHARNWOOD FOREST IMPRESSES

I was very impressed with the Soar Valley MRC's 'O' gauge Charnwood Forest layout (HM99/HM100). The Brush Type 2 trundling through Whitwick station was the photograph for me - the weathering of the locomotive being particularly good. The steamers, whilst being nicely built and weathered were let down, in my opinion, by the lack of headcode lamps - this is very noticeable in 'O' gauge.

As an aside, I have to congratulate *Hornby Magazine* for the regular Train Formations features. This, I feel is essential information for those wishing to emulate realistic consists on their layouts. I will be bringing the Peak District article to the attention of my club for use on our Peakdale exhibition layout.

Keep up the good work.

Richard Boden, Lincoln.

If you have comments to make about railway modelling or *Hornby Magazine* you can write to the Editor by post or e-mail for inclusion in Hornby Post. Letters should be directed to: **Hornby Post, Hornby Magazine, PO Box 100, Stamford, Lincolnshire PE9 1XQ.** Or e-mail your views to: hornbymagazine@keypublishing.com

This month's **OXFORD** New Releases

1:72

Avro Anson Mk1 No.9
Flying Training Squadron,
RAF, 1939
72AA003 1:72

Bell P-39 Airacobra,
Capt A I Pokryshkin,
Commander - 16th GFAF 1943
AC055 1:72

1:76

1:43



Scania T Cab Curtainside -
Eddie Stobart
76TCAB007 1:76



ERF LV Flatbed Trailer -
Eddie Stobart
76LV003 1:76



Scania 113 Tipper -
Reid's of Minishant
76S143002 1:76



Land Rover FT6 Carmichael -
Cheshire County Fire Brigade
76LRC001 1:76

NEW Tooling!



Leyland Titan PD2/12 -
Maidstone & District
76PD2001 1:76

NEW Tooling!



Scania Irizar PB - White
76IRZ005 1:76



Ford Transit Connect -
Network Rail
76FTC002 1:76



Austin Seven
RN Van - AA
76ASV002 1:76



Austin Seven RN Saloon -
Light Royal Blue/Black
76ASS002 1:76



VW Bay Window Van -
Arizona Yellow
76VW023 1:76



VW Bay Window Bus/Surfboards -
Montana Red/White
76VW024 1:76



VW Bay Window Camper -
Colorado Metallic/White
76VW025 1:76



Volkswagen Beetle -
Beryl Green
76VW8006 1:76



Ford Popular 103E -
Ermine White
76FP005 1:76



Austin 1300 Mk III
GT - Bronze Yellow
76AUS001 1:76

NEW Tooling!

1:148



Scania Irizar PB - Bus
Eireann/Eurolines
NIRZ001 1:148

NEW Tooling!



Ford Transit LWB
Hi-Top - Stobart Rail
NFT010 1:148



Mobile Trailer -
Bob's Hot Dogs
NTRAIL001 1:148

NEW Tooling!



Commer Commando -
BOAC
NCOM002 1:148

Whitby Mondial Van -
Wall's Ice Cream
NWM001 1:148

NEW Tooling!



Bedford MWD -
British Army RE
NMD001 1:148

NEW Tooling!



Land Rover Defender 110
Hard Top - British Army
NDEF003 1:148

To order, call:

02380 248850



Follow us on Twitter
@OxfordDiecastUK

See more at:

www.oxforddiecast.co.uk

OXFORD DIECAST LTD. PO Box 62, Swansea SA1 4YA Tel: 01792 643500

OXFORD 

Precision die-cast scale engineering
at surprisingly inexpensive prices

THE NATIONAL COLLECTION IN MINIATURE SERIES

*Limited Production BR Class 55 'Kings Own Yorkshire Light Infantry'
and English Electric DPI EE: 2003*

In celebration of the Deltic's 60th Anniversary 1955-2015



**Visit the DIAMOND DELTIC Event at Locomotion - 24th & 25th October
where the real life locomotives will be on show!**



PRISTINE & WEATHERED FINISHES – SOUND VERSION AVAILABLE



AVAILABLE EXCLUSIVELY FROM:
www.locomotionmodels.com the NRM's on-line model shop
or the Locomotion museum shop in Shildon **Tel: 01388 771413**



london
transport
museum



London Underground S Stock train models

London Transport Museum's new motorised 1:76 (00) scale S Stock model London Underground train is now available.

This is the first time a highly detailed 'ready to run' London Underground model train has been produced.

Manufactured exclusively for London Transport Museum by Bachmann Europe plc.

A motorised set comprising of 4 cars including 2 driving cars



Additional individual un-motorised cars may be purchased to authentically complete either S7 or S8 train formations



Available now

Visit London Transport Museum's website for full information and order details

ltmuseumshop.co.uk

Visit our shop. Covent Garden Piazza. Open 7 days a week.

Old Mills Colliery Sidings

Changing times at Wolverhampton Model Railway Club prompted a quite different approach and location for their latest exhibition layout, as **ROB KINSEY** reveals.

PHOTOGRAPHY, TONY WRIGHT.

WOLVERHAMPTON Model Railway Club has for many years constructed and exhibited large 'OO' gauge main line layouts, all based on British Railways Eastern Region practice and set during the late 1950s and early 1960s period. Stoke Summit on the East Coast Main Line and our Great Central Main Line model of Charwelton are well known from recent years.

However, the changing demographic of the club membership has made it increasingly difficult to staff and latterly

stock both Stoke Summit and Charwelton. We therefore decided to construct a layout that we could staff and stock comfortably. During the search for an alternative, we investigated numerous secondary lines around the country and finally settled on Old Mills Colliery Sidings.

The new layout has significantly broken the mould. It is rather smaller than previous layouts and depicts a single track Western Region cross-country line located in rural Somerset, set during the early diesel period between 1968 and 1972.

The Great Western Railway's Bristol and North Somerset line ran from Bristol via Radstock to Frome. Old Mills

Colliery Sidings were located on this line approximately two miles West of Radstock.

The line passes through tranquil countryside, but also through the heart of the once thriving Somerset coalfield, which at its height contained over 70 collieries, about a third of which were directly connected to the Bristol and North Somerset line. The line also served limestone quarries, local gas works and, at Radstock, a wagon repair workshop.

The line was constructed in two sections, the first by the Great Western Railway (GWR) after it had taken over the Wiltshire, Somerset and Weymouth Railway, which had fallen into financial difficulties from



STATISTICS

Owner:	Wolverhampton MRC
Scale:	'OO'
Length:	23ft
Width:	9ft
Track:	C&L bullhead with handbuilt points
Control:	Analogue
Period:	BR Western Region, 1968-1972

1 Right: BR Sulzer Type 4 1740 passes the colliery sidings engine shed with a short parcels train for Bristol and South Wales. The colliery sidings are still rather empty, suggesting it's a Saturday morning. The colliery shunter today is an 'Austerity' 0-6-0ST.

2 Below: North British 'Warship' D839 Relentless approaches with a rake of empty 'Dogfish' ballast hoppers en route to Whatley quarry for refilling.



Frome to Radstock, opening in 1854 as a single track broad gauge line. The second section from Radstock northwards to Bristol was completed in 1873 to standard gauge and the southern section was converted to standard gauge in 1874, thereby allowing through running.

The line led a generally uneventful existence, its fortunes following that of the coal mining which provided the bulk of its traffic. The decline started in the 1930s as collieries became worked out or uneconomic and closed. The passenger service was withdrawn in 1959 and the route was severed south of Radstock in 1967 but following flooding and landslips

during the following winter this section was reinstated and the line north of Radstock closed in 1968. Colliery traffic from the Radstock area continued until the closure of Writhington colliery in 1973. The wagon repair workshop closed in 1988. Today the only section that remains open is the southern two miles that serves the giant Whatley limestone quarry.

ADAPTED HISTORY

We've assumed that coal mining in the area remained buoyant into the 1970s, therefore requiring the railway to remain open as a through route to handle the continuing freight and mineral »



traffic. To increase operator and viewer interest we've also assumed that during this period considerable residential development had taken place in Radstock and along the line, sufficient to warrant the introduction of a busy commuter rail service between Bristol and Frome mainly operated by Diesel Multiple Units (DMUs), though occasional locomotive hauled cross country services have also been diverted along the retained route.

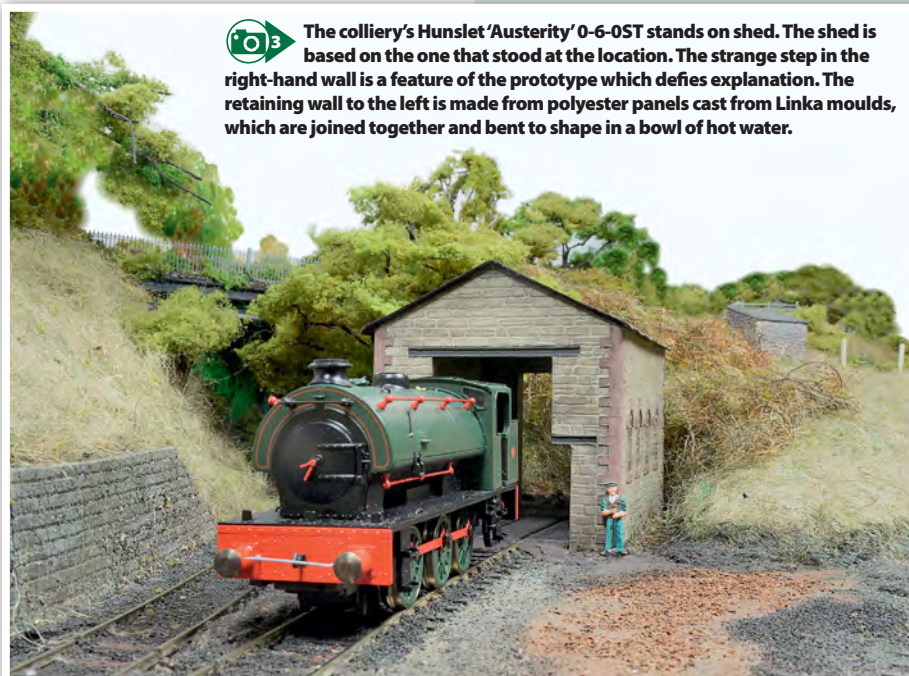
The model depicts the fictitious period between 1968 and 1972. BR was undergoing a major image modernisation, primarily the introduction of the Rail Blue livery. The Western Region was under even greater upheaval as it was also in the process of replacing its non-standard but generally well liked diesel-hydraulic locomotives with other regions' cast-off diesel-electrics.

The layout is based on the prototype location using contemporary photographs, Ordnance Survey maps and other published information. Unfortunately, a site visit revealed that very little of the prototype remained and so a little adaptation has also been incorporated where necessary.

CONSTRUCTION

Experience has shown us that for a long lived exhibition layout its baseboards should be rigid, robust and reasonably lightweight. The baseboards for Old Mills were constructed in a similar open framed style to those of Stoke Summit and Charwelton. A good quality 9.5mm thick birch plywood was used for the framework and running surface, supported on softwood legs.

The baseboards were constructed using traditional woodworking joints, each glued and pinned together, resulting in reasonably light but very strong baseboards. The fiddle yard boards are all flat while the scenic boards are open framed with a solid trackbed only where required. Where possible one set of legs is permanently attached to each baseboard but where this is not possible, loose sets of legs are attached using split pins inserted into



The colliery's Hunslet 'Austerity' 0-6-0ST stands on shed. The shed is based on the one that stood at the location. The strange step in the right-hand wall is a feature of the prototype which defies explanation. The retaining wall to the left is made from polyester panels cast from Linka moulds, which are joined together and bent to shape in a bowl of hot water.

split hinges. The outside framework of the baseboards is 2in deeper than the internal ones to provide a recess into which the permanently attached legs are folded during transport and storage.

The assembly of the layout starts with a 'King' board which has legs at both ends and is self supporting. The other baseboards have legs at one end only and piggyback from the previous board.

The legs are locked into place with triangulating softwood struts, again with split pins inserted into split hinges. The baseboards are joined together using 12mm bolts passing through substantial steel plates. At each joint one plate has a nut welded to it allowing single handed assembly. The steel plates on the adjoining boards have a 1/2in diameter hole which allows a little movement for track alignment. The baseboards are boxed together in pairs for safety during transit and ease of transporting.



A general view of the fiddle yard - roads 1 to 5 hold Up trains travelling towards Bristol, while roads 6 to 11 hold Down trains going towards Frome. The extreme left-hand road C leads to the 'colliery' fiddle yard. The 'buffer stop' in the centre foreground is the end of one of the dead-end sidings used by the local DMU passenger services.



PERMANENT WAY

The scenic section of the layout has $\frac{1}{16}$ in thick cork sheet glued to the baseboard surface as the trackbed with impact adhesive, to which the trackplan is fixed down using polyurethane varnish. The trackplan had been finalised in Templot software and drawn full size on a single sheet of paper which was fixed to the cork and used as a template for track laying.

The plain track on the scenic section of Old Mills uses C&L 'OO' gauge bullhead track as it appears to be the most accurate

and is quite robust. The points are constructed using C&L chairs fixed to EM Gauge Society wooden crossing timbers and nickel silver rail. The points on the scenic section are operated by Tortoise motors.

The fiddle yard is laid with code 100 flat bottomed track and Peco points operated by Peco point motors fitted directly beneath them. The routes are set using an electric pencil to fire a Capacitor Discharge Unit through a diode matrix. We have found this system to be very reliable, and in 70+ exhibitions with Stoke Summit we only had

to change one point and two point motors.

The layout utilises an analogue control system using Modelex handheld controllers. The layout is split into two main electrical areas (scenic area and fiddle yard). Inter-board electrical connections are made using standard jumper cables fitted with 'D' plugs and sockets. Track electrical continuity is maintained by soldering a copper dropper wire to each individual length of rail. These are incorporated into the baseboard wiring harness. We use multi strand wire for all low voltage wiring on the baseboards »



'Hymek' D7013 brings a rake of empty mineral wagons into the colliery sidings.

After disposing of the empty wagons and a quick shunt it will collect a rake of loaded wagons and return to Bristol. Access to the colliery sidings is through one of the crossovers from the running line.



and in the inter-baseboard connectors because this type of wire has a much lower tendency to break than single strand wire.


The scenic area is wired using the cab control principle and is divided into six sections which can be switched to any one of three controllers using rotary wafer switches. The points are also controlled by rotary wafer switches; these switches are also used to change the polarity of the point frogs.

The fiddle yard has independent controllers to operate the 'shuffle' operation in each direction. Miniature toggle switches control the exit of trains from the fiddle yard as well as 'shuffling up' the second (and/or third) train in the loop forwards following departure of the front train.

The low voltage supply to the layout is provided by either proprietary units or purpose built power packs and in both cases mains voltage electricity sits safely on the floor beneath the layout well away from the baseboards.

CREATING OLD MILLS

The basic landform is started by shaping the plywood formers that are part of the baseboard construction. Chicken wire is then stretched over these formers and shaped to give the desired ground contours. The ground surface is made from fibre glass

 **A Pressed Steel Class 121 DMU forms an off-peak Bristol-Radstock all stations service.**



using glass fibre matting and polyester resin, which forms a strong but light shell.

The final ground surface is made by spreading a thin layer of 'soil', made by mixing plaster browning into polyester resin to give a fairly thick paste. The whole area is finished in a brown colour so if

any grass is subsequently lost there is no gleaming white surface to show through.

The grass within the railway boundary is made from hanging basket liner held in place with polyurethane varnish, whilst outside the railway fence static grass has been used to give a more

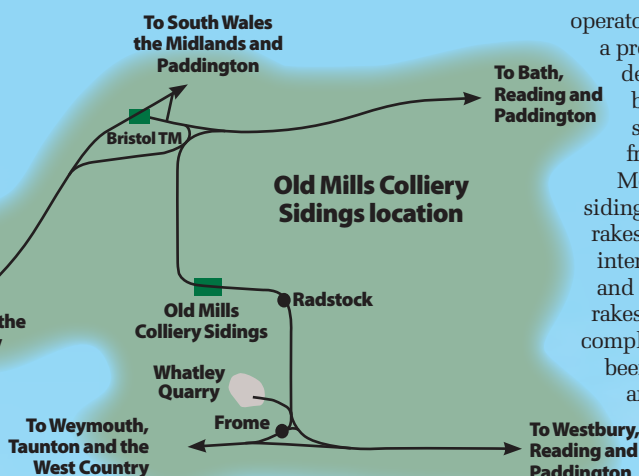


manicured look. Further detailing has been carried out using proprietary products from the Green Scene, Woodland Scenics and other ranges.

Hedges are made from rubberised horsehair on a wire framework covered in proprietary scenic dressings. The trees are made with wire skeletons, over which teased out Woodlands Scenics foliage is loosely draped. Much experimentation was required to get results that we were happy with. The railway boundary fence is a Ratio product, and other fences are brass etchings or built from plastic strip.

The locomotive shed is scratchbuilt from foamboard covered in Slater's coursed stone plasticard. The dimensions were calculated from photographs of the prototype shed at Old Mills. A selection of proprietary and scratchbuilt buildings have been used to complete the general scene.

The layout is ballasted with a variety of Woodland Scenics 'N' gauge ballast and sand, held down with thinned-down dirty polyurethane varnish. The ballast on the running line is much cleaner and better manicured than the exchange sidings, which are



dirtier and a little more careworn.

There is still some scenic work to be completed. The telegraph poles have been installed since the photographs were taken and the grassed areas and ballast still need a little tidying up. A future project is the installation of point rodding.

OPERATION


The layout is operated as two independent sections - the main line and the colliery exchange sidings, each with its own

operator. The main line follows a predetermined sequence designed to give what we believe is a representative selection of passenger, parcels, freight and mineral traffic. Meanwhile, in the colliery sidings the operator propels short rakes of empty wagons from the interchange sidings to the colliery and returning with similar short rakes of loaded wagons. Once a complete train of full wagons has been assembled, a train of empties arrives from the fiddle yard.

After depositing the empty wagons in interchange sidings, the locomotive departs with the train of full wagons and the colliery operator then resumes shunting. Occasional colliery stores traffic arrives or departs via the main line pick-up goods as necessary.

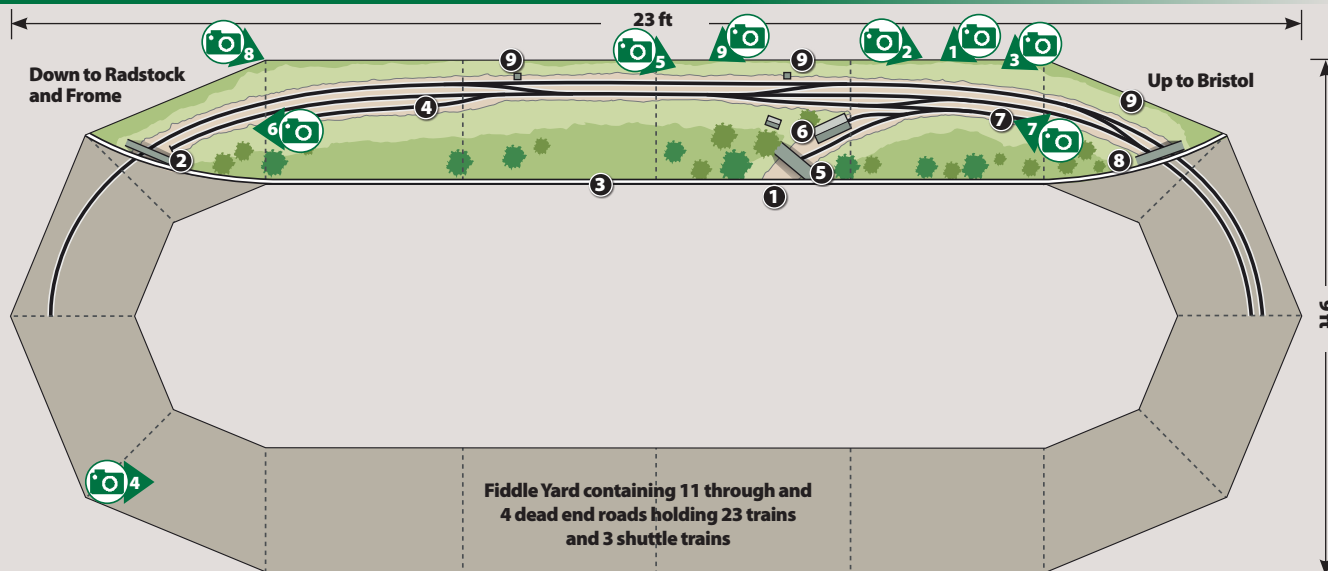
The main line sequence includes around 35 train movements. The trains available include locomotive-hauled passenger trains and DMUs, parcels, milk, general freight, mineral, permanent way, block oil and clay trains. Occasional special traffic runs to create additional interest.

The tracks in the fiddle yard are all split to hold two trains (three in the case of Track >>

 **A Pressed Steel three-car suburban DMU forms a Frome-Bristol all stations service. The rear vehicle has a Silver Fox conversion kit added to give the correct unit make up. The 'Austerity' is earning its keep in the colliery sidings.**



OLD MILLS COLLIERY SIDINGS TRACK DIAGRAM (Not to scale)



KEY

- ① Colliery storage yard
- ② Pipe bridge
- ③ Backscene

- ④ Exchange sidings
- ⑤ Bridge
- ⑥ Colliery shed

- ⑦ Headshunt
- ⑧ Pipe bridge
- ⑨ Ground frame

1). The rear trains are 'shuffled' forwards as part of the train departure sequence, leaving the rear section empty to receive the inbound train on completion of its circuit.

ROLLING STOCK

The locomotives are mainly from proprietary sources, examples being from the Hornby, Lima, Bachmann and Heljan ranges. All have been modified and/or

detailed to varying degrees and most have been renumbered, weathered/dirted and a few fully repainted. All locomotives carry an appropriate headcode and the vast majority have been fitted with crew.

The suburban DMUs are from the Lima or Hornby stables. Silver Fox conversion kits have been applied to one of the Driving Motor Brake Second cars in each of the three car units to produce an

accurate Driving Motor Second, giving the correct prototype formation. Three car cross country DMUs are currently under construction from DC Kits products.

Passenger coaches are all Mk 1s from the Bachmann range - fortunately it produced all of the types required. All have been renumbered and weathered and run in prototypical rakes determined from the study of prototype photographs.

Non passenger rolling stock is a mixture of proprietary (Bachmann, Hornby, Lima, Mainline and Replica) and kit-built examples (Parkside Dundas, Railway King and Mailcoach). A number of the proprietary items have been heavily rebuilt to produce a greater variety of vehicles and all have been renumbered and weathered. Quite a number have received a full repaint.

The milk train is from Dapol and Hornby models, all having been heavily reworked to give the wide variety of types found on the prototype. Milk tanks were generally produced in small batches, and from photographs it appears that each batch was slightly different to the next.

The freight stock comes from a very wide range of sources - proprietary models, construction kits, scratchbuilt and heavily rebuilt from any of the preceding. The stock has to have justified reason to be on the line, although the wagon works at Radstock does increase the variety available. However, they must be in small numbers and either worn out or ex-works.

So, Old Mills is something of a departure for the club - in size, scope, and above all, location. Happily we're pleased with the result and have found it an enjoyable change that receives a good reception from viewers. We hope *Hornby Magazine* readers like it too. 



'Western'
D1056

Western Sultan hauls
a train of empty milk
tanks being returned to
Devon and Cornwall.



Sulzer 'Peak' D67 *The Royal Artilleryman* hauls a Bristol-bound fully fitted van train, probably originating in Southampton docks. The colliery sidings are being shunted by an ex-BR Drewery diesel shunter that has passed into National Coal Board ownership.



Diesel depots

Diesel depots are very different from their steam counterparts but offer scope for fascinating layouts.

MARK CHIVERS presents a series of plans to suit a wide range of interests and operational possibilities.

Even in modern times Old Oak Common retained a turntable. Class 47 47077 and 'Western' 1071 *Western Renown* are in company with a Class 31 and a 'Hymek' round the table in June 1974. The fuelling shed is just visible to the right and the famous 'factory' is identified by the cream coloured wall. www.railphotoprints.co.uk.

FOLLOWING THE DECLINE OF STEAM operation on British Railways, a large number of existing steam motive power depots were converted or rebuilt to accommodate the increasing numbers of diesel locomotives introduced to service.

Soon dedicated facilities were built too which offered improved working environments for staff and enhanced facilities for locomotives to be regularly serviced, maintained and stabled. Every diesel locomotive would follow set maintenance regimes ranging from visual checks to major exams following a predetermined number of hours in active service and as a result a variety of different depot types were required with abilities ranging from providing light servicing to major component replacement, heavy maintenance and repair. Most facilities were capable of fuelling, oil, coolant, brake and safety equipment checks, component greasing, sand box filling and windscreen washer replenishment as well as minor running repairs.

Stabling of locomotives was carefully considered by depot staff to ensure quick and easy access to the next locomotive on duty as shunting others out of the way could be a slow and laborious process, especially at weekends when dozens could be on shed.

The following 'OO' gauge trackplans have been



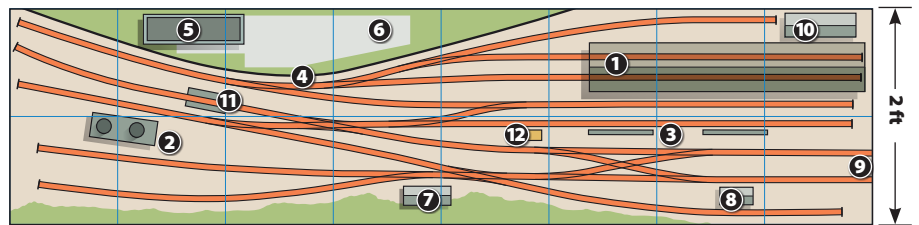
designed to fit an 8ft x 2ft baseboard using Peco code 75 flexible track and points, apart from Plan E, which fits an 8ft x 3ft space to accommodate a turntable. Some plans are self contained while others would benefit from additional off scene fiddle yards or integration into a larger layout. Understandably, some compromises have been made such as compressing track layouts and restricting depot headshunts to approximately 12in, although this should easily accommodate a long diesel locomotive such as a Class 40 or Class 66. Suitable for analogue or digital control, isolating sections will be required for analogue users if you wish to stable more than one locomotive in a siding.

Each plan features a selection of appropriate buildings although extra elements such as yard lights, warning signage, point levers, ground signals and more can be added to enhance the scenes. A large selection of accessories and buildings including barrels, lifting jacks, inspection platforms, mess rooms, maintenance depot buildings and more are readily available for placing on the layout and bringing it to life.

Whilst freelance in nature, some of the track plans are inspired from prototype locations and have been chosen to demonstrate how you can achieve plenty of operating potential from a limited space and make best use of your locomotive fleet. [View](#)



DEPOT PLAN A – FREELANCE DESIGN



KEY

- | | |
|--------------------|-----------------------|
| ① Maintenance shed | ⑦ Shunters cabin |
| ② Fuel tanks | ⑧ Signalbox |
| ③ Fuelling point | ⑨ To/from fiddle yard |
| ④ Safety barrier | ⑩ Stores |
| ⑤ Office block | ⑪ Washing plant |
| ⑥ Car park | ⑫ Grounded van body |

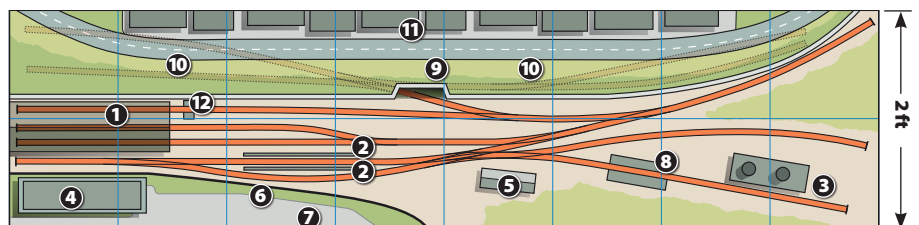
Plan A is probably the most intricate of the track diagrams as it requires 11 medium radius points, two double slips and a short crossing. It also features a scissors crossing close to the depot entrance/exit. This scissors crossing provides easy access to and from the fuel storage area sidings as well as the locomotive wash plant and depot headshunt. Combined with two double slips, multiple routes are possible maximising operating potential whilst also allowing shunting movements of small train formations such as fuel tanks or civil engineering wagons to be carried out in addition to manoeuvring locomotives around the depot for maintenance, fuelling, washing and stabling.

An extended two road maintenance shed and adjacent stabling siding provide ample storage for locomotives, while long headshunts, a fuelling road and locomotive wash plant provide plenty of opportunity for shuffling locomotives around the site.

Access to the fuel road and wash plant can be achieved quickly, while that to the two-road maintenance shed requires a number of movements. Additional stabling is available in the three sidings in the lower section of the plan.

An additional sector plate or cassette style fiddle yard would be ideal for this trackplan, although the layout could operate without.

DEPOT PLAN B – FREELANCE DESIGN



KEY

- | | |
|--------------------|-----------------------------|
| ① Maintenance shed | ⑦ Car park |
| ② Fuelling point | ⑧ Washing plant |
| ③ Fuel tanks | ⑨ Retaining wall and bridge |
| ④ Office block | ⑩ Hidden storage yard |
| ⑤ Shunters cabin | ⑪ Raised road and shops |
| ⑥ Safety barrier | ⑫ Sanding plant |

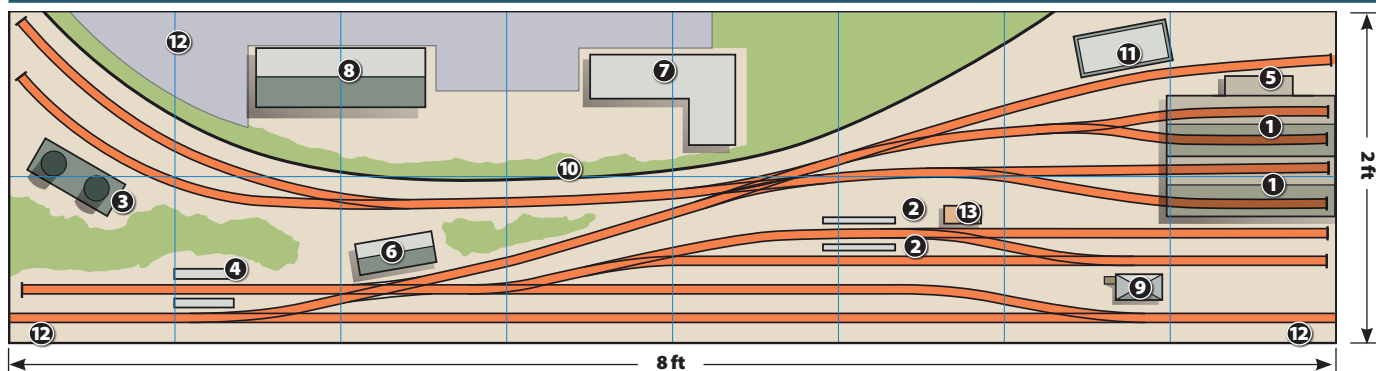
Plan B has been designed as a fully self contained layout within the 8ft x 2ft baseboard and includes a hidden storage facility. Masked behind a retaining wall and raised area, a bridge or short tunnel provides access to and from the four hidden sidings.

This scheme packs plenty into a small space and features a three road maintenance depot, two fuelling roads, locomotive washer, stabling sidings, a small run-round loop and long headshunt, which should be sufficient to hold a short train of TTA fuel tanks hauled by a shunting locomotive. The run-round facility allows for the wagons

to be shunted to the fuel storage tanks in the lower section of the plan for extra entertainment value. An additional feature at this depot is the placement of a locomotive sand hopper across the upper depot line for replenishing sanding equipment. Again, this adds to the enjoyment gained from the scheme, providing added purpose to locomotive movements around the depot.

In terms of track, six medium radius points together with two double slips and a small 'Y' point are required, the latter providing access to the fuel storage tanks and locomotive wash plant.

DEPOT PLAN C – FREELANCE DESIGN INSPIRED BY BRISTOL BARTON HILL



KEY

- | | | | |
|---------------------|------------------|---|---------------------|
| ① Maintenance sheds | ⑤ Stores | ⑨ Signalbox | ⑫ Car park |
| ② Fuelling points | ⑥ Shunters cabin | ⑩ Safety barrier | ⑬ Grounded van body |
| ③ Fuel tanks | ⑦ Crew room | ⑪ Secure compound for flammable liquids | |
| ④ Washing plant | ⑧ Office block | | |

Plan C features a single track main line running across the lower side of the plan which could be incorporated into a larger continuous loop layout or separate sector plate fiddle yards at each end.

Points are set for access to the depot reception line from either end of the layout with a strategically placed double slip providing extra route flexibility to the depot and protecting the main line with access to a headshunt and locomotive washer plant. A run-round loop is provided on the fuelling roads, while three sidings are included for stabling locomotives

or wagons away from the depot buildings. Each of the four depot roads can accommodate at least one locomotive, while the adjacent stabling line and each of the two sidings alongside the fuel storage tanks will hold two locomotives.

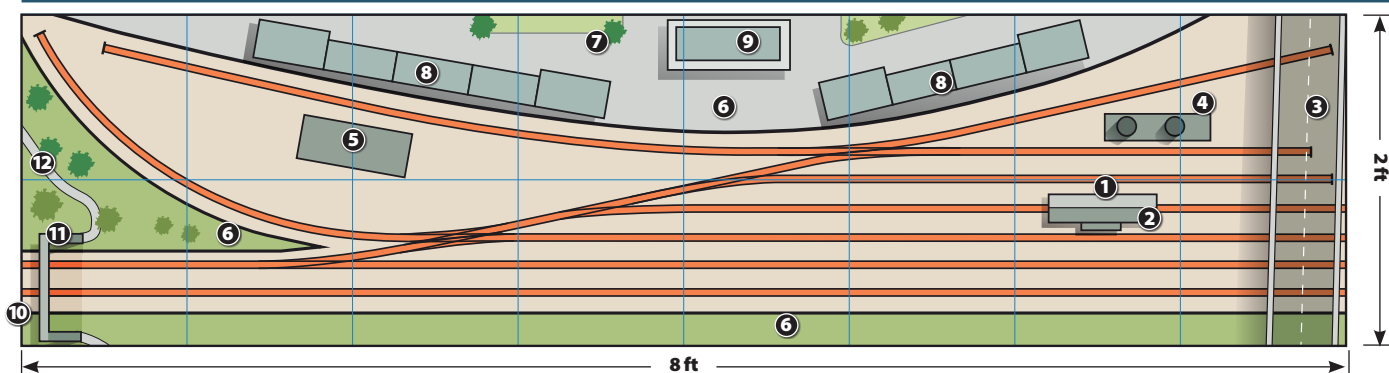
A combination of large radius points for the main line and medium radius points for the depot have

TIP
Photographic websites are a useful means of gaining inspiration for a depot modelling project. Many enthusiasts have visited depots throughout the years and have taken photographs - these are ideal reference material.

been utilised including two large radius, eight medium radius and two double slips.

A large car park area makes use of the space at the top of the trackplan with an administration block and traincrew mess room, providing extra potential for adding scenic detail and general depot clutter, although you could add extra track in this area if desired.

DEPOT PLAN D – INSPIRED BY PETERBOROUGH



KEY

- | | | |
|-------------------|--------------------------|--------------------------------------|
| ① Inspection shed | ⑤ Secure store | ⑨ Fast food restaurant |
| ② Fuelling point | ⑥ Security fence | ⑩ Running lines to/from storage yard |
| ③ Road bridge | ⑦ Car park | ⑪ Footbridge |
| ④ Fuel tanks | ⑧ Retail/warehouse units | ⑫ Footpath |

Plan D represents a small locomotive servicing point inspired by the DB Schenker structure situated alongside the East Coast Main Line at Peterborough.

This plan is fairly simple comprising just three large radius points and two double slips with two main lines running across the lower section of the plan between two fiddle yards or as part of a large continuous loop layout.

A single connection from the up line provides access to the depot reception lines while the link to the main line at the other end is off scene, running to the layout fiddle yard or connecting to the continuous loop.

With very few operational buildings, the depot area is fairly sparse comprising a small locomotive inspection shed with adjacent fuelling point together with additional sidings for stabling locomotives or wagons. These sidings could be used to shunt civil engineering wagons for added interest or provide ample display space for a large locomotive fleet.

A road overbridge provides a scenic break at the right-hand side of the plan, while a smaller footbridge is provided at the opposite end. A selection of warehouse and retail units, together with a

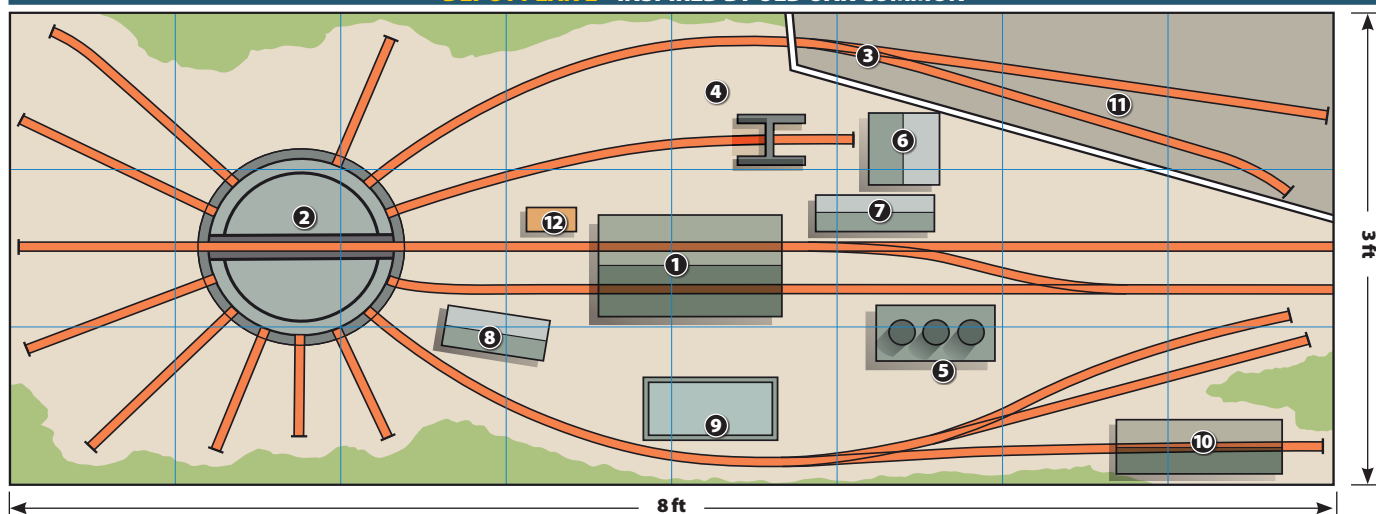
car park and fast-food restaurant, provide a modern backdrop to the rear of the layout.

A suitable single-road servicing shed, based on the prototype at Peterborough, is available from Bachmann's 'OO' gauge Scenecraft range of cast resin buildings (Cat No. 44-126).

USEFUL LINKS

Bachmann	www.bachmann.co.uk
ADM Turntables	www.admturtables.co.uk
Dapol	www.dapol.co.uk
Gaugemaster	www.gaugemaster.com
Heljan	www.heljan.dk
Hornby	www.hornby.com
Peco	www.peco-uk.com
Scalescenes	www.scalescenes.com
Ten Commandments	www.cast-in-stone.co.uk

DEPOT PLAN E – INSPIRED BY OLD OAK COMMON



KEY

- | | | | |
|----------------------------|-----------------|---|----------------------------------|
| ① Servicing shed | ⑤ Fuel tanks | ⑨ Secure compound for flammable liquids | ⑫ Grounded van body (sand store) |
| ② Turntable | ⑥ Stores | ⑩ Inspection shed | |
| ③ Maintenance shed/offices | ⑦ Crew room | ⑪ Hidden sidings | |
| ④ Hoist gantry | ⑧ Shunters mess | | |

Noticeably different in appearance, Plan E features a turntable as its focal point and has been designed to offer plenty of stabling for locomotives - ideal if you simply wish to display your collection.

Measuring 8ft x 3ft, the footprint of this layout is designed to accommodate a suitable 'OO' gauge turntable. Whilst this scheme is based on the Hornby model, alternative products are also available from ADM Turntables, Dapol, Heljan and Peco.

Hidden storage is provided at the upper edge of the layout with two sidings

disguised by a combined depot building and administration block which is intended to represent part of a larger locomotive maintenance shed or paint shop much like the site at Old Oak Common in west London.

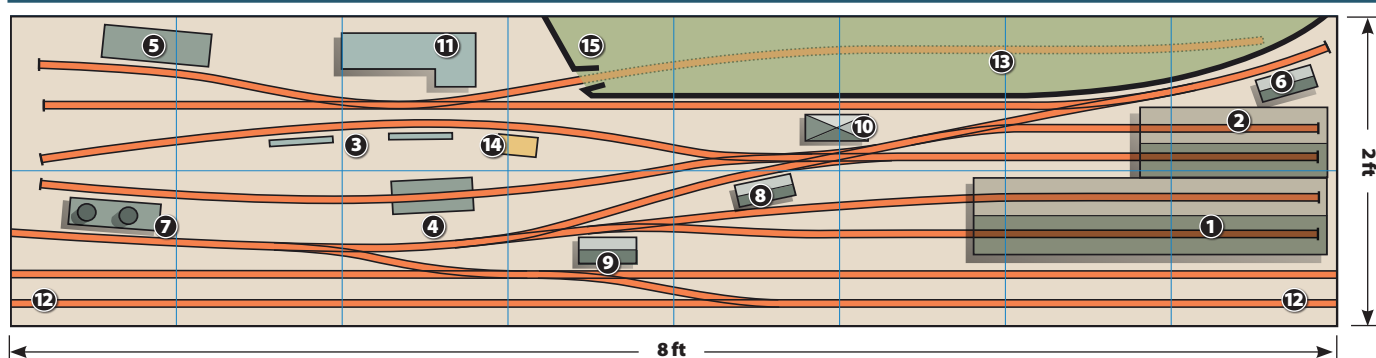
Two main entrance and exit lines feed from a fiddle yard or larger layout on the right-hand side of the plan and access the depot turntable through a servicing shed which provides fuelling and inspection facilities for locomotives ahead of them being stabled on one of the turntable roads. These roads differ in length and could also be used for stabling stores wagons or even

snowploughs awaiting their next turn of duty.

Additional stabling is available within the small inspection shed and sidings in the lower right section of the trackplan, while a lifting road with gantry crane is provided for removal of locomotive power units or supporting a locomotive if necessary.

In terms of budget, just five medium radius points are required, although a suitable operational turntable is also fundamental to the scheme and certainly represents a significant investment, but should provide plenty of operational enjoyment.

DEPOT PLAN F – FREELANCE DESIGN



KEY

- | | | | |
|--------------------|-------------------|--------------------------|-------------------------|
| ① Maintenance shed | ⑤ Secure compound | ⑨ Signalbox | ⑫ Main running lines |
| ② Servicing shed | ⑥ Stores | ⑩ Depot water tower | ⑬ Hidden sidings |
| ③ Fuelling points | ⑦ Fuel tanks | ⑪ Crew room/office block | ⑭ Grounded van body |
| ④ Washing plant | ⑧ Shunters mess | | ⑮ Bridge/retaining wall |

Plan F features a double track main line running across the lower section of the layout as part of a continuous loop layout or to a fiddle yard at each end, although it also includes a hidden single siding which is concealed beneath a raised section of grassland which sits above and behind a retaining wall. Operationally, this scheme is slightly different in that there is a single trailing point from the up line to the depot together with a facing crossover from the down line. This requires locomotives accessing the depot from

the up direction to set back and a signalbox is provided to assist with these movements.

Two depot buildings feature which differ in size, the shorter one providing servicing facilities while heavier maintenance is carried out in the larger building. A locomotive washing plant and fuelling road are situated in the centre of the layout while a limited amount of stabling is available at the extreme ends of these lines, together with one of the sidings at the top left - the other acts as a headshunt for

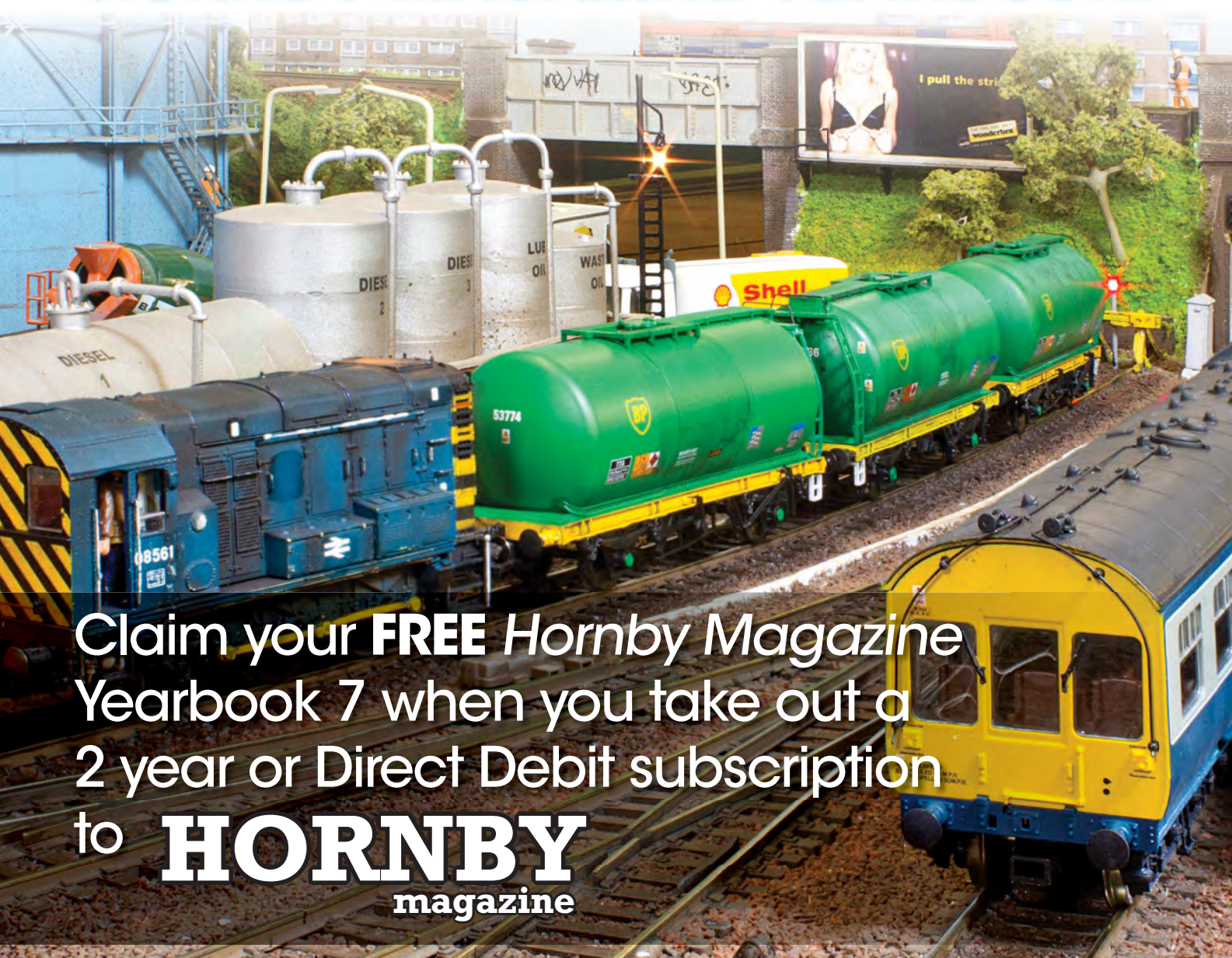
locomotives arriving from the hidden siding.

Three large radius points are used for the main line connections, while seven medium radius points, one double slip and a small radius 'Y' point feature within the depot area.

Primarily designed with light engine movements in mind, short formations of TTA tank wagons can be accommodated, although the use of more than one locomotive would be required to shunt-release stock as there are no run-round facilities.

FREE

HORNBY MAGAZINE YEARBOOK!



Claim your **FREE** Hornby Magazine Yearbook 7 when you take out a 2 year or Direct Debit subscription to **HORNBY** magazine



ONLINE

www.hornbymagazine.com



PHONE

UK 01780 480404
OVERSEAS +44 1780 480404
FAX UK 01780 757812 OVERSEAS +44 1780 757812



POST

COMPLETE THE FORM AND POST TO:
HORNBY MAGAZINE, KEY PUBLISHING LTD,
PO BOX 300, STAMFORD, Lincs,
PE9 1NA, UNITED KINGDOM

3 EASY WAYS TO ORDER... THIS FANTASTIC SUBSCRIPTION OFFER!

Hornby Magazine Yearbook 7



In this collector's edition hardback version of the *Hornby Magazine Yearbook No.7*, the North Eastern Region of British Railways is the prime source of inspiration for a layout build which features the unique atmosphere of a branch line railway system built in '00' gauge by *Hornby Magazine* Editor Mike Wild.

In this Yearbook we will guide you through the process of building a model railway showing how this layout - Shortley Bridge and Felton Cement Works - has been developed from the Operation Build It! Features include track laying, baseboard construction, landscaping, weathering, detailing, how to build a cement works and much more including historical features and step by step guides.

130 pages,
Hardback.

**WORTH
£17.99**



1065/15

SAVE EVEN MORE

when you pay by easy Direct Debit - just **£9.25 quarterly** or **£37.50 annually**

☒ **YES**, I would like to subscribe to Hornby Magazine

PAYER'S DETAILS

Title First name Surname

Address

Postcode Country

Email address

Please complete to receive news updates and offers from us by email.

DELIVERY DETAILS (IF DIFFERENT)

Title First name Surname

Address

Postcode Country

Email address

Please send gift card tick here ☐

SPECIAL OFFER (PLEASE TICK)

	12 FOR THE PRICE OF 10	BEST OFFER - 24 FOR THE PRICE OF 19 PLUS FREE HORNBY MAGAZINE YEARBOOK 7
UK	12 issues <input type="checkbox"/> £41.00	24 issues <input type="checkbox"/> £77.75
Europe	12 issues <input type="checkbox"/> £50.00	24 issues <input type="checkbox"/> £90.75
USA	12 issues <input type="checkbox"/> \$83.00	24 issues <input type="checkbox"/> \$149.99
Rest of the World	12 issues <input type="checkbox"/> £52.00	24 issues <input type="checkbox"/> £94.49

PAYMENT DETAILS

I enclose a cheque for £/\$ made payable to Key Publishing Ltd

Please debit my Mastercard ☐ Visa ☐ for £/\$

Expiry date Security Code (3 digit code on reverse of card)

OFFER CLOSE DATE: 30 NOVEMBER 2015 PLEASE QUOTE: HM1115

Signature Today's date

INSTRUCTION TO YOUR BANK OR BUILDING SOCIETY TO PAY BY DIRECT DEBIT

Please tick: ☐ UK Direct Debit ☐ Quarterly £9.25 ☐ Annually £37.50

KEY		Instruction to your bank or building society to pay by Direct Debit		DIRECT Debit	
Please fill in the form and send to: Key Publishing Ltd, PO Box 300, Stamford, Lincolnshire, PE9 1NA, UK Name and full postal address of your bank or building society		Service user number		6 5 8 9 6 0	
To: The Manager		Bank/building society			
Address				Reference	
Postcode					
Name(s) of account holder(s)				Instruction to your bank or building society	
Branch sort code				Please pay Key Publishing Ltd. Company Direct Debits from the account detailed in this Instruction subject to the safeguards assured by the Direct Debit Guarantee. I understand that this Instruction may remain with Key Publishing Ltd. and, if so, details will be passed electronically to my bank/building society.	
Bank/building society account number				Signature(s)	
				Date	

Banks and building societies may not accept Direct Debit Instructions for some types of account.

Direct Debit UK only. If paying by Direct Debit please send in form.

Payments are accepted by Direct Debit, cheque, Postal Order, Credit Card and US Dollar check. Payments by credit or debit card will be shown on your statement as Key Publishing Ltd. Key Publishing will hold your details to process and fulfil your subscription order. Occasionally we may wish to contact you to notify you of special offers on products or events. If you do not wish to receive this information please tick here ☐ or mention when calling. Gift subject to change. Any alternative gift will be of equal or higher value. Please note: Free gift is only available on Direct Debit with a minimum 2 year subscription. Should you cancel your subscription earlier than an invoice will be raised for the full price of the gift.

AMERICAN READERS

Readers in the USA may place orders by:
Telephone: Toll-free 800-428-3003
Fax: 757-428-6253

or by writing to:

Hornby Magazine, 3330 Pacific Ave,
Ste 500, Virginia Beach, VA 23451-9828

Alternatively, order online at
www.imsnews.com/hornbymag
quoting/entering code HM1115

HORNBY DELIVERS 'GWR King'

4-6-0 FOR 'OO' GAUGE

The Great Western Railway's regal 'King' 4-6-0 is the latest steam locomotive to touch down with Hornby. **MIKE WILD** takes an exclusive first look at this brand new model which is set to arrive in the shops during October.

THE GREAT WESTERN RAILWAY (GWR) was famed for its 4-6-0 designs, but none had the power and the glamour of the Collett 'King' class. 30 were built from 1927 for service on the GWR's heaviest express trains and their massive tractive effort of 40,300lbs made them the most powerful steam locomotive of their time.

Hornby has a strong reputation for producing models of the GWR's extensive fleet of 4-6-0s with the two cylinder 'Grange', 'Hall' and 'County' designs being joined by the four cylinder 'Star' and 'Castle' classes.

"Hornby has captured the powerful look of these 4-6-0s superbly."

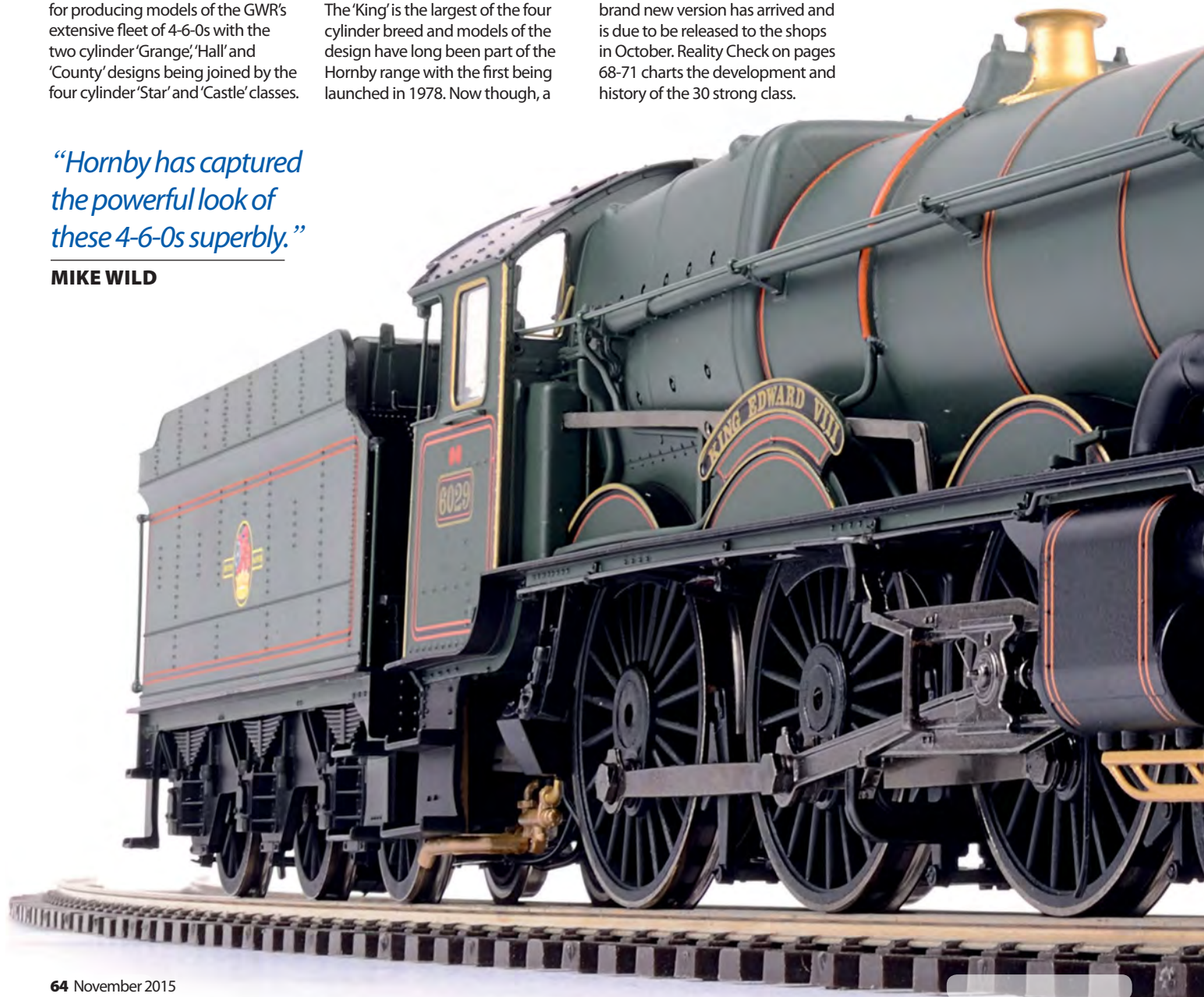
MIKE WILD




Side on Hornby's new 'King' is an impressive model.

The 'King' is the largest of the four cylinder breed and models of the design have long been part of the Hornby range with the first being launched in 1978. Now though, a

brand new version has arrived and is due to be released to the shops in October. Reality Check on pages 68-71 charts the development and history of the 30 strong class.





THE DETAILS

Manufacturer:	www.hornby.com
Cat No:	R3332
Description:	GWR 'King' 4-6-0 6029 <i>King Edward VIII</i> , BR lined green
Scale:	'OO'
Price:	£159.99
Era:	5
DCC:	DCC ready, 8-pin socket
Couplings:	Small tension locks in NEM pockets



THE MODEL

The Collett 'Kings' were mighty looking locomotives which took full advantage of the GWR's loading gauge with their imposing large diameter taper boiler, high shouldered firebox and unique crank framed front bogie.

Hornby has captured the immensely powerful look of these

4-6-0s superbly and the model shouts 'King' straightaway without any shadow of a doubt.

It is detailed thoroughly from front to back including sprung metal buffers, correct pattern GWR lamp brackets, a separately fitted smokebox dart and full


detail of the two middle cylinder casings protruding through the front framing. Add to those prototypical 'daylight' through the frames above the bogie – in two places, as it should be – pipework detail on the frames, the motion link running through from left to right and we start to get a picture of just how good this model really is.

The front bogie has really good weight to it being a solid metal casting and this really helps with the performance of the locomotive on the track. Detailing here is excellent too. Moving upwards lubricator boxes are fully detailed with pipework while the steam pipes from the cylinders to the smokebox are of the correct shape. At the top a neatly produced copper capped double chimney sits on 6029, while Hornby's tooling suite also covers the single chimney design originally fitted to the 'Kings'.

Below the boiler Hornby has reproduced suggestions of the internal motion tucked behind the splashers while on the driver's side the reversing lever adds character.



**EXCLUSIVE
FIRST
REVIEW**



Along the boiler all of the handrails and pipework are separately fitted and the eagle eyed will also spot the separately fitted conduit running along the length of the driver's side of the running plate.

The cab is a full height version as built, as opposed to the cut down cabs which have been built for main line registered preserved engines 6023 and 6024 to meet current loading gauge restrictions. Inside the cab is fully detailed with the

boiler backhead featuring neatly picked out pipework, gauges – complete with the suggestion of numbering – gauge glasses, regulator and screw reverser. Even the comfortable wooden seats provided for crews are modelled on each side of the cab painted brown.

The tender with the 'King' is a standard GWR 4,000gallon Collett design which features a fully detailed coal space with a two part removable coal load, full footplate

detail including handbrake and water scoop handles and separately fitted handrails throughout.

Decoration of our sample of 6029 was smart with the satin BR green base colour enhanced with fine orange-black-orange boiler bands and full lining of the cab and tender. A nice addition to the detailing pack is a set of cabside numberplates which can be overlaid on the factory printed versions to give them that proper raised GWR style plate look.


PERFORMANCE

Setting our sample to work we ran the mechanism in for an hour in each direction at medium speed to prepare 6029 for haulage tests. The model coped easily with a range of points and curves and was comfortable in negotiating curves down to second radius.

Loaded tests consisted of sustained running with a rake of eight Mk 1s – a load which proved to be no match for



The 'King' is superbly detailed with many separately fitted components.



the powerful drivetrain – and ultimately we increased this to 12 carriages which the 'King' was still at ease with on a level layout.

The model follows Hornby's standard designs for Digital Command Control (DCC) with an 8-pin decoder socket located in the tender together with space for a 28mm round speaker in the tender chassis. The locomotive is connected to the tender with a four-pin plug and the drawbar between the two is factory fitted with screws.

Another element to look forward to with the 'King' is the arrival of the Twin Track Sound version due a few weeks after the standard DCC ready models offering the first DCC sound fitted model of the 4-6-0.

OVERALL

Hornby has put together an impressive package in its new 'King' and one which runs just as well as it looks. Importantly it has plenty of power on hand to handle those crack express trains which the real locomotives were built for and with the detailing pack fitted up to finish the bufferbeam and brake rigging there is no doubting that this is by far the best mass produced model of the GWR's ultimate 4-6-0 to be released to date. An excellent and much needed addition to the Hornby range. (MW)

Gloss finish for pioneer 'King'



LOCOMOTION MODELS' exclusive limited edition of pioneer GWR 'King' 4-6-0 6000 *King George V* offers a unique gloss finish on the Hornby model and it is set to arrive during October.

The 'King' uses Hornby's brand new tooling for the Collett 4-6-0 and includes the distinctive bell on the front footplate as well as silvered details such as the smokebox door dart, front numberplate, smokebox door hinge detail and cylinder covers.

The finish applied to our sample was superb throughout with smart gloss varnish over the standard BR lined green base colours. This includes

fine orange-black-orange lining, large early crests and cabside numbers – separate cabside numberplates are included for optional fitment – and a correct 82C shedplate on the smokebox door.

The model represents *King George V* as it is preserved today and the model is limited to just 250 pieces. Each will

come in Locomotion Models' new packaging style with a certificate of authenticity.

This exclusive model is a superb addition to the Locomotion Models range and the gloss finish really enhances the fine looks of the Hornby base model. Doubtless they will be quick sellers – and rightly so! (MW)

THE DETAILS

Supplier:	www.locomotionmodels.com
Cat No:	R3377
Description:	GWR 'King' 4-6-0 6000 <i>King George V</i> , BR lined green, gloss
Scale:	'OO'
Price:	£159.99
Era:	4/9
DCC:	DCC ready, 8-pin socket
Couplings:	Small tension locks in NEM pockets

GWR, 'Kings'

The finest 4-6-0?

Widely regarded as the ultimate development of the Great Western Railway 4-6-0, Collett's 'Kings' were locomotives of great beauty and extremely powerful as well, as **EVAN GREEN-HUGHES** relates.

IN THE HEYDAY of the Great Western Railway (GWR) the line's immaculate expresses were a publicist's dream. Fast, colourful trains ran from the capital to the big cities of the west and onwards to the coastal areas of Devon and Cornwall pulled by imposing green locomotives with

copper capped chimneys and inspiring names. The most powerful of these, which were trusted with handling the most prestigious services, was the 30-strong 'King' class, a design written about in popular publications such as *The Boys Wonder Book of Speed*, on posters everywhere and even featured on cigarette and playing cards.



GWR 'King' 6022
King Edward III has
 just passed Tigley
 signalbox as it slogs
 up Rattery Bank with
 the 3.30pm London
 Paddington-Truro on
 June 22 1939.

Hugh Harman/Rail
 Archive Stephenson.



GWR 'KING' STATISTICS

Designer:	C.B. Collett
Built:	1927-1936
Withdrawn:	1962 (except for original 6007, withdrawn 1936)
Builder:	GWR
Purpose:	Express passenger
Power classification:	8P
Wheel arrangement:	4-6-0
Weight (locomotive):	89tons 0cwt
Weight (tender):	46tons 14cwt
Driving wheel diameter:	6ft 6in
Length (over tender):	68ft 2in
Bogie wheel diameter:	3ft 0in
Boiler diameter (taper):	5ft 61/4in to 6ft 0in
Boiler pressure:	250lbs/sq in
Cylinders:	Four, 161/4in x 28in
Tractive effort:	40,300lbs
Coal capacity:	6tons
Water capacity:	4,000gallons
Total in class:	31 (30 at any one time)

The appearance of the 'King' in so much popular culture arose because for a time the class was the most powerful locomotive in Britain, a fact that was eagerly seized on by the Great Western's prolific public relations department. But it was also because the first of the class enjoyed considerable publicity when it undertook a tour of America when brand new in 1927. The 'Kings' were built for the GWR's fastest and heaviest expresses and were never displaced from this task until replaced by diesels more than 35 years later.

The origins of this design pre-dated the building of the first one by some eight years when, in 1919, Churchward proposed fitting a larger boiler onto the chassis of one of his 'Star' 4-6-0s. This would have been of a maximum diameter of 6ft but would have resulted in a locomotive weighing around 82tons, giving an axle load which was unacceptable to the civil engineer. Four years later a compromise design was introduced instead in which a boiler of 5ft 9in diameter was used, thus reducing the engine's weight to 79tons, and becoming the 'Castle' class.

The 'Castles' turned out to be excellent locomotives but had little in reserve when used on West of England expresses loaded to their maximum length, a particular problem when indifferent coal was used as happened during the 1926 coal strike.

In the same year the Southern Railway introduced its 'Lord Nelson' class which had a tractive effort of 33,500lbs, some 2,000lbs more than a 'Castle' which had previously held the mantle of the 'most powerful locomotive in Britain'. The Southern made the most of this claim with a massive publicity and poster campaign and this annoyed the GWR's Chairman, Sir Felix Pole, sufficiently that he immediately issued instructions that a more powerful locomotive be added to the fleet.

To achieve this the civil engineers raised the axle limit on the principal main line, partly by strengthening some structures and partly by taking into account some of the findings of a committee which had worked on the effects of stress on bridges >>



Smartly turned out 6001 *King Edward VII* arrives at High Wycombe with the 8.55am Birkenhead Woodside-London Paddington express on October 6 1958. [Hugh Harman/Rail Archive Stephenson.](#)

and which had started its work in 1919. In fact, most of the bridge strengthening work had been completed by the mid 1920s. This enabled Chief Mechanical Engineer Charles Collett to work on a design with an axle load of 22½ tons which he was told was to be ready for service for the summer traffic of 1927. Part of the brief for this new design was to snatch back the 'most powerful engine' title but Collett was aware that the London Midland & Scottish was working on a bigger locomotive of its own and so that to be sure of the title a tractive effort of over 40,000lbs would be required.

A REGAL LOCOMOTIVE

What emerged was essentially a larger and slightly improved version of the 'Castle' with a number of features tweaked to give more power. These included lengthening the boiler and raising pressure from 225psi to 250psi and increasing both the stroke and the size of the pistons. Surprisingly the driving wheels were reduced in size by two

inches and this was done to ensure that the tractive effort raised the final amount to over 40,000lbs. The use of a larger boiler meant that the spacing of the coupled wheels was increased by 1ft 6in and the bogie wheelbase was extended by 8in. One unusual feature was the front bogie which had outside frames for the front pair of wheels and inside for the rear pair. This came about because there had been a number of failures of Churchward designed bogies and as a result inside plates had been used. However in the 'King' it wasn't possible to fit this arrangement in underneath the large inside cylinders and so the special bogie arrangement was introduced.

Initially dubbed the 'Super Castles' at Swindon there was a rumour that the new engines were to be named after cathedrals, but a plan for an audacious publicity stunt, which would see the first completed locomotive sent to the United States for exhibition, demanded that something more regal was used and consequently the idea was settled on of naming them after the Kings of England.

6000 *King George V* appeared in June 1927 for some test runs and was then fitted with a Westinghouse pump and air brake equipment before being shipped off to take part in the centenary celebrations of the Baltimore and Ohio Railroad. The boiler was removed from the engine for the journey due to weight restrictions and then refitted in America. *King George V* took part in four weeks of run-pasts and exhibitions before embarking on some main line running to great acclaim and as a result was presented with an American style bell which it carried until scrapping.

SUPER POWER

The new 'Kings' immediately allowed longer and heavier trains to be run, being able to pull 50tons more than a 'Castle' between Paddington and Taunton and more than 100tons more than a 'Saint' 4-6-0. Their increased haulage ability enabled the elimination of much, but not all, of the double heading between Newton Abbot and Plymouth and allowed the 'Cornish Riviera'

to be speeded up from its traditional 247 minute schedule to four hours, a significant advantage for the publicists who were also gleeful that the GWR once again had the country's most powerful traction unit.


However it wasn't all plain sailing. Reports of rough riding came along soon after the engines entered service and on August 10 1927 6003 *King George IV* derailed at Midgham. Following this incident coil springs were added to the front spring hangers; also modified were the springs on the rear driving wheels which were made softer, curing the engines' rough riding characteristics.

Generally the locomotives were a great success and a second batch of ten was commissioned in 1930, making 30 in all. In March 1936 6007 *King William III* was badly damaged in an accident at Shrivenham when it ran into some goods trucks, resulting in two deaths. It was so badly damaged that it was condemned and an order was issued to Swindon to build a replacement which duly arrived later in the same year. This replacement engine was given the number and name of the original.

The 'Kings' proved to be very sure-footed engines and in the locomotive exchanges of 1948 6018 *King Henry VI* proved this when it worked on the Eastern Region on expresses out of King's Cross. However it did not compare well with other engines when steamed on anything but the best coal and this resulted in the later fitting



6015 *King Richard III* recovers from a signal check as it passes through Princes Risborough with the 11.35am Birkenhead Woodside-London Paddington express in June 1948. It has gained British Railways lettering on its tender, but still retains its GWR numbers on the front bufferbeam. [Hugh Harman/Rail Archive Stephenson.](#)



The coastal stretch of the GWR main line through Dawlish is the famous backdrop to 'King' 6017 *King Edward IV* as it heads the 8.20am Penzance-London Paddington in 1955. [Gordon Hepburn/Rail Archive Stephenson.](#)


GWR 'KING' NUMBER SERIES		
NUMBERS	BUILT	YEAR
6000-6019	Swindon	1927-1928
6020-6029	Swindon	1930
6007 (replacement)	Swindon	1936

of four-row superheaters from the early 1950s. There were more improvements in 1955 when 6015 *King Richard III* was the first to be fitted with a double blast pipe and chimney. These modifications were applied to all of the class.

A FINAL FLOURISH

During their final years the 'Kings' put in consistent and outstanding performances, proving the soundness of Churchward's original concept and the improvements applied by Collett to his original outline. By the early 1960s dieselisation of the Western Region was in full swing but the 'Kings' remained intact until 1962 when the larger and more powerful 'Western' diesel-hydraulics at last produced a locomotive that could match them for performance. Consequently they were withdrawn en masse.

Three of the 'Kings' are preserved. Class prototype 6000 *King George V* was saved and returned to running order at the Bulmer's Railway Centre in Hereford, from where it ran for many years on the main line. It was later displayed in the Steam Museum at Swindon and




A grubby 6021 *King Richard II* poses at Stafford Road shed on August 19 1956. J.F. Davies/Rail Archive Stephenson.

then in the National Railway Museum at York. 6023 *King Edward II* was taken to the famous Woodham Brothers scrapyard in Barry, South Wales, and remained there until 1985. In very poor condition it went first to Bristol before moving on to the Great Western Society at Didcot in 1990 for restoration.

Rebuilding involved casting a new pair of wheels and took 11 years but there were delays due to additional boiler work being required which meant that it did not make its debut until 2013. It subsequently has been seen on the main line and has had its fittings and cab slightly reduced in size to aid its route availability. The third engine, 6024 *King Edward I*, was purchased from

Barry in 1974 and underwent a 16-year restoration at the Buckinghamshire Railway Centre. It has since been used extensively on the main line but currently is at the West Somerset Railway undergoing a rebuild. Like 6023 this engine has also been reduced in height.

The 'Kings' were remarkable engines that captured the imagination of the public and railwaymen alike and even today prove to be a significant draw when used on main line tours. We are fortunate that there are two survivors available for main line work, enabling us to get an idea of how wonderful these locomotives must have been when going about their everyday work. 



A Study in Scarlet

The Metropolitan Railway Bo-Bos have a wide following among modellers and enthusiasts. Sherlock Holmes fan **TIM SHACKLETON** gets out his magnifying glass and gives the new Heljan model a thorough examination.

IT SEEMS Danish manufacturer Heljan loves surprising us with its choice of prototype and it's even more remarkable that, back in 2001, its modern entry into the UK market should have been with something as prosaic and universal as a Class 47.

Almost 15 years on, this outstanding new model of the Metropolitan Railway (MR) Bo-Bo electric shows us just how much the model railway market has changed. Not many model the Metropolitan in its authentic fourth-rail guise, but who could resist the impulse purchase of such a splendid and idiosyncratic prototype?

First announced around 18 months ago, this box-cabbed locomotive turns out to be an absolute peach of a model, shorter and stubbier than you might imagine. It's good to report that Heljan has upped its production values with this model (as with the Class 05 shunter that preceded it) and the model betrays no obvious faults or shortcomings.

The plastic body sits on a heavyweight cast chassis, giving a total adhesive weight of 374g.

THE MODEL

Detailing of both bodywork and underframe is good from all angles. The eye naturally goes first to the panelling and the bodyside louvres, both commendably subtle, and then to the handrails,

which are to scale thickness and made of engineering grade ABS plastic. The cab lights up according to the direction of travel, revealing a surprising amount of interior detail rendered in the distinctive lightish green that London Transport (LT) favoured.

Unlike the real thing, there is no danger of an electrical shock if you touch anything you shouldn't! It would have been nice if one or other of the bodyside windows had been modelled open – as Heljan did with the Class 47 – but we can't have everything.

The chassis is a heavy metal

casting with good reproduction of the prominent bolt heads along the solebars and the altogether more subtle MR lamp brackets. Although perfectly robust, the cast lifting lugs above the bogies are also much more refined than you might expect while the bogies themselves have full depth axlebox and spring detail. The shoe beams in particular are very convincing.


The model arrives with a full suite of buffer beam detail and pipework factory fitted, including screw couplings – tension-locks are supplied as an accessory, suggesting Heljan sees this model being predominantly destined for showcases rather than layouts.

The locomotive has sprung buffers which, being rectangular, are prevented from rotating. I think they're just slightly squarer than they should be, but the shape is a complex one. On the whole the real locomotives were pretty simple constructs and, other than a pair of vacuum cylinders between the bogies, there wasn't much else to look at on the underframes. What detail there is, however, is presented with commendable accuracy. The odd bit of underfloor piping might be missing here and there, but could easily be restored by the fastidious.

Livery application is extremely good. Our sample depicts No. 8 *Sherlock Holmes* in the simplified



The model is surprisingly compact - but there is still space for a decoder and speaker.





THE DETAILS

Manufacturer:	<i>www.heljan.dk</i>
Cat No:	9003
Description:	Metropolitan Railway Bo-Bo 8 <i>Sherlock Holmes</i> , London Transport maroon
Scale:	'OO'
Price:	£139.95
Era:	3/4
DCC:	DCC ready, 21-pin socket
Couplings:	Small tension locks in NEM pockets

Detailing is highly credible, down to the panelling on the cab doors.



post war London Transport livery, with grey roof. The body colour is (possibly) a shade darker than the Midland red in which authentic MR locomotives were painted. There is less lining on a post war locomotive and there is no black line between the yellow as there once was. The fancy three-part nameplates, removed during the war, were replaced by simplified aluminium castings afterwards. The front-end destination boards – Aylesbury at one end, Baker Street at the other – look very good under a glass (the engines worked only as far as Rickmansworth, of course).

Someone has clearly gone to a lot of trouble here, rather than relying on a generic computer typeface. A nice touch is that the equally accurate London Transport logotype is correctly rendered in gold, as distinct from the yellow of the lining.

PERFORMANCE

On the track our sample was an excellent example of Heljan's abilities to create an impressively powerful and smooth running chassis ensemble. All eight wheels are driven, all eight collect current via simple and easy to adjust phosphor bronze wipers

and a 21-pin decoder socket is fitted. Running is smooth and purposeful straight from the box, and got better with an hour or so of running-in on a rolling road. It's a powerful little engine and is more than capable of pulling any sensible load – our tests being conducted with a load of eight Mk 1s.

Access to the internals is straightforward requiring four screws to be released under the centre of the locomotive so that the body can be removed. Our sample showed a little resistance, probably because of glue residue from the handrails, but revealed plenty of

space inside for the addition of a DCC decoder. Care will need to be taken around the delicate internal wiring for the lights though.

OVERALL

That the Metropolitan Railway Bo-Bo has been produced at all as a ready-to-run model is reason enough to want one of these delightful boxy models, but in fact Heljan has done a sterling job of recreating this sought after prototype in 'OO' scale. It is a superb model, which we expect to see use on many layouts set outside the 'Tube' tunnels. (TS)

'OO' GAUGE

Hawksworth autotrailer touches down

BACHMANN'S new 'OO' gauge BR autotrailer touched down in the *Hornby Magazine* office in September – and it's likely to be warmly received by Western Region modellers.

First introduced by British Railways (BR) Western Region in 1951, these Hawksworth designed vehicles were intended



for use with suitable auto-fitted locomotives on branch lines and some suburban services. However, whilst they were built by BR they owed much of their style to the GWR era.

For review we received autotrailers W231 in BR carmine and cream, currently preserved at Didcot Railway Centre, and W237W in plain BR crimson.

Bachmann certainly doesn't disappoint with the quality appearance of these latest releases, although this does come at a price – almost £70 per vehicle. For that you get a highly detailed body featuring exquisite rivet roof detail, flush glazed windows, detailed interior, separately fitted metal cab grab handles and lamp irons, intricately moulded full truss framing between the bogies together with battery boxes, dynamo, brake gear and brake shoes in line with wheels. Cab and

guard's compartment handles are moulded while the passenger door grabrails are fine separately fitted items, although on our samples these were prone to slip from their locating holes, but nothing a dab of glue wouldn't fix. The bogies are also finely moulded with crisp axlebox, spring and step detail, while the long shank buffers are plastic.

The driver's cabin is authentically sparse but features brake handle, regulator handle and Automatic Train Control warning equipment together with the distinctive warning gong fitted above the cab and operated by the driver to warn of the train's approach. A windscreen wiper is fitted to the right-hand windscreen while steps are located below each corner of the trailer and a set of fixed retractable steps is fitted below the passenger doors – these were fitted for use at stations with low platforms.

THE DETAILS

Manufacturer:	www.bachmann.com
Cat No:	39-575
Description:	BR Autotrailer, BR crimson and cream
Cat No:	39-577
Description:	BR Autotrailer, BR crimson
Price:	£68.95
Era:	4
Couplings:	Small tension locks in NEM pockets

Inside the vehicle, seats are coloured blue while the floor area is cream although this does highlight that the floor is slightly raised to accommodate the bogie pivots.

Application of each livery is up to Bachmann's usual high standard featuring a high quality matt paint finish, crisp lining on the BR carmine and cream example together with legible crisp lettering, numbering and no smoking signs. Although interior lighting isn't fitted to these vehicles, brass pick-ups are

provided on each bogie should you wish to add your own.

A small detailing pack is also provided containing screw link couplings and hooks, buffer beam pipes and a white railway hand lamp which is designed as a push-fit to the metal lamp irons, although this is a little fiddly. The pack also contains a moulding of the bar device which linked the driver's cab controls to the auto-tank locomotive.

At £70 this does seem like a lot for what, on the face of it, is a mere carriage and the lack of interior lighting is a prominent omission considering the price. Still, autotrailers have long been an ideal source of short passenger formations for branch line modellers and there is no doubting that this new Hawksworth version is the best yet in terms of detail and finish. (MC)



'OO' GAUGE

British Railways Adams 'O2' impresses

The latest 'OO' gauge London and South Western Railway (LSWR) Adams 'O2' 0-4-4T to arrive from Kernow Model Rail Centre is this BR lined black model with early crests. It follows on from the Southern Railway liveried model reviewed in HM100.

Finished as 30182, the model represents a mainland pull-push fitted locomotive built at the LSWR's Nine Elms Works in 1890. Detail differences on this version of the 'O2' include smokebox numberplate, Plymouth Friary (72D) shedplate, strengthening plates to the locomotive side tanks, alternative pattern whistle and flush smokebox door frame.

This BR liveried model is

decorated with a smart satin black finish with crisp lining, numbers and crests. Neatly executed cab interior, Westinghouse air pump, pipework, cast metal chassis and six-pin DCC decoder socket complete this impressive package. (MC)



THE DETAILS

Manufacturer:	www.kernowmodelrailcentre.com
Cat No:	K2103
Description:	Adams 'O2' 0-4-4T 30182, BR black, early crests
Price:	£124.99
Era:	4
DCC:	DCC ready, 6-pin socket
Couplings:	Small tension locks in NEM pockets

'OO' GAUGE

Kernow Stores Van lands in Camborne

This latest exclusive 'OO' gauge Bachmann model from Kernow Model Rail Centre represents a British Rail (BR) Western Region Engineers' ZRA box van used for transporting wagon parts and stores between Swindon Works and wagon repair facilities in the

West of England during the 1980s.

Utilising a former air braked VDA box van, the model is finished in Railfreight red and grey as ADC 200666.

Attention to detail includes the correct ornate style of GWR script used for the lettering on each side



THE DETAILS

Manufacturer:	www.bachmann.co.uk
Cat No:	38-140X
Description:	ZRA box van, BR Railfreight, weathered
Price:	£32.95
Era:	8
Couplings:	Small tension locks in NEM pockets

of the van for its dedicated circuit of operation from Swindon to Bristol, Exeter and St Blazey.

Decoration overall is good, although the weathering is

a little overstated in places.

That said, Bachmann's recently introduced representation of worn roof panels does enhance this model's appearance. (MC)

'OO' GAUGE

British Railways commercial quintet

British Railways liveried road vehicles have always been popular. Seeing their potential Oxford Diecast has released a new five piece set of light commercials in the smart 1950s period carmine and cream livery applied to BR's road vehicles.

The set consists of an Austin K8 van, a Bedford CA minibus, Land Rover Series II long wheelbase hard

top, Ford Anglia van and Commer Q25. All have been released in the past, but Oxford has brought them all together to create this new set.

All have a matching standard of finish and feature a high standard of detail with die-cast bodies, plastic chassis and interior and beautifully printed lettering. Excellent for the modeller and collector and available now. (MW)

THE DETAILS

Manufacturer:	www.oxforddiecast.co.uk
Cat No:	76SET34
Description:	Austin K8, Bedford CA, Land Rover Series II, Ford Anglia van and Commer Q25, British Railways carmine and cream
Price:	£22.95
Era:	4/5



Hornby delights with 'D16/3'

The charming looks of the 'Claud Hamilton' 4-4-0 were brought to their potential with Gresley's rebuilding to create the 'D16/3' class.

MIKE WILD takes a closer look at Hornby's new model of the Great Eastern's powerful 4-4-0.

THE GREAT EASTERN Railway's locomotives have had a turn in the spotlight of late with Hornby and the new 'D16/3' 4-4-0 is the third to be produced by the company. It follows the 'B17' 4-6-0 and 'J15' 0-6-0 and models one of the principal express locomotives to serve on the Great Eastern network.

The 'D16/3' was the last in a long line of developments from the original 1900 built Holden 'D14' 4-4-0s – often known as 'Claud Hamiltons' and originally classified 'S46' by the Great Eastern Railway (GER). This first locomotive was built by the GER and led to the development of the 'D15' in 1903 and ultimately the 'D16' in 1930. However, not content with the design a further revision came when locomotives from classes 'D15/1', 'D15/2' and 'D16/2' were fitted with a new 5ft 1.125in diameter boiler with round topped firebox creating the 'D16/3' sub-class.

104 'D16/3s' were built by the time rebuilding was stopped in 1949. After a busy career with the Great Eastern Main Line, and occasional forays onto ex-Great Northern metals to Cambridge, withdrawals of the 'D16/3' began in 1955 with

the last, 62613, being retired from March shed in September 1960. None have been preserved.

THE MODEL

Hornby's model of the 'D16/3' is significant in 4-4-0 models for having a locomotive drive mechanism and no traction tyres. Traditionally this type of locomotive has been difficult to balance in model form and achieve



enough adhesive weight to allow it to successfully haul trains.

The new 'D16' solves all of that through mixed media construction using die-cast metal for features such as the boiler to increase its weight and plastic for the running

plate and finer details. It is an impressive model – especially after fitting of the supplied detail parts to the front bufferbeam – and really captures the looks of these simple, rugged and hard working passenger locomotives.

The fireman's side is quite sparse, as it should be, while the driver's side is busy with lubricator boxes, reversing lever, boiler pipework and a Westinghouse air brake pump all modelled. All of this is accurate for the real locomotives and Hornby has done a superb job of replicating the details of these 4-4-0s.

The bufferbeam features sprung metal buffers and the detailing pack contains guard irons and brake pipes for optional fitment. On our samples the paint on the bufferbeam obstructed fitting of the pipework and guard irons, but a single twist with a square needle file cleaned the holes out sufficiently for fitting of the parts without issue.

The 'D16/3' correctly models the round topped firebox of the Gresley rebuilds and this is topped off with safety valves and a whistle immediately ahead of the cab. Below the firebox are the large 7ft diameter driving wheels which are very finely reproduced together



with the front bogie wheels. Full brake rigging is present together with spring detail, sand pipes and pipework below the cab.

The inside of the cab is fully detailed with impressive boiler backhead detail topped off with a regulator and the air operated reverser. The leading side and front windows are correctly glazed and side glasses





THE DETAILS

Manufacturer:	www.hornby.com
Cat No:	R3234
Description:	Gresley 'D16/3' 4-4-0 62530, BR lined black
Cat No:	R3235
Description:	Gresley 'D16/3' 4-4-0 E2524, British Railways black
Scale:	'OO'
Price:	£109.99
Era:	4
DCC:	DCC ready, 8-pin socket
Couplings:	Small tension locks in NEM pockets



are also fitted as standard.

The tender with the 'D16/3' is of standard GER short wheelbase design. Guard irons and sprung buffers are fitted to the rear and, happily, all three of the separately supplied brake pipes can be fitted without the need to remove the small tension lock coupling. A removable plastic coal load is fitted which reveals a fully modelled coal space below ripe for the addition of a real coal load.

Our samples featured two distinctly different British Railways period liveries covering 62530 in BR lined black with early crests and E2524 in plain black with British Railways lettering on the tender sides – a rare but attractive choice for the very early years of nationalisation.

The base colours and lettering on both models were superbly

applied while the lining on 62530 featured full three colour printing on the tender and cabside which really looks the business. One minor point on 62530 is that the smokebox numberplate lettering looked rather bigger than that we expect for a BR locomotive.

PERFORMANCE

With the 4-4-0's tendency to be 'light footed' we were more than impressed with the performance of the 'D16'. Straight from the box our samples were smooth running and quiet throughout the speed range.

After running in we loaded each one with a five coach train of Gresley and Thompson stock which they handled with ease. This was then increased to a load of eight mixed Hornby Mk 1 and Bachmann Porthole coaches with which both

were equally sure footed - proving the design credentials of the chassis.

The motor is mounted in a die-cast chassis inside the boiler driving (unusually for a steam locomotive) the leading driving wheel through a large brass worm gear. Four wires pass through to the tender in typical Hornby style, neatly routed under the drawbar to connect the motor and pick-ups to the 8-pin decoder socket in the tender.

The position of the screws to release the tender body is obstructed by the leading tender wheel brake shoes, so it takes a careful positioning of the screwdriver to gain access to these. Once released the tender interior offers provision for fitting a 28mm

round speaker in the chassis and space for a decoder to be mounted – with care – directly above the socket. Space is at a premium due to the small size of the tender.

OVERALL

The 'D16/3' is a super addition to the Hornby range which fills an important gap in ready-to-run Great Eastern Region motive power. It is a perfect complement to the previously released 'J15' 0-6-0 and we hope it will be the continuation of a theme which will see more of the fabulous Worsdell, Hill and Holden GER locomotives turned out in model form. (MW)

LMS Twins

The ever popular LMS prototype diesels 10000 and 10001 are the subject of this brand new commission from Rails of Sheffield which has been produced by Bachmann.

MARK CHIVERS takes a closer look at these important diesels.

RAILS of Sheffield's exclusive 'OO' gauge models of London Midland & Scottish Railway (LMS) diesel prototypes 10000 and 10001, commissioned from Bachmann, arrived with the retailer in August.

These latest releases differ from Bachmann's catalogue models (HM77) as they represent the duo in their early years shortly after nationalisation of British Railways and are decorated in the LMS black and silver livery they carried from new.

10000 and 10001 were the first main line diesel locomotives built in Britain for use on the main line network. Intended for mixed traffic use, they featured a 1,600hp English Electric engine, had a top speed of 100mph and Co-Co wheel configuration. Built at the LMS' Derby Works in 1947, 10000 entered service soon after nationalisation in February 1948 in black and silver with chromed numbers and large LMS bodyside lettering. In July that year, 10001 emerged in a similar state, although

devoid of the LMS lettering.

Testing saw the locomotives put to work on numerous expresses, 'sleeper' trains and freight services for evaluation. As was the nature of prototypes, they also spent much time in works for rectification and modifications, of which there were many during their career making production of a scale model a potential minefield.

THE MODEL

At first glance these locomotives look identical, but on closer inspection it is clear just how many detail differences there were between them.


Whilst both bear the hallmarks of Bachmann's previous BR green releases, capturing the look of these distinctive locomotives they also incorporate many of the refinements and alterations



during their early years of operation between 1949 and 1951.

The model of 10000 features new tooling for the large chromed LMS lettering which is moulded on each side, although it is difficult to tell this is part of the body moulding. 10001 correctly features its numbers only on each cabside. Both models are also fitted with

chromed metal buffers, silver rimmed wheels with painted black centres and silver bogie frames displaying coil springs, sand boxes, bogie lifting points, guard irons and full rivet detail. A driver and secondman are provided in the cab at one end and both feature long and short roof access doors and boiler room ventilator panels. Four lamp irons are fitted at each end, an eight blade radiator fan is located beneath the roof grille and each locomotive has its own legible






THE DETAILS

Supplier:	www.railsofsheffield.com
Cat No:	31-999Y
Description:	10000 black and chrome with LMS lettering 10001 BR black and chrome, limited edition boxed set
Scale:	'OO'
Price:	£299.99
Era:	4
DCC:	DCC ready, 21-pin socket
Couplings:	Small tension locks in NEM pockets

Underneath the detailed body is a powerful and smooth running drivetrain complete with a 21-pin decoder socket.



builder's plate printed correctly depicting the year it was built.

However, there are also plenty of detail differences between these two models including different positions for the roof engine fuel header tank ventilator, removal of bodyside steps and different roof band arrangement at the No. 2 end of 10001, together with an additional cover panel on the roof at the same end. A closer look at the roof on 10001 also reveals the brackets fitted at the No. 2 end for its two tone horn trials in 1949, which have been faithfully reproduced

and even the roofline screw spacing is different between models.

As we've come to expect, decoration is up to Bachmann's usual high standards featuring a superb satin black and silver paint finish.

PERFORMANCE

Featuring twin flywheels and a 21-pin DCC decoder socket, straight from the box both locomotives demonstrated silky smooth operation throughout the speed range and proved more than capable on test hauling a 10 coach train individually. Space

for a 28mm round speaker has been created below the roof fan in a specially designed opening while underneath the chassis a switch allows the tail lights to be turned off when the locomotive is hauling a train and change the configuration of the headlights to represent a passenger or freight train. Cab interior lights also feature.

Small tension lock couplings are fitted into NEM coupling pockets while a separate detailing pack contains a decorated 'Royal Scot' headboard, white headcode discs, fine screw link couplings and an NEM coupling pocket blanking plate.

OVERALL

Our review samples were delivered as a pair in a smart wooden presentation box, but each locomotive is also available separately in standard Bachmann packaging, but be quick if you want them, as they are sure to prove popular.

These are truly outstanding models and the fact that both locomotives feature the prototypical detail variations between them is highly credible. It is clear that much painstaking research work has been undertaken to ensure the many detail differences could be included. They may have been a long time coming, but the wait has certainly been worth it. (MC)



'Terrier' debuts for 'O'

'O' gauge is in vogue and Dapol has completed its first ready-to-run locomotive for the scale. **PAUL CHETTER** takes a closer look at the exciting new 'Terrier' 0-6-0T in 7mm scale.

DESIGNED BY WILLIAM Stroudley in 1870 for the London Brighton and South Coast Railway (LBSCR) all 50 of these diminutive 0-6-0Ts were built at Brighton Works. The first examples entered traffic with the LBSCR in 1872 and the last was withdrawn from service by BR in 1963. Several are still in steam on preserved railways today.

The official designation was 'A' Class with the locomotives later becoming 'A1X' after rebuilding with the fitting of new boilers. They acquired several nicknames during their prodigious lifetime, probably the best known being 'Terrier', reputedly due to the loud 'bark' of its exhaust.

Their small size and long lifespan makes them an ideal subject for a model, with Hornby's 'OO' version a stalwart of catalogues and Dapol's impressive 'N' gauge version appearing on layouts in the smaller scale. Now it's the turn of 'O' gauge and Dapol's first ready-to-run locomotive for this increasingly popular scale.

THE MODEL

Dapol's initial release has examples of LBSCR, Southern and British Railways liveries in original 'A1' form. The first 'A1X' version has also been released in Southern Railway olive green. The review model is a depiction of 40 Brighton - the real engine

was entered in the Paris Exhibition of 1878, such was the quality of the design.

The model is well built using plastic injection mouldings for the body and a heavy, machined metal chassis. This combination allows high detail whilst reducing production costs. All detailing

parts, which will vary with the locomotive represented, are ready fitted. The cab is neatly detailed with a comprehensively equipped boiler backhead, gauges (although of a design which may actually date from much later), hand brake column and reverser lever.

The coal bunker is modelled without a coal load and the rear of the cab interior is quite plain. Handrails, pipework and fittings

are coloured to represent the respective metals used, the copper top to the chimney being, literally, the crowning glory on our sample. Guard irons, cab steps, vacuum pipes, brake rodding and screw link couplings are fitted as standard, as is a splendid depiction of the Westinghouse air brake pump on the right-hand cab side and the Salter type safety valve.

There's some discussion about colour accuracy of long disused liveries but the application of what has been

chosen is outstanding. The colour separation and uniformity of the banding is superb. The typically Victorian panel lining is beautifully rendered - which is just as well as there's a lot of it. The side plates, bufferbeams and buffer stocks all benefit from similar attention to detail. The white paint on the roof on our example is either too thin or has rubbed on packaging. One

has to look very hard, but the undercoat is just beginning to show through in parts of the curved portions of the roof panel.

It is also worth noting that Dapol has acknowledged a problem with packaging as some models have been delivered with minor damage but this will be corrected by Dapol. Oddly, there

were no instructions included for the model, although they can be downloaded from www.dapol.co.uk.


The firebox is equipped with a pair of tiny flickering red LEDs. This works on analogue control when the locomotive is moving, getting brighter as voltage increases. On Digital Command Control (DCC) it has consistent brightness but can be switched on or off as required. There is even a dummy representation of the inside motion in the space below the boiler too between the two front wheels.

The middle axle is sprung, helping to maintain electrical contact with the track. Unfortunately, the coupling rods have been assembled in reverse, though this happened to the real locomotives with no ill effects.

PERFORMANCE

In terms of the mechanism, the model uses a compact





THE DETAILS


Manufacturer:	www.dapol.co.uk
Cat No:	7S-010-005
Description:	Stroudley 'A1' 0-6-0T 40 Brighton, improved engine green
Scale:	'O'
Price:	£199.95
Era:	2
DCC:	DCC ready, 21-pin socket
Couplings:	Working screw links

but powerful can motor and a 21-pin connector provides for DCC fitting. DCC or DCC sound fitment should be a simple plug and play conversion. Unfortunately, there

Sound fitting should pose few problems, although the speaker housing will need modification.

are a couple of design issues that complicate things slightly. Two solder tabs have been provided on the Printed Circuit Board (PCB) for speaker connections, which

is good to see. A speaker 'holder' is the sole accessory supplied. It will not function as a speaker enclosure as it has two large cut-outs which defeat the purpose. This is




a relatively small issue which sound modellers will easily overcome. Selling electrical equipment requires compliance with EU regulations including suppression of radio frequency interference. This model has a separate 'mini PCB' for this. Decoders have a far superior suppression effect built in so additional suppression is redundant. In some models, it can cause poor running on DCC. We found this problem here, but after removing the 'mini PCB' exemplary running was returned.

The model ran smoothly and quietly directly from the box on analogue control. This was also the case on DCC after removal of the 'mini PCB'. We were unable to test performance with a rake of coaching stock, but during testing for stall current the motor displayed plenty of power and the six driving wheels showed little tendency to slip until a stall was imminent.

OVERALL IMPRESSIONS

Those with a detailed knowledge of the real locomotives may be able to point to deficiencies or inaccuracies, but for most this will

be a very welcome and eye-catching addition to any fleet. At the recommended price of £195 it represents remarkable value and as such may turn out to be a milestone in 'O' gauge modelling. It deserves to be popular and paves the way for future 'O' gauge locomotives from Dapol. (PC)



This characterful model captures the appearance of the 'Terriers' very well.

Sparmax airbrushes

THE MAX AIRBRUSH series developed out of the Premi-Air G35, which was the UK's best-selling budget design until the arrival of the Iwata Neo in 2011. The G35 is still available, now branded as the Sparmax SP-35C.

They're all dual action, gravity feed airbrushes engineered to a high standard and designed to function best at pressures between 15-25psi. Internally, they're 100% conventional although an extra air valve is included to enable them to be converted to single action operation if required. Each has a 0.7oz (2ml) fixed colour cup which is more than ample for any railway modelling application.

Our review sample was the Sparmax Max-4 which has a 0.4mm needle/nozzle assembly. I would recommend this to the beginner rather than the otherwise identical Max-3 with a 0.3mm combination. A difference of a tenth of a millimetre may not seem much but it does make a difference with the thicker, heavier paints that modellers use. The wider nozzle is more forgiving of

poorly mixed paint and less likely to cause blockages, which are a constant frustration to anyone learning how to airbrush.

The Max-3, on the other hand, is capable of considerable delicacy and would appeal to anyone who already has a medium sized airbrush and is looking for something with which to paint fine details in enamels or acrylics.

In use, all the Sparmax airbrushes sit well in the hand and offer good control over paint and air delivery. Full instructions and assembly/disassembly diagrams are included. Perhaps the biggest endorsement is that the UK importer/distributor for our review samples is the



THE DETAILS

Supplier:	www.airbrushes.com
Description:	Sparmax Max-3 and Max-4 airbrush and Arism compressor
Price:	£45 (airbrushes), £125 (compressor)

Footplate figures from Modelu



Modelu (Welsh for *modelling*) is a new company specialising in finely detailed figures 3D-scanned from actual people. Wearing authentic clothing and available in a wide range of poses, they are printed in high grade resin with a print resolution down to 0.03mm. Since each figure is printed individually, any scale up to 16mm can be accommodated. Modelu will be at the Great Electric Train Show where, for a fee, visitors can be bodyscanned to create their own unique custom figures – imagine seeing yourself on the footplate or in the signalbox on your home layout! (TS)



THE DETAILS

Manufacturer:	www.modelu3d.co.uk
Description:	High-resolution scale model figures
Scale:	'N'-'O'
Prices:	'O' Gauge – £4.00, 'S' Scale – £3.00, 'OO' Gauge – £2.50, 'TT' Gauge – £2.00, 'N' Gauge – £1.50
Era:	Any

& compressor



Airbrush Company, which handles Iwata over here and has a massive reputation to protect. At £45 you really can't go wrong and I can see these new generation Sparmax designs giving the long established Neo a serious run for its money.

Of course all airbrushes need a compressor to drive them and Sparmax now offers the Arism, a lovely piece of industrial design capable of delivering a standing pressure of 35psi. This is more than enough for airbrushing and weathering and is adjustable down to zero at the spray tip by a neat little pressure valve that, for convenience, connects to the airbrush rather than the compressor. In use it is quiet and almost vibration free – I had mine running on the

bench beside me all afternoon – and the package also includes a built in pressure gauge, an airbrush stand, high quality braided air hose and a moisture trap.

Chunky and compact, the Arism delivers a steady supply of clean, dry air without pulsing and spitting and that is why you should think of buying a compressor like this rather than some cheaper design that will inevitably run hot, perform unevenly, periodically squirt your models with water droplets, and shake you to bits even if it doesn't deafen you first. There is a big gap in the market for a reliable, affordable and functionally efficient compressor at around the £100-£130 mark and I think the Arism will fill it. (TS)

More weathering from Mig Jiminez

Although created with road vehicles in mind, this excellent set of specialist products from the Mig Ammo range is ideally suited to the railway modeller looking to take weathering to the next level of quality and detail.

It contains five useful shades – an Engine Grime wash that perfectly captures the grey-brown colour of working steam (the shade is a lot lighter than many people seem to think), followed by a dark brown wash that works brilliantly to tone down green locomotives. Fresh Engine Oil is a superb evocation of the generic lubricant sheen that got everywhere on the running gear of steam engines and first-generation diesels alike, there is a black pigment (actually a very dark charcoal grey) with many applications; and a Russian Earth powder ideal for creating subtle tonal variations on locomotives and rolling stock alike. The set might seem expensive but with the tiny quantities we use in weathering, it will last you almost indefinitely. (TS)



THE DETAILS

Manufacturer:	www.migjimenez.com
Cat No:	7146
Description:	Mig Jiminez Civil Engines weathering set
Price:	£18.99

Hornby delivers Sentinel version 2.0

THE DETAILS

Manufacturer:	www.hornby.com
Cat No:	R3354
Description:	Sentinel 0-4-0 diesel shunter, maroon
Scale:	'OO'
Price:	£55.99
Era:	5-7
DCC:	DCC ready, 4-pin socket
Couplings:	Small tension locks in NEM pockets

THE DELIGHTFUL and characterful Sentinel diesel shunter introduced by Hornby in 2014 is back – and in a new format with outside coupling rods offering a second version of this attractive shunting engine.

The first batch from Hornby was delivered as four-wheel shunters while the new version is an 0-4-0 with larger driving wheels under an otherwise identical exterior to the original models. Our sample was finished in lined maroon as *Barabel* with black and yellow chevrons on the bufferbeams and lower side panels. *Barabel* is also joined by a Wabtec black liveried example with

the new chassis arrangement.

Detailing and finish matches, if not exceeds, the standards of the original four-wheel shunters with the body paint having good density and crisp edges between all colours. The model also includes

static buffers, an etched metal grille behind the bonnet fronts, replacement covers to swap for the factory fitted tension locks and basic cab interior detail too.

The chassis in our sample was an excellent performer operating

smoothly and silently throughout the speed range straight from the box. Equally impressive is this tiny model's haulage capacity – our sample walking away with a 25 wagon goods without even the slightest hesitation.



'OO' GAUGE

BR green '205' thumps' onto the shelves

Kernow Model Rail Centre's Bachmann 'OO' gauge Class 205 Diesel Electric Multiple Unit (DEMU) is now available in BR green with small yellow warning panels.

Finished as two car unit 1121, the prototype was built at Eastleigh Works in 1958 for use in East Sussex and Kent before its return to Hampshire for use on the

steeply graded Mid-Hants line between Alton and Winchester.


The pack contains a Driving Motor Brake Second (DMBS) and Driving Trailer Composite Lavatory (DTCL) decorated in the livery it carried for a short period in the mid 1960s, which correctly features the inverted black triangle on the cab front of the DMBS together with exquisite BR

coach roundels on each side. Neat yellow stripes are applied above the First Class compartments of the DTCL while other neat touches include fine air horns, roof panel lifting points and guard's periscopes.

A great addition for 1960s Southern Region modellers. (MC)

THE DETAILS

Manufacturer:	www.kernowmodelrailcentre.com
Cat No:	31-236X
Description:	Class 205 1121, BR green with small yellow panels
Price:	£210.00
Era:	5
DCC:	DCC ready, 21-pin socket
Couplings:	Small tension locks in NEM pockets



'OO' GAUGE

For digital users the Sentinel represents more of a challenge. It has a 4-pin decoder socket located under the cab interior and Hornby produces a dedicated 4-pin decoder (Cat No. X9659) specifically for this model. It is possible to install

other decoders – and even sound – with modification as shown in Paul Chetter's feature in HM81.

This is a superb update to the Sentinel range which gives the model even more character than before. (MW)

'OO' GAUGE

Maidstone PD2/12

The relatively new Oxford Omnibus collection has expanded with the arrival of the Leyland Titan PD2/12 in Maidstone and District green and cream. It is the fourth newly tooled 1960s period bus model to be produced by Oxford.

The PD2 series launched in 1927 with construction continuing until 1969. The PD2/12 variant was introduced in 1950 and featured an 8ft wide body and vacuum brakes. Chassis and body were built by Leyland.

The Oxford model is superbly turned out in the immaculate green and cream livery of Maidstone and District with a superbly detailed body casting which includes exterior panel detail, an open rear platform with staircase, separate front wings, full interior detail and rubber wheels. For those wishing to add




a driver and passengers the lower deck can be dismantled with the removal of two screws, making it a two minute job to gain access. The upper deck is more complex as it is fixed in place with metal fixings.

The addition of the PD2/12 is an excellent choice by Oxford with many livery options and with the quality and detail of the body tooling – and its good value price of under £20 – this is sure to be a highly popular model that will grace many model railways. (MW)

THE DETAILS

Manufacturer:	www.oxforddiecast.co.uk
Cat No:	76PD2001
Description:	Leyland Titan PD2/12, Maidstone and District
Scale:	'OO'
Price:	£18.95
Era:	4/5

'OO' GAUGE

Crosti '9F' appears in later guise

New from Hornby is the second version of its new 'OO' gauge Railroad Crosti boilered '9F' 2-10-0 (HM100) in BR black with late crests. This second version features the smoke deflector fitted to the blastpipes on the right-hand side of the locomotive in a bid to prevent the exhaust from engulfing the cab, which had caused visibility issues for crews.

Whilst the model's deflector is finely moulded and certainly

looks the part, Hornby has chosen to model Crosti '9F' 92023, which featured a longer deflector than its classmates. Decoration is up to Hornby's usual high standards, featuring an evenly applied BR black paint finish with crisply applied numbers, 16D shedplates and BR late crests – although it proved difficult to find evidence that this locomotive carried late crests in its modelled form before it was rebuilt to conventional operation.

THE DETAILS

Manufacturer:	www.hornby.com
Cat No:	R3274
Description:	BR Crosti '9F' 2-10-0 92023, BR black, late crests
Scale:	'OO'
Price:	£119.99
Era:	5
DCC:	DCC ready, 8-pin socket
Couplings:	Small tension locks in NEM pockets

Fitted with an 8-pin DCC decoder socket, a small pack containing

brake pipes and a small tension lock coupling is also included. (MC)

PHONE/ORDER HOTLINE

(0114) 2551436

Open 9:00am - 5:00pm

24 Hr Answerphone service for orders



RAILS OF SHEFFIELD

SHOP OPENING HOURS:

9:30am - 5:00pm

Monday - Saturday

Free parking outside the door!

HORNBLY

FULL RANGE STOCKED AT BARGAIN PRICES

R3185	South Eastern 'Sir Chris Hoy' Class 395 Javelin Train Pack	£124.50
R3203	BR 4-6-2 'Okehampton' West Country Class - Late BR	£132.95
R3223	BR Black 2-8-0 42XX Class Locomotive	£94.50
R3224	BR Black 2-8-0 52XX Class Locomotive	£94.50
R3227	BR Black 2-8-0 Class O1 Locomotive 63663	£115.50
R3229	BR 4-6-0 'British Monarch' 4000 Class	£104.50
R3233	LNER 4-4-0 D16/3 Class - Pre 1948 Locomotive	£96.50
R3234	BR 4-4-0 D16/3 Class - Early BR Locomotive	£96.50
R3235	BR 4-4-0 D16/3 Class - Early BR (1948) Locomotive	£96.50
R3239	BR 0-6-0 700 Class Drummond - Late BR Loco 30315	£96.50
R3240	BR 0-6-0 700 Class - Early BR	£96.50
R3243B	BR 2-6-0 62064 K1 Late BR	£114.50
R3257	BR 2-BIL 2 Car Electric Multiple Unit Train Pack	£113.95
R3259	BR 2-BIL 2 Car Electric Multiple Unit Train Pack - NRM	£104.00
R3261	Network Rail 0-6-0 Class 08 417 Diesel Shunter	£87.50
R3262	DCR A1A-A1A Diesel Class 31452 Locomotive	£142.50
R3263	BR Co-Co Diesel Electric 'Vanguard' Class 50 024	£129.95
R3277	RailRoad GWR 'County of Devon' County Class	£61.50
R3301	BR Green 4-6-0 'Earl of Mount Edgumbe' 4073 Castle Class 2014 Loco	£127.50
R3303	BR 4-4-0 D16/3 Class - Early BR, Weathered	£96.50
R3304	BR 0-6-0 Drummond 700 Class - Early BR, Weathered	£101.50
R3310	BR 4-6-2 'Bude' West Country Class - Late BR	£124.50
R3311	BR 4-4-0 'Westminster' Schools Class - Early BR	£119.50
R3312	BR Green 4-6-2 'Minoru' A3 Class - BR 1955	£144.50
R3313	LMS 0-6-0 4F Class - LMS Unlined Locomotive	£87.50
R3315	BR Black 4-4-0 Fowler 2P Class - Late BR Loco	£87.50
R3316	S&DJR 4-4-0 Fowler 2P Class Locomotive	£87.50
R3318	BR 4-6-0 'Gilwell Park' B17/3 Class - Early BR Locomotive	£116.50
R3320	BR Blue 4-6-2 'Golden Eagle' A4 Class - Early BR Locomotive	£127.50
R3324	LNER 0-6-0 T J50 Class Locomotive	£69.50
R3336	LNER 4-6-2 'Flying Scotsman' A3 Class - NRM 2015 Rededication	£149.50
R3340	BR 2-HAL 2 Car Electric Multiple Unit Train Pack	£114.50
R3343	First Great Western Class 08 822 Diesel Shunter 'John'	£94.50
R3345	Freightliner Co-Co Diesel Class 66504	£61.50
R3346	DB Schenker Co-Co Diesel 'Marco Polo' Class 92	£70.50
R3347	EWS Co-Co Diesel 'Wagner' Class 92019 Electric Loco	£71.50
R3348	EWS Bo-Bo Diesel Electric Class 67 016 Loco	£124.50
R3351	Northern Rail Diesel Class 153 Diesel Loco	£79.50
R3352	FGW Diesel Class 153 Diesel Loco	£79.50
R3353	Balfour Beatty 4wDH Sentinel	£49.50
R3354	Barabell 0-4-0 Sentinel Locomotive	£49.50
R3355	Wabtec 0-4-0 Sentinel Locomotive	£49.50
R3365	East Coast Trains Bo-Bo Electric Class 91 120 Loco	£79.50
R3380	LNER 0-6-0 '7510' J15	TBA

BACHMANN

FULL RANGE STOCKED AT BARGAIN PRICES

30-048	The Highlander Digital Sound Train Set	£250.71
30-325	Ambulance Train No.40 Train Pack	£124.50
30-525	The Shakespeare Express Train Pack	£195.45
30-575	The Railway Children Train Pack	£110.46
31-003A	Robinson Class 04 6184 LNER Black	£96.50
31-029	Class 166 Networker 3 Car DMU #166204 Thames Trains	£96.50
31-040	Class 450 4-Car EMU 450073 South West Trains	£96.50
31-041	Class 450 4-Car EMU 450127 South West Trains Weathered	£96.50
31-061	LNER J72 Class 69001 BR Black Early Emblem	£118.96
31-088	3200 (Earl) Class 9028 BR Black Early Emblem	£127.46
31-119	BR Standard Class 4MT #75035 BR Black L/Crest - Weathered	£90.06
31-168	OO Scale L&YR 2-4-2 Tank 10713 LMS Crimson	£90.06
31-169	OO Scale L&YR 2-4-2 Tank #41243 BR Lined Black Early Emblem	£90.06
31-214	Patriot Class 4-6-0 'Giggleswick' #45538 BR Green Early Emblem	£131.71
31-433	Midland Class 1F 1739 LMS Black Open Cab	£81.56
31-434	Midland Class 1F 41803 BRITISH RAILWAYS Black	£81.56
31-440	lvatt Class 2MT 2-6-2 Tank #41243 BR Lined Black Early Emblem	£106.21
31-441DC	lvatt Class 2MT 2-6-2 Tank #41291 BR Lined Black Late Crest	£106.21
31-517DS	Class 158 2 Car DMU #158849 Regional Railways "SOUND"	£99.50
31-591	Class 70 70805 Colas (Air Intake Modifications)	£106.21
31-614	Class V3 Tank #67609 BR Lined Black Late Crest Cranked Pipes	£118.96
31-679	Type AL5 Electric #E3095 BR Electric Blue Small Yellow Panel	£99.50
31-781	Modified Hall 7903 Foremark Hall	£99.50
31-920	H2 Class Atlantic 4-4-2 2426 'St Alban's Head' SR Olive Green	£97.71
31-921	H2 Class Atlantic 4-4-2 32424 'Beachy Head' BR Black Early Emblem	£97.71
32-034A	Class 20 20141 BR Green Full Yellow Ends Weathered	£97.71
32-038DS	Class 20 #20124 BR Blue Indicator Disks - Weathered - SOUND	£195.46
32-044	Class 20 #D8028 BR Green Indicator Disks with Tablet Catcher	£93.46
32-065	Class 43 'Warship' #D865 'Zealous' D865 BR Maroon Yello Panel	£118.96
32-066	Class 43 'Warship' 'Pegasus' #D835 BR Green Yellow Panel	£118.96
32-085	Class 56XX #6639 BR Black Early Emblem	£76.46
32-279A	K3 Class 1304 LNER Lined Black	£101.96
32-281	K3 Class 61862 BR Lined Black Early Emblem	£101.96
32-285	Class 101 2 Car DMU BR Green with Speed Whiskers	£127.95
32-286	Class 101 2 Car DMU BR Green with Yellow Warning Panel	£127.95
32-286A	Class 101 2 Car DMU BR Green Yellow Warning Panel Wethrd	£144.46
32-331	Class 25/1 #25043 BR Green Full Yellow Ends - Weathered	£89.21
32-440	Class 24/1 D5135 BR Green	£93.46
32-442	Class 24/1 #24137 BR Blue	£93.46
32-680	Class 45 #45036 BR Blue Split Centre Head Code	£101.96
32-762DS	Class 57/3 'The Hood' #57312 Virgin - Weathered - SOUND	£203.96
32-763	Class 57/3 'Pride of Crews' #57309 DRS Compass Blue	£106.21
32-784	Class 37/0 #37242 Mainline Blue Centre Head Code - Wethrd	£106.21
32-785DS	Class 37/0 #37254 BR Departmental - Weathered - SOUND	£203.96
32-786	Class 37/0 #37174 EWS Domino Head Code - Weathered	£106.21
32-992	Wickham Type 27 Trolley Car BR Engineers Yellow	£67.96
32-993	Wickham Type 27 Trolley Car BR Engineers Yellow Wasp Stripes	£67.96
35-026	Class 94XX Pannier Tank 9487 BR Black Early Emblem	TBA
35-075	Class E4 0-6-2 #579 LBSC Umber	£87.50
35-077	Class E4 0-6-2 #32556 BR Black Early Emblem	£87.50
35-078	Class E4 0-6-2 #32500 BR Black Late Crest	£87.50

GRAHAM FARISH

FULL RANGE STOCKED AT BARGAIN PRICES

370-080	'Countryside Coal' Digital Train Set	£140.21
370-300	Landscape Train Collectable Train Pack	£89.21
370-400	Longmoor Military Railway Train Pack	£118.96
370-500	Cumbrian Mountain Express Collectable Train Pack	£131.71
371-110	Class 31 #D5563 BR Green - Directional Lighting	£94.50
371-111	Class 31 #D5596 BR Green Sm Yel Panels - Directional Lighting	£94.50
371-112	Class 31 #31173 BR Blue - Directional Lighting	£94.50
371-168	Class 37/5 #37506 Railfreight Red Stripe	£95.50
371-180	Class 40 D211 'Mauretania' BR Green Indicator Discs	£95.50
371-181	Class 40 D369 BR Green Centre Head Code Small Yellow Panel	£95.50
371-286	Class 55 'Kings Own Yorkshire Light Infantry' #D9002 BR Grn SYP	£95.50
371-287	Class 55 'Prince of Wales's Own Regiment of Yorkshire' #55005 Blue	£95.50
371-330	Class 150/1 #150128 First Great Western	£123.21
371-358	Class 60 60021 Colas	£101.96
371-384	Class 66 #66209 EWS - Weathered	£99.50
371-396	Class 66 (Low Emission Variant) 'Interhub GB' #66731 GBRf	£95.50
371-454	Class 37 #D6827 BR Green Centre Headcode - Weathered	£99.95
371-455	Class 37 #37251 BR Blue - Weathered	£99.95
371-456	Class 37/0 #37133 BR Grey & Yellow (Dutch)	£95.50
371-464	Class 42 Warship 'Onslaught' #D832 BR Green	£94.50
371-635	Class 70 Powerhaul #70006 Freightliner	£95.95
371-656	Class 57 #57312 Network Rail Yellow	£95.50
371-876DS	Class 108 2 Car DMU BR Blue	£123.21
371-880	Class 108 2 Car DMU BR Green Small Yellow Panel	£123.21
371-987	Class 64xx 0-6-0 Pannier Tank #6400 BR Lined Green Late Crest	£76.46
372-060	Midland Class 4F #43924 BR Black Late Crest Fowler Tender	£87.95
372-061	Midland Class 4F #3851 LMS Black Johnson Tender	£87.95
372-062	Midland Class 4F #43875 BR Black Early Emblem Johnson Tender	£87.95
372-138	Class 5 #5190 LMS Plain Black	£103.50
372-139	Class 5 #45206 BR Lined Black Early Emblem	£111.50
372-310	Merchant Navy Class #35024 'East Asiatic Company' BR Blue E/E	£127.95
372-311	Merchant Navy Class 35023 Holland-Afrika Line	£127.95
372-312	Merchant Navy Class #35028 'Clan Line' BR Green Late Crest	£127.95
372-313	Merchant Navy Class 35021 New Zealand Line	£127.95
372-385	Class A2 'AH Peppercorn' #525 LNER Apple Green	£127.95
372-388	Class A2 'Blue Peter' #60532 BR Lined Green Late Crest	£135.96
372-400	Class 39 #1856 LNER Lined Black Flat Sided Tender	£87.50
372-536	Class 4MT Tank #80119 BR Lined Black Late Crest	£97.71
372-578	Rebuilt Royal Scot 'Royal Scot' #6100 LMS Crimson (Preserved)	£118.96
372-579	Rebuilt Royal Scot 'Royal Ulster Rifleman'	£127.46
372-625	#46122 BR Green Late Crest - Heavily Weathered	£95.50
372-626	lvatt Class 2MT #46521 BR Lined Green Late Crest	£95.50
372-653	lvatt Class 2MT BR Lined Black E/E Locomotive 46440	£103.95
372-725	BR Standard Class 4MT #76079 BR Lined Black Early Emblem	£103.95
372-725	BR Standard Class 5MT 73068 BR Lined Grn Late BRIC Tender	£103.50
372-825	LNER J72 Class 8680 LNER Lined Green	£96.50
372-826	LNER J72 Class 69001 BR Black Early Emblem	£96.50
372-827	LNER J72 Class 69028 BR Black Late Crest	£96.50
372-930	N Class 2-6-0 #1406 SR Olive Green Slope-sided Tender	£99.95
372-931	N Class 2-6-0 #31844 BR Black Early Emblem	£99.95
372-932	N Class 2-6-0 #31811 BR Black Late Crest	£99.95
372-933	N Scale N Class 2-6-0 810 SWCR Grey	£99.95

RAILS BLACK LMS LIMITED EDITIONS

31-999Y	LMS Twins Wooden Box Set containing 10000 & 10001 in Black/Chrome	£299.99
31-999X	LMS Twin Loco 10001 in BR Black with Chrome trimmings and no emblem	£134.99

UK POSTAL RATES: £4.00 (1st Class), £4.50 (1st Class Recorded), Special Delivery £8.50 next day delivery inc Saturdays by 1:00pm (orders must be placed before 2:00pm on date of despatch), £7.50 per parcel over 2kg sent via Parcelforce courier for next day delivery inc Saturdays (orders must be placed before 3:00pm on date of despatch). This excludes post codes: IV, HS, KA27-28, KW, ZE, PA20-78, PH17-50, BT, IM, TR21-25, JE-GY and PO31-41 which will be charged at £12.

WORLDWIDE POSTAL RATES: Postage charged at cost sent via Royal Mail Airmail under 2kg, Parcelforce over 2kg. (Air freight and international signed for available on request).

Non EEC countries are VAT deductible. New releases may be booked in advance.

All mail order or telephone orders despatched immediately with an immediate refund or follow-on option on 'Out of Stock' items. Please advise with your order.

All goods are either in stock or on order.

By Car: From M1 South, Junction 29, follow A617 to Chesterfield then A61 to Sheffield.

From M1 North, Junction 33, follow Parkway then A61 Chesterfield Road.

By Bus: From Midland Station/Transport Interchange catch No 53 (Lowdges) bus to Albert Road (approximately 2 miles).

PRICE PROMISE

We guarantee the price of our forthcoming releases for Locomotives, coaches and wagons to be at least 10-25% less than the RRP at the time of release. We also offer large discounts on many of our railway accessory ranges.

We continually monitor other retailers to ensure that our prices are always competitive.

JUST LOOK FOR THE



Colour coding:

No DCC

DCC READY

DCC Fitted/Sound

PLEASE NOTE:

All items currently in stock are despatched immediately.

Forthcoming releases will be despatched immediately upon release.

If your order contains both current items and forthcoming releases then these will be despatched separately and subject to separate delivery charges.

DAPOL AT BARGAIN PRICES

N GAUGE OO GAUGE O GAUGE

GOLD STAR STOCKISTS

FULL RANGE STOCKED

Call us or see our website for more details and bargain prices

ESU Loksound AT BARGAIN PRICES

V4.0 Steam Sound Decoder with Speaker Classes A4 Pacific, A1/A2 Pacific, A1 Pacific 'Tornado' £94.50
GWR Pannier 57xx, GWR Manor 78xx, BR/LMS Mogul, 4MT Tank, Jubilee, BR/LMS Fairburn, Ivatt Class 4, 3F Jinty, Bulleid Pacific

V4.0 Diesel Sound Decoder with Speaker Classes 03/08/20/24/25/31/37/40/43 HST/44/45 £94.50
47/50/52/55/57/66/67/108 DMU/158 Sprinter
DCCSFT Fitting service for all OO gauge Steam Classes £25.00
DCCDFT Fitting service for all OO gauge Diesel Classes £20.00

All sound decoders are available with either 8 or 21 pin connectors, several of the steam decoders are suitable for use in other locomotives. See our website for more details.

50010 ECoSBoost ext Booster 4A DCC/MOT/ISX/mfx £197.50
50011 ECoSBoost ext Booster 8A DCC/MOT/ISX/mfx £369.50
50095 ECoSDetector Extension Module - 32 outputs £42.50
50200 ECoSCommand Station (2nd Gen) 15-21V & Colour Touchpad £499.99
50300 Navigator Digital System Wireless IR Handset & Base Station £258.50

DECODER FITTING SERVICES

DCCFIT6 DCC Decoder fitting service for N gauge 6 pin DCC Ready locomotives £29.50
DCCFIT8 DCC Decoder fitting service for OO gauge 8 pin DCC Ready locomotives £29.50
DCCFIT21 DCC Decoder fitting service for OO gauge 21 pin DCC Ready locomotives £29.50

The charges for our fitting services are inclusive of the cost of the decoder which will either be a Hornby 4 or Bachmann 3 function decoder chosen at our discretion.

HELJAN AT BARGAIN PRICES

OO GAUGE O GAUGE

FULL RANGE STOCKED

Call us or see our website for more details and bargain prices

9000 Metropolitan Bo-Bo Electric 17 in Metropolitan livery £107.00
9001 Metropolitan Bo-Bo Electric 9 John Milton £107.00
9002 Metropolitan Bo-Bo Electric 1 in Wartime grey £107.00
9003 Metropolitan Bo-Bo Electric 8 "Sherlock Holmes" £107.00
9004 Metropolitan Bo-Bo Electric 5 "John Hampden" in London Transport livery £107.00

DAPOL AT BARGAIN PRICES

Dapol 'O' Gauge Terrier

75-010-004 Terrier A1X LBSC Improved Green Thames £199.95

PHONE/ORDER HOTLINE

(0114) 2551436

Open 9:00am - 5:00pm

24 Hr Answerphone service for orders



GAUGEMASTER AT BARGAIN PRICES

DCD-ADS8FX DCC Concepts DCD-ADS8FX COBALT Solenoid Accessory Decoder (8 output) £64.00
DCD-ADS2FX DCC Concepts DCD-ADS2FX COBALT Solenoid Accessory Decoder (2 output) £16.95
DCC01 Prodigy Express Package £119.95
DCC02 Prodigy Advance Package £209.50
DCC03 Prodigy Advance 2 Wireless Starter Set £359.50
DCC13 Prodigy Advance 2 Wireless Walkaround £144.50
DCC14 Prodigy Advance 2 Backlit Walkaround £99.00
DCC23 6 Pin N Gauge Plug-in Decoder £21.00
DCC27 OMNI 21 & 8 Pin Decoder £15.95
DCC30 Accessory Decoder £46.75
DCC40 Auto Reverse Module £31.50
DCC51 Prodigy Wireless Conversion Set £199.50
DCC55 Prodigy Advance Wired Computer Interface Cable £40.50
Model D Twin Track Controller £67.50
Model Q Four Track Controller £124.50
PM1 Point Motor with Accessory Switch £4.25
PM2 Point Motor £3.50
PM4 Point Motor Self Latching with Switch £4.95
100M Single Power Controller £67.95

PECO AT BARGAIN PRICES

FULL RANGE STOCKED

All Gauges Track and Accessories

Call us or see our website for more details and bargain prices

DJ MODELS AT BARGAIN PRICES

Advance Orders Now Being Taken

for the new DJ Models Range

Call us or see our website for more details and bargain prices

ALSO STOCKED AT BARGAIN PRICES


In addition to full ranges from all the manufacturers featured here we also offer full ranges from:



WOODLAND SCENICS
The World Leader in Model Scenery



and many more. If you can't find the product you are looking for on our website then please contact us and we can order it in for you.

Check out our  stores to see what discontinued and rare items we have on offer and for your chance to pick up a second-hand bargain today.

Visit: <http://stores.ebay.co.uk/Rails-Of-Sheffield>

Visit: <http://stores.ebay.co.uk/The-Rails-of-Sheffield-Vault>

MODEL RAILWAYS BUY - SELL - EXCHANGE ANY GAUGE ANY AGE TOP PRICES PAID

www.railsofsheffield.com

OFFICIAL HORNBY
COLLECTORS CENTRE

Est 1975

FOR MORE SPECIAL OFFERS AND UP TO THE
MINUTE RELEASES VISIT OUR WEBSITE

TELEPHONE/ORDER

HOTLINE

(0114) 2551436

Open 9:00 am - 5:00 pm

24 Hr Answerphone service for orders



RAILS OF SHEFFIELD

SHOP OPENING HOURS:

9:30 am - 5:00 pm

Monday - Saturday

Free parking outside the door!

WANTED

CASH OR PART EXCHANGE

We urgently require collections of any size featuring products from the following manufacturers:



We are always on the lookout for all types of kit built models including Pro-Scale, Nu-Cast, Golden Age Models, Silver Fox Models, Comet Models, David Andrews and Japanese/Korean Brass in addition to all manufacturers above.

Please do contact us if you are at all unsure as to whether we would be interested in your collection.

We value your used models very highly and will pay top prices for all items offered.

We provide a fast, professional and friendly service from our family run business.

Distance is no object and anything is considered.

Please telephone us on 01142 551436, email secondhand@railsofsheffield.com, fax us on 01142 555982 or post your lists to the address at the bottom of the page quoting reference RM2013, all enquiries answered.

RAILS OF SHEFFIELD, 21/29 CHESTERFIELD ROAD, SHEFFIELD, S8 0RL. TEL(0114) 255 1436, 8 LINES. FAX (0114) 255 5982
PHONE/FAX/24 HR ANSWERPHONE FOR ORDERS OUTSIDE SHOP HOURS. EMAIL: info@railsofsheffield.com WEBSITE: <https://railsofsheffield.com> (E & OE)



THE CHRISTMAS MODEL RAILWAY SHOW MANCHESTER 2015 5-6th December



Bounce along to the Barnes Wallis Building just three minutes from Piccadilly train station & tram stop

Be entertained by high quality layouts & treat yourself to models, supplies, books & DVDs

Admission - £8.00 per adult (includes 2 children F.O.C)

Saturday : 10AM - 5-30PM / Sunday : 10AM - 4-30PM

The Barnes Wallis Building, The University of Manchester, Altrincham St, Manchester, M1 7JR

Organised by The Manchester Model Railway Society - www.MMRS.co.uk

Shunter sounds

Is fitting DCC sound in a shunting locomotive with built-in provision really as easy as you'd hope? **PAUL CHETTER** investigates Heljan's new Class 05 diesel shunter and adds a Zimo decoder.

IT CAN BE A CHALLENGE TO INSTALL Digital Command Control (DCC) sound in small shunting locomotives so when a manufacturer claims to have made provision for the fitment of a sound decoder this offers the prospect of a simple and well documented installation.

The subject of this month's digital sound installation is Heljan's first foray into diesel shunters – the Hunslet Class 05 which was reviewed in full in HM99. The model features

a 6-pin DCC decoder socket and in the instructions it states that space has been provided for fitting of a decoder and speaker.

From the outset, it is clear that the only free space where a speaker can be installed in the 05 is within the cab. After a full survey of potential spaces, this is confirmed. The instructions mention a 'speaker position' in the cab floor which appears to be the only feature designed specifically for sound installation.

I removed the cab by gently prising it upwards, releasing the tabs which held it in place. After releasing two screws towards the front of the chassis I lifted the engine room moulding clear. This revealed a printed circuit board (PCB) including a 6-pin decoder connector accommodated in a shallow, narrow compartment at the top of the engine room. The metal casting which holds this is held by three screws and also provides

positive location for the motor below.

Without it fitted tightly in place, the gears will not mesh and the model will not move.

It is possible to fit one of a number of small format DCC decoders within this space, but direct plug sound decoders are too long. On the face of it, a decoder with harness and 6-pin plug could be connected to the locomotive PCB with the decoder itself accommodated in the cab. Unfortunately, the channel provided to carry wires from the PCB in the engine room to the rear lighting is too narrow to accept the six additional wires linking the decoder to the PCB.

I found that this problem could be avoided since a Zimo MX648 would fit within the engine room if the decoder was hardwired to the locomotive PCB with the 6-pin connector removed from the PCB, and if a few millimetres were milled from each end of the space provided. Bear in mind though that continued use of

With the addition of digital sound Heljan's new Class 05 is a superb model to drive for shunting. Here the completed model brings a set of empty Presflos into Felton Cement Works.



the locomotive PCB or of any 6-pin decoder imposes a restriction on the number of separate Function Outputs which can be utilised.

The Heljan wiring allows all lamps to be extinguished or the illumination of one white lamp at the radiator end plus one red lamp at the cab end, the opposite applying when the locomotive is in reverse. This does not give the correct pattern of illumination for most circumstances, and does not conform to BR rules for shunting engines or station pilots which states that a red and white light are shown at all times during shunting.

With all these problems to overcome I decided the best solution was to dispense with the locomotive PCB altogether. The Zimo MX648 fits comfortably in the engine room without any modification to the metal casting. Helpfully, the required solder pads are together on one face of the decoder, thus reducing overall thickness to a minimum in a situation where this is extremely critical.

In order to achieve this, I disconnected all the wires from the PCB, which was then discarded. To allow the decoder to fit easily it is necessary to remove the thick insulating shrink wrap from the decoder. I chose to solder the locomotive wires directly to the exposed pads on the decoder for a compact result. The accompanying photographs identify the pads and wire colours I connected.

Soldering directly to the decoder is definitely not mandatory. The MX648 is equipped as standard with the nine wires needed. If you are more comfortable joining wires together than soldering direct to the decoder, this will work equally as well, though you will need to be mindful of the quality and quantity of insulation to be used.

In this case, join the red and black pick up wires and the orange and grey motor wires to their respective decoder wires, whilst the blue (common positive) should be joined to the yellow locomotive wires. The two light blue and two green locomotive wires should each be

joined to one of white, yellow, green or brown. The order is not important as each can be 'mapped' later with CV changes, but to follow what I have done, join front green to decoder green, front blue to decoder brown, rear green to decoder yellow and rear blue to decoder white.

Heljan has protected each LED with resistors on their respective lighting boards so that's one thing less to be concerned about. Wired as described, each LED can be controlled individually so any desired pattern available with this combination of lamps can be modelled.

I removed the insulation in the metal casting and replaced it with Kapton tape, carrying it up all surfaces which could possibly short on the decoder. Any slack in the wiring was minimised by kinking the respective wires into 'S' bends. This tidies the job, but retains a little 'give' if anything needs to be moved later. I eased the speaker wires into the channel and through into the cab space.

From experience I know that the Zimo 10mm x 15mm cube speaker is an excellent match for the MX648. It is a compact, complete package with a good dynamic range. There are two heights available so I selected the lower profile version to fit between the cab seats, soldered on the speaker wires and insulated the terminals before fixing to the floor with a spot of mastic.

Following final testing, I replaced the engine room moulding and secured it with the two screws

LIGHTING CONTROL

The following CVs and values will enable correct shunting lamp patterns to be displayed. In the case of BR days that would be all four lamps lit during darkness and times of poor visibility such as fog, falling snow or heavy rainfall.

CVs 33 to 46 all = 0

Rear red lamp

CV 430 = 29

CV 432 = 14

CV 434 = 14

Rear white lamp

CV 436 = 29

CV 438 = 15

CV 440 = 15

Front white lamp

CV 442 = 29

CV 444 = 1

CV 446 = 1

Front red lamp


CV 448 = 29

CV 450 = 2

CV 452 = 2

To put any individual lamp under separate control, replace the value 29 in the respective CV with the F key number of your choice.

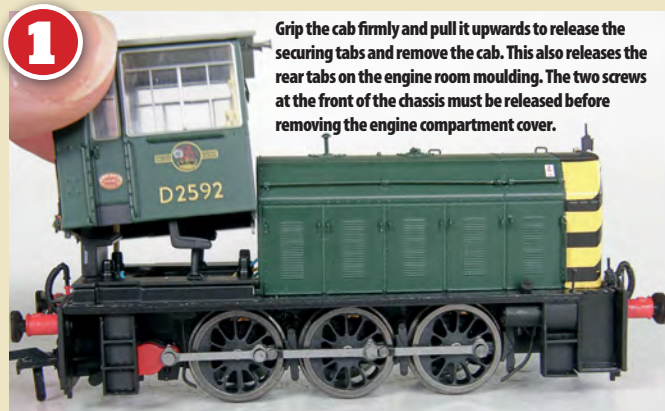
from below, then carefully squeezed the cab into place. In a cramped space such as this one it is more likely that wires or components will be squeezed together so please ensure that all joins are good and all insulation is intact and adequate. I used nail varnish to repair a couple of bare patches on wires attached to the decoder. This is a simple and effective method where flexing will not occur in normal usage.

On the face of it the Class 05 should have been a simple project and, while in some respects it is, it does also require care and attention to detail to ensure that everything goes back together once a sound decoder has been added. It is an impressive model and with the addition of sound it really comes alive too. 

WHAT WE USED


PRODUCT	SUPPLIER	PRICE
Heljan Class 05 Shunter	www.heljan.dk	£129.95
Zimo MX648 Sound Decoder	www.digitrains.co.uk	£92.00
Zimo 10mm x 15mm cube speaker	www.digitrains.co.uk	£8.50

STEP BY STEP INSTALLING DCC SOUND IN A HELJAN CLASS 05




1

Grip the cab firmly and pull it upwards to release the securing tabs and remove the cab. This also releases the rear tabs on the engine room moulding. The two screws at the front of the chassis must be released before removing the engine compartment cover.



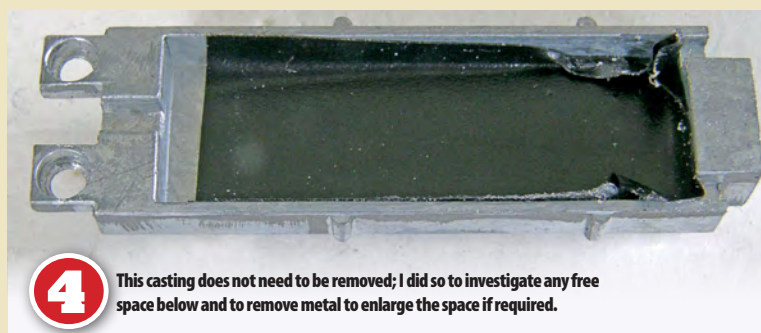
2

This overview shows the general layout of the components as deployed by Heljan.



3

The locomotive Printed Circuit Board (PCB) with blanking plate still inserted into the 6-pin socket is moved to one side prior to the removal of the metal casting which forms the decoder 'container'. This does not need to be removed for a sound installation.




4

This casting does not need to be removed; I did so to investigate any free space below and to remove metal to enlarge the space if required.



5

The search proved abortive but seeing how the motor was secured did highlight the requirement for the casting to be firmly fixed in place to ensure the worm engaged correctly with the gears. Note the transverse grooves.



6

This view of the motor shows the rubber 'O' rings which engage with the grooves in the casting to provide a secure hold on the motor.



7

To provide electrical insulation, I covered all the internal surfaces of the casting with Kapton tape, ensuring the internal corners were fully insulated.




8

I trimmed the excess tape with a scalpel before putting it to one side to await decoder installation.



9

With the cab removed the wiring for the rear lamps is partly exposed.




10

For clarity, the floor moulding with seats attached was removed by gently prising the glue apart with a scalpel blade. The path these wires take is shown in more detail, and the rear lighting PCB can be seen.




11


Looking from the rear with power off, the white LED (on the left of the picture) appears quite yellow whilst on the other side the red LED appears white.



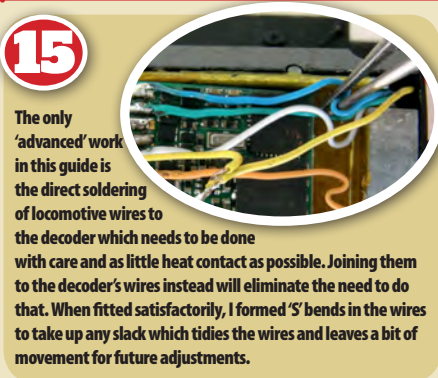
12 I peeled back the black foam to investigate the components on the lighting PCB and confirm the colour coding used for each LED. The green wire is connected to the white LED and there are current limiting resistors for each LED.




13 If this plug is to be connected to the PCB in the engine room and the decoder accommodated in the cab, six additional wires will need to pass through the narrow channel already occupied by other wiring. The picture clearly illustrates the likelihood of that being successfully achieved.




14 This shows both faces of the Zimo MX648 decoder after removing the insulating shrink wrap. The advantage to minimising thickness of having all solder pads on one face is obvious. The wires shown are standard and can be used to join with those of the locomotive wiring scheme.




15 The only 'advanced' work in this guide is the direct soldering of locomotive wires to the decoder which needs to be done with care and as little heat contact as possible. Joining them to the decoder's wires instead will eliminate the need to do that. When fitted satisfactorily, I formed 'S' bends in the wires to take up any slack which tides the wires and leaves a bit of movement for future adjustments.




16 The Kapton tape provides adequate insulation from the metal casting and the engine room roof is plastic. This picture shows the engine room decoder installation complete with the speaker wires channelled safely into the cab space. Fitting a suitable speaker is all that's required to complete the installation.



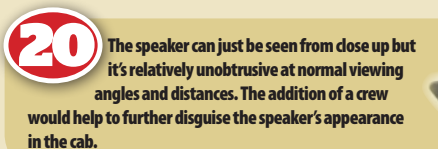
17 Final inspection revealed damaged insulation on some wires. I had been unable to shorten the wires to rectify this problem earlier. Where flexing is not likely to occur, a simple but effective solution is to coat the bared patches with nail varnish.



18 A dry run with the flooring temporarily replaced and a 10mm x 15mm Zimo cube speaker inserted looks about as good as it can be.



19 The speaker wires were soldered into place, the terminals insulated from the metal floor with a strip of insulating tape and the whole secured to the floor with a spot of mastic.



20 The speaker can just be seen from close up but it's relatively unobtrusive at normal viewing angles and distances. The addition of a crew would help to further disguise the speaker's appearance in the cab.



The Airbrush Company Ltd

Quality airbrushes for any budget



SPARMAX

£45 MAX-4



On Sparmax
Airbrushes
& Compressors

ARISM
MINI



£95



neo

for iwata

£60.50



ARISM
£125



iwata

£110



On Iwata
Airbrushes



£255

Compressors, paints, accessories
& airbrush courses



The Airbrush Company

@AirbrushCompany



www.Airbrushes.com

01903 767800

sales@airbrushes.com



Cobalt Alpha

Never before in the history of the hobby has one small electronic device made such a difference...

Whether you choose to drive your trains with DC or DCC, the Cobalt α Alpha Digital Encoder will allow you access to the advantages of digital accessories and let you create control panels fast and with incredibly easy wiring.

Needing only the simplest of connections, the very clever Cobalt Alpha Digital Encoder is super-easy to install and it is extremely simple to connect too, as it needs no soldering. Set-up takes no time at all.


Each has 12 SPDT connection sets and can manage 12 x 2-way digital devices. It doesn't matter if your layout is big or small as you can use just 1... or you can inter-connect more than 100 if you need to!

Control becomes very versatile... and very simple!

Anything you connect is immediately turned into a digital control device. Anything! - Stud and Probe, A diode matrix, a simple push-button, a detector or any form of switch or automation trigger will work.

This clever new product simply converts all kinds of traditional switching methods to "digital input devices" and it lets you connect your control panel to your DC, DCC or ANY kind of layout...

With only TWO wires!



Rhyd

The famous Ffestiniog Railway in North Wales was the catalyst for this 7mm scale narrow gauge layout. **DAVID JOHN** discusses the evolution of his atmospheric 'O-14' layout Rhyd, and sources of prototype building information suitable for modellers in all scales.

PHOTOGRAPHY, NIGEL BURKIN.



IFELL IN LOVE with the Ffestiniog Railway (FR) in the mid 1960s and my parents indulged me by a north Wales diversion on many a holiday or family visits. Secondhand copies of books on Welsh Narrow Gauge railways made up Christmas and birthday presents for many years.

It all seemed so romantic at the time. That a group of brave - I didn't have the words 'idiosyncratic' and 'eccentric' in my vocabulary back then - souls were struggling to rescue this little worn-out railway in a delightful holiday destination was compelling. The 'OO' gauge layout in the garden shed could no longer cut the mustard.


My first model was a 'bug box' to no recognised scale - and, if truth be told no recognisable prototype either! But I did

learn the need for prototype information, drawings and photographs. The Merioneth Railway Society's models were appearing in the model press from time to time and gave me the impetus to start building the Welsh narrow gauge in 16mm:1ft scale. It does not take long to build enough 16mm scale models to prove that an indoor layout is going to be too small, so a move was made into the garden. It was a move I was lucky to survive as my first steam locomotive overturned incinerating my mother's fruit bushes - who knew fruit wood could burn so well?

Anyway, through the 16mm world I made many friends and inspirational modellers of matters narrow gauge in general and the Ffestiniog in particular. Many happy years were spent building and running »

STATISTICS

Owner:	David John
Scale:	'O-14'
Length:	6ft 6in (scenic section)
Width:	2ft 5in (scenic section)
Track:	Handbuilt
Control:	Analogue
Period:	Ffestiniog Railway, 1950s and 1960s

 Fairlie's first successful double-Fairlie locomotive *Little Wonder* draws into Rhyd with a mixed rake of vintage carriages. In the real world this pioneering narrow gauge locomotive was dismantled in 1882.





The Ffestiniog Railway is famed for its gravity operated slate trains which travel down the line from Blaenau using gravity alone. A rake of wagons enters Rhyd.

Ffestiniog inspired models of improving accuracy, although building a new garden railway every time we moved house was a thankless task. The last 'great project' was a continuous run, with three stations where each lap was around a scale mile. Then we moved again and I knew my 16mm modelling days were over.

CHANGE OF SCALE

About the same time as that decision was made, we were on holiday in Pothmadog and my wife Michelle announced that the double Fairlie *David Lloyd George* was her favourite locomotive. I then bought a 7mm:1ft scale Wrightlines kit for *Merddin Emrys*. Boston Lodge kindly supplied me with a copy of the works drawings and with a heavily modified footplate and sidetanks, scratchbuilt cab and bogies, hand turned domes and the assistance of Brian Love it emerged from the works only 12 years later! I was hooked and a whole railway of 7mm models has followed since.

With the growing collection I started thinking about a layout on which to run them. The biggest problem of modelling the FR is that the trains are so long. In the early days they were long because of the vast amount of slate traffic moved; now they are long due to the number of tourist coaches. This meant, in turn, that all the stations were too long for me to make a convincing model. I did toy for a while with an almost scale version of Dyfws in Blaenau, and the first two baseboards were started – we had a barn with a clear 24ft run – but needless to say we moved house again and have never been able to find 24ft

again. So something smaller, manageable and yet convincing had to be found.

Two of the major outside influences on Rhyd have been Roy Link and Iain Rice. I have known Roy for many years and at the time of purchasing the double-Fairlie kit he was launching his 'O-14' range – 7mm scale models running on 14mm gauge track – of small industrial narrow gauge prototypes. Although he was reluctant to recommend his new

standards for main line use we could see no real reason why they would not work.

Time and experience have proved that assumption correct – the only changes I have made to Roy's original standards are to widen the gauge on curves to 14.2mm. Roy also introduced me to the idea of an 'album' layout – one that is designed as much, or even more so, to show off and display the stock as for operation.

Iain Rice was promoting a new (to me)



The driver of the Thames Trader takes a break while he waits for his load of bagged coal to be prepared for onward movement.



**Ex-Penrhyn
Quarry Hunslet
2-4-0STT *Blanche* enters
Rhyd. All of the buildings
are scratchbuilt.**

theatrical approach to displaying a model railway, complete with a higher viewing level, proscenium arch, wings, lighting, and curtain stage and I was fascinated – reminding me of my long-ago involvement with youth theatre. Having decided that this was the way I wanted to display my model Iain then produced a track plan called Pont Croesor – a fictitious station on the (then abandoned) Welsh Highland Railway.

So I had my plan, a slightly tweaked Pont Croesor with theatrical presentation designed to be convincing in photographs

of my Ffestiniog stock that while being a freelance setting somehow shouted North Wales to the viewer. No thought had been given to Rhyd being exhibited in those days; it was designed to be transportable – in that it had to move house with us – but did not contain all the cleverness of a well-designed exhibition layout. Having got a credible trackplan and a clear idea of the main purpose of the layout I had to somehow create a scene that looked real and that viewers would immediately see as north Wales.

BACKDROP

The starting point was, unusually, the backscene. At the time Rhyd was being built the choices for printed backscenes were limited, hackneyed, clichéd and unconvincing. I'm pleased to say that is no longer the case – some of the new generation of photographic-backscenes are amazing and, if chosen with care, can give a very realistic effect over a wide range of viewing angles. But, as I said, they were not available at the time. »

The convention, to prevent the backscene overpowering the layout, is to set the horizon at eye level and balance any large objects so as to give a harmonious symmetry. I wanted the feel of a village dominated by the surrounding mountains so I found the view I wanted - the National Park car park in the Croesor Valley - and took photographs of the landscape around me and 'stitched' them together.

If you are lucky you can now do this at home using Google Earth to find your vantage point and rotating the camera through 360°. Most digital computer programmes now allow you to join or 'stitch' photographs together and, with care on the horizon level, the effects can be stunning - your local print shop will be able to print out a continuous backscene from a roll of paper at little more than you would pay for a retail item.

However, for Rhyd I wanted the horizon to be higher than normal, so I taped the photographs together, ignoring the perspective effects lower down and transferring the skyline to my smoothed, sealed and flat white backboard. I sketched the outline carefully in pencil and once I was happy with it the scene was blocked in and then detail painted using household paints - mainly acrylic test pots. Care was taken to avoid any potential perspective clashes or anomalies - for this reason the backscene contains neither trees nor houses.



1985 built Baguley/Drewry 0-6-0DH Harlech Castle draws a flat out of the goods shed at Rhyd.

With the backdrop and track in place I could then start filling in the gaps.

STRUCTURES

All the buildings modelled on Rhyd exist, lifted blithely from their settings and put together to try and capture the feeling of a real location. I was lucky enough to find scale drawings for two of the buildings, the slate mill and the goods shed. Even when using a

'proper' starting point don't be afraid to make changes to suit your location.

The little red brick block instrument shed is based on a real but long-gone building at Stesion Fain, the London & North Western Railway's Exchange Station, in Blaenau - in this case enough photographs existed for me to make a reasonable attempt at a scale drawing using the method of counting bricks. It is actually less daunting than it sounds - roughly four bricks high



Even modelled in 7mm scale, the scenic section of Rhyd occupies just over 6ft in length. Little Wonder pauses at the station after arrival with a passenger working.



equals 1ft in your chosen scale and four bricks wide equals 0.5in in 4mm scale.

The chapel, the one at Beddgelert now the Tourist Information Centre, and the terrace house behind the slate yard, were photographed square on and reduced to a scale drawing on a computer – see Panel. The other buildings were built from a variety of sources; photographs, not only books of the area but using images on both Google and Flickr and the websites of local estate agents. The latter, particularly for larger properties, have key dimensions which allow you to make reasonable estimates as to the size of the building.

English Heritage, Scottish Heritage, CADW (similar to the other two but for Wales) all maintain a database of buildings of interest and are worth contacting if you are interested in a particular building. 25in:1 mile Ordnance Survey maps and Rating Diagrams, held by local authorities, will give you the 'footprint' of a building. Similarly the Land Registry has this information on an increasing number of buildings – often accompanied by photographs and the price they last sold for.

One other useful resource for architectural information are the planning databases held by local authorities, which contain full architects drawings of all properties that have had alteration work done in the last decade or so. »



 **The Simplex was built in 1917 for service in the First World War and is significant in Ffestiniog Railway history as being the first locomotive to work on the revived railway in 1954 at the beginning of its preservation. Here the locomotive prepares to leave the sidings having coupled up to an engineers' flat.**

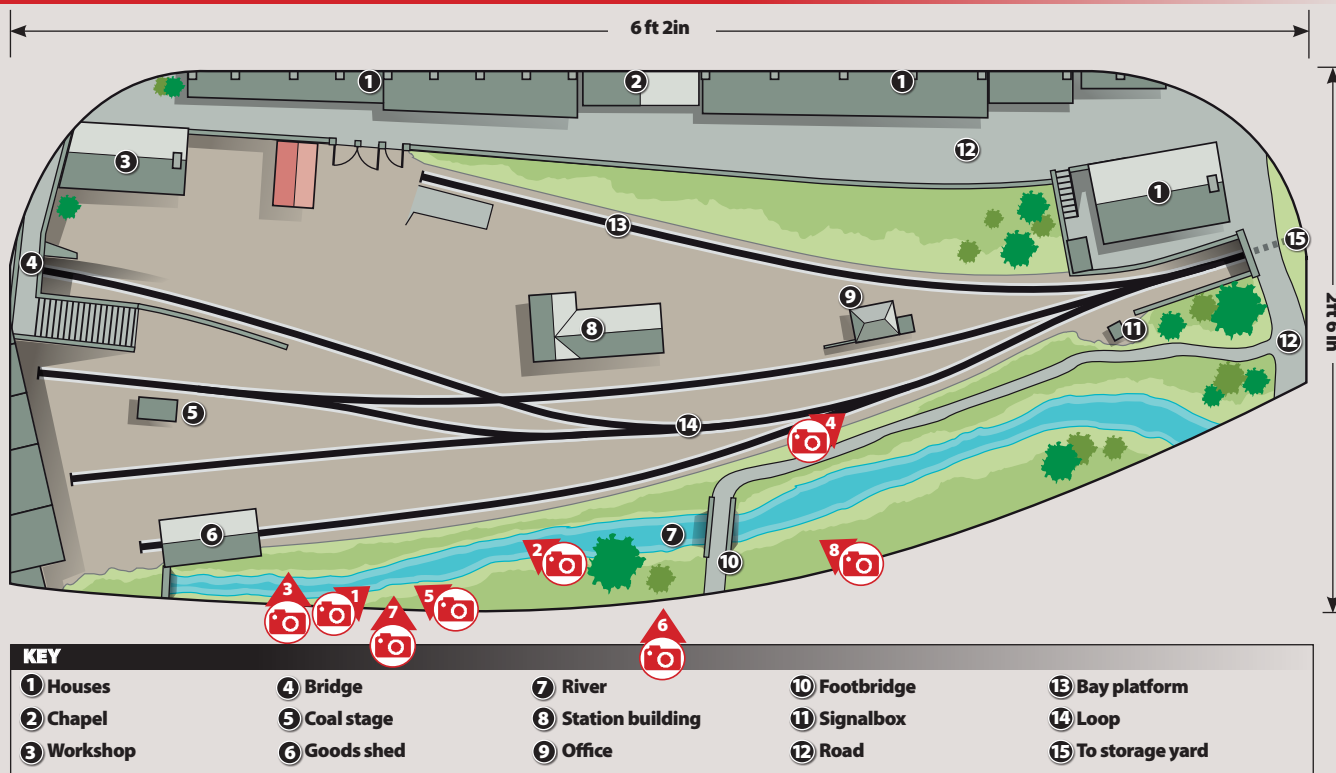
PLANNING DATABASES

All local authorities offer open public access to planning applications. This means if the building in which you are interested has had any major work done in the last decade or so plans will exist. Many authorities have information going back much further. The databases do differ, e-planning or the Planning Portal being the main ones. Both allow searches by building name, postcode or even location on a map. Usually an application is accompanied by a plan, but often side and end elevations, and sometimes before and after drawings. Once you have found the building you want clicking on the Reference Number (usually highlighted) will lead you to a details page,

scroll to the bottom of the page where you will see either a list of documents, or the option to open a list of documents. Scan the list for anything marked 'drawing' and have a look. Be warned though as some of the files are big and can take a while to download. Even if the particular building you want is not listed you may well find similar buildings that will give you much information of value. A word of caution though: the drawings are always copyright and so must not be used for commercial (or even housebuilding) purposes. Also be aware that they are not always 100% accurate – major dimensions will be, but use photographs to cross-check details.



RHYD TRACK DIAGRAM (Not to scale)



BUILDING BEGINS

So armed with all this information on buildings you can now start developing your model. Full size mock-ups can be quickly made from photocopies of the plans, cardboard boxes and a hot glue gun. These enable you to check for that 'rightness' that is hard to define but you know when you see it. And don't forget to plan in three dimensions – nothing looks more sterile and toy like than a model which is dead-flat: even with marshes and plains it is the rise and fall of the land that gives it character, although the more subtle the landform the harder it is to model convincingly. Rhyd is essentially a 'flat' layout but the highest point is some 300mm above the lowest.

You won't always get it right - be prepared to scrap or abandon part - or even fully finished models if they no longer 'fit'. If you are not happy with something at this stage it will trouble you more and more as time goes on. The more houses there are, the more they dominate and for a built up area I start with the houses and design the landscape around them. Where open countryside dominates I do it the other way around, thinking of the landform first and creating suitable 'building plots' later.

When detailing the scene it is essential to reflect local character.

Two examples spring to mind:


■ Field edging made of thin slate slabs on end and wired together is common throughout the slate quarrying areas of north Wales. Slate waste is a cheap and durable material – however, it is a form of construction unknown around the Ffestiniog Railway.

■ I have seen slate roofing where there is a wide variety of colour and shade between

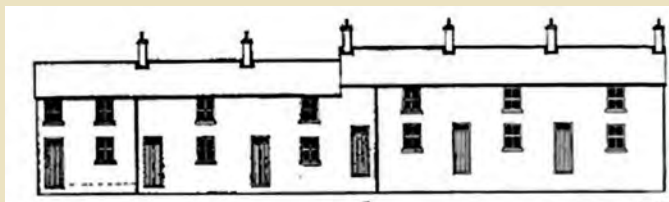
Computer Drawing



A photograph taken square on to a building can often be good enough for modelling purposes - just take care to get the size right in the final printout.



The photograph can be transformed by many computer packages into an outline drawing...



...that can be further manipulated; in my case it was reversed and compressed...



...before being printed out actual size and used as a pattern to cut out the raw material.

the various slates and this always looks 'wrong' to my Welsh eyes, used to an almost monotonous evenness of colour across Welsh slate roofs – I sometimes feel Rhyd is too gaudy in this respect. Getting such details wrong will shatter the illusion you are trying to create.

And did it work? One little story from an exhibition of a conversation Malky, one of the operators, had with a member of the public (MofP):

MofP: "I know that village."

Malky: "Oh, I don't think it's a real place – he just made it up."

MofP: "No, no I grew up there."

Malky: "I'm sure it is not a real place."

MofP: "I was actually born in that room"

– pointing to the house next to the shop!

Building a model from my head convincing enough to persuade someone that they were born there is testimony that, with a little thought and planning, a freelance model can have a sense of place just as much as a model of an actual location. **VEBran**

SEE MORE!
VISIT WWW.RHYD.WEEBLY.COM
FOR MORE ON RHYD



Moelwyn is a Baldwin diesel shunter built in the First World War which first arrived on the pre-preservation Ffestiniog Railway in 1925. Here the 2-4-0DM ticks over in the sidings at Rhyd.



Trains Galore 9 & 10 December



We auction toy and model trains in all gauges by many different makers in at least nine sales a year, rounded off by our special Trains Galore sale on 9 and 10 December 2015. This year, due to high demand, we added in an extra Glorious Trains sale on 15 & 16 April that realised £210,000. Our sales typically include railwayana, 3½in. and 5in. Gauge models, fine scale 0 Gauge and 00 Gauge locomotives and rolling stock, plus commercial models from Märklin, Hornby Series, Bassett-Lowke, Hornby-Dublo, Bing, Carette, ACE Trains, Fulgurex, Aster, Fleischmann, Triang, Hornby Railways, LGB, Bachmann, Trix and Hornby AcHO. We are always taking in consignments for all our sales and are very happy to visit as we travel around the country picking up collections of trains, toys and toy figures.

For further information on our auctions, to consign or to get a valuation, please contact Hugo Marsh or Bob Leggett on + (0)1635 580595 or hugo@specialauctionservices.com

81 Greenham Business Park, Newbury RG19 6HW www.specialauctionservices.com

GREAT GIFTS AT STOCKING FILLER PRICES



Plastic Tree Gift Sets 'N' Gauge
Starter Set:- 8x Trees - £10
Medium Set:- 11x Trees - £15
Large Set:- 17x Trees - £20
Mega Set:- 17x Trees, 1x Small Scatter, 1x Flexi-Hedge and 1x Flower Borders - £25



FLOWER PACKS FROM £3.50



Plastic Tree Gift Sets 'OO' Gauge
Starter Set:- 8x Trees - £15
Medium Set:- 10x Trees - £25
Large Set:- 16x Trees - £50
Mega Set:- 16x Trees, 1x Small Scatter, 1x Flexi-Hedge and 1x Flower Borders - £55

See us at Warley
 Stand D86 NEC
 28th/29th Nov

W: themodeltreeshop.co.uk
 E: sales@themodeltreeshop.co.uk Tel: 01890 819 021
 The Model Tree Shop, 4 David Hume View,
 Chirnside, Scottish Borders, TD11 3SX

My Hermes
 £4.95 P&P
 Royal Mail
 £6.95 P&P

TECHNIQUES, TOOLS AND INSPIRATION TO ACHIEVE REALISTIC EFFECTS

NEW!

WEATHERING

VOLUME TWO

A Hornby Magazine Special Publication

www.hornbymagazine.com

In this brand new Weathering Skills Guide Mike Wild and Tim Shackleton delve into the world of weathering for a second volume offering more than 20 hands on projects, advice for getting started, a buyers guide for airbrushes, essential maintenance. This 132-page special magazine covers all the tips and techniques you will need to develop your own weathered models in scale from 'N' to 'O' gauge and including a wide range of subjects from both the steam and diesel eras.

Features include:

- Airbrush buying guide
- Weathering Hornby's Gresley 'P2' 2-8-2
- Prototype inspirations
- Weathering a Graham Farish Stanier 'Duchess' 4-6-2
- Airbrush maintenance
- Weathering box vans
- Weathering merry-go-round trains
- Weathering freight engines
- Weathering BR blue era locomotives

£6.99 • FULL COLOUR • 132 PAGES

HORNBY magazine **SKILLS GUIDE**

WEATHERING

www.keypublishing.com

VOLUME TWO

www.hornbymagazine.com £6.99

TRADE SECRETS!
WE SHOW YOU HOW!

20
WEATHERING
PROJECTS
INSIDE

PLUS...

■ Airbrush buying guide, techniques and maintenance explained

HORNBY'S 'P2' 2-8-2
Recreating Gresley's legendary 'Mikado'



THE ULTIMATE 'JINTY'
Fowler 0-6-0T weathered in N gauge



CAR TRANSPORTERS
Graffiti effects modelled in OO scale



■ POST-WAR '28XX' ■ BR 'Q1' ■ PARCELS STOCK ■ DB CLASS 67
■ MGR TRAINS ■ LMS GARRATT ■ BLUE DIESELS ■ BOX VANS

JUST
£6.99



Available now from **WHSmith** and other leading newsagents

ALTERNATIVELY, ORDER DIRECT

JUST £6.99 FREE P&P*

1087/15

*Free 2nd class P&P on all UK & BFPO orders. Overseas charges apply.

Free P&P* when you order online at
www.keypublishing.com/shop



Call UK: 01780 480404
Overseas: +44 1780 480404

Monday to Friday 9am-5:30pm

SUBSCRIBERS CALL FOR YOUR £1.00 DISCOUNT!

Private railways

In the days before motor transport was freely available Britain was covered with a network of private railways designed to supply a facility's needs and feed into the national system.

EVAN GREEN-HUGHES takes a look at some of the more unusual examples, some of which still survive today.

WE OWE the development of the railways to the need to carry goods from one place to another and while the main system was built to move products from town to town there was also a need for smaller private operations to either feed the main lines or to take goods direct from the production area to a distribution site. These private railways mostly remained as such throughout their lives, and hosted a variety of interesting workings and rolling stock.

The earliest were built in the form of wagonways to take coal from the colliery down to the nearest river, canal or port from where it could be shipped away for use elsewhere. As the main railway system expanded then some of these wagonways were amalgamated into it

but others remained in the ownership of the collieries and in time grew to become huge systems in their own right. This was particularly the case in North East England with one particularly large system being centred round the collieries of the Ashington area and requiring its own extensive fleet of locomotives to work it.

Colliery railways did not always limit their activities to moving coal. The South Shields, Marsden and Whitburn Colliery Railway was promoted by local industrialists and at first was used to ship limestone from a number of quarries. A coal mine followed and this led to the expansion of the village of Marsden, which had 135 houses and a population of 700. However despite this development many workers still lived in South Shields, but there was no direct road between the two places. Consequently the railway introduced a public passenger

service in 1888, initially for pit workers but later for the public - many of whom used the service at the weekend to get to the coast. Services were worked by second hand North Eastern Railway engines until 1949 when new RSH 0-6-0Ts were purchased. The coaches used were an even more interesting bunch, with Great Eastern and North British six-wheelers lasting until the end. Interestingly this line was the first in the country to be nationalised as it was vested in the National Coal Board in 1947, one year before the rest of the railways were taken into state ownership. Passenger services ceased in 1953 but the line lingered on for another 15 years carrying coal.

Most coal mines had their own internal railway system, and in some cases neighbouring pits were linked with each other and in turn with the main line system or the waterways. At the site of what is »



Amongst the most famous private railways are those built to service collieries and latterly operated by the National Coal Board. An NCB East Fife Area 'Austerity' 0-6-0ST passes Methil West with a train of ancient tipper wagons in 1963. W.J. Verden Anderson/Rail Archive Stephenson.



now the National Coal Mining Museum near Wakefield a line started which linked the then Caphouse and Hope pits to each other. This was extended down the hillside to the Denby Grange Colliery by means of rope worked inclines before rounding the hill to serve a third colliery, the Victoria. A series of locomotive-worked zig-zag inclines reached the bottom of the hill before the line went off to Calder Grove where there was an interchange with the Lancashire & Yorkshire Railway and staithes serving the Aire and Calder Navigation. This system was five miles long from end to end and the lower half of it survived long enough in the hands of the National Coal Board to see diesels employed in the form of redundant British Railways Class 14s.

HEAVY METAL

One industry which still has an extensive private system is the steel industry, with perhaps the largest example being that at the Tata Steelworks at Scunthorpe. A large fleet of internal locomotives is used to service the plant with raw materials and take the finished product away. This includes some very large diesel shunters as well as a Class 20 pensioned off from main line duties. The plant has very extensive sidings where main line and internal system locomotives can be seen working together side by side and those seeking inspiration can visit it by rail on one of the public open days.

Some steelworks were fed by their own



The South Shields, Marsden and Whitburn Colliery Railway bought in ex-North Eastern Railway locomotives to move its goods and passenger trains. On August 18 1932 ex-NER 'J21' 0-6-0 869, now SSMWCR No 8, leads a coal train near Marsden.
Colling Turner/Rail Archive Stephenson.

private lines which extended beyond their own boundaries. Poor road conditions caused the emerging works of Samuel Fox at Stocksbridge in Sheffield to be joined to the Manchester, Sheffield & Lincolnshire Railway by means of a private branch line known as the Stocksbridge Railway. Although this line was little more than a mile long its construction required the provision of two major bridges and a viaduct. Unusually this line also boasted a passenger service which started in 1877

and lasted until 1931 and which ran into a proper bay platform at Deepcar station under the full control of the main line signalman. A particularly interesting feature of this operation was that children travelling to Penistone Grammar School were conveyed free of charge but at their own risk.

During the Victorian era many private railways were constructed to assist in the development of major waterworks schemes. These ranged from contractor railways which were often narrow gauge




The Nidd Valley Light Railway was operated by Bradford Corporation Waterworks and even boasted a steam railmotor for passenger services. Ex-GWR Kerr, Stuart steam railmotor No. 15, built in 1905 stands at Lofthouse-in-Nidderdale station in the early 1930s.
Rail Archive Stephenson.

and used around the construction site only to very large undertakings, which more closely resembled a main line railway than a private feeder line. The Nidd Valley Light Railway was of particular interest in that it was owned by Bradford Corporation Waterworks department and that it operated passenger services, at times with a former Great Western Railway steam railmotor! This 6½mile line ran from Pateley Bridge to Lofthouse and was intended to assist the construction of the Angram Reservoir, but from the outset a public passenger service was operated with second-hand stock obtained from the Metropolitan Railway. In 1920 the railway was upgraded in conjunction with further reservoir works and at its height 14 steam locomotives were employed along with an 0-4-0 steam railmotor built by Kerr Stuart in 1905 and which had seen service with the GWR. This worked for 13 years on public passenger services before the entire line was closed in 1934 on completion of the reservoir contracts. At that time there were also ten four-wheel Metropolitan Railway and 12 four-wheel Maryport and Carlisle carriages available.

HARD ROCK

Quarrying was another activity that spurred the construction of private lines. Before large lorries were available anything dug out of the ground had to be carried to where it was required by train. Most internal systems were narrow gauge and there are some significant and well-known survivors in Wales which were built to bring slate products down from the quarries to the sea. Where conditions permitted standard gauge was used, for instance in the Northamptonshire iron ore fields where there was a direct connection to the iron and steelworks and where trains were worked by industrial saddle tanks and later by ex-BR Class 14 diesels. Some of these systems generated very large amounts of traffic and in consequence needed a large number of locomotives. For instance, the Oxfordshire Ironstone Company's system was so large it needed to order 30 new diesels in the early 1960s to completely replace its steam fleet.




Wemyss Private Railway was an extensive system in the Fife region of Scotland which entered National Coal Board control in 1947. Showing the sheer scale of the system 'Austerity' No. 15 leads with a loaded coal train at Methil on July 14 1969. Mike Fox/Rail Archive Stephenson.

Many of the UK's harbours boasted extensive private railway systems, but one of the largest was that belonging to the Mersey Docks and Harbour Company which at its height extended to 104 miles of track and was connected to the main line at a number of different locations. The nearby Manchester Ship Canal Railway was originally built by contractors but steadily developed as a canalside system which extended for 33 miles from end to end and with 230 miles of track in total. Around 75 locomotives were employed on the line along with 2,700 wagons and 790 staff. Although there was no regular passenger work the line did have a few carriages, one of which was used by the company cashier to deliver wages and another which was used by the directors as an inspection saloon. Some main line trains did work on and off the ship canal system and there were extensive transfer yards where private trains and those from the main system were seen working together.

Until the more widespread use of road transport most power stations had their own internal railways and many of these employed electric locomotives working on the overhead system. Kearsley Power station near Bolton was supplied by a

private branch line that had gradients as steep as 1-in-25 and this line was worked by electric locomotives equipped with four 65hp motors. Three of these locomotives were kept fully employed supplying the power station with coal and fortunately all are preserved today.

Electric traction was also used at other private branch lines. The High Royds Hospital Railway at Menston near Leeds was a short system used to supply a substantial mental hospital with coal and foodstuffs. Originally worked by steam it was converted to electric operation in 1897 and was worked by a small steeple-cab locomotive which was so small that it could only manage one wagon at a time uphill from the Midland Railway junction to the main hospital site.

There were once a great number of private systems feeding the railways of Britain, many of which had unusual features which would make them worthy of further study or as prototypes for a model. It is still possible to get a flavour of what some of them might once have been like by visiting some of the larger steelworks but many others, such as those at Marsden or Nidderdale have now been lost without trace leaving us with only a memory of what once was. 



The Manchester Ship Canal Railway had 230miles of track covering 30 miles from one end to the other. On April 12 1959 0-6-0T No. 30 stands with a single BR 16ton wagon at an unidentified location. J.F. Davies/Rail Archive Stephenson.

STAFF PROJECTS

Refreshing SHORTLEY BRIDGE

Ahead of the Great Electric Train Show Shortley Bridge and Felton Cement Works was brought out of storage for a refresh. **MIKE WILD** updates progress on the model.

OUR EXHIBITION layouts spend a lot of time out of sight in the *Hornby Magazine* lock up and during September it was time for Shortley Bridge and Felton Cement Works to come out of hibernation for a health check ahead of the busy autumn exhibition season.

Shortley Bridge and Felton Cement Works was built for *Hornby Magazine Yearbook No. 7*. It took the terminus station for the Operation Build It! series (HM76-HM83) as the starting point to create a branch line based continuous run which

now covers a footprint 12ft x 12ft. It features a modified version of the original station which is now a through design combined with an open country section crossing a single track three arch viaduct and, in a third scene, a busy cement works which uses the Walthers Valley Cement plastic kit as its basis.


This digitally controlled layout made its exhibition debut at the Warley National Model Railway Exhibition in November 2014, but since then it has been in storage. Bringing it back out for the Great Electric Train Show on October

Missing for the first show was the off scene siding for inbound coal traffic at the cement works. This has now been built allowing greater flexibility of operation.

10/11 and the Spalding Model Railway Exhibition on November 14/15 meant it needed a full check over first – and that is no small task on a layout of this size.

It was duly extracted from storage and set up in our workshop – which it almost fills completely – for the start of maintenance. The first port of call is thorough cleaning including vacuuming, brushing down of buildings and cleaning all of the track and pointwork. Next is electrical testing and while the running lines worked perfectly, our first problem arose as the


majority of the point motors were unreliable in their operation. Being Peco solenoid motors they have a massive current draw which poses problems for a Digital Command Control (DCC) layout as current availability from the base station is soon soaked up by these motors. As a belt and braces and simple approach we took two steps to resolve the problem: first all of the actuating bars on the point motors were oiled to assist in keeping their movement free and smooth. Secondly the main line and cement works accessory



Shortley Bridge and Felton Cement Works has been brought out for a refresh ahead of the Great Electric Train Show. A Hornby Thompson 'L1' 2-6-4T arrives at the station which now features new Skaledale buildings. New trees have also been added along the rear of the station too.



The *Hornby Magazine* team is always busy behind the scenes. This is what they've been up to.



MIKE WILD

With multiple projects on the go in 'OO' and 'N' scales for the Great Electric Train Show on October 10/11 it has been a busy month for *Hornby Magazine's* editor.



MARK CHIVERS

As well as working on Shortley Bridge Mark has been creating a BR Mk 1 Trailer Luggage Van using recycled parts from redundant Bachmann 2-EPB cabs.



A new Bachmann Scenecraft goods shed – the Midsomer Norton building with repainted doors – has been added to the yard in place of the original warehouse.

decoders have been swapped out for the powerful and reliable DCC Concepts ADS-2FX and ADS-8FX decoders which feature onboard storage for each accessory decoder outlet. This means they have ample power available without using the DCC signal from the controller at the time of firing points. These two pieces of maintenance have cured the point motor problems instantly leaving us free to return to other aspects of the layout.

Next the planned off-scene storage line for the cement works was built to allow incoming coal trains to be taken out of the works for unloading increasing traffic flows to the site. This was built from 9mm plywood with

a softwood frame to match the profile of the main boards and is supported by a single timber leg.

The scenery on the station side of the layout was looking a little worse for wear after a year in storage so having tackled the essentials to make the layout work it was time to improve its looks too. All of the original cardboard buildings – one of which had been damaged – were removed and replaced with cast resin models from the Hornby Skaledale and Bachmann Scenecraft ranges. This included a new station building, goods store and – in place of the warehouse – a goods shed too. The platform and bridge remain original.

To bring more life to the scenery



The replacement station buildings are based on Butterley and give a much grander appearance than the original. It just shows how a simple change of building can alter the look of a layout completely.

STATISTICS

Name:	Shortley Bridge and Felton Cement Works
Scale:	'OO'
Size:	12ft x 12ft
Track:	Peco code 75
Control:	DCC, Gaugemaster Prodigy
Period:	BR North Eastern Region, 1950s/1960s

new hedgerows were planted along the rear of the station board using Woodland Scenics fine leaf foliage while a new batch of more than 20 trees have been made for the layout using sea moss spray painted with Humbrol 29 acrylic covered with Woodland Scenics coarse turfs in light green and burnt grass colours fixed in place with extra strong hairspray. They were soon swallowed up by the layout!

With all this work and the addition of new locomotives including a Peppercorn 'K1' 2-6-0, a Crosti '9F', a Hornby Twin Track Sound fitted Class 37 and more in the pipeline a lot has been done in a short time to refresh Shortley Bridge. We hope it goes down well at its two shows in 2015 and expect a couple of brand new locomotives to be running too including the Hornby 'D16/3' which arrived in late September. [Telstra](#)



SHOW GUIDE

Welcome to the *Hornby Magazine* Show Guide – your guide to the exhibitions that are taking place throughout the country every weekend. This listing is a guide to events planned by model railway clubs and societies, and is updated each issue. Entries marked in blue are new shows to the listing. We recommend checking the society website or using the contact details provided to check a show or event is on before travelling. All information is provided in good faith, and *Hornby Magazine* cannot be held responsible for any changes that may take place following publication. For more show dates visit www.hornbymagazine.com

OCTOBER

10 BIRCHINGTON MODEL RAILWAY EXHIBITION

Hosts: East Kent Model Railway Society
Location: The Centre, Alpha Road, Birchington, Kent CT7 9EG
Times: 10am-4pm
Prices: Adults £2, children £1, family (2+3) £5
Contact: 07743 704547
Features: 15 layouts, trade support and refreshments.

10 SHEFFIELD MODEL RAILWAY SOCIETY EXHIBITION

Hosts: Sheffield Model Railway Society
Location: Davy United Sports and Social Club, Prince of Wales Road, Sheffield, S9 4ER
Times: 10am-4.30pm
Prices: Adults £3.50, children free
Website: www.sheffield-mrs.com
Features: 15 layouts, trade support, refreshments, parking and disabled access.

10 SHIREHAMPTON MODEL RAILWAY CLUB EXHIBITION

Hosts: Shirehampton Model Railway Club
Location: Public Hall, Station Road, Shirehampton, Bristol BS11 9TX
Times: 10am-4.30pm
Prices: Adults £3.50, concessions £3, children £1.50, family (2+2) £7
Contact: 0117 909 4915
Features: Layouts, trade support, displays and refreshments.

10/11 ALDERSHOT MODEL RAILWAY EXHIBITION

Hosts: Farnham and District Model Railway Club
Location: Connaught Leisure Centre, Tongham Road, Aldershot, Hampshire GU12 4AS
Times: Sat 10am-5pm, Sun 10am-4.30pm
Prices: Adults £5, children £2, family £13
Website: www.farnhammrc.org.uk
Contact: 020 7706 0582
Features: 45 layouts, trade support, refreshments, parking and disabled access.

10/11 CAISTOR MODEL RAILWAY SHOW

Hosts: CaistoRail
Location: Caistor Town Hall, High Street, Caistor, Lincolnshire LN7 6TX
Times: Sat 10am-5pm, Sun 10am-4.30pm
Prices: Adults £3, concessions £2.50, children £2.50, family £7.50
Features: Layouts, trade support and refreshments.

10/11 CORBY MODEL RAILWAY EXHIBITION

Hosts: Corby and District Model Railway Society
Location: St Peter and Andrew Church Hall, Beanfield Avenue, Corby, Northamptonshire NN18 0EH
Times: Sat 10am-5pm, Sun 11am-4.30pm
Prices: Adults £4, concessions £3, children £2, family (2+2) £10
Website: www.cdms.co.uk
Features: Layouts, trade support, demonstrations and refreshments.

10/11 DUNDEE MODEL RAILWAY CLUB HOBBIES EXTRAVAGANZA

Hosts: Dundee Model Railway Club
Location: Dundee International Sports Complex, Mains Loan, Dundee, DD4 7AA
Times: Sat 10am-5pm, Sun 10am-4.30pm
Prices: Adults £4.50, concessions £3.50, children £3.50, family £12
Website: www.dundeeemrcl.talktalk.net
Features: Layouts, model boats, planes, automobiles, trade support, societies and refreshments.

10/11 ELIZABETHAN RAILWAY SOCIETY MODEL RAILWAY EXHIBITION

Hosts: Elizabethan Railway Society
Location: The Summit Centre, Lowmoor Road, Kirkby in Ashfield, Nottinghamshire NG17 7LL
Times: Sat 10am-5pm, Sun 10am-4.30pm

Prices: TBA
Website: www.elizabethanrailwaysociety.co.uk
Features: Layouts, trade support, demonstrations, refreshments, parking and disabled access.

10/11 GREAT HAYWOOD MODEL RAILWAY EXHIBITION

Hosts: The Haywoods Permanent Way Railway Society
Location: Memorial Hall, Great Haywood, Staffordshire ST18 0SU
Times: Sat 10am-5pm, Sun 10am-4pm
Prices: Adults £3.50, concessions £3, children £2, family (2+2) £9
Contact: 01889 881561
Features: Layouts, trade support, refreshments and parking.

10/11 SHILDON MODEL RAILWAY CLUB EXHIBITION

Hosts: Shildon Model Railway Club
Location: Locomotion, National Railway Museum, Shildon, County Durham DL4 2RE
Times: Sat 10am-4pm, Sun 10am-4pm
Prices: Free
Website: www.shildonmrc.com
Features: 20 layouts, trade support, displays, steam locomotive rides (small charge), refreshments and parking.

DON'T MISS...

10/11 GREAT ELECTRIC TRAIN SHOW

Hosts: *Hornby Magazine*
Location: Heritage Motor Centre, Banbury Road, Gaydon, Warwickshire CV35 0BJ
Times: Sat 10am-5pm, Sun 10am-4pm
Prices: Advance tickets – Adults £9, children £7
Website: www.greatelectrictainshow.com
Contact: 01780 755131
Features: More than 25 layouts including *Hornby Magazine's* Shortley Bridge and Felton Cement Works, Southampton MRS' Ackthorpe, Scarborough and District RM's North of England Line, 30 trade stands, skills zone, refreshments, free parking and disabled access. Ticket price includes freedom of the Heritage Motor Centre Museum for the day. Doors open to advance ticket holders at 9.30am.

10/11 WILMINGTON CHARITY MODEL RAILWAY CLUB EXHIBITION

Hosts: St Michael's Church
Location: St Michael's Church Hall, High Road, Wilmington, Dartford, Kent DA2 7EG
Times: Sat 10am-5pm, Sun 10am-4.30pm
Prices: Adults £4, concessions £3, children £3, family (2+2) £11
Website: www.stmichaelswilmington.org.uk
Contact: 01322 220561
Features: 17 layouts, trade support, demonstrations, refreshments and disabled access.

11 KEIGHLEY MODEL RAILWAY CLUB 7MM FESTIVAL

Hosts: Keighley Model Railway Club
Location: Clubrooms, Knowle Mills, South Street, Keighley, West Yorkshire BD21 1SY
Times: 10am-4.30pm
Prices: Adults £3.50, children £2.50
Website: www.keighley-mrc.org.uk
Features: 7mm finescale and narrow gauge layouts, trade support, demonstrations, clinics, refreshments, parking and disabled access.

11 WYRE FOREST MODEL RAILWAY CLUB OPEN DAY

Hosts: Wyre Forest Model Railway Club
Location: 1st Floor, 101 Comberton Hill, Kidderminster, Worcestershire DY10 1QH

Times: 11am-4pm
Prices: Free
Website: www.wyreforestmrc.com
Contact: 01902 843760
Features: Club and member layouts.

15-18 MIDLANDS MODEL ENGINEERING EXHIBITION

Hosts: Meridienne Exhibitions
Location: Warwickshire Exhibition Centre, near Leamington Spa CV31 1XN
Times: Thurs 10am-5pm, Fri 10am-5pm, Sat 10am-5pm, Sun 10am-4pm
Prices: Adults £10 (£9), concessions £9 (£8), children £5.50 (£5), family (1+3) £15.50 (£14) / (2+3) £25.50 (£23) – advance ticket prices in brackets
Website: www.midlandsmodeleengineering.co.uk
Contact: 01926 614101
Features: Models, displays, demonstrations, trade support, societies, parking and refreshments.

17 3MM SCALE MODEL RAILWAY EXHIBITION

Hosts: 3mm Society
Location: Gainsborough House Hotel, Bewdley Hill, Kidderminster, Worcestershire DY11 6BS
Times: 10am-5pm
Prices: Adults £4
Website: www.worsleyworks.co.uk/3mm/3mm_Exhibition.htm
Features: 16 layouts, trade stands, demonstrations, refreshments and parking.

17 POYNTON MODEL RAILWAY FAMILY FUN DAY

Hosts: Rotary Club of Poynton
Location: St Georges Church Hall, Poynton, Cheshire SK12 1EU
Times: 10am-4pm
Prices: Free – donations to charity
Contact: peter@roxburgh-sale.co.uk
Features: Ten layouts, trade support and refreshments.

17 RISBOROUGH AND DISTRICT MODEL RAILWAY CLUB OPEN DAY

Hosts: Risborough and District Model Railway Club
Location: Community Centre, Wades Park, Stratton Road, Princes Risborough HP27 9AX
Times: 11am-4pm
Prices: Free
Website: www.rdmrc.org.uk
Contact: 01844 275748
Features: Club projects and member layouts.

17 TRING AND DISTRICT MODEL RAILWAY CLUB EXHIBITION

Hosts: Tring and District Model Railway Club
Location: Cottesloe School, Aylesbury Road, Wing, near Leighton Buzzard, Bedfordshire LU7 0PD
Times: 10.30am-4.30pm
Prices: Adults £5, children £3.50, family (2+3) £12
Website: www.tdmrc.co.uk
Features: 16 layouts, trade stands, refreshments and disabled access.

17/18 CHRISTCHURCH MODEL RAILWAY EXHIBITION

Hosts: Christchurch Model Railway Club
Location: Bournemouth School for Girls, Castle Gate Close, Bournemouth, Dorset BH8 9UJ
Times: Sat 10am-5pm, Sun 10am-4pm
Prices: Adults £4, accompanied children free
Website: www.christchurchmrc.org.uk
Contact: 01202 486802
Features: 20 layouts, trade support, refreshments and parking.

17/18 GREENOCK AND DISTRICT MODEL RAILWAY CLUB EXHIBITION

Hosts: Greenock and District Model Railway Club
Location: Lyle Kirk (Union Street Building), 31 Union Street, Greenock PA16 0TG
Times: Sat 10am-5pm, Sun 11am-5pm
Prices: Adults £4, concessions £3, family £12

Website: www.greenockmrc.co.uk

Features: Layouts, trade support and refreshments.

17/18 PETERBOROUGH NATIONAL FESTIVAL OF RAILWAY MODELLING

Hosts: Warners Shows

Location: East of England Showground, Peterborough PE2 6XE

Times: Sat 10am-5pm, Sun 10am-4.30pm

Prices: Adults £10, children £5

Contact: 08445 810816

Features: Layouts, trade support, demonstrations, displays, refreshments, parking and disabled access.

17/18 UCKFIELD MODEL RAILWAY EXHIBITION

Hosts: Uckfield Model Railway Club

Location: Uckfield Civic Centre, Civic Approach, Uckfield, East Sussex TN22 1AE

Times: Sat 10am-5pm, Sun 10am-5pm

Prices: Adults £6, concessions £5, accompanied children free

Website: www.uckfieldmrc.co.uk

Contact: 01903 745759

Features: 14 layouts, trade support, demonstrations, refreshments, parking and disabled access.

17/18 WARRINGTON MODEL RAILWAY EXHIBITION

Hosts: Warrington Model Railway Club

Location: Warrington Collegiate, Winwick Road, Warrington WA2 8QA

Times: Sat 10am-5pm, Sun 10am-4.30pm

Prices: Adults £5, children £1

Website: www.warringtonmodelrail.co.uk

Contact: 07892 877020

Features: 18 layouts, trade support, demonstrations, refreshments, parking and disabled access.

24 BECKENHAM MODEL RAIL SHOW

Hosts: Beckenham and West Wickham Model Railway Club

Location: St John's Church, Eden Park Avenue, Beckenham, Kent BR3 3JN

Times: 10am-5pm

Prices: Adults £6, concessions £5, children £4, family £12

Website: www.bwmrc.co.uk

Contact: 07545 469610

Features: 12 layouts, trade support, demonstrations, societies and refreshments.

24 CHELMSFORD MODEL RAILWAY EXHIBITION

Hosts: Chelmsford and District Model Railway Club

Location: St John Payne School, Patching Hall Lane, Chelmsford, Essex CM1 4BS

Times: 10am-4.30pm

Prices: Adults £4.50, concessions £4, children £2

Website: www.chelmsford-and-district-mrc.webs.com

Contact: 01245 283622

Features: Layouts, trade support, refreshments and parking.

24 CHICHESTER MODEL RAILWAY EXHIBITION

Hosts: Lions Club of Chichester

Location: Chichester High School for Boys, Kingsham Road, Chichester PO19 8AE

Times: 10am-4.30pm

Prices: Adults £5, concessions £4, children £2, family (2+2) £12

Website: www.chilions.org.uk/modelrail

Contact: 07777 681292

Features: 18 layouts, trade support, demonstrations, displays, valuations, outdoor train rides, refreshments, parking and disabled access.

24 ICKENHAM MODEL RAILWAY DISPLAY

Hosts: Ickenham and District Society of Model Engineers

Location: Ickenham Village Hall, Swakeleys Road, Ickenham, Uxbridge, Middlesex UB10 8DG

Times: 10am-4pm

Prices: Adults £2.50, children £1, family (2+2) £5

Website: www.idsmc.co.uk

Features: Six layouts, modelling displays, miniature train rides, refreshments and disabled access.

24 MID WALES MODEL RAILWAY SHOW

Hosts: Newtown Model Railway Society

Location: Town Hall, High Street, Welshpool, Powys

Times: 10.30am-4.30pm

Prices: Adults £3, accompanied children free

Contact: 01938 559350

Features: 15 layouts, trade support, demonstrations, displays, refreshments and disabled access.

24 ST CUTHBERT'S MODEL RAILWAY SHOW

Hosts: Victory Model Railway Club

Location: St Cuthbert's Church, Lichfield Road, Copnor, Portsmouth PO3 6DE

Times: 10am-5pm

Prices: Adults £3.50, children £1

Website: www.victorymrc.org.uk

Contact: 07583 87725

Features: 11 layouts, trade support, refreshments and disabled access.

24 STEPHENSON MRG MODEL RAILWAY EXHIBITION

Hosts: Stephenson Model Railway Group

Location: The Guide House, Stoney Lane, Rainhill, Merseyside L35 9JY

Times: 10am-5pm

Prices: Adults £2.50, children £1.50

Website: www.stephensonmrg.org.uk

Contact: 0151 430 6883

Features: Eight layouts, trade support, demonstrations, refreshments and disabled access.

24/25 ABERDEEN MODEL RAILWAY CLUB EXHIBITION

Hosts: Aberdeen Model Railway Club

Location: RGU Sport, Garthdee, Aberdeen AB10 7GE

Times: Sat 10am-5pm, Sun 10am-4pm

Prices: Adults £5, concession £4, children £2.50, family £12.50

Website: www.aberdeenmrc.co.uk

Features: 20 layouts, trade support, displays, societies, refreshments, parking and disabled access.

24/25 CHELTENHAM AUTUMN MODEL RAILWAY EXHIBITION

Hosts: Cheltenham Great Western Modellers Group

Location: St Margaret's Hall, Coniston Road, Hatherley, Cheltenham, Gloucestershire GL51 3NU

Times: Sat 10am-5pm, Sun 10am-4.30pm

Prices: Adults £3.50, children £2.50, family (2+2) £8

Website: www.cheltmodrail.org.uk

Contact: 01242 517788

Features: Layouts, trade support, displays, refreshments and disabled access.

24/25 HARTLEPOOL MODEL RAILWAY SHOW

Hosts: Hartlepool Model Railway Group

Location: Hartlepool College of Further Education, Stockton Street, Hartlepool TS24 7LB

Times: Sat 10am-5pm, Sun 10am-4pm

Prices: Adults £6, concessions £5, children £4, family (2+3) £18

Website: www.facebook.com/HartlepoolMRG

Features: 24 layouts, trade support, demonstrations, refreshments and disabled access.

24/25 HAZEL GROVE MODEL RAILWAY EXHIBITION

Hosts: Hazel Grove and District Model Railway Society

Location: Hazel Grove Recreation Centre, Jackson's Lane, Hazel Grove, Stockport SK7 5JX

Times: Sat 10am-5pm, Sun 10am-4pm

Prices: Adults £5, children £3, accompanied children free

Website: www.hgdms.org.uk

Contact: 01625 850188

Features: 20 layouts, trade support, demos, refreshments, parking and disabled access. Vintage bus link between Hazel Grove station and venue.

24/25 HUDDERSFIELD RAILWAY MODELLERS EXHIBITION

Hosts: Huddersfield Railway Modellers

Location: Civic Hall, Holmfirth, West Yorkshire HD9 3AS

Times: Sat 10am-5pm, Sun 10am-4pm

Prices: Adults £5, concessions £4, children £4, family 2+2 £12

Website: www.huddsrailwaymodellers.co.uk

Contact: 07467 269376

Features: Layouts, trade support, refreshments and disabled access.

24/25 RAIL-EX TAUNTON

Hosts: Somerset Railway Modellers Club

Location: Taunton School, Staplegrove Road, Taunton, Somerset TA2 6AD

Times: Sat 10am-5pm, Sun 10am-4pm

Prices: Adults £6.50, concessions £5.50, children £3.50, family (2+2) £15

Website: www.somersetmrc.org.uk

Contact: 07891 041026

Features: 22 layouts, trade support, demos, associations, refreshments, parking and disabled access.

24-26 DUBLIN MODEL RAILWAY AND HOBBIES EXHIBITION

Hosts: South Dublin Model Railway Club

Location: Blackrock College, Blackrock, Co. Dublin

Times: Sat 11am-5pm, Sun 11am-5pm, Mon 11am-5pm

Prices: Adults £8, concessions £6, children £6, family £20

Website: www.sdmrc@hobbysites.net

Contact: 00 353 86 812 6112

Features: Layouts, trade support, parking and disabled access.



25 RAIL FEST 15 CHARITY MODEL RAILWAY EXHIBITION

Hosts: Kierain Pester

Location: Newbold Verdon Social Club, Leicester, Leicestershire LE9 9NP

Times: 10am-4pm

Prices: Adults £3, concessions £2, children free

Contact: 07419 139731

Features: Layouts, trade support and refreshments.

25/26 WEXFORD MODEL RAILWAY EXHIBITION

Hosts: Wexford Model Railway Club

Location: CBS School Hall, Thomas Street, Wexford, County Wexford, Ireland

Times: Sun 12pm-6pm, Mon 11am-5pm

Prices: Adults £4, children £2, family £8

Contact: bryfam5@eircom.net

Features: 10 layouts, trade support and disabled access.

31 BIRMINGHAM MRC MODEL RAILWAY EXHIBITION

Hosts: Birmingham Model Railway Club

Location: Arden Hall, Water Orton Road, Castle Bromwich B26 9PB

Times: 10am-4.30pm

Prices: Adults £4, children £2, family £10

Website: www.clubbz.com/club/6954/birmingham/birmingham_model_railway_club

Features: Layouts, trade support, demonstrations, refreshments, parking and disabled access.

31 BRISTOL AND SOMERSET VINTAGE HORNBY TRAIN SHOW

Hosts: Hornby Railway Collectors Association, Bristol and Somerset Group

Location: King Alfred School, Burnham Road, Highbridge, Somerset TA9 3EE

Times: 10am-4pm

Prices: Adults £3, accompanied children free

Contact: 01278 789031

Features: Vintage layouts, trade support, refreshments, parking and disabled access.

31 CHILTERN HILLS CLASSIC MODEL TRAIN SHOW

Hosts: Chiltern Hills Vintage Train Group

Location: St John's Methodist Church Hall, Woodside Road, Amersham, Buckinghamshire HP6 6AJ

Times: 10.30am-5pm

Prices: Adults £4, children £2, family (2+2) £10

Contact: 01895 672251

Features: 12 vintage layouts and displays, trade support and refreshments.

31 DIDCOT-RAIL

Hosts: Abingdon and District Model Railway Club

Location: Didcot Civic Hall, Britwell Road, Didcot, Oxfordshire OX11 7JN

Times: 10am-5pm

Prices: Adults £5, accompanied children free

Contact: 01235 523524

Features: Layouts, trade support, refreshments, parking and disabled access.

31 EXPO NARROW GAUGE 2015

Hosts: Greenwich and District Narrow Gauge Railway Society

Location: White Oak Leisure Centre, Hilda May Avenue, Swanley, Kent BR8 7BT

Times: 10am-5pm

Prices: Adults £8, society members £7, accompanied children £1

Website: www.expong.org

Features: Layouts, trade support, demonstrations and societies.

31 FELIXSTOWE AREA N GAUGE GROUP OPEN DAY

Hosts: Felixstowe Area N Gauge Group

Location: Welcome Hall, High Road, Trimley St. Mary, IP11 0NT

Times: 11am-4pm
Prices: Free
Website: www.felixstowengauge.org.uk
Contact: 01394 277211
Features: Layouts, trade support and refreshments.

31 HILLINGDON RAILWAY MODELLERS TEST TRACK OPEN DAY
Hosts: Hillingdon Railway Modellers
Location: Yiewsley Baptist Church Hall, 74 Colham Avenue, Yiewsley, Hillingdon, London UB7 8HF
Times: 10am-4pm
Prices: Adults £4
Website: www.hillingdonrailwaymodellers.co.uk
Contact: 020 8368 4090
Features: Two large club test tracks in 'O' and 'OO' available, DC and DCC, club sales and refreshments.

31 NOTTINGHAM WOODTHORPE MODEL RAILWAY CLUB SHOW
Hosts: Nottingham Woodthorpe Model Railway Club
Location: Sherwood Community Centre, Mansfield Road, Sherwood, Nottingham NG5 3FN
Times: 10am-5pm
Prices: Adults £4, concessions £3, children £3, family (2+2) £12
Website: www.woodthorpemodelrailwayclub.co.uk
Features: Nine layouts, trade support, demonstrations, refreshments, parking and disabled access.

31 SEAFORD MODEL RAILWAY SHOW
Hosts: Newhaven and District Model Railway Club
Location: Seaford Baptist Church Hall, Belgrave Road, Seaford, East Sussex BN25 2EE
Times: 10am-5pm
Prices: Adults £4, concessions £3.50, children £1
Website: www.newhavendmrc.com
Contact: 07775 772246
Features: Layouts, trade support, refreshments and parking.

31/1 ALSAGER MODEL RAILWAY EXHIBITION
Hosts: Alsager Railway Association
Location: Civic Centre, Alsager ST7 2AE
Times: Sat 10am-5pm, Sun 10am-4.30pm
Prices: Adults £5, children £2, family (2+2) £12
Website: www.alsagerrailwayassociation.co.uk
Contact: 07747 087050
Features: Layouts, trade support, demonstrations, societies, refreshments, parking and disabled access.

31/1 BODMIN MODEL RAILWAY EXHIBITION
Hosts: Bodmin and District Model Railway Club
Location: Bodmin Community College, Lostwithiel Road, Bodmin, Cornwall PL31 1DD
Times: Sat 10am-5pm, Sun 10am-4pm
Prices: Adults £4, children £2, family (2+2) £10
Contact: 07775 542174
Features: Layouts, trade support, demonstrations, refreshments, parking and disabled access.

31/1 GRAVESEND MODEL RAILWAY SHOW
Hosts: Gravesend Railway Enthusiasts Society
Location: St Joseph's Convent School, Old Road East, Gravesend, Kent DA12 1NR
Times: Sat 10am-5pm, Sun 10am-4pm
Prices: Adults £3, children £1, family (2+2) £6
Website: www.gres.org.uk
Contact: 07821 254232
Features: Layouts, trade support, refreshments and disabled access. Free hourly minibus link between venue and Gravesend railway station.

31/1 LEEDS MODEL RAILWAY SOCIETY EXHIBITION
Hosts: Leeds Model Railway Society
Location: The Grammar School at Leeds, Alwoodley Gates, Harrogate Road, Leeds LS17 8GS
Times: Sat 10am-5pm, Sun 10am-4.30pm
Prices: Adults £6, children free
Website: www.leedsrms.org
Contact: 0113 278 8387
Features: Layouts, trade support and refreshments.

31/1 NEW CROSS (LONDON) MODEL RAILWAY EXHIBITION
Hosts: The London Theatre
Location: Hatcham St James School, St James Road, New Cross, London SE14 6AD
Times: Sat 10am-4pm, Sun 11am-4pm
Prices: Adults £6 (£4.95), concessions £5 (£3.95), children £5 (£3.95), family £15 (£12) – advance ticket prices in brackets
Website: www.modelrailwayexhibition.com
Contact: 0208 694 1888
Features: 20 layouts, trade support, demos, societies, test track, refreshments and disabled access.

31/1 WEYMOUTH MODEL RAILWAY SHOW
Hosts: Weymouth Model Railway Association
Location: Wey Valley School, Dorchester Road, Weymouth DT3 5AJ
Times: Sat 10.30am-4.30pm, Sun 10am-4pm
Prices: Adults £6, accompanied children £2, family (2+2) £14
Contact: 01305 778869
Features: 30 layouts, trade support, demonstrations, live steam, refreshments, parking and disabled access.

31/1 WIMBLEDON MODEL RAILWAY CLUB EXHIBITION
Hosts: Wimbledon Model Railway Club
Location: Carshalton Boys Sports College, Wigmore Road, Carshalton, Surrey SM5 1QS
Times: Sat 10am-5pm, Sun 10am-5pm
Prices: Adults £5, children £2, family (2+2) £12
Website: www.wimbledonmrc.org
Contact: 020 8949 1370
Features: 15 layouts, trade support, demonstrations, refreshments and parking.

31/1 WIRRAL 2015 MODEL RAILWAY EXHIBITION
Hosts: Merseyside Model Railway Society
Location: Mosslands School, Mosslands Drive, Wallasey, Wirral CH45 8PJ
Times: Sat 10am-5pm, Sun 10am-5pm
Prices: Adults £5, children £2
Website: www.merseysidemrs.co.uk
Contact: 07712 140422
Features: 16 layouts, trade support, demonstrations, refreshments, parking, free vintage bus rides and disabled access.

NOVEMBER

1 BERKSHIRE 'O' GAUGE SHOW
Hosts: Hurley 'O' Gauge Model Railway Club
Location: Newbold Church, Popeswood Road, Binfield, Bracknell, Berkshire RG42 4AN
Times: 10am-4.30pm
Prices: Adults £6, children £1, family (2+2) £12
Website: www.hurleymodelrail.club/show.html
Contact: 07753 525202
Features: Layouts, trade support, test tracks, refreshments and parking. Free shuttle operating between venue and Bracknell/Maidenhead railway stations.

1 BURTON MODEL RAILWAY
Hosts: Burton Rail Society
Location: National Brewery Centre, Horninglow Street, Burton upon Trent DE14 1NG
Times: 10am-4pm
Prices: Adults £4, accompanied children £1, family £9
Website: www.burtonrailwaysociety.co.uk
Contact: 07425 140292
Features: 15 layouts, trade support, refreshments, parking and disabled access.

7 WEST SUSSEX 'N' GAUGE MODEL RAILWAY SHOW
Hosts: West Sussex Area Group of the N Gauge Society
Location: Lancing Parish Halls, South Street, Lancing, West Sussex BN15 8AJ
Times: 10am-4.30pm
Prices: Adults £5, children £2, family (2+2) £10
Website: www.wsng.co.uk
Contact: 01403 266689
Features: 12 layouts, trade support, refreshments, parking and disabled access.

7 BRAUNSTONE MODEL RAILWAY EXHIBITION
Hosts: St Peter's Church
Location: St Peter's Church, Woodshawe Rise, Leicester LE3 1RH
Times: 11am-4pm
Prices: Adults £2.50, concessions £2, accompanied children free
Website: www.stpetersbraunstone.org.uk
Contact: 0116 283 0101
Features: 10 layouts, trade support, refreshments, parking and disabled access.

7 ROMFORD MODEL RAILWAY EXHIBITION
Hosts: Romford Model Railway Society
Location: Marshalls Park School, Pettits Lane, Romford, Essex RM1 4EH
Times: 10am-5pm
Prices: Adults £5, concessions £4, children £4, family (2+2) £14
Contact: 07946 615381
Features: Layouts, trade support, demonstrations, refreshments and parking.

7 THEYDON BOIS MODEL RAILWAY EXHIBITION
Hosts: Epping Railway Circle
Location: Village Hall, Theydon Bois, Essex CM16 7ER
Times: 10am-5pm
Prices: Adults £4, children £3
Website: www.eppingrailwaycircle.com
Contacts: 020 8508 1764
Features: 10 layouts, trade support, parking and disabled access.

7 TRAIN COLLECTORS SOCIETY AUTUMN MEETING
Hosts: Train Collectors Society
Location: Trinity Methodist Church Hall, Narborough Road, Leicester LE3 2RD
Times: 10am-4.30pm
Prices: Admission £3
Website: www.traincollectors.co.uk
Contact: 0116 233 4843
Features: 10 vintage and collectable layouts, displays, trade support and refreshments.

7 WESTBURY MODEL RAILWAY SHOW
Hosts: West Wiltshire Gauge O Group
Location: Paragon Hall, High Street, Westbury, Wiltshire BA13 3HA
Times: 10am-4.30pm
Prices: Adults £4.50, concessions £3.50, members £3.50, children £2, family (2+2) £10
Contact: 01380 831147
Features: Layouts, trade support, demonstrations, refreshments and disabled access.

7 WEST SUSSEX 'N' GAUGE MODEL RAILWAY SHOW
Hosts: West Sussex Area Group of the N Gauge Society
Location: Lancing Parish Halls, South Street, Lancing, West Sussex BN15 8AJ
Times: 10am-4.30pm
Prices: Adults £5, children £2, family (2+2) £10
Website: www.wsng.co.uk
Contact: 01903 743888
Features: 12 layouts, trade support, refreshments, parking and disabled access.

7 WYCRAIL 2015
Hosts: High Wycombe and District Model Railway Society
Location: Cressex Community School, Cressex Road, High Wycombe, HP12 4UD
Times: 10am-5pm
Prices: Adults £6, children £4, family (2+2) £13
Website: www.hwdmrs.org.uk
Features: More than 20 layouts, trade support, refreshments, parking and free bus service between venue and High Wycombe railway station.

7/8 BARNSELY MODEL RAILWAY EXHIBITION
Hosts: Barnsley Model Railway Club
Location: Hoyland Leisure Centre, West Street, Hoyland, Barnsley, South Yorkshire
Times: Sat 10am-5pm, Sun 10am-5pm
Prices: Adults £4, concessions £3
Website: www.barnsleymrc.org.uk
Contacts: 07774 806487
Features: Layouts, trade support, demonstrations, refreshments, parking and disabled access.

7/8 HAYLING SEASIDE RAILWAY MODEL RAILWAY SHOW
Hosts: The Hayling Seaside Railway
Location: Hayling Island Community Centre, Station Road, Hayling Island PO11 0HB
Times: Sat 10am-4.30pm, Sun 10am-4.30pm
Prices: TBA
Website: www.facebook.com/haylingrailway
Features: Layouts, trade support, societies and refreshments. Vintage bus shuttle between venue and Hayling Seaside Railway.

Planning an exhibition?

● Hornby Magazine's Show Guide is a free listing which allows you to promote a forthcoming model railway show. Contact Hornby Magazine by calling 01780 755131 or e-mail: hornbymagazine@keypublishing.com. Please ensure you include appropriate contact details for the public as we are unable to publish the listing without this.

Selling your model railways?

Warwick and Warwick have an expanding requirement for early to modern collections of British and Foreign trains and train sets from large accumulations to items of individual value. Our customer base is increasing dramatically and we need an ever larger supply of quality material to keep pace with demand. The market has never been stronger and if you are considering the sale of your collection, now is the time to act.



FREE VALUATIONS - We will provide a free, professional valuation of your collection, without obligation on your part to proceed. Either we will make you a fair, binding private treaty offer, or we will recommend inclusion of your property in our next public auction.

FREE TRANSPORTATION - We can arrange insured transportation of your collection to our Warwick offices completely free of charge. If you decline our offer, we ask you to cover the return carriage costs only.

FREE VISITS - Visits by our valuers are possible anywhere in the country or abroad, usually within 48 hours, in order to value larger collections. Please phone for details.

ADVISORY DAYS - We are staging a series of advisory days and will be visiting the following towns within the next few weeks: Walsall, Londonderry, Belfast, Runcorn, Oldham, Sheffield, Sudbury, Braintree, Burnley, Blackburn, Telford, Enfield, Dartford, Portsmouth, Southampton, Brentwood, Basildon, Worksop and St. Albans.

Please visit our website or telephone for further details.

EXCELLENT PRICES - Because of the strength of our customer base we are in a position to offer prices that we feel sure will exceed your expectations.

ACT NOW - Telephone or email Richard Beale today with details of your property.



Get the experts on your side!



Warwick & Warwick

AUCTIONEERS AND VALUERS
www.warwickandwarwick.com

Warwick & Warwick Ltd., Chalon House, Scar Bank,
Millers Road, Warwick CV34 5DB England

Tel: (01926) 499031 • Fax: (01926) 491906
Email: richard.beale@warwickandwarwick.com

SPALDING MODEL RAILWAY EXHIBITION

www.spaldingmodelrailwayclub.org.uk

SATURDAY 14TH & SUNDAY 15TH NOVEMBER 2015

9.30am-10.00am each day Wheelchair & Disabled Visitors only

Sat: 10.00am - 5.00pm Sun: 10.00am - 4.30pm

**SPRINGFIELDS EVENTS CENTRE, CAMEL GATE, SPALDING, Lincs. PE12 6ET
(NEXT TO THE SPRINGFIELDS OUTLET SHOPPING CENTRE)**

ADMISSION: ADULTS - £7.00 OAPS - £6.00

- **Over 30 Layouts**
- **Many Trade Stands**
- **FREE Parking**
- **FREE Colour Programme**
- **Restaurant**
- **Demonstrations**
- **Disabled Access**
- **Signposted**

**CHILDREN
FREE WHEN
ACCOMPANIED
BY AN
ADULT**

EAST OF ENGLAND'S PREMIER MODEL RAILWAY SHOW

**EXHIBITION
SPONSORS**

HORNBY
magazine

SPONSORS OF HALL 1.

Featuring layouts from
Hornby Magazine

Tel: 01780 480404 Overseas: +44 (0)1780 480404
www.hornbymagazine.com email: subs@keypublishing.com

*Kytes Lights &
Model Enhancements*

Tel: 07973 197787
email: joekyte1@aol.com

**MODEL
CHELTENHAM
CENTRE**

Tel: 01242 523117 or 234644
sales@cheltenhammodelcentre.co.uk

D & E Videos

Tel: 0113 256 3415
email: charlie@dckits.co.uk



Welcome to our project update feature, with the latest status of forthcoming releases from all major manufacturers. Use it to see the progress of projects you are interested in. The web address in the "link" column can be used to view products online, and to place your preorders.

0151 733 3655
364-368 Smithdown Road
Liverpool, L15 5AN

Phone opening times: Mon to Fri 7am-8.30pm, Sat 7am-6pm, Sun 9am-5pm
 Shop opening times: Mon to Sat 9am-5pm, Sun 10am-4pm

	Link	Price	Date announced	CAD done	In Tooling	Seen 1st EP	Decorated samples	In production	On Board Ship	Released
Class 43 NBL Warship	ehattons.com/c43	£118.96	Mar 2013							
Hawksworth Autocoaches	ehattons.com/hac	£58.61	Mar 2013							
Wickham trolley car	ehattons.com/wtc	£67.96	Mar 2013							
Class 90 Electric	ehattons.com/c90	£119.00 (EST)	Jul 2014							
LNWR Webb coal tank	ehattons.com/wct	£102.00 (EST)	Sep 2014							

Birdcage coaches, Class 24/1, J72, 6P, V2, 3F, J39, K3, 94xx, H2 Atlantic - view these projects at www.ehattons.com/projectupdates

	Link	Price	Date announced	CAD done	In Tooling	Seen 1st EP	Decorated samples	In production	On Board Ship	Released
Class 73	ehattons.com/c73	£105.00	March 2012							
Class 68	ehattons.com/c68	TBC	April 2014							

GWR Railcar, Class B4, IDA flat, Turbot - view these projects at www.ehattons.com/projectupdates


	Link	Price	Date announced	CAD done	In Tooling	Seen 1st EP	Decorated samples	In production	On Board Ship	Released
J94	ehattons.com/j94	£82.00	Aug 2014							
14xx	ehattons.com/14xx	£99.00	Sep 2014	Feb 2015						
Hatton's King	ehattons.com/king	£169.00- £179.00	Aug 2014	Nov 2014						


	Link	Price	Date announced	CAD done	In Tooling	Seen 1st EP	Decorated samples	In production	On Board Ship	Released
Metropolitan Bo-Bo	ehattons.com/mbb	£107.00	May 2014							
Class 02 Tango	ehattons.com/02	£148.00	Nov 2013							

Class 4700, Class 1366 - view these projects at www.ehattons.com/projectupdates

	Link	Price	Date announced	CAD done	In Tooling	Seen 1st EP	Decorated samples	In production	On Board Ship	Released
Class 9f Crosti-boiler	ehattons.com/9fcb	£111.20	Dec 2013							
Class S15	ehattons.com/s15	£124.99	Dec 2014							
D16	ehattons.com/d16	£101.90	Dec 2013							
King	ehattons.com/horking	£148.14 - £179.99	Dec 2014							
Hornby Adams Radial	ehattons.com/horar	£111.10	Dec 2014							
Class J50	ehattons.com/j50	£74.06	Dec 2014							
Class 71	ehattons.com/c71	£127.50	Nov 2014							
Merchant Navy	ehattons.com/mn	TBC	Mar 2015							

Collet coaches, SR Maunsell coaches - view these projects at www.ehattons.com/projectupdates

	Link	Price	Date announced	CAD done	In Tooling	Seen 1st EP	Decorated samples	In production	On Board Ship	Released
7 plank wagons	ehattons.com/oxcw	£9.00	Jan 2015							
Adam's Radial	ehattons.com/ar	£88.00	Jan 2015							
Hatton's ICI hopper	ehattons.com/ici	£24.00 / £25.00	Mar 2015							

 Shows the stage the project is at based on the information available to us. CAD: Computer Aided Design. 1st EP: First Engineering Prototype. TBC: Price is yet To Be Confirmed (EST): Price is estimated.

You can view extended lists, preorder & comment on all of these projects at

www.ehattons.com/projectupdates

Information correct at the time of going to press. All information subject to change



Branchline 2015 New Items



Class J72 0-6-0T Pre-order for £75.00



31-060 8680 in LNER lined green
31-061 69001 in BR black with early emblem
31-062 69028 in BR black with late crest

Class 6P Royal Scot 4-6-0 Pre-order for £135.00



31-285 6130 'The West Yorkshire Regiment' in LMS crimson
31-286 46163 'Civil Service Rifleman' in BR black
31-287 46151 'The Royal Horse Guardsman' BR green

Class V2 2-6-2 Pre-order for £135.00



31-566 3645 in LNER black
31-567 60881 in BR green with late crest

Class J39 0-6-0 Pre-order for £80.00



31-866 1803 in LNER Black
31-867 64792 in BR black with early emblem

Class K3 2-6-0 Pre-order for £95.00



32-279A 1304 in LNER lined black
32-281 61862 in BR lined black with early emblem

Class 94xx 0-6-0 Pre-order for £85.00



35-025 9402 in GWR Green
35-026 9487 in BR black with early emblem
35-027 9479 in BR black with late emblem

LNWR 0-6-2T Webb Coal Tank Pre-order for £102.00



35-050 LNWR plain black livery
35-051 LMS black livery
35-052 BR black early emblem

Class 117 3-Car DMU Pre-order for £170.00



35-500 Class 117 3 car suburban DMU in BR green with speed whiskers

35-501 Class 117 3 car suburban DMU in BR blue & grey
35-502 Class 117 3 car suburban DMU in Network SouthEast livery

Class 121 "Bubble Car" Pre-order for £127.50



32-525 Class 121 'Bubble Car' single car DMU in BR green with speed whiskers

32-526 Class 121 'Bubble Car' single car DMU in BR blue & grey
32-527 Class 121 'Bubble Car' single car DMU in Network SouthEast livery

See the entire range at ehattons.com/bachmann2015

(Prices estimated - we will notify you if price rises & offer option to cancel)

Limited Edition J94s & Austerities, Class 14xx & Kings from Hatton's, being produced by DJ Models

Class 14xx Pre-order for £99



Pristine

H1401 48xx 4825 in GWR unlined green Great Western
H1404 58xx 5808 in GWR unlined green Shirtbutton
H1406 14xx 1420 in GWR unlined green G W R
H1408 58xx 5816 in BR lined black BRITISH RAILWAYS
H1409 14xx 1470 in BR lined black early emblem
H1410 58xx 5819 in BR unlined black early emblem
H1413 14xx 1444 in BR lined green early emblem
H1414 14xx 1450 BR lined green late crest
H1416 14xx 1409 BR unlined green late crest

Lightly Weathered

H1402 58xx 5814 in GWR unlined green Great Western
H1403 48xx 4871 in GWR unlined green Shirtbutton
H1405 48xx 4807 in GWR wartime black G W R
H1407 58xx 5802 in GWR unlined green G W R
H1411 58xx 5801 in BR unlined green G W R

Heavily Weathered

H1412 14xx 1474 in BR unlined black early emblem
H1415 14xx 1432 BR lined green late crest

Due Q4 2015 - Q1 2016
www.ehattons.com/j94

Austerities & J94 Limited Editions of 200 Pre-order for £99



Pristine

J9401 "Robert" in NCB Bold Colliery lined green
J9402 71515 in Mech Navvies maroon
J9407 4 in NCB Backworth Colliery lined black
J9408 98 "Royal Engineer" in Army green
J9410 15 in Wemyss Private Railway lined brown

Lightly Weathered

J9403 J94 68012 in BR black late crest
J9405 "Hurricane" in NCB Bickershaw Colliery lined green
J9409 7 in NCB Littleton Colliery lined blue

Very Heavily Weathered



J9404 1763 NCB Peckfield Colliery lined maroon with chevrons
J9406 8 in NCB Mountain Ash Colliery lined green

Due 2015
www.ehattons.com/14xx

Class 6000 King Pre-order for £169



HK01 6000 "King George V" in GWR lined green with roundel
HK02 6019 "King Henry V" in GWR lined green with shield
HK03 6021 "King Richard II" in GWR lined green with shirtbutton

HK04 6029 "King Edward VIII" in GWR un-lined wartime green
HK05 6018 "King Henry VI" in GWR lined green
HK06 6025 "King Henry III" in BR ultramarine blue
HK07 6027 "King Richard I" in BR/GWR lined green
HK08 6028 "King George VI" in BR lined blue with early crest



HK09 6023 "King Edward II" in BR lined blue with early crest
HK10 6009 "King Charles II" in BR lined green with early crest
HK11 6017 "King Edward IV" in BR lined green with late crest
HK12 6026 "King John" in BR lined green with late crest
HK13 6005 "King George II" in BR lined green with late crest
HK14 6024 "King Edward I" in BR lined green with late crest

DCC Fitted versions also available for £179
HK01DCC - HK14DCC

www.ehattons.com/king

UK P&P £4 per order
£2 P&P for single diecast items
Next Day £7 (Orders before 2pm)

17,000+ items on
www.ehattons.com/hm

Shop Open
Mon to Sat 9am to 5pm
Sunday 10am to 4pm

Phones Open
Mon to Fri 7am to 8.30pm
Saturday 7am to 6pm
Sunday 9am to 5pm

All items in stock when advert created. Prices valid until 11/11/15. Errors excepted.

Payment for pre-orders only accepted by credit or debit card

364-368 Smithdown Road, Liverpool, L15 5AN
T: 0151 733 3655 E: info@ehattons.com

OO Gauge (1:76 Scale) Steam locos



R3302 '1940: Return from Dunkirk' 75th Anniversary Train Pack 700 class 0-6-0 325 in Southern black 3 Maunsell coaches in Southern green - Ltd Ed (Hor) £231.47



31-931 Class 1000 Midland Compound 4-4-0 1189 in LMS black (Bac) (list £139.95) BARGAIN £89



31-932DC Class 1000 Midland Compound 4-4-0 40934 in BR lined black early emblem. DCC On Board (Bac) (list £159.95) BARGAIN £89



31-933 Class 1000 Midland Compound 4-4-0 41157 in BR lined black late crest (Bac) (list £139.95) BARGAIN £89
R3106 Class 2800 2-8-0 steam loco 2807 in GWR as preserved (Hor) £120
R3288A Class 2MT West 2-6-0 46526 BR lined green late crest - weathered (Bac) £110.46



31-127 Class 30xx 2-8-0 ROD 3023 in BR black early emblem (Bac) (list £129.95) BARGAIN £80
R3277 Class 3800 County 4-4-0 3833 'County Of Devon' in Great Western green - Railroad range (Hor) £64.80



31-628DC Class 3F 0-6-0 43620 in BR black late crest - weathered. DCC On Board (Bac) (list £119.95) BARGAIN £79



R3205 Class 4900 4-6-0 4965 'Rood Ashton Hall' in BR. New tooling for 2013. Special edition etched name & number (Hor) £105



R3169 Class 4900 4-6-0 Hall 5972 'Olton Hall' in GWR (Railroad range). New tooling for 2013 (Hor) £87



31-881 Class 4F 0-6-0 43875 in BR black early emblem and Johnson/Deeley tender (Bac) £84.96
R3276 Class 4P Compound 4-4-0 1072 LMS black Fowler tender - Railroad range (Hor) £69.50



R2881 Class 5 Black 5 5112 in LMS lined black (Railroad Range) (Hor) £66



31-168 Class 5 L&YR 2-4-2T 10713 in LMS crimson (Bac) NEW £90.06



31-169 Class 5 L&YR 2-4-2T 50795 in BR lined black early emblem (Bac) NEW £90.06
R3224 Class 52XX 2-8-0 5239 in BR black late crest (Hor) £111.20



32-085 Class 56XX 0-6-2 6639 in BR black early emblem (Bac) £76.46



32-084 Class 56XX 0-6-2 6677 in GWR green (Bac) £76.46
31-188 Class 5XP Jubilee 4-6-0 45565 'Victoria' in BR lined green late crest - weathered (Bac) £127.46



31-783 Class 6959 Modified Hall 7904 'Fountains Hall' in BR black early emblem - weathered (Bac) £114.71




R3278 Class 6P Patriot 4-6-0 45518 'Bradshaw' in BR green early crest - Railroad range (Hor) NEW £64.80



R3239 Class 700 0-6-0 30315 in BR late crest (Hor) £101.90



R3304 Class 700 Black Motor 0-6-0 30316 in BR black early crest - weathered (Hor) £101.84



R3226 Class 72XX 2-8-2 7218 in BR black early crest (Hor) £120.50



R3225 Class 72XX 2-8-2 7233 in Great Western green (Hor) £120.50




31-013 Class 7F 2-8-0 S&DJR 53808 in BR black late crest & Deeley tender (Bac) (list £134.95) BARGAIN £89



R3244TTS Class 8 4-6-2 71000 'Duke Of Gloucester' in BR green late crest - TTS Sound (Hor) £129.80



R3221 Class 8P Duchess 4-6-2 46233 'Duchess Of Sutherland' in BR green early crest & MK1 support coach in BR maroon (Hor) £157.60



R3195 Class 8P Duchess 4-6-2 46247 'City Of Liverpool' in BR green early emblem (Hor) £119



R3274 Class 9F 2-10-0 92023 Crosti boiler in BR black late crest - Railroad range (Hor) NEW £111.20



R3273 Class 9F 2-10-0 92027 Crosti boiler in BR early emblem - Railroad range (Hor) NEW £111.20
R3086 Class A1 'Flying Scotsman' in LNER Apple green. Upgraded to 3-pole motor flywheel (Railroad range) (Hor) (list £82.49) BARGAIN £64



R3284TTS Class A1 4-6-2 4472 'Flying Scotsman' in LNER green TTS Sound - Railroad range (Hor) £92.70



32-550B^ Class A1 4-6-2 60163 'Tornado' in BR lined Brunswick green (Bac) (list £159.95) BARGAIN £95



R3245TTS Class A1 Peppercorn 4-6-2 'Tornado' in BR Blue (as running on mainline) - TTS Sound (Hor) £143.70



R3132 Class A3 4-6-2 2599 'Book Law' in LNER green (Hor) £141.80
R3280 Class A4 4-4-0 4496 'Golden Shuttle' in LNER Garter blue - Railroad range (Hor) £71.30
31-146 Class D11/1 4-4-0 62663 'Prince Albert' BR black early emblem (Bac) £101.96
31-137 Class D11/2 4-4-0 6365 'Lucky Muckelbeck' LNER black (Bac) £106.21
35-078 Class E4 Brighton tank 0-6-2 32500 in BR black late crest (Bac) £93.46



35-076 Class E4 Brighton tank 0-6-2 473 in Southern green (as preserved) (Bac) £93.46



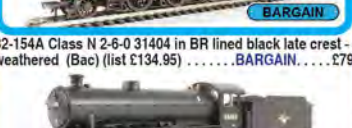
35-075 Class E4 Brighton tank 0-6-2 579 in LB & SCR umber (Bac) £93.46
31-320DC Class J11 Robinson (GCR 9J) 64325 BR black late crest. DCC Fitted (Bac) £93.46



32-154A Class N 2-6-0 31404 in BR lined black late crest - weathered (Bac) (list £134.95) BARGAIN £79



R3227 Class O1 2-8-0 63663 in BR black late crest (Hor) £121.60
31-001Z Class O4 2-8-0 Robinson ROD 63743 (shed 9G) in BR black late crest - weathered. Ltd Edition of 512 (Bac) (list £148.72) BARGAIN £119
R3194 Class V Schools 4-4-0 30937 'Epsom' BR black early emblem (Hor) £12
R3297X Railroad LMS 0-6-0T '16440' Jinty Class 3F - DCC Fitted (Hor) £44.99



31-980 Standard Class 3MT tank 80200 in BR green late crest - weathered (Bac) £110.46



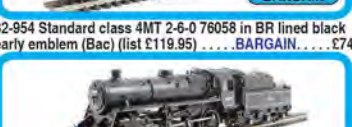
32-954 Standard class 4MT 2-6-0 76058 in BR lined black early emblem (Bac) (list £119.95) BARGAIN £74



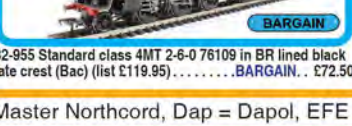
32-955 Standard class 4MT 2-6-0 76109 in BR lined black late crest (Bac) (list £119.95) BARGAIN £72.50



32-954 Standard class 4MT 2-6-0 76058 in BR lined black early emblem (Bac) (list £119.95) BARGAIN £74



32-955 Standard class 4MT 2-6-0 76109 in BR lined black late crest (Bac) (list £119.95) BARGAIN £72.50



32-508 Standard Class 5MT 73049 in BR lined green late crest & BR1 tender (Bac) (list £129.95) BARGAIN £82



32-509 Standard class 5MT 73109 in BR lined black early emblem and BR18 tender (Bac) (list £129.95) BARGAIN £89



32-261 WD Austrian 2-8-0 90441 in BR black early emblem (Bac) £114.71



32-260DC WD Austerity 2-8-0 90448 in BR black with late crest. DCC On Board (Bac) (list £152.95) BARGAIN £109



30-325 Ambulance Train No 40 Train Pack GWR Class 3700 No 3711 'City of Birmingham' in GWR khaki, 3 x coaches in olive green & 6 x WVI figures (Bac) £140.20
30-575 The Railway Children Train Pack GWR 57xx Fanner in GNSH, 2 x GNSR Coaches & Scone Craft Oakworth Station Building (Bac) £114.71



30-525 The Shakespeare Express Train Pack Hall Class 4965 'Rood Ashton Hall' in Great Western green, 2 x Pullman cars in umber & cream, BR Mk1 BSK coach in chocolate & cream & Stratford-Upon-Avon Open-top bus (Bac) £195.45
R3220 Tysley Connection train pack in Ltd Class 'Victoria Hall' in GWR green & 3 Mk1 coaches in chocolate and cream (Hor) (list £109.99) BARGAIN £49



10001HAP- 10001 BR Brunswick green orange, black & orange lining. Aug 1956 - Oct 1957. (Dap) (list £105) BARGAIN £94



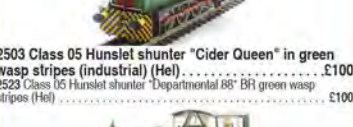
31-366 Class 03 0-6-0 diesel shunter D2016 in BR Green (Bac) £70.51



31-364 Class 03 0-6-0 diesel shunter D2383 in BR green wasp stripes - weathered (Bac) £76.46



2503 Class 05 Hunslet shunter 'Cider Queen' in green wasp stripes (industrial) (Hel) £100
2523 Class 05 Hunslet shunter 'Departmental 88' BR green wasp stripes (Hel) £100



2500 Class 05 Hunslet shunter D2574 in BR green (Hel) £100



2501 Class 05 Hunslet shunter D2578 in BR green wasp stripes (preserved) (Hel) £100



2502 Class 05 Hunslet shunter D2581 in BR green wasp stripes (Hel) £100



2520 Class 05 Hunslet shunter D2592 in BR green wasp stripes (Hel) £100



2522 Class 05 Hunslet shunter D2595 in BR blue wasp stripes (preserved) (Hel) £100



2521 Class 05 Hunslet shunter D2600 BR green wasp stripes (Hel) £100

UK P&P £4 PER ORDER

£2 per single diecast item

£7 guaranteed Next Day delivery

(Orders before 2pm)



1405^A Class 14 "Teddy Bear" (ex British Rail Green) Blue Circle Cement (ex D9526) (Weathered, (Hel) (list £115)BARGAIN...£75



1600 Class 16 North British diesel D8400 BR green grey roof. Ltd Ed of 750 pcs (Hel) (list £134.95)BARGAIN...£72
1601 Class 16 North British diesel D8401 BR green small yellow warning panels. Ltd Ed of 750 (general release) (Hel) (list £134.95)BARGAIN...£72



1602 Class 16 North British diesel D8404 BR green Stratford-style yellow warning panels. Ltd Ed of 750 (general release) (Hel) (list £134.95)...BARGAIN...£72



1605 Class 16 North British diesel D8405 BR green small yellow warning panels. Weathered. Ltd Ed of 750 (general release) (Hel) (list £144.95)...BARGAIN...£72
1603 Class 16 North British diesel D8407 BR green with full yellow ends. Ltd Ed of 750 (general release) (Hel) (list £134.95)...BARGAIN...£72
1604 Class 16 North British diesel D8409 BR green grey roof. Gloss finish. Ltd Ed of 750 (general release) (Hel) (list £134.95)BARGAIN...£72



32-038DS Class 20 20124 in BR blue with indicator discs - weathered. DCC Sound (Bac).....£195.46



32-034A Class 20 20141 in BR green full yellow ends - weathered (Bac).....£97.71



32-044 Class 20 D8028 in BR green indicator discs & tablet catcher (Bac).....£93.46



32-045 Class 20 diesel 20118 "Saltburn-by-the-Sea" in BR Railfreight red stripe (Bac).....£93.46
MM0230 Class 201 no 230 "River Bandon" IE original Enterprise (Mur).....£129
40-012-003 Class 22 B-B Diesel Hydraulic D6311 in BR green small yellow panels & disc headcode box (Dap).....£103
40-012-001 Class 22 B-B Diesel Hydraulic D6316 in BR Green. Small yellow panels and disc headcode box (Dap).....£103
40-012-002 Class 22 B-B Diesel Hydraulic D6327 in BR Green. Amended yellow panels and disc headcode box (Dap).....£103
D1000B Class 22 B-B Diesel Hydraulic D6328 (font A) BR blue full yellow ends (Dap).....£104



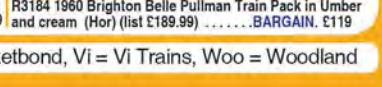
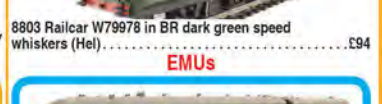
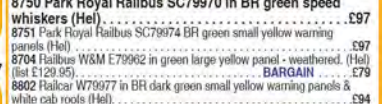
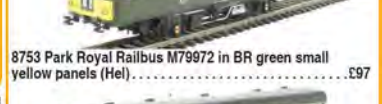
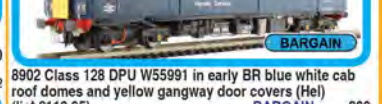

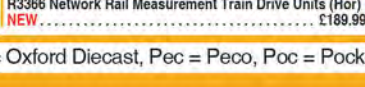
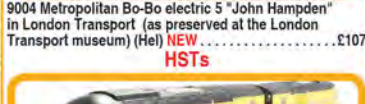
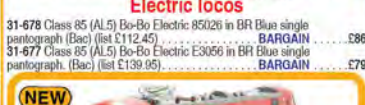
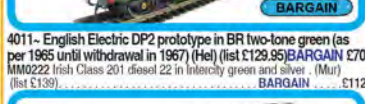

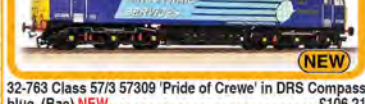

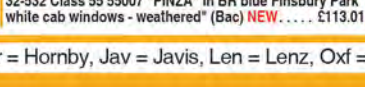
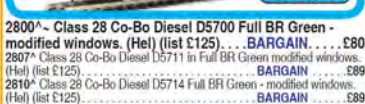
2320 Class 23 Baby Deltic D5900 green headcode discs and frost grilles - gloss (Hel) (list £129.95)BARGAIN...£69
2321 Class 23 Baby Deltic D5901 green headcode discs and frost grilles (Hel) (list £129.95)...BARGAIN...£69
2322 Class 23 Baby Deltic D5905 green headcode discs and no frost grilles (Hel) (list £129.95)...BARGAIN...£69



2323 Class 23 Baby Deltic D5909 green headcode discs and no frost grilles - weathered (Hel) (list £139.95)BARGAIN...£69

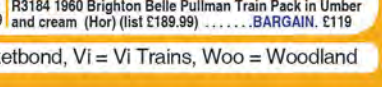
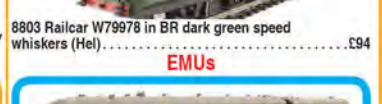
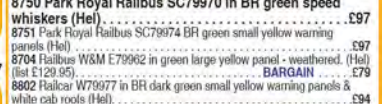
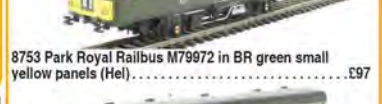
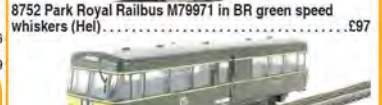
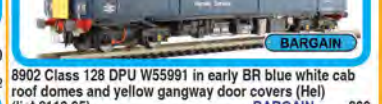
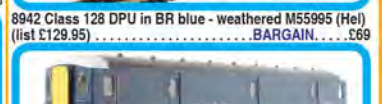



2308^A Class 23 Baby Deltic diesel D5900 in BR Green large yellow ends. (Hel) (list £119.95)BARGAIN...£72



DMUs

32-287 Class 101 2 Car DMU BR blue & grey "Cambridge/Norwich" (Bac) £135.96
32-286 Class 101 2 Car DMU in BR green small yellow warning panel "Shrewsbury/Aberystwyth" (Bac).....£135.96



EMUs

31-535 Class 105 Cravens 2 Car DMU in BR blue full yellow ends (Power Twin Unit) (Bac) (list £119.95)...BARGAIN...£78
32-285 Class 101 2 Car DMU in BR green speed whiskers "Newcastle/Middlesbrough" (Bac).....£135.96
32-906 Class 108 2 Car DMU in BR green half yellow ends (Bac) (list £139.95)...BARGAIN...£72.50
32-905^A Class 108 2-car DMU in BR blue & grey full yellow ends (Bac) (list £139.95)...BARGAIN...£72.50
32-912 Class 108 3 Car DMU in BR blue full yellow ends (Bac) (list £169.95)...BARGAIN...£86
8940 Class 128 DPU Blue full yellow ends and flush fronts M55993 (Hel) (list £119.95)...BARGAIN...£69
8942 Class 128 DPU in BR blue - weathered M55995 (Hel) (list £129.95)...BARGAIN...£69
8902 Class 128 DPU W55991 in early BR blue white cab roof domes and yellow gangway door covers (Hel) (list £119.95)...BARGAIN...£69
32-928 Class 150/1 2-car DMU 150150 in BR Regional Railways Sprinter - weathered (Bac).....£148.71
31-256DC Class 251 Blue Pullman 6-car Midland set in Nanking blue full yellow ends. DCC Fitted (Bac) (list £349.95)BARGAIN...£290
8752 Park Royal Railbus M79971 in BR green speed whiskers (Hel).....£97
8753 Park Royal Railbus M79972 in BR green small yellow panels (Hel).....£97
8750 Park Royal Railbus SC79970 in BR green speed whiskers (Hel).....£97
8751 Park Royal Railbus SC79974 BR green small yellow warning panels (Hel).....£97
8704 Railbus W&M E79962 in green large yellow panel - weathered (Hel) (list £129.95)...BARGAIN...£79
8602 Railbus W79977 in BR dark green small yellow warning panels & white cab roofs (Hel).....£94
8803 Railcar W79978 in BR dark green speed whiskers (Hel).....£94
R3184 1960 Brighton Belle Pullman Train Pack in Umber and cream (Hor) (list £189.99)...BARGAIN...£119

Visit

www.ehattons.com/hm

17,000+ items available
with live stock information



R3290 Class 2-HAL 2 car EMU in BR green small yellow ends (Hor) (list £130.25) BARGAIN £96



31-030^A Class 350/1 Desiro 4 Car EMU 350 111 "Apollo" in Silver Link (unbranded) (Bac) (list £189.95) BARGAIN £99
31-032 Class 350/1 Desiro 4 Car EMU 350 102 in London Midland (Bac) (list £189.95) BARGAIN £116



31-031 Class 350/2 Desiro 4 Car EMU 350 238 in London Midland (Bac) (list £189.95) BARGAIN £118
R3185 Class 355 Javelin 4 car EMU "Sir Chris Hoy" in Southwestern (Hor) £132



R3259 Class 401 2-BIL 2 car EMU in BR blue - As preserved at the NRM (Hor) (list £130.25) BARGAIN £74



R3161B Class 401 2-BIL 2 car EMU in SR green (Hor) (list £130.25) BARGAIN £69



31-375 Class 416 2-car EPB EMU in BR blue (Bac) (list £124.95) BARGAIN £72
31-269 Class 419 Motor Luggage Van (MLV) in BR Jaffa Cake two-tone grey and orange (Bac) £89.21



31-267 Class 419 Motor Luggage Van (MLV) in BR blue & grey (Bac) (list £104.95) BARGAIN £64



31-265 Class 419 Motor Luggage Van (MLV) in BR Southern Region green (Bac) (list £104.95) BARGAIN £64



31-266 Class 419 Motor Luggage Van (MLV) in BR Southern Region yellow panel (Bac) (list £104.95) BARGAIN £64
31-268 Class 419 Motor Luggage Van (MLV) Network South East (revised) (Bac) £83.26



B800 Non-motorised OO Track Cleaner motorised cleaning heads & vacuum in blue (Dap) £56
36-165A Presser Tanker track maintenance machine (motorised) (Bac) £83.71
31-577 Windlett M/V Multi-Purpose master and slave units in "Railrack" (Bac) (list £148.95) BARGAIN £79

Track cleaning fluid
B805 100ml of track cleaning fluid for the B800 Track cleaner (Dap) £7
Train sets - analogue
R1174 Breakdown Hauler Train Set 0-4-0 loco, Breakdown Crane and Support Van (Hor) (list £119.99) BARGAIN £59
R1151 Caledonian Belle trainset 0-4-0 steam loco in blue 4 wheel coach & open wagon (Hor) £49
R1176 Eurostar 2013 Train Set (Hor) £140



30-077 Midnight Metropolitan 32-217 style London Transport maroon pannier (different number to 30-076 30-160 Rural Commuter set Class 105 2 car DMU BR green small yellow panels (Bac) £89.24
30-080 The Western Wanderer Class 57xx Passenger 3850 in GWR shunt green and GWR Toad brake van & shunters truck in GWR gr (Bac) £84.99
30-048 Highland Tourer Digital Sound Set Class 37/4 37418 in BR blue and MK2 TSO & BSO coaches in Far North green & cream (Bac) £255

Train sets - DCC
R1173 e-Link DCC Western Master train set GWR Class 2721 steam loco & 3 wagons (Hor) £120



Coaches
R4673 RailRoad GWR 4 Wheel Coach (Hor) £13.88
R4672 RailRoad SR 4 Wheel Coach (Hor) £13.88
R4635 Arriva Trains Wales MK3 TSO second class (Hor) £26.40
R4613 BR blue & grey MK2E TSO tourist second open (Hor) £23.10



R4644 BR chocolate and cream MK1 TSO tourist second open (Hor) (list £24.99) BARGAIN £19
R4620 BR crimson and cream MK1 SO second open (Hor) £19
R4649 BR Gresley Suburban Composite Coach, Maroon (Hor) £37.27
R4650 BR Gresley Suburban Third Class Brake Coach, Maroon (Hor) £37.27



R4675 BR Gresley Suburban Third Class Coach, Maroon (Hor) £37.27
R4619 BR Maroon MK1 BG full brake/parcels coach (Hor) (list £24.99) BARGAIN £19
R4643 BR maroon MK1 SO second open (Hor) (list £24.99) BARGAIN £19
R4621 BR maroon MK1 TSO tourist second open (Hor) £19
39-225C BR Mk1 BCK Brake Composite Corridor Blue & Grey (Bac) £33.11
39-226E BR Mk1 BCK Brake Composite Corridor Maroon Weathered (Bac) £33.96



39-320A BR Mk1 BSP Pullman bar 2nd 'The Hadrian Bar' (with lighting) (Bac) (list £48.95) BARGAIN £26
39-321 BR Mk1 BSP Pullman bar 2nd coach in blue/grey (with lighting) (Bac) (list £48.95) BARGAIN £24
39-125D BR Mk1 CK Composite Corridor Blue & Grey (Bac) £33.11
39-126G BR Mk1 CK Composite Corridor Maroon Weathered (Bac) £33.96



39-291A BR Mk1 FP Pullman parlour 1st coach in blue grey (with lighting) (Bac) (list £48.95) BARGAIN £24



34-326A Period III 50ft parcels van in BR crimson & cream (Bac) £22.91
76PAN002 Plaidford Panorama Flights (Orl) £12
R4663 Pullman First Class Kitchen Car - K-Type Pullman Car (Hor) £46.29
R4664 Pullman First Class Parlour Car - K-Type Pullman Car (Hor) £46.29



39-274A Pack of 4 BR Mk1 GUV InterCity Motorail Blue & Grey - Weathered - NXA E9376 (Bac) (list £158.80) BARGAIN £80
39-274A Single (Bac) (list £39.95) BARGAIN £21



NEW
R4646 BR Mk1 Parcels Coach 'Express Parcels' (Hor) £23.14
R4642A BR Mk1 Parcels Coach, Chocolate & Cream (Hor) NEW £23.14
39-426 BR Mk1 POS Post Office Sorting Van BR Blue & Grey (+Nets) (Bac) £46.76
39-301A BR Mk1 SK Pullman Second Kitchen Grey & Blue (with Lighting) (Bac) (list £48.95) BARGAIN £24



R4662 Pullman Third Class Brake Parlour Car - K-Type Pullman Car (Hor) £46.29
R4660 Pullman Third Class Kitchen Car - K-Type Pullman Car (Hor) £46.29



R4661 Pullman Third Class Parlour Car - K-Type Pullman Car (Hor) £46.29
MM1701, MM1702 & MM1703 RPSI Mk2 coaches - FK TSO & BSO - Pack of 3 (Hor) (list £39) BARGAIN £69



39-300C BR Mk1 SK Pullman Second Kitchen in Umber & Cream 'Car 335' (With Lighting) (Bac) (list £48.95) BARGAIN £26
39-629E BR Mk1 SK Second Corridor chocolate & cream (Bac) £28.01
39-500 BR Mk1 SLF Sleeper Car in maroon (Bac) £36.50

39-500 Pack of 4 (Bac) (list £171.80) BARGAIN £136
39-502 BR Mk1 SLSTP Sleeper Car in maroon (Bac) £33
39-502 Pack of 4 (Bac) (list £155.80) BARGAIN £120
39-052G BR Mk1 SO Second Open Crimson & Cream (Bac) £33.11



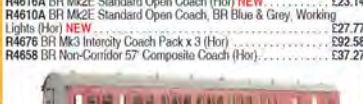
39-311A BR Mk1 SP Pullman Second Parlour Grey & Blue (With Lighting) (Bac) (list £48.95) BARGAIN £26



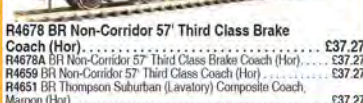
39-200C BR Mk1 Super BG Full Brake RES - Weathered (Bac) (list £39.95) BARGAIN £18
39-363 BR Mk2A TSO Tourist Second Open Network South East (Bac) £33.96



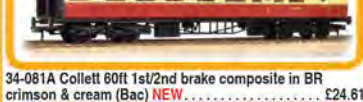
NEW
R4618A BR MK2E Standard Open Brake Coach (Hor) NEW £23.14
R4616A BR MK2E Standard Open Coach (Hor) NEW £23.14
R4610A BR MK2E Standard Open Coach, BR Blue & Grey, Working Lights (Hor) NEW £27.77
R4676 BR Mk3 Intercity Coach Pack x 3 (Hor) £92.58
R4658 BR Non-Corridor 57' Composite Coach (Hor) £37.27



R4678 BR Non-Corridor 57' Third Class Brake Coach (Hor) £37.27
R4678A BR Non-Corridor 57' Third Class Brake Coach (Hor) £37.27
R4659 BR Non-Corridor 57' Third Class Coach (Hor) £37.27
R4651 BR Thompson Suburban (Lavatory) Composite Coach, Maroon (Hor) £37.27



NEW
34-081A Collett 60ft 1st/2nd brake composite in BR crimson & cream (Bac) NEW £24.61



NEW
R4655 DB Schenker DVT 82146 (Hor) NEW £39.81
R4665A East Coast Trains Mk4 First Class Coach (Hor) £26.38
R4523 GWR Composite Coach - Railroad Range (Hor) £16
R4617 Intercity MK2E FO first open (Hor) £23.10
R4618 Intercity MK2E TSO tourist second open (Hor) £23.10
39-455 LMS 57' Porthole Corridor 1st in BR crimson & cream (Bac) £33.96
39-460 LMS 57' Porthole Corridor Brake 3rd BR Crimson & Cream (Bac) £33.96
39-470 LMS 60' Porthole Corridor Brake 1st BR Crimson & Cream (Bac) £33.96



39-465 LMS 60' Porthole Corridor Composite in BR crimson & cream (Bac) £33.96
39-475 LMS 60' Porthole Open Vestibule 1st BR crimson & cream (Bac) £33.96
R4656 LMS Non-Corridor 57' Composite Coach (Hor) £37.27
R4677A LMS Non-Corridor 57' Third Class Brake Coach (Hor) £37.27
R4657 LMS Non-Corridor 57' Third Class Coach (Hor) £37.27
R4352 Mk1 BSK brake corridor second BR maroon. New tooling for 2013 (Hor) £17
R4350 Mk1 CK corridor composite BR maroon. New tooling for 2013 (Hor) £17
R4351 Mk1 SK corridor second in BR maroon. New tooling for 2013 (Hor) £17
34-633 Mk1 Suburban 2nd brake in BR blue - weathered (Bac) £25.46
34-678 Mk1 Suburban 2nd open in BR blue - weathered (Bac) £25.46



39-465 LMS 60' Porthole Corridor Composite in BR crimson & cream (Bac) £33.96
39-475 LMS 60' Porthole Open Vestibule 1st BR crimson & cream (Bac) £33.96
R4656 LMS Non-Corridor 57' Composite Coach (Hor) £37.27
R4677A LMS Non-Corridor 57' Third Class Brake Coach (Hor) £37.27
R4657 LMS Non-Corridor 57' Third Class Coach (Hor) £37.27
R4352 Mk1 BSK brake corridor second BR maroon. New tooling for 2013 (Hor) £17
R4350 Mk1 CK corridor composite BR maroon. New tooling for 2013 (Hor) £17
R4351 Mk1 SK corridor second in BR maroon. New tooling for 2013 (Hor) £17
34-633 Mk1 Suburban 2nd brake in BR blue - weathered (Bac) £25.46
34-678 Mk1 Suburban 2nd open in BR blue - weathered (Bac) £25.46



34-326A Period III 50ft parcels van in BR crimson & cream (Bac) £22.91
76PAN002 Plaidford Panorama Flights (Orl) £12
R4663 Pullman First Class Kitchen Car - K-Type Pullman Car (Hor) £46.29
R4664 Pullman First Class Parlour Car - K-Type Pullman Car (Hor) £46.29



34-326A Period III 50ft parcels van in BR crimson & cream (Bac) £22.91
76PAN002 Plaidford Panorama Flights (Orl) £12
R4663 Pullman First Class Kitchen Car - K-Type Pullman Car (Hor) £46.29
R4664 Pullman First Class Parlour Car - K-Type Pullman Car (Hor) £46.29



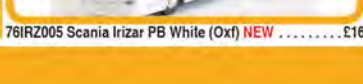
R4662 Pullman Third Class Brake Parlour Car - K-Type Pullman Car (Hor) £46.29
R4660 Pullman Third Class Kitchen Car - K-Type Pullman Car (Hor) £46.29



R4661 Pullman Third Class Parlour Car - K-Type Pullman Car (Hor) £46.29
MM1701, MM1702 & MM1703 RPSI Mk2 coaches - FK TSO & BSO - Pack of 3 (Hor) (list £39) BARGAIN £69



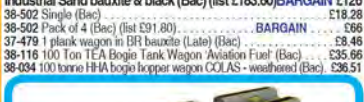
NEW
76IRZ005 Scania Irizar PB White (Oxf) NEW £16



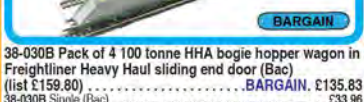
Wagons
R6705 BR Railfreight HAA MGR Red Frame Wagon (Hor) £22.21
R6682G LNER Extra Long CGT Van '1238' (Hor) £12.49



39-502 Megapack of 8 'Covhop' covered hopper in British Industrial Sand bauxite & black (Bac) (list £183.80) BARGAIN £126
39-502 Single (Bac) £18.28
39-502 Pack of 4 (Bac) (list £91.80) BARGAIN £36
37-479 1 plank wagon in BR bauxite (Late) (Bac) £8.46
38-116 100 Ton TEA Bogie Tank Wagon Aviation Fuel (Bac) £35.66
38-034 100 tonne FFA bogie hopper wagon COLAS - weathered (Bac) £36.51



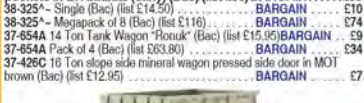
38-030B Pack of 4 100 tonne HHA bogie hopper wagon in Freightliner Heavy Haul sliding end door (Bac) (list £159.80) BARGAIN £135.83
38-030B Single (Bac) £33.96
37-628B 102 Tonne GLW Thrall BPA steel strip carrier in EVS - weathered (Bac) (list £29.95) BARGAIN £19
37-628B Pack of 4 (Bac) (list £119.80) BARGAIN £74
37-628B Megapack of 6 (Bac) (list £239.80) BARGAIN £143



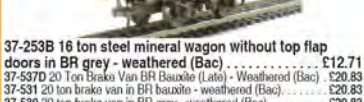
38-325^A Pack of 4 13 Ton high sided steel open wagon chain pockets in BR bauxite (early) (Bac) (list £58) BARGAIN £38
38-325^A Single (Bac) (list £14.50) BARGAIN £10
38-325^A Megapack of 6 (Bac) (list £118) BARGAIN £39
37-654A 14 Ton Tank Wagon "Plunk" (Bac) (list £15.95) BARGAIN £9
37-654A Pack of 4 (Bac) (list £63.80) BARGAIN £34
37-426C 16 Ton slope side mineral wagon pressed side door in MOT brown (Bac) (list £12.95) BARGAIN £7



37-253B 16 ton steel mineral wagon without top flap doors in BR grey - weathered (Bac) £12.71
37-537D 20 Ton Brake Van BR Bauxite (Late) - Weathered (Bac) £20.83
37-531 20 ton brake van in BR bauxite - weathered (Bac) £20.83
37-530 20 ton brake van in BR grey - weathered (Bac) £20.83
33-307 20 ton Toad brake van in BR bauxite (Bac) £11.86




38-602 21 Ton Grain Hopper BR Bauxite (Late) (Bac) £19.51
38-601 21 Ton Grain Hopper BR Grey (TOPS) (Bac) £19.51
38-270A 22 ton Presto in Blue Circle Railfreight brown (Bac) £22
38-270A Pack of 4 (Bac) £80
38-750 21 Ton STV Tube Wagon BR Bauxite (TOPS) Weathered (previously announced as BR grey) (Bac) £22.91
37-279 27 ton steel tippler wagon in BR bauxite (Bac) £11.01



NEW
38-145 29 ton VDA sliding door box van in BR bauxite - weathered (Bac) NEW £21.21



NEW
38-146 29 ton VDA sliding door box van in BR Civil Link - weathered (Bac) NEW £21.21
38-120B 35 Ton VAA box van sliding door Railfreight red & grey - weathered (Bac) £20.36
38-120B Pack of 4 (Bac) (list £95.80) BARGAIN £72
38-120B Megapack of 8 (Bac) (list £191.60) BARGAIN £136



38-126A Megapack of 8 35 Ton VBB box van sliding door in BR bauxite - weathered (Bac) (list £199.60) BARGAIN £136
38-126A Single (Bac) (list £24.95) BARGAIN £26.36
38-126A Pack of 4 (Bac) (list £99.80) BARGAIN £72
37-578A 45 tonne TTA tank in ICI Motiford (Bac) £13.96
38-064 45 tonne glw MEA open box wagon in EVS - weathered (Bac) £13.56
38-020A 46 Tonne glw CEA covered hopper wagon EVS - weathered (Bac) £15.68
38-020A Pack of 4 (Bac) (list £73.80) BARGAIN £58
38-020A Megapack of 8 (Bac) (list £147.60) BARGAIN £110



37-603A Megapack of 8 46 Tonne glw VGA sliding wall van in EVS - weathered (Bac) (list £175.60) BARGAIN £122
37-603A Single (Bac) (list £21.95) BARGAIN £16
37-603A Pack of 4 (Bac) (list £87.80) BARGAIN £62
37-062A 5 plank wagon wooden floor Edwin W. Badland (Bac) (list £12.95) BARGAIN £7
37-062A Pack of 4 (Bac) (list £51.80) BARGAIN £27
37-064 5 plank wagon wooden floor in Farnham (Bac) (list £12.95) BARGAIN £9
37-064 Pack of 4 (Bac) (list £51.80) BARGAIN £30
4F-031-019 6 wheel milk tanker "United Dairies" (Dap) £11
4F-031-020 6 wheel milk tanker "United Dairies" - weathered (Dap) £12
37-081F 7 plank and door wagon in BR grey (Bac) £12.12
37-187 7 plank wagon coke rails "T.L. Hale (Tipton) Ltd" (Bac) (list £14.25) BARGAIN £9
37-187 Pack of 4 (Bac) (list £57) BARGAIN £30



37-603A Megapack of 8 46 Tonne glw VGA sliding wall van in EVS - weathered (Bac) (list £175.60) BARGAIN £122
37-603A Single (Bac) (list £21.95) BARGAIN £16
37-603A Pack of 4 (Bac) (list £87.80) BARGAIN £62
37-062A 5 plank wagon wooden floor Edwin W. Badland (Bac) (list £12.95) BARGAIN £7
37-062A Pack of 4 (Bac) (list £51.80) BARGAIN £27
37-064 5 plank wagon wooden floor in Farnham (Bac) (list £12.95) BARGAIN £9
37-064 Pack of 4 (Bac) (list £51.80) BARGAIN £30
4F-031-019 6 wheel milk tanker "United Dairies" (Dap) £11
4F-031-020 6 wheel milk tanker "United Dairies" - weathered (Dap) £12
37-081F 7 plank and door wagon in BR grey (Bac) £12.12
37-187 7 plank wagon coke rails "T.L. Hale (Tipton) Ltd" (Bac) (list £14.25) BARGAIN £9
37-187 Pack of 4 (Bac) (list £57) BARGAIN £30



37-603A Megapack of 8 46 Tonne glw VGA sliding wall van in EVS - weathered (Bac) (list £175.60) BARGAIN £122
37-603A Single (Bac) (list £21.95) BARGAIN £16
37-603A Pack of 4 (Bac) (list £87.80) BARGAIN £62
37-062A 5 plank wagon wooden floor Edwin W. Badland (Bac) (list £12.95) BARGAIN £7
37-062A Pack of 4 (Bac) (list £51.80) BARGAIN £27
37-064 5 plank wagon wooden floor in Farnham (Bac) (list £12.95) BARGAIN £9
37-064 Pack of 4 (Bac) (list £51.80) BARGAIN £30
4F-031-019 6 wheel milk tanker "United Dairies" (Dap) £11
4F-031-020 6 wheel milk tanker "United Dairies" - weathered (Dap) £12
37-081F 7 plank and door wagon in BR grey (Bac) £12.12
37-187 7 plank wagon coke rails "T.L. Hale (Tipton) Ltd" (Bac) (list £14.25) BARGAIN £9
37-187 Pack of 4 (Bac) (list £57) BARGAIN £30



37-603A Megapack of 8 46 Tonne glw VGA sliding wall van in EVS - weathered (Bac) (list £175.60) BARGAIN £122
37-603A Single (Bac) (list £21.95) BARGAIN £16
37-603A Pack of 4 (Bac) (list £87.80) BARGAIN £62
37-062A 5 plank wagon wooden floor Edwin W. Badland (Bac) (list £12.95) BARGAIN £7
37-062A Pack of 4 (Bac) (list £51.80) BARGAIN £27
37-064 5 plank wagon wooden floor in Farnham (Bac) (list £12.95) BARGAIN £9
37-064 Pack of 4 (Bac) (list £51.80) BARGAIN £30
4F-031-019 6 wheel milk tanker "United Dairies" (Dap) £11
4F-031-020 6 wheel milk tanker "United Dairies" - weathered (Dap) £12
37-081F 7 plank and door wagon in BR grey (Bac) £12.12
37-187 7 plank wagon coke rails "T.L. Hale (Tipton) Ltd" (Bac) (list £14.25) BARGAIN £9
37-187 Pack of 4 (Bac) (list £57) BARGAIN £30



37-603A Megapack of 8 46 Tonne glw VGA sliding wall van in EVS - weathered (Bac) (list £175.60) BARGAIN £122
37-603A Single (Bac) (list £21.95) BARGAIN £16
37-603A Pack of 4 (Bac) (list £87.80) BARGAIN £62
37-062A 5 plank wagon wooden floor Edwin W. Badland (Bac) (list £12.95) BARGAIN £7
37-062A Pack of 4 (Bac) (list £51.80) BARGAIN £27
37-064 5 plank wagon wooden floor in Farnham (Bac) (list £12.95) BARGAIN £9
37-064 Pack of 4 (Bac) (list £51.80) BARGAIN £30
4F-031-019 6 wheel milk tanker "United Dairies" (Dap) £

Prices valid until 11/11/15

Orders received after this date for products that have increased in price will be given a refund



37-162 Pack of 4 8 plank end door wagon in "R. W. Hill & Son" (Bac) (list £59.80)	BARGAIN	£30
37-162 Single (Bac) (list £14.95)	BARGAIN	£8
37-163 8 plank end door wagon "William Harrison" (Bac) (list £14.95)	BARGAIN	£8
37-163 Pack of 4 (Bac) (list £59.80)	BARGAIN	£30
37-150A 80 tonne glw BDA bogie bolster wagon in Loadhaul (Bac) (list £23.95)	BARGAIN	£15
38-150A Pack of 4 (Bac) (list £95.80)	BARGAIN	£58
38-150A Megapack of 8 (Bac) (list £191.60)	BARGAIN	£112



38-151B Megapack of 8 80 Tonne glw BDA bogie bolster wagon in Railfreight Metals (Bac) (list £103.80)	BARGAIN	£52
38-151B Single (Bac) (list £23.95)	BARGAIN	£14
38-151B Pack of 4 (Bac) (list £95.80)	BARGAIN	£54



38-351A Pack of 4 BAA steel carrier steel coils in Railfreight Metals (Bac) (list £103.80)	BARGAIN	£52
38-351A Single (Bac) (list £23.95)	BARGAIN	£14
R6712 BR Open Wagon Triple Pack (Hor)		£23.14



38-427 Megapack of 8 Bulk grain bogie hopper in "Traffic Services Limited" (Bac) (list £479.60)	BARGAIN	£330
38-427 Single (Bac) (list £23.95)	BARGAIN	£14
38-427 Pack of 4 (Bac) (list £95.80)	BARGAIN	£54



38-350A Pack of 4 BZA steel carrier steel coils in EWS (Bac) (list £103.80)	BARGAIN	£52
38-350A Single (Bac) (list £23.95)	BARGAIN	£14
37-960 Conflat wagon in BR bauxite A container in BR crimson (Bac)		£11.86



37-952 Conflat wagon in BR bauxite BD container in Speedfreight (Bac) NEW		£13.56
4F-044-001 Free Container 1 win Pack OO Filiner 640707 + 640708 (Dap)		£31
4F-044-003 Free Container Twin Pack OO Filiner 640719 + 640720 (Dap)		£31
4F-016-001 Fyffes banana van in brown (Dap)		£8
4F-016-101 Fyffes banana van in yellow - weathered (Dap)		£9



37-314 Pack of 4 Intermodal bogie wagon 2 x 45ft containers in Salfmarine (Bac) (list £199.80)	BARGAIN	£108
37-314 Single (Bac) (list £49.95)	BARGAIN	£29
38-250A IPA twin double dock car transporter STVA red - weathered (Bac)		£42.46



38-200A Megapack of 8 JPA bogie cement hopper "VTG - Lafarge Cement" (Bac) (list £287.60)	BARGAIN	£166
38-200A Single (Bac) (list £35.95)	BARGAIN	£22
38-200A Pack of 4 (Bac) (list £143.80)	BARGAIN	£85
38-751 Long Tube Wagon BR Bauxite (Early) (Bac)		£22.06
38-242* MSA Megabox high-sided bogie box wagon in EWS - weathered (without buffers) (Bac) (list £27)	BARGAIN	£22
38-242 Pack of 4 (Bac) (list £108)	BARGAIN	£76
38-242* Megapack of 8 (Bac) (list £216)	BARGAIN	£162



37-983 Pack of 2 Conflat wagons in BR bauxite (Bac) NEW		£25.46
37-672 Pack of 3 14 Ton tank wagons in British Tar - weathered (Bac) (list £46.95)	BARGAIN	£28



37-671 Pack of 3 14 Ton tank wagons in Fina - weathered (Bac) (list £46.95)	BARGAIN	£28
---	---------	-----

37-236 Pack of 3 16 ton steel mineral wagons NUB top flap doors - weathered (Bac) £33.96



4F-032-015 Rectangular Tank Butler 73 (Dap) NEW		£13
4F-027-004 Silver Bullet EMEWA 33 87 789 8013-0 (Dap)		£22
4F-012-001 Ventilated van in BR (Dap)		£8

Containers & Loads

44-551 Coal loads for 4-wheel wagons x 4 (Bac) £6.76

Analogue controllers



R8012 HM2000 High output power & speed controller, mains supply (Hor)		£74
36-560 Plug in 0.7 Amp transformer separate speed controller, track connector wires & power clip (Bac)		£25.54
R8250 Standard Train Controller (an alternative to R865). Use R964 or P2000 transformer (Hor)		£21

DCC decoders

36-554 21-pin 3-function 2-sided 1A decoder back EMF for slow running (Bac) £12



DCR-21PIN-Direct Box of 10 21-pin 4-function 1.1Amp direct plug decoder back EMF (Hat)		£110
DCR-21PIN-Direct Single (Hat)		£12
DCR-21PIN-Direct Box of 5 (Hat)		£57
36-557 21-pin E-Z Command 4-function 1A decoder back EMF (Bac)		£14.50
36-557 Pack of 5 (Bac) (list £32.50)		BARGAIN
DCC27 8 & 21-pin 4-function 1A (1.8A peak) small OMNI decoder (measures 23 x 27 x 10mm) (Gau)		£16
BPDC27 8 & 21-pin 4-function 1A (1.8A peak) small OMNI decoder (measures 23 x 27w x 10d mm) x 5 (Gau)		£71



R8249 Box of 6 8-pin 4-function 2-sided 0.5A (1A peak) decoder (Hor)		£76
R8249 Single (Hor)		£14



DCR-8PIN-Direct Box of 10 8-pin compact direct 4-function 1.1Amp decoder back EMF (Hat)		£105
DCR-8PIN-Direct Single (Hat)		£13
DCR-8PIN-Direct Box of 5 (Hat)		£59
BPDC29 OMNI 8 Pin Direct Plug Decoder (5 Pack) (Gau)		£68

DCC accessory decoders

R8247 DCC accessory decoder (for points and motors) (Hor) £32

PC2 One Touch DCC Quad Point Controller x 4 (Tra) £32



DCC controllers

R8312 e-LINK Module, Railmaster Software & 1 Amp Transformer (PC/Laptop Required) (Hor) £68



36-500 EZ Command DCC controller - boxed (Bac)		£76.46
--	--	--------



36-504 EZ Command Dynamis Ultima DCC system (Bac)		£250.71
---	--	---------

DCC accessories

R8241 Digital Power Track (Hor) £5

R8239 Power and Signal Booster - can be used any DCC controlled system (Hor) £74

Point motors

R8014 Mark 2 Point Motor (Hor) £7

R8243 Surface Mounted point motor (Hor) £7

Switches & Levers

R044 Passing contact lever frame switch (for point motors) (Hor) £9

Lighting equipment

CL1 Standard Coach Lighting Strips - Cool White (Tra) £17

CL2 Standard Coach Lighting Strips - Warm White (Tra) £17

Accessories

SFX20 Diesel loco sound capsule (with built in battery, speaker & motion detector) (Tra)		£37
SFX10 Steam loco sound capsule (with built battery, speaker & motion detector) (Tra)		£37

Spares

36-026 10 x M2 Couplings mini type - long (Bac)		£4.68
SL-111 Finescale insulated rail joiners/fishplates (Code 70, 75 & 83) for OO & HO gauge - Pack of 12 (Pac)		£2
SL-110 Finescale rail joiners/fishplates (for code 70, 75 & 83) for OO & HO gauge - Pack of 24 (Pac)		£2
SL-11 Insulated rail joiners/fishplates (for OO, HO & O gauge code 100 rails incl. Hornby, Peco & Peco Streamline) - Pack of 12 (Pac)		£2

RAIL JOINERS



SL-10 Metal rail joiners/fishplates (for code 100 rails inc Hornby, Peco & Peco Streamline). For OO, HO & O gauge - Pack of 24 (Pac)		£2.50
36-030 M2 Couplings NEM shaft (straight) pocket x 10 (Bac)		£6
20KADEE NEM-362 Extra Long Coupler - 11.68 mm (29/64") (w/o Draft Gear Boxes) (2 pair) (Kad)		£2.90
19KADEE NEM-362 Long Coupler - 10.61 mm (27/64") (w/o Draft Gear Boxes) (2 pair) (Kad)		£3.50
GM50 OO/HO gauge loco wheel cleaner (Gau)		£24
321KADEE Permanent Magnet Delayed Uncoupler (Code 100) (Kad)		£5
TT4561 Tidy Track Roto Wheel Cleaner OO/HO Gauge (Woo)		£21.75

Wheel sets



R8218 14.1 mm coach wheels (pack of 10) (Hor)		£5
R8264 14.1mm 2 hole coach wheels (pack of 10) (Hor)		£5
36-034 Brass turned wagon disc wheels on 10 metal axles (12mm diameter) - Pack of 20 (Bac)		£9.99
36-015 Metal 3-hole disc wagon wheels on 10 metal axles - Pack of 20 (Bac)		£7
R8096 Metal disc wheels on axles (10 axles) (Hor)		£5.50
R8098 Metal spoked wheels on axles (10 axles) (Hor)		£5
36-006A Pair of Commonwealth coach bogies (Bac)		£5
36-024 Pair of LMS bogies (Bac)		£5

Man-made scenic structure - railway-related



89121 21.5 metre (90ft) Motorised turntable - ready for installation. Upgraded 89111. For HO/OO scales. DCC ready (Hel)		£199
LK-55 78ft Wolf type turntable (Pac)		£38



R083 Box of 6 Buffer Stop (Hor)		£8
R083 Single (Hor)		£1.40
R636 Double track level crossing (Hor)		£18



R070 Electrically Operated Turntable (Hor)		£59
44-129 Fuel Storage Tank (110 x 55 x 60mm) (Bac)		£25.46
44-042 Linting Jacks x 4 (16 x 23 50mm) (Bac)		£6.38



SL-43 Loco Lift and storage unit (Pec)		£11
44-508 Motive Power Depot Accessories (Bac) (list £15.45) BARGAIN		£9.50
OOCAT1 Overhead M3 High Speed Catenary Single Mast (Pack of 10) - 5 long arm and 5 short arm ass-fix mounting system (Dap)		£8
C010 Platform Canopy plastic kit (Dap)		£6.65
R514 Platform Canopy x 2 (Hor)		£12
SL-40 Rail built buffer stop (Pac)		£1.50
R460 Straight Platform (Hor)		£3.50

Signals

ECKB462 2 light signal red/green 1 junction square head (Bac) £20

4L-002-001 Signal - Motorised, LMS home (OOSIGN) (Dap) £22



Buildings - general

PO284 Boiler House & Factory entrance (Met) £12



44-0039 Fishing Net Lofts (Bac) NEW		£25.46
-------------------------------------	--	--------



44-270 Low Relief Municipal Building (Bac) NEW		£31.41
PO276 Low relief terrace house fronts - red brick (126w x 73d x 125h mm) (Met)		£10
44-246 Low relief terrace (120 x 110 x 104mm) (Bac)		£22.91
PO261 Pair of red brick terrace houses (Card Kit) (Met)		£8
44-0005 Portable office (96 x 42 x 34mm) (Bac)		£16.96



44-570 Quayside Corners (Bac) NEW		£23.76
PO283 Small factory kit (Met)		£12



44-0020 The Jackdaw Pub (Bac) NEW		£42.29
PO282 Warehouse - low relief or stand-alone (Met)		£12

Man-made scenic structure - non-railway

PM121 Fencing - Security Fence - Includes Gates (Jav) £8

LK-45 Flexible field fencing. Approx 1000mm (42in). 5 pieces (Pac) £3

44-562 Metal fencing (Bac) £6.46



44-0018 Small water tower (Bac) NEW		£36.51
44-563 Straight pavements x 4 (Bac)		£6.46
GM370 Tarmac road 80mm wide (1m) (Gau)		£6.95

Bridges, Tunnels & Walls

R8008 Grand suspension bridge (Hor) £39



44-568 Quayside walls (Bac) NEW		£33.96
---------------------------------	--	--------



44-569 Quayside walls Steps (Bac) NEW		£33.96
PO244 Retaining Wall in Red Brick - 4 sections per kit (Met)		£11
PO245 Retaining Wall in Stone - 4 wall sections per kit (Met)		£11
MO056 Tarmacadam Builder thick card sheets x 8 (Met)		£5

Minerals, Water & Rocks

GM114 Granite Ballast - OO & HO gauge - large bag 500g (Gau) £3

People - civil

36-407 1950s Train Crew x 6 (Bac) £6.21

36-047 Locomotive staff x 6 (Bac) £6.21

36-045 Station passengers sitting x 6 (Bac) £6.21

36-044 Station passengers standing x 6 (Bac) £6.21

36-043 Station staff x 6 (Bac) £6.21

Track - Code 100 Setrack

ST-244 Setrack curved double radius right handed point insulfrog (Pac) £14

ST-201 Setrack double straight (Pac) £2

ST-247 Setrack medium radius Y point insulfrog (Pac) £10

ST-221 Setrack No.1 radius double curve (Pac) £2.50

ST-226 Setrack No.2 radius double curve (Pac) £2.50

ST-241 Setrack No.2 radius left handed point insulfrog (Pac) £9




ST-240 Setrack No.2 radius right handed point insulfrog (Pac)		£9
ST-231 Setrack No.3 radius double curve (Pac)		£3
ST-235 Setrack No.4 Radius Standard Curve. No "double" version produced - use 16 to form a circle (Pac)		£2
ST-204 Setrack Quad Straight (Pac)		£3.50
ST-204 Box of 24 (Pac)		£76
ST-200 Setrack standard straight (Pac)		£1.50

Track - Code 100 Streamline

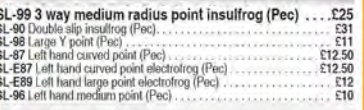
SL-100 Pack of 25 1 yard (91.5cm) length of Code 100 Wooden-sleeper nickel silver flexible track (Pec) £66



SL-100 Single (Pec)		£3
SL-102 1 yard (91.5cm) length of Nickel Silver concrete-sleeper flexible track (Pec)		£3
SL-102 Pack of 25 (Pac)		£76
SL-E99 3 way medium radius point electrofrog (Pac)		£25



SL-99 3 way medium radius point insulfrog (Pec)		£25
SL-92 Double slip insulfrog (Pac)		£31
SL-E92 Left hand small point electrofrog (Pac)		£9.50
SL-94 Long crossing insulfrog (Pac)		£10
SL-E86 Right hand curved point electrofrog (Pac)		£12.50
SL-E88 Right hand large point electrofrog (Pac)		£12.50
SL-E89 Left hand large point electrofrog (Pac)		£12
SL-96 Left hand medium point (Pac)		£10



SL-E96 Left hand medium point electrofrog (Pec)		£10
SL-92 Left hand small point (Pac)		£9.50
SL-E92 Left hand small point electrofrog (Pac)		£9.50
SL-94 Long crossing insulfrog (Pac)		£10
SL-E86 Right hand curved point electrofrog (Pac)		£12.50
SL-E88 Right hand large point electrofrog (Pac)		£12.50
SL-E89 Left hand large point electrofrog (Pac)		£12
SL-96 Left hand medium point (Pac)		£10
SL-E95 Right hand medium point electrofrog (Pac)		£10
SL-E91 Right hand small point (Pac)		£9.50
SL-E91 Right hand small point electrofrog (Pac)		£9.50
SL-90 Single slip insulfrog (Pac)		£28



Opening hours
Store: 09:00 - 17:00 Mon - Sat
10:00 - 16:00 Sun



07:00 - 20:30 Mon-Fri
07:00 - 18:00 Sat 09:00 - 17:00 Sun

Track - Code 75 FineScale Streamline

- SL-102F 1 yard (91.5cm) length of finescale Nickel Silver concrete-sleeper flexible track (Pec) £3
SL-102F Pack of 25 (Pec) £72



- SL-100F Pack of 25 1 yard (91.5cm) length of Nickel Silver Finescale flexible track (Pec) £72
SL-100F Single (Pec) £3
SL-1199 3 way finescale medium radius point electrofrog (Pec) £27
SL-E1095 Code 75 Medium Radius Concrete sleeper turnout (RH) (Pec) £12.50
SL-E190 Finescale double slip electrofrog (code 75 Rail) (Pec) £35
SL-E198 Finescale large Y point electrofrog (Pec) £12
SL-E187 Finescale left hand curved point electrofrog (Pec) £12.50
SL-E189 Finescale left hand large point electrofrog (Pec) £12
SL-E196 Finescale left hand medium point electrofrog (Pec) £12
SL-E192 Finescale left hand small point electrofrog (Pec) £10
SL-E186 Finescale right hand curved point electrofrog (Pec) £12.50



- SL-E188 Finescale right hand large point electrofrog (Pec) £12
SL-E195 Finescale right hand medium point electrofrog (Pec) £12
SL-E191 Finescale right hand small point electrofrog (Pec) £10

Track & Points

- R8090 1 single yard length of Semi-Flexible Track (Hor) £3.50
R8090 Pack of 24 (Hor) £79
R805 1st radius double curve (8 make a circle) (Hor) £2.50
R806 Circle of 8 (Hor) £15
R807 2nd radius double curve track (8 make a circle) (Hor) £2.25
R807 Circle of 8 (Hor) £18
R809 3rd radius double curve track (8 make a circle) (Hor) £3
R806 Circle of 8 (Hor) £22
ST-2035 4th radius Standard Curve Track (ST-235 x 8) (Pec) £16
R8262 Double 4th radius curve (8 make a circle) (Hor) £3



- R601 Box of 24 Double Straight (Hor) £49
R601 Single (Hor) £2.25
R8074 Left hand curved point (Hor) £14.40
R8077 Left hand Express point (Hor) £16
R8072 Left hand Standard Point (Hor) £9
R8083 Long Straight (Hor) £3.25
R6-603 Long straight track nickel silver (same as R603) (Bas) £2.75
R6-603 Box of 10 (Bas) (List £34) BARGAIN £24.80
R8075 Right hand curved point (Hor) £14.40
R8076 Right hand Express point (Hor) £16
R8073 Right hand Standard Point (Hor) £9
R6-673 Right hand Standard Point (Bas) £7.50
R810 Short Straight (Hor) £1.50
R621 Single 970mm length of flexible track (Hor) £3
R621 Pack of 24 (Hor) £66
R620 Standard Straight (Hor) £1.40
R600 Box of 24 (Hor) £33
ST-100 Starter Track Set (Pec) £54
R8017 Track Pack C Contains: 1 X R801, 1 X R8073, 1 R636 and 8 X R605 (Hor) (List £36.50) BARGAIN £23



- R8076 Y Point (Hor) £12

Track underlay

- ST1474 24' Of OO/HO Gauge Track Underlay In A Continuous Roll - 5mm x 1.75 x 24' (Wool) £7.40
GM200 5 metres of realistic grey ballasted OO gauge underlay (Gau) £19
SL-50 Roll of foam track underlay sleeper indentation. Suitable for Self-stick and Streamline 5m long (18" x 4") (Pec) £9
R638 Roll of track foam underlay Approx. 4880mm (16ft) (Hor) £9

Railway publications

- 36-2015 Bachmann Branchline 2015 Catalogue (Bas) £6.80
R8150 Hornby 2015 Catalogue (Hor) £7.50

Buses

- UK8020 ADL Enviro200 Dart London United (Nor) £45
29907 AEC 10110 coach 'Greenline' (EFE) £21
23563 Alexander Atlantean - Great Yarmouth Corporation (EFE) £26.50
B1148 Bristol Lodexika LD6G - Red & White (147) (Bas) £19.50
B1144 Bristol Lodexika LD6G - Red & White (76) (Bas) NEW £19.50
B113A Bristol Lodexika LD6G Open Platform, Long Radial 'Wills & Dorset' (Circa 1956 - 1972) Route: Basingstoke, Andover - 76 (Bas) £21



- 16325 Bristol LS Coach 'Bristol Tramways' (EFE) £28
B206B Bristol MW SD - United Counties (365 Fias) (Bas) NEW £17
B206A Bristol MW6G - United Counties (1X London) (Bas) £17
25005 Bristol RELL Flat Front West Yorkshire N.B.C. (EFE) NEW £26.50
20307 Bristol VR II 'Southdown Silver N.B.C.' (EFE) £26.50
18017 Daimler Fleetline Bournemouth Corporation (EFE) £28
22402EFE Leyland Alexander Atlantean British Airways (EFE) £28
25813 Leyland DMS 1 Door 'Wills & Dorset' (EFE) £28
B021A Leyland Leopard Duplo Dominant II Midland Scottish (Circa 1978 - 1990) Route: 39 - Callander (Bas) £16
2721A Leyland TD1 Open Back - Reading Corporation (EFE) £26.50



- OM46611B New Routemaster, London United, 10 King's Cross (Cor) £29.99
29510EFE Plaxton Panorama 'Tilings National' (EFE) NEW £26.50
26705 Plaxton Paramount 3500 - Stagcoach Caledonian Express (EFE) £26.50
36712EFE Plaxton SLF Dart 'Norfolk Green' (EFE) NEW £26.50

Cars

- 32005EFE HCL Houdmeister Coach London County (EFE) NEW £26.50
R800X-BP Scania N113/Alexander R - Black Prince destination 'Bradford' (Bin) (List £35.99) BARGAIN £9

NEW

- 44-533 Blister of 6 cars to fit IPA car transporter wagon. 2 needed for each 38-250 (Bas) £10.16
76FTC001 Ford Transit Connect Royal Mail (Oxf) £4.75

- 76VW025 V Bay Window Camper Colorado (Oxf) NEW £5

NEW

- 76VW006 Volkswagen Beetle Beryl Green (Oxf) NEW £4

NEW

- 76VW024 VW Bay Window Bus/Surfboards (Oxf) NEW £5

NEW

- 76VW023 VW Bay Window Van Arizona Yellow (Oxf) NEW £5

Commercial vehicles

- DAB7 D Series Bulk Tanker - Hovinghant (Circa 1973 - 1983) (Bas) NEW £8.99
76D28001 DAF2800 40ft Curtainside Robsons (Oxf) £18
DAB90 Dodge PN Tipper - Hovinghant Gravel (Circa 1956 - 1965) (Bas) £7.99
76FC0002 Ford Cargo Box Van in white (Oxf) £11

NEW

- 76FTC002 Ford Transit Connect Network Rail (Oxf) NEW £4.75
76FCR001 Fowler B6 Crane Marston's Duke of York (Jorset) (Oxf) £13
76KRS003 Konecranes Eddie Stobart, Fully portable (Oxf) £20
76LNM009 Land Rover Series II Tow Truck Broeze Group (Oxf) £18
76SET16 Land Rover Transporter set transporter & 8 vehicles (Oxf) £40
DAB85 Leyland FG Integral Van 'Fire Brigade Decontamination Unit' (Circa 1983-1978) (Bas) £7.99
76SHL01TK Scania Cab BP Tanker (Oxf) £20
76SHL0107 Scania Highline Control Trailer & Container 'Eddie Stobart' (Oxf) £20
76SHL03TK Scania Highline Petrol Tanker 'Eddie Stobart' (Oxf) £18
76SHL02WF Scania Highline Walking Floor Eddie Stobart (Oxf) £19
CC18107 Scania R Curtainside Sandy Kydd Fortar (Cor) (List £19.99) BARGAIN £17

Public Service vehicles

- 76SET31 6 Piece London Fire Brigade 150th Anniv. WLG/TLM/Regent/FB/106/AEC (Oxf) £70

NEW

- 76LRC001 Land Rover FT6 Carmichael 'Cheshire County Fire Brigade' (Oxf) NEW £8.95
76FLM007 Leyland TLM Fire Engine Closed Cab Morecombe & Heysham (Oxf) £10

HO Gauge (1:87 Scale)

Electronic components

- DCC40 Reverse loop control module (Gau) £32
ST1477 6 sheets of OO/HO Gauge Trackbed - 12" x 24" (Wool) £22

N Gauge

Steam locos

- ND095a Britannia Pacific 4-6-2 70000 'Britannia' in BR Green late crest and original smoke deflectors (Dap) £107
372-913 Class 21C1 Merchant Navy 4-6-2 35021 'New Zealand Line' in BR Malachite green (Gra) £135.96



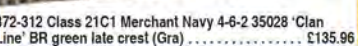
- 372-311 Class 21C1 Merchant Navy 4-6-2 35023 'Holland-Afrika Line' BR green early emblem (Gra) £135.96
372-310 Class 21C1 Merchant Navy 4-6-2 35024 'East Asiatic Company' BR blue early emblem (Gra) £135.96



- 372-311 Class 21C1 Merchant Navy 4-6-2 35023 'Holland-Afrika Line' BR green early emblem (Gra) £135.96
372-310 Class 21C1 Merchant Navy 4-6-2 35024 'East Asiatic Company' BR blue early emblem (Gra) £135.96



- 372-312 Class 21C1 Merchant Navy 4-6-2 35028 'Cian Line' BR green late crest (Gra) £135.96



- 25-009-004 Class 2894 2-6-0 3803 in GWR green GWR lettering (Dap) £105
372-626 Class 2MT Ivatt 2-6-0 6404 BR lined black early emblem (Gra) £93.46
372-627 Class 2MT Ivatt 2-6-0 6404 in LMS black (Gra) £93.46
25-015-004 Class 2MT Ivatt 2-6-0 BR black early emblem - weathered (Dap) £57
25-015-001 Class 2MT Ivatt 2-6-0 in LMS black (Dap) £53
25-010-003 Class 4Box Hall steam loco 4958 'Priory Hall' in GWR lined green. DCC fitted (Dap) £111



- 372-061 Class 4F 0-6-0 3851 in LMS black Johnson tender (Gra) £93.46
372-062 Class 4F 0-6-0 43875 BR black early emblem & Johnson tender (Gra) £93.46
372-060 Class 4F 0-6-0 43024 BR black late crest & Fowler tender (Gra) £93.46
372-750 Class 4MT Fairburn 2-6-4 tank 2691 in LMS black (Gra) £97.71
372-752 Class 4MT Fairburn 2-6-4 tank 42073 BR black late crest (Gra) £97.71
372-139 Class 5 4-6-0 45206 in BR Lined Black Early Emblem (Gra) £118.96
25-007-007 Class 5700 Pannier 0-6-0 4907 BR black early crest - DCC Fitted (Dap) £82
25-007-007 Class 57xx Pannier #4907 in BR black early crest (Dap) £81
25-007-009 Class 57xx Pannier #5724 GWR Green GWR Lettering (Dap) £81



- 25-007-011D Class 57xx Pannier 0-6-0 6746 in GWR green shirbutton emblem - DCC fitted (Dap) £88



- 25-019-002 Class 6800 4-6-0 6802 'Bampton Grange' in GWR green 'G & W' lettering (Dap) £100
25-019-006 Class 6800 4-6-0 6803 'Buckbury Grange' in BR lined green late crest (Dap) £100
25-019-006D Class 6800 4-6-0 6803 'Buckbury Grange' in BR lined green late crest. DCC Fitted (Dap) £119
25-019-003 Class 6800 4-6-0 6809 'Burchlore Grange' in BR lined black early emblem (Dap) £100
25-019-003D Class 6800 4-6-0 6809 'Burchlore Grange' in BR lined black early emblem. DCC Fitted (Dap) £119




- 25-019-002 Class 6800 4-6-0 6802 'Bampton Grange' in GWR green 'G & W' lettering (Dap) £100
25-019-006 Class 6800 4-6-0 6803 'Buckbury Grange' in BR lined green late crest (Dap) £100
25-019-006D Class 6800 4-6-0 6803 'Buckbury Grange' in BR lined green late crest. DCC Fitted (Dap) £119
25-019-003 Class 6800 4-6-0 6809 'Burchlore Grange' in BR lined black early emblem (Dap) £100
25-019-003D Class 6800 4-6-0 6809 'Burchlore Grange' in BR lined black early emblem. DCC Fitted (Dap) £119



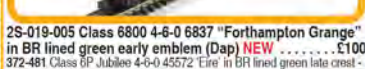
- 25-019-001 Class 6800 4-6-0 6820 'Kingstone Grange' in GWR green shirbutton emblem (Dap) NEW £100
25-019-001D Class 6800 4-6-0 6820 'Kingstone Grange' in GWR green shirbutton emblem. DCC Fitted (Dap) NEW £119




- 25-019-001 Class 6800 4-6-0 6820 'Kingstone Grange' in GWR green shirbutton emblem (Dap) NEW £100
25-019-001D Class 6800 4-6-0 6820 'Kingstone Grange' in GWR green shirbutton emblem. DCC Fitted (Dap) NEW £119



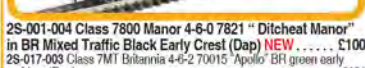
- 25-019-005 Class 6800 4-6-0 6837 'Forthampton Grange' in BR lined green early emblem (Dap) NEW £100
372-481 Class 6P Jubilee 4-6-0 45572 'Eire' in BR lined green late crest - weathered (Gra) £118.96
25-001-010D Class 7800 Manor 4-6-0 7801 'Anthony Manor' in GWR green shirbutton emblem. DCC Fitted (Dap) £119
25-001-003 Class 7800 Manor 4-6-0 7805 'Broome Manor' in GWR green GWR lettering (Dap) NEW £100
25-001-000 Class 7800 Manor 4-6-0 7810 'Draycott Manor' in BR lined green late crest (Dap) £100




- 25-001-004 Class 7800 Manor 4-6-0 7821 'Ditchat Manor' in BR Mixed Traffic Black Early Crest (Dap) NEW £100
25-017-003 Class 7MT Britannia 4-6-2 70015 'Apollo' BR green early emblem (Dap) £101
25-017-003D Class 7MT Britannia 4-6-2 70015 'Apollo' in BR green early emblem. DCC Fitted (Dap) £119
25-017-005D Class 7MT Britannia 4-6-2 70025 'Western Star' in BR green late crest - weathered. DCC Fitted (Dap) £126
25-013-003D Class 9F 2-10-0 92220 'Evening Star' in BR green late crest & BR1G tender - weathered. DCC fitted (Dap) £113
25-013-002D Class 9F 2-10-0 92226 in BR black late crest & BR1G tender. DCC fitted (Dap) £106



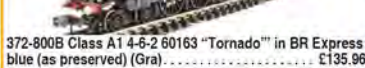
- 25-001-004 Class 7800 Manor 4-6-0 7821 'Ditchat Manor' in BR Mixed Traffic Black Early Crest (Dap) NEW £100
25-017-003 Class 7MT Britannia 4-6-2 70015 'Apollo' BR green early emblem (Dap) £101
25-017-003D Class 7MT Britannia 4-6-2 70015 'Apollo' in BR green early emblem. DCC Fitted (Dap) £119
25-017-005D Class 7MT Britannia 4-6-2 70025 'Western Star' in BR green late crest - weathered. DCC Fitted (Dap) £126
25-013-003D Class 9F 2-10-0 92220 'Evening Star' in BR green late crest & BR1G tender - weathered. DCC fitted (Dap) £113
25-013-002D Class 9F 2-10-0 92226 in BR black late crest & BR1G tender. DCC fitted (Dap) £106



- 372-800B Class A1 4-6-2 60163 'Tornado' in BR Express blue (as preserved) (Gra) £135.96



- 372-385 Class A2 4-6-2 525 'A H Peppercorn' LNER Apple green (Gra) £135.96



- ND129G Class A3 steam loco 2744 'Grand Parade' in LNER apple green (Dap) £99
ND129GD Class A3 steam loco 2744 'Grand Parade' LNER apple green. DCC fitted (Dap) £102
25-008-003 Class A4 steam loco 60004 'William Whiteley' in British Railways Garter blue (Dap) £105
25-008-001 Class A4 steam loco 60012 'Commonwealth of Australia' in BR green early crest (Dap) £105
372-079 Class B17 4-6-0 1040 'Roeder' in LNER lined black (Gra) £110.46
ND079L Class B17 4-6-0 2863 'Everton' LNER Apple green (Dap) £93
372-480 Class J38 0-6-0 1856 LNER Lined Black flat sided tender (Gra) £80.71
372-402 Class J38 0-6-0 64791 BR black late crest & skipper tender (Gra) £80.71
25-016-001 Class M7 0-4-4 in Southern Railway green (Dap) £53



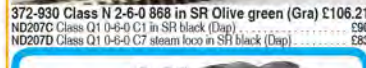
- 372-632 Class N 2-6-0 31811 in BR black late crest (Gra) £106.21



- 372-931 Class N 2-6-0 31844 in BR black early emblem (Gra) £106.21




- 372-930 Class N 2-6-0 888 in SR Olive green (Gra) £106.21
ND207C Class Q1 0-6-0 C1 in SR black (Dap) £90
ND207D Class Q1 0-6-0 C7 steam loco in SR black (Dap) £83



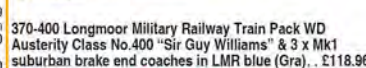
- 372-427 Class WD Austerity 2-8-0 90201 in BR black late crest - weathered (Gra) (List £144.95) BARGAIN £89
372-933 N Class 2-6-0 810 in SECR grey (Gra) £106.21



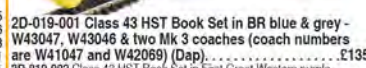
- 372-186 Princess Coronation Class 4-6-2 46226 'Duchess of Norfolk' in BR Express Passenger blue early emblem (Gra) £127.46
372-454 Standard Class 4MT 2-6-0 70065 BR lined black late crest (Gra) £110.46
372-453 Standard Class 4MT 2-6-0 76079 in BR lined black early emblem (as preserved) (Gra) £110.46



- 370-300 Landship Train Train Pack Class 4F 3848 in Midland Railway black, 3 x bogie bolster wagons in olive green & 3 x Mk1 tanks under tarpaulins (Gra) £89.21



- 371-019 Class D8 diesel (8887) in EWS - weathered (Gra) £76.46



Want it DCC fitted?

www.ehattons.com/dccfitting

for more details



2D-019-004 Class 43 HST Book Set in Intercity Swallow - 43075, 43106 & two Mk3 coaches (Dap) £135
 371-828B Class 47/0 diesel 47096 in BR blue (Gra) £101.96
 371-828B Class 47/0 diesel D1572 BR green small yellow panel (Gra) £101.96
 372-245 Class 47/7 diesel 47710 'St. Walter Scott' in BR Scotland (Gra) £101.96
 372-244 Class 47/7 diesel 47711 'Greyfriars Bobby' BR blue large logo (Gra) £101.96



372-246 Class 47/7 diesel 47715 'Haymarket' in BR Network South East (Gra) £101.96
 372-003-005 Class 52 diesel loco D1072 'Western Glory' BR blue full yellow ends (Dap) £91



371-287 Class 55 diesel 'Deltic' 55005 'The Prince of Wales' Own Regiment of Yorkshire' in BR blue (Gra) £93.46



371-286 Class 55 diesel 'Deltic' D9002 'The King's Own Yorkshire Light Infantry' in BR green half yellow ends (Gra) £93.46
 371-285 Class 55 diesel 'Deltic' D9007 'Puma' in BR green (Gra) £93.46
 2D-004-007 Class 56 diesel 56000 BR blue large logo (Doncaster built) (Dap) £101
 371-355 Class 60 diesel 60011 in DB Schenker (Gra) £93.46
 371-356 Class 60 diesel 60029 'Bon Nevis' Railfreight Motor sector (Gra) £93.46
 371-353 Class 60 diesel 60549 in Freightliner (Gra) £89.21
 2D-007-000 Class 66 diesel 66709 in MSC/GBHE 'Sorrento' ship (Dap) £70
 2D-007-002D Class 66 diesel loco 66504 in Freightliner powerhaul green, DCC Fitted (Dap) £95
 371-398 Class 66/9 diesel 66731 'InterhubGB' in GBFR (Gra) £89.21
 371-636 Class 70 PowerHaul diesel 70003 Freightliner (Gra) £82.50 (list £119.95) BARGAIN



371-635 Class 70 PowerHaul diesel 70006 Freightliner (Gra) (list £119.95) BARGAIN £82.50

Electric locos

ND099d Class 86 Bo-Bo Electric 86425 in Rail Express Systems Livery (Dap) (list £104.95) BARGAIN £67
 ND099c Class 86 Bo-Bo Electric 86606 Freightliner triple (Dap) (list £117.89) BARGAIN £69
 ND147 Class 86 Twin pack Network Rail 86801 & 86802 (1x powered loco 1x dummy loco) (Dap) (list £124.95) BARGAIN £69
 371-802 Class 91 electric 91201 'Archbishop Thomas Cranmer' DVT GNER (Gra) (list £114.40) BARGAIN £49

DMUs

371-511 Class 101 3-car DMU in BR blue & grey (Gra) £118.96
 2D-009-002 Class 121 single car DMU 'Bubble car' 55032 BR blue/grey (Dap) £90
 2D-009-000 Class 121 single car DMU 'Bubble car' W55022 in BR green small yellow warning panel (DCC Fitted) (Dap) £107



2D-009-000D Class 121 single car DMU 'Bubble car' W55022 in BR green small yellow warning panel (DCC Fitted) (Dap) £107



2D-009-001 Class 121 single car DMU 'Bubble car' W55027 in BR green speed whiskers (Dap) £90



371-558 Class 158 2 Car DMU 158871 ScotRail (Gra) (list £144.95) BARGAIN £89
 371-433 Class 1704 3 Car DMU 170434 in First ScotRail (Gra) (list £164.95) BARGAIN £100
 371-740 Class 251 Blue Pullman 6 car Midland set Nanking blue (Gra) £229.46
 371-741* Class 251 Blue Pullman 6 car Midland set Nanking blue full yellow ends (Gra) (list £269.95) BARGAIN £171

EMUs

371-702 Class 350/1 Desiro 4 Car EMU 350 101 in London Midland (Gra) (list £169.95) BARGAIN £99
 371-700* Class 350/1 Desiro 4-car EMU 350 111 'Apollo' in unbranded Silverlink (Gra) (list £169.95) BARGAIN £99



371-701 Class 350/2 Desiro 4-car EMU 350 238 in London Midland (Gra) (list £169.95) BARGAIN £99

372-677 Class 411 4 CEP 4 car EMU in BR blue & grey (Gra) £137.02

Train sets - analogue

370-180 Sesside Excursion Class 4F 44044 in BR black late crest and BR Mk1 BCK & SO coaches in maroon (Gra) £110.46
 370-140 The Steel Worker Class 08 D3406 in BR green & 3 x 24-Ton ore hopper wagons (Gra) £93.46

Train sets - DCC

Cornish Riviera Express



370-070 Cornish Riviera Class 42 D829 in BR green and BR Mk1 BCK & SO coaches in chocolate & cream (Gra) £157.21
 370-080 Countryside Coal Digital Set Class 3F Jinty No.23 in SDJR blue Midland brake van, 7-plank wagon & 5-plank wagon (Gra) £140.21



NDIESEL2 DCC train set Class 56 in LoadHaul, 3 x Telescopio steel wagons, GaugeMaster DCC23 decoder fitted (Dap) £232

Coaches

374-290C BR Mk1 5711 Suburban Second Open in crimson (Gra) £18.66



374-134 BR Mk1 GUV Blue Motorail (Gra) £24.61



374-130B BR Mk1 GUV Maroon Weathered (Gra) NEW £25.46



374-680A BR Mk2A BSO Brake Second Open in blue & grey (Gra) NEW £24.61



374-682 BR Mk2A BSO Brake Second Open in Network South East (Gra) NEW £24.61



374-710A BR Mk2A TSO Tourist Second Open in blue & grey (Gra) NEW £24.61



374-711 BR Mk2A TSO Tourist Second Open in Network South East (Gra) NEW £24.61

374-461 Bullied 631 Composite Corridor BR crimson & cream (Gra) £20.83
 374-441 Bullied 631 Second Corridor BR crimson & cream (Gra) £20.83
 374-431 Bullied 631 Semi-open Brake Third BR crimson & cream (Gra) £20.83
 2P-000-251 Collett Coach GWR Chocolate & Cream Composite 6537 (Dap) £18
 2P-000-051 Collett Coach GWR Chocolate & Cream Composite 7053 (Dap) £18
 2P-000-052 Collett Coach GWR Chocolate & Cream Composite 7064 (Dap) £18



2P-011-171 Gresley BR Maroon 1st Class E11021E (Dap) NEW £20

2P-011-172 Gresley BR Maroon 1st Class E11032E (Dap) NEW £20



2P-011-072 Gresley BR Maroon 2nd Class E12006E (Dap) NEW £20



2P-011-071 Gresley BR Maroon 2nd Class E12043E (Dap) NEW £20

2P-011-073 Gresley BR Maroon 2nd Class E12070E (Dap) NEW £20

2P-011-271 Gresley BR Maroon Brake E10072E (Dap) NEW £20



2P-011-272 Gresley BR Maroon Brake E10076E (Dap) NEW £20



2P-011-371 Gresley BR Maroon Buffet E9039E (Dap) NEW £20

2P-011-102 Gresley Teak 1st Class 31869 (Dap) £19.50

2P-011-103 Gresley Teak 1st Class 31871 (Dap) £19.50

2P-011-005 Gresley Teak 3rd Class 60631 (Dap) £19.50

2P-011-004 Gresley Teak 3rd Class 60642 (Dap) £19.50

2P-011-204 Gresley Teak Brake 5535 (Dap) £19.50

2P-011-205 Gresley Teak Brake 5546 (Dap) £19.50

2P-011-302 Gresley Teak Buffet 9118 (Dap) £19.50



374-535 Haworth 3rd Class Corridor BR Crimson & Cream (Gra) NEW £25.46



374-536 Haworth 3rd Class Corridor GWR Chocolate & Cream (Gra) NEW £25.46

374-510 Haworth 3rd Class Corridor BR Crimson & Cream (Gra) NEW £25.46



374-511 Haworth Brake 3rd Class Corridor GWR Chocolate & Cream (Gra) NEW £25.46

374-560 Maunsell Coach BR Composite Class SR Green 5137 (Dap) NEW £20.50

374-565 Haworth Full Brake BR Crimson & Cream (Gra) NEW £25.46

2P-012-302 Maunsell Coach BR 1st Class SR Green 7665 (Dap) NEW £20.50



2P-012-301 Maunsell Coach BR 1st Class SR Green 7665 (Dap) NEW £20.50



2P-012-452 Maunsell Coach BR Composite Class SR Green 5145 (Dap) NEW £20.50

2P-012-400 Maunsell Coach BR 3rd Class SR Green 2350 (Dap) NEW £20.50

2P-012-052 Maunsell Coach BR Brake Van SR Green 430 (Dap) NEW £13



2P-012-451 Maunsell Coach BR Composite Class SR Green 5137 (Dap) NEW £20.50

374-084A Mk1 BCK Brake Corridor Composite Maroon - Weathered (Gra) £21.68

374-036A Mk1 BG Full Brake Maroon - weathered (Gra) £21.68

374-166B Mk1 BSK Brake Second Corridor in green (Gra) £20.83

374-162 Mk1 FK first corridor in green (Gra) (list £28.95) BARGAIN £14

374-819 Mk1 FK first Open Blue & Grey (Blue Riband) (Gra) £20.83

374-133 Mk1 GUV Rail Express Systems (Blue Riband) (Gra) (list £28.95) BARGAIN £14

374-122 Mk1 RU restaurant car in blue & grey (Gra) £20.83

374-928 Mk1 SLF Sleeping First Blue & Grey (Blue Riband) (Gra) £22.06

CM002 Mk3 book set 4 coaches in blue/grey buffers (Dap) £71

2D-017-002 Mk11 DVT in InterCity (Dap) £36

NIR2001 Scania Irizar Bus Eireann/Eurolines (Oxf) NEW £7



374-631 SR 50' Bogie B Luggage Van BR (SR) Green (Gra) £22.06

374-632 SR 50' Bogie B Luggage Van BR Blue (Gra) £22.06



374-630 SR 50' Bogie B Luggage Van Southern Green (Gra) £22.06

Wagons

377-575C 102 Tonne ghw IA Bulk Coal Hopper Wagon GBFR (VTG) (Gra) £22.91

377-701B 12 ton ventilated van plank sides in BR bauxite (Early) (Gra) £7



377-452 16 Ton Slope Sided Mineral Wagon 'Boston Deep Sea Fishing' (Gra) NEW £11.01



377-450B 16 Ton Slope Sided Riveted Side Door Mineral Wagon BR Grey Weathered (Gra) NEW £11.86



377-254A 16 Ton Steel Mineral Wagon in BR grey - weathered (Gra) NEW £11.86

377-225D 16 Ton Steel Mineral Wagon With Top Flap Doors BR Grey (Gra) NEW £11.01



377-227D 16 Ton Steel Mineral Wagon Top Flap Doors in BR grey - weathered (Gra) NEW £11.86

377-525E 20 Ton Brake Van BR bauxite (early) - weathered (Gra) NEW £16.11



377-528 20 Ton Brake Van in BR bauxite (late) - weathered (Gra) NEW £16.11



377-529 20 Ton Brake Van in BR grey & yellow (Dutch) - weathered (Gra) NEW £16.11



377-526C 20 Ton Brake Van in BR grey - weathered (Gra) NEW £16.11

2F-004-012 21 Ton hopper wagon 'BR' - weathered (Dap) £9

377-827A 22 Ton Presto Bulk Powder Wagon 'Blue Circle Bulk Cement' in brown (Gra) (list £17.95) BARGAIN £8

377-828A 22 Ton Presto Bulk Powder Wagon 'Cement Marketing Board - Snowcrete' Light Grey (Gra) (list £17.95) BARGAIN £8

NR-P415 7-plank Coal Wagon 'Burnsall, Brown & Co. Ltd No. 836' (Pac) NEW £8

NR-P420 7-plank Coal Wagon 'Machwell, Swerlowe No. 38' (Pac) NEW £8

NR-305 CDA china clay hopper wagon in silver & blue 'ECC' (Pac) £14

2F-014-003 Fruit D wagon #W38107 in BR blue dark grey roof (Dap) NEW £11

377-556 Intermodal Bogie Wagons With Two 45ft Containers 'Samskip' (Gra) £30

2F-045-001 ICA Modin #705902 002-3 Network Rail Ballast Wagon (Dap) £18

377-701 JJA Mk2 Auto-Ballast Non-Generator Unit (Flat Top Profile) Railtrack (Gra) £33.96

2F-053-002 Megafire Wagon (3368 4943 (055) + 2 Stobart Rail Containers (Dap) £25

377-965 Triple pack 13 Ton high sided steel open wagons BR bauxite - weathered (Gra) £28.01

377-387 Triple Pack Corflut Wagons BR Bauxite A Containers (Gra) £33.96

377-235A Triple Pack of 16 Ton Steel Mineral Wagons in BR grey - weathered (Gra) NEW £36.51

377-536A Triple Pack of Corflut Wagons BR crimson BD Container - weathered (Gra) £33.96

373-785 Triple pack TTA 45 Tonne tank wagon - weathered (Gra) £30.56

Visit

www.ehattons.com/new

for new releases

DCC decoders

DCC23 6-pin 2-function 1A (2A peak) decoder (suitable for N gauge) (Gau) £24

36-558A 6-pin 2-function decoder (suitable for OO & N gauge locos and use on analogue track) (Bac) £15.26
36-558RA 6-pin E-Z Command 90 degree right-angled decoder for GF Jinty (DC Compatible) (Bac) £14.54

Lighting equipment

NC040a Light Bar coach lighting unit for modern coaches/multiple units (Class 156/MkIII 'Plug&Play') (Dap) £8
NC040b Light Bar coach lighting unit for older coaches (Collett coaches 'Plug&Play') (Dap) £8

Spares

2A-000-006 Coupling magnets (ex-NSPARE7A) - 1 pair (Dap) £5
SL-311 Insulated Rail Joiners/Fishplates for N & 009 gauge (12 per pack) (Pec) £1.50
2A-000-011 Magnetic couplings - short arm - 5 pairs (Dap) £18

2A-000-008 Magnetic NEM couplers - medium arm (ex-NSPARE8) - 5 pairs (Dap) £17

SL-310 Rail Joiners/Fishplates for N & 009 gauge (24 per pack) (Pec) £2

Wheel sets

379-412 Axles coach wheels - Pack of 10 (Gra) £5.74

Man-made scenic structure - railway-related

NCAT1 Overhead Mk3 High Speed Catenary Single Mast (Pack of 10) (Dap) £4
PNB40 Platform 4-Bay Canopy (Met) £14

Signals

2L-001-001 Signal - Motorised, GWR home lower quadrant (ex-NSICN1) (Dap) £22
2L-002-001 Signal - Motorised (LMS home upper quadrant (ex-NSICN3)) (Dap) £22

Trees

32102 3" - 4" Pine Trees With Snow - Pack Of 9 (Bac) NEW £7.50

Track - Code 80 Settrack

ST-11 Double straight track (Pec) £1.50

ST-19 N Settrack No. 4 radius double curve (Pec) £2.50
ST-17 N Settrack No.3 radius double curve (B form a circle) £2
2B8 5mm/11.75" radius (Pec) £2
ST-3 No.1 radius single curve (Pec) £1.30
ST-15 No.2 radius double curve (Pec) £1.50
ST-6 Settrack left hand point insulating (Pec) £8.50
ST-5 Settrack right hand point insulating (Pec) £8.50
ST-1 Standard straight track (Pec) £1.30
ST-300 Starter Track Set (Pec) £44
379-450 Straight Track 174mm (Gra) £1
379-450 Pack of 12 (Gra) £10

Track - Code 80 Streamline

SL-302 1 yard (91.5cm) length of Concrete Sleeper Nickel Silver Flexible track (Pec) £3
SL-302 Pack of 25 (Pec) £84

SL-300 Pack of 25 1 yard (91.5cm) length of Wooden-Sleeper Nickel Silver Flexible track (Pec) £84
SL-300 Single (Pec) £3
SL-E396 Left hand medium point electrofrog (Pec) £9
SL-396 Left hand medium point insulating (Pec) £9
SL-E395 Right hand medium point electrofrog (Pec) £9
SL-395 Right hand medium point insulating (Pec) £9

Track - Code 55 Finescale Streamline

SL-300F Pack of 30 1 yard (91.5cm) length of Finescale Nickel Silver Flexible Wooden Sleeper track (Pec) £84
SL-300F Single (Pec) £3
SL-E399F 3-way finescale turnout (Pec) £26
SL-E387F Finescale curved double radius left hand point electrofrog (Pec) £11
SL-E386F Finescale curved double radius right hand point electrofrog (Pec) £11

SL-E390F Finescale double slip electrofrog (Pec) £35
SL-E389F Finescale left hand large point electrofrog (Pec) £11
SL-E386F Finescale left hand small point electrofrog (Pec) £9
SL-E388F Finescale right hand large point electrofrog (Pec) £11
SL-E395F Finescale right hand medium point electrofrog (Pec) £11
SL-E391F Finescale right hand small point electrofrog (Pec) £9

SL-E383F Finescale scissors crossover electrofrog (Pec) £58
SL-E380F Finescale single slip electrofrog (Pec) £34
SL-E397F Finescale Y Point. Electrofrog (Pec) £11

Track & Points

379-460 Left Hand Standard Point (Gra) £7
379-461 Right Hand Standard Point (Gra) £7
ST-45 Settrack N Gauge Curved Turnout LH (Pec) £14
ST-44 Settrack N Gauge Curved Turnout RH (Pec) £14

ST-10 Standard Straight (wired) (Pec) NEW £3.50

Track underlay

SL-350 Roll of Underlay (5 Metres) (Pec) £6

Buses

NCOM002 Commer Commando BOAC (Oxf) NEW £6

Commercial vehicles

NTRAIL001 Mobile Trailer Bobs Hot Dogs (Oxf) NEW £3.95
NFT002 Royal Mail Ford Transit Van (Oxf) £4.75
NSFE002 Scania Pump Ladder West Sussex F & R (Oxf) £6

NWM001 Whitby Ice Cream Walls (Oxf) NEW £4

Military ground vehicles

NAEC008 AEC Matador Royal Artillery France (Oxf) £6

O Gauge (1:43 Scale)

Steam locos

7S-010-004 Class A1 Terrier 0-6-0 "Thames" in LSBRC improved engine green (Dap) NEW £164

DMUs

8890 AC Cans Railbus W79975 in BR light green speed whiskers (Hoi) £400
8891 AC Cans Railbus W79977 in BR dark green small yellow panels (Hoi) £400

Coaches

4920 BR Mk1 BSK brake 2nd corridor coach in carmine & cream (Hoi) £250
4914 BR Mk1 SDO 2nd open in SR green (Hoi) £250
4950 Mk1 BG full brake in carmine & cream (Hoi) £250

Wagons

1003 3box class B tank in Regent black (Hoi) £63
7F-051-007 3-plank wagon "SH" (Dap) £35
7F-100-004 SR 25T "Pillbox" Brake van 55963 in BR blue & grey right hand ducklet (Dap) £62
7F-100-002 SR 25T "Pillbox" Brake van 56235 in SR brown & red right hand ducklet, large lettering (Dap) £62

Track - Code 124 Bullhead Streamline

SL-700BH Box of 12 1 Yard O Gauge Flexible Nickel Silver Track (Bullhead Nickel Silver Rail) (Pec) £73
SL-700BH Single (Pec) £6.50
SL-E780BH Double slip (R degree angle). Electrofrog (Pec) £83
SL-E787BH Left hand O gauge curved turnout (Pec) £50

SL-E792BH Left hand point bullhead rail and electrofrog (Pec) £39

SL-E791BH Right hand point bullhead rail and electrofrog (Pec) £39
ST-700 Settrack Bullhead straight 400mm (15.5") (Pec) £5.50
SL-E797BH Y Point bullhead rail & electrofrog (Pec) £39

Cars

43ASS002 Austin Seven RIN Saloon Light Royal Blue (Oxf) £13
43JSS005 Jaguar SS 2.5 Saloon Suave green (Oxf) £16
43JAGV12003 Jaguar V12 E Type Coupe Regency Red (Oxf) £19
VA08620 Jaguar XJ6 Series 1, 4.2 (SWB). Black Tulp (Cor) (list £19.99) NEW BARGAIN £16

G Scale

Steam locos

91403 James the Red Engine (with moving eyes) (Thomas the Tank range) (Bac) £169

91401 Thomas the Tank Engine (with moving eyes) (Thomas the Tank range) (Bac) £160

Track & Points

10005 1.5m rail section for creating flexible track (LGB) £10
10005 Pack of 20 (LGB) £200
10003 300mm tie section & sleepers for creating flexible track (LGB) £3
15000 Curved track radius 2 3/4 degrees (LGB) £13
12100 Left hand point manual switch, 30 degrees radius 1 (LGB) £37
19902 Station Track Set (LGB) £147

Any or Multiple Scales

Analogue controllers

TS 3 Track power controller (1 brake simulator) (Gau) £140

COMBI Combi 12v 1Amp Single Track Controller Transformer (Gau) £30
PS000 Digital 15V 4A Multi-purpose Transformer (Hoi) £32
DS Double power controller brake simulator (Gau) £119
DF Double/Twin power unit feedback (Gau) £79

D Double/Twin track power controller (Gau) £69

Q Quadruple 4 circuit power controller (Gau) £130
SS-1 Super shuttle controller (Gau) £24
W Walkabout circuit controller (Gau) £29

Analogue power supplies

M1 Transformer Output 2 x 16v AC 1A (Gau) £37
T1 Uncased 2 x 16v AC Transformer (Gau) £18

Analogue point control

CDU Capacitor Discharge Unit (Gau) £11
PL-35 Capacitor Discharge Unit Mk2 (Pec) £14

PLS-100 SmartSwitch Set for 4 servo control & operation, switches, control board & digital readout for Analogue operation (Pec) £52
PL-15 Twin Microswitch (Pec) £7

DCC decoders

DCR-8PIN-2SAX Box of 10 8-pin (harness) 2-function 1.1Amp small & thin decoder back EMF (Hat) £99
DCR-8PIN-2SAX Single (Hat) £11
DCR-8PIN-2SAX Box of 5 (Hat) £50

DCR-8PIN-Harness Box of 10 8-pin (harness) 4-function 1.1Amp decoder back EMF (Hat) £94
DCR-8PIN-Harness Single (Hat) £10
DCR-8PIN-Harness Box of 5 (Hat) £48
36-553 8-pin 3-function 0.75A decoder back EMF (Bac) £15.50
DCC28 OMNI 6 Pin Decoder Harness (Gau) £17.50

DCC controllers

50200 ECoS Command Station DCC controller full colour LCD touch screen & dual controllers motorised dials & easy CV (ESU) £509
36-510 EZ Command Companion for using a 36-500 to control an additional loco (Bac) (list £79.95) BARGAIN £58

524-042 NCE Power Cab controller 12V 1.5A (NCE) £136

DCC03 Prodigy "Advance 2" Wireless starter DCC controller package (Gau) £369
DCC49 Prodigy 8 Amp booster unit (Gau) £144
DCC14 Prodigy Advance 2 Backlit Walkaround controller (Gau) £39
DCC51 Prodigy Wireless Conversion Set (Gau) £200
524-027 S85 Smart Booster Entry level 5A DCC system for use Power Cab controller (NCE) £144
DCC13 Wireless Walkaround unit for the Prodigy Advance 2 DCC system (DCC03) (Gau) £159

DCC accessories

A004Smart 4 Servo control & operation set (Smartfrog) complete switches, control board & digital readout for DCC operation (ANE) £115

Point motors

PL-10W High performance turnout point motor (Pec) £6
PL-10 Point Motor (Switch Machine) (Pec) £6
PL-10 Bag of 6 (Pec) £34

PL-10E Bag of 6 Point Motor Extended Pin (use PL-9) (Pec) £34
PL-10E Single (Pec) £6
PM-2 Sleep point motor (Gau) £3.50
PM-4 Sleep point Motor Self Latching Switch (Gau) £5

PM-1 Sleep point motor accessory switch (Gau) £4

PL-11 Side/surface mounted point motor (Pec) £7.50

Switches & Levers

GM510 ASH Single Pole Double Throw Momentary Contact Mini-toggle for Point Motors (Gau) £2.50
PL-13 Accessory Switch for fitting to turnout motor PL10 (Pec) £3
PL-26B Passing Contact Switch - Black Lever (Pec) £5.50
PL-26R Passing Contact Switch - Red Lever (Pec) £5.50
PL-26W Passing Contact Switch - White Lever (Pec) £5.50
PL-26Y Passing Contact Switch - Yellow Lever (Pec) £5.50

Accessories

SL-14 Track Fixing Pins (Pec) £1.50

Spares

TT4550 Tidy Track Rail Tracker Cleaning Kit (Woo) £25.25

Minerals, Water & Rocks

PS-322 Ash & Cinders - Coarse Grade 200ml (Pec) NEW £4
PS-321 Ash & Cinders - Medium Grade 200ml (Pec) NEW £4

PS-320 Ash & Cinders - Fine Grade 200ml (Pec) NEW £4
PS-321 Ash & Cinders - Medium Grade 200ml (Pec) NEW £4

PS-344 Fine Sand 200ml (Pec) NEW £4
PS-343 Limestone - Coarse Grade 200ml (Pec) NEW £4

PS-342 Limestone - Medium Grade 200ml (Pec) NEW £4

Track underlay

GM130 Cork sheet - 1/16 thickness 3' x 2' (900 x 900mm) approx (Gau) £5.50
JCS1168 Cork Sheet - 1/16" Thick - 12' x 36" (Jav) £2
JCS18L Cork Sheet - 1/8" Thick - 24' x 36" (Jav) £8
ST1411 Incline For Transition From 1 Level To Another - 4% Set - Elevates Track 4" In 8' - 2.5" Wide - Pack Of 4 (Woo) £10.70

Railway publications

PB-63 First 40 Years of the Boar Head Light Railway (Pec) NEW £3.50

Glues

AD-57 Picket Card Glue. Clean, Neat & Instant Card Modelling Glue (Ideal For Superquick & Metcalfe) - 50ml (Daf) £5.20

CASH TODAY

**Money for your secondhand
locos & rolling stock**

Tel : 0151 733 3655
Email : preowned@ehattons.com

Phone opening times
Mon to Thu **7am-9pm** Fri & Sat **8am-6pm** Sun **9am-5pm**

Shop opening times
Mon to Sat **8am-6pm** Sun **10am-4pm**

"Thanks for the prompt service.
I'm amazed that you sent a
valuation less than a day after
my original enquiry!"

Mr K Stevens, Hull

"I was very pleased with the
price offered by Hatton's and the
simplicity of the service - I hope
you find happy new owners for my
locomotives"

Mr R Thompson, Surrey

Step 1

Contact us with your list of items

Email your list of items to:
preowned@ehattons.com

Post your list to:
364-368 Smithdown Road, Liverpool, L15 5AN

Phone us with your list on:
0151 733 3655



Step 2

Our experienced staff **Review** your list

A **Valuation** is made of your items



We make you an **Offer**

(usually within 24 hours)

All brands purchased:

(including)



Step 4

We confirm the offer &

make **Payment**

Fast and secure with your choice of either
Cash - Bank Transfer - PayPal - Cheque



Step 3

Either **Send** us your items
Or we arrange to **Collect**, then **Check**
through the list



"I've bought from Hatton's
for years and the trade-in
service is just as efficient
and friendly as usual - great
service!"

Mr H Moorhouse, Lincoln



Hartlepool Model Railway Show

24th & 25th October 2015

Hartlepool College of Further Education, Stockton Street, Hartlepool
SAT NAV TS24 7LB

Just 10 mins walk from the road/rail Travel Exchange
Free parking Sunday, £1.00 charge on Saturday

**25 LAYOUTS IN ALL SCALES, FULL TRADE SUPPORT
AND MODELLING DEMOS**

Full catering and access for the disabled

LAYOUTS INCLUDE Pete Midwinter's Bridge of Muir (OO) (right), Buxton (N), Brough (OO), Herdston (OO), Peffermill Road (EM), Scrayingham (OO), LYDCC (O), Seahouses (O), Tom-na-Faire (EM), Blyth Gattenby (OO), Wellmich am Rhein (N), Braddock (HO), Imperial Yard (N) and many more....

TRADERS INCLUDE DE&DC Kits, Durham Trains, RCTS, Contikits, Going Loco, Cyson Cabinets, Peter's Spares, K&M Models, Finishing Touches, North Road Trains, Digitrains, Triangman, The Book House and many more....

Admission Charges: Adults £6, OAPs £5, Children £4, Under 5s free, Family (2+3) £18

**ALL PROCEEDS TO HARTLEPOOL HOSPICE &
GREAT NORTH AIR AMBULANCE**

Sponsored by:

EDEN PARK HIRE LIMITED
HARTLEPOOL

DEAN
CLOCK

RENDER
CENTRE

PUBLISHING
WORKS



Bridge of Muir. Photos: M Wild/Hornby Magazine



THE JUNCTION BOX WANTED - WANTED - MODEL RAILWAYS



Top prices paid for
N and OO gauge collections
or individual items, such as

- Airfix • Bachmann • Graham Farish
- Hornby • Lima • Mainline • Peco

or any other makes.
Will travel to collect.

Please forward your list of items by E-mail to: lan@ihunter10.plus.com
Or send to: The Junction Box, 15, Shepherd Terrace, Haltwhistle, Northumberland NE49 9LS
Or contact Ian **07763 806306 / 01434 320328**

Please visit our online shop for all your model railway requirements at:

www.thejunctionbox.net

THE HEREFORD MODEL CENTRE

EMAIL US ON SALES@HEREFORDMODELS.CO.UK
www.herefordmodels.com

SALES LINE
01432 352809

4 COMMERCIAL ROAD, HEREFORD, HEREFORDSHIRE, HR1 2BB
OFFICIAL HORNBY COLLECTORS CENTRE

!!!!SPECIAL EDITIONS!!!!

Ltd Edition Hereford models
Bachmann Limited Editions
with Max run of 504

32-900Y CL108 in Blue/ Grey with Black
window surrounds and Welsh Dragon embel-
ishment on front C970£69.95
33-300F 20 Ton Toad Brake Van GWR Merthyr
.....£11.35
A Reese Coal Merchants Credenhill.....£9.75

NEW RELEASES

32-045 Class20 Railfreight £93.45
32-065 Class 20 BR Maroon £118.95
32-066 Class 20 BR Green £118.95
32-067 Class 20 BR Blue..... £118.95
R3350 Class 90 Schenker..... £61.45
32-784 Class 37 Mainline £106.20
32-785DS Class 37 Dutch £203.95
32-786 Class 37 EWS £106.20
R3273 9F Franco- Crosti Early .. £105.00
R3274 9F Franco – Crosti Late £105.00

HORNBY Steam Locomotives

R3238 County of Devon£61.25
R3132 LNER A3 Book Law£133.90
R3276 LMS Compound..... £66.45
R3284TTS Flying Scotsman£87.90
R3169 Olton Hall GWR.....£72.50
R2784X Mallard£85.00
R2881 LMS Class 5 Black£67.95
R3230 LNER Class J1£96.45
R3229 BR British Monarch£119.25
R3242 BR Early Class K1£114.25
R3228 J94 NCB£65.75
R3114A B1 BR Late£118.90
R3118 N2 BR Late.....£74.95
R3020 Flying Scotsman.....£126.50
R3010 Class N15 Sir Sagamore.....£119.45
R3119 Duchess of Abercorn.....£107.50
R3127 Schools Class Cheltenham SR.£55.50
R3017XBR Patriot.....£119.00
R2827 Cheltenham Schools.....£94.45
R2999XB1 BR Early£106.99
R2999 B1 BR Early£94.95
R3060 Tornado (Railroad).....£61.45
R3223 BR 42XX.....£105.45
R3225 GWR 72XX.....£114.45

HORNBY TRAIN PACKS

R3302 Return from Dunkirk£229.75
R3219 1914 GWR Troop Train.....£142.50
R2696 CL101 - 2 Car£65.25
R3059 Tomado Train Pack.....£128.45
R3154 Titfield Thunderbolt Set£98.45

HORNBY Diesel Electric Locomotives

R3344 Class 31 Yellow..... £142.45
R3181 BR Class 56..... £123.95
R3348 EWS Class 67..... £123.95
R3346 Class 92 DB Schenker.....£70.45
R3272 Class 67 Royal Sovereign.....£105.95
R3281 Class 08 NRM.....£31.75

R3268 Class 67 Arriva..... £122.90
R3283 Bagwall Shunter £25.75
R3180 Tarmac Sentinel £44.95
R3183 Class 67 Arriva £107.45
R2508 CL121 £47.50
R2508A CL121 £45.75
R2644 CL121 Choc/Cream..... £47.50
R2647 CL56 BR Grey..... £72.95
R2668 CL121 £45.75
R3161B SR 2 BIL Green £120.60
R3290A BR 2 HAL Green..... £113.90
R3347 Class 92 EWS..... £71.45
R3246 Class 67 Arriva..... £111.95

HORNBY TRACK

R070 Turntable£57.95
R083 Buffer Stop£1.35
R207 Track Fixing Pins£1.75
R394 Hydraulic Buffer£3.95
R600 Straight.....£1.30
R601 Double Straight.....£1.95
R604 Curve 1st Rad.....£1.75
R605 Double Curve 1st Rad.....£2.05
R606 Curve 2nd Rad.....£1.70
R607 Double Curve 2nd Rad.....£2.20
R608 Curve 3rd Rad.....£1.70
R609 Double Curve 3rd Rad.....£1.95
R610 Short Straight.....£1.15
R614 LH Diamond Crossing.....£9.25
R615 RH Diamond Crossing.....£9.25
R617 Uncoupling Ramp£2.30
R618 Double Isolating Rail£6.95
R620 Railer Uncoupler.....£4.25
R628 Half Curve 3rd Rad.....£1.70
R643 Half Curve 2nd Rad.....£1.40
R8026 Power Track£3.75
R8072 LH Point.....£8.45
R8073 RH Point.....£8.45
R8074 LH Curved Point.....£14.25
R8075 RH Curved Point.....£14.25
R8076 Y Point.....£10.25
R8077 LH Express Point.....£13.95
R8078 RH Express Point.....£13.95

HORNBY Track Accessories

R076 Footbridge.....£11.85
R169 Junction Home Signal.....£9.75
R170 Junction Distant Signal.....£9.75
R171 Single Home Signal.....£7.50
R172 Single Distant Signal.....£7.50
R189 Single Brick Bridge£6.65
R394 Hydraulic Buffer£3.95
R406 Colour Light Signal.....£18.95
R499 River Bridge.....£10.70
R574 Trackside Accessories.....£10.00
R626 Point Underlay.....£3.20
R636 Double Level Crossing.....£15.25
R638 Track Underlay.....£7.95
R645 Single Level Crossing.....£8.95
R657 Girder Bridge.....£11.45
R658 Inclined Pier Set.....£8.50
R659 High Level Pier Set.....£5.60
R660 Elevated Track Side Walls£16.45

R909 Track Supports.....£6.45

HORNBY TRACKSIDE

R8008 Suspension Bridge.....£35.95
R334 Station Canopy.....£18.95
R460 Straight Platform.....£2.95
R462 Large Curve Platform.....£3.95
R463 Small Curve Platform.....£3.20
R464 Platform Ramp.....£3.20
R495 Platform Subway£3.20
R510 Platform Shelter£9.45
R513 Platform Fencing.....£6.45
R514 Platform Canopies.....£10.45
R590 Station Halt.....£17.95
R8000 Country Station£26.75
R8001 Waiting Room.....£15.85
R8002 Goods Shed.....£18.95
R8003 Water Tower.....£10.95
R8004 Engine Shed.....£16.50
R8005 Signal Box.....£13.75
R8006 Diesel Maintenance Depot.....£18.75
R8007 Booking Hall.....£22.45
R8009 Station Terminus.....£40.00

HORNBY Control Equipment

R044 Point Switch.....£8.75
R046 Two Way Switch.....£5.95
R047 On/Off Switch.....£5.95
R602 Power Connecting Clip.....£1.50
R8014 Point Motor.....£3.65
R8015 Point Motor Housing.....£2.95

BACHMANN Steam Locomotives

32-085 Class 56XX BR£76.45
31-980 BR 3MT Green£110.45
31-981 BR 3MT Black Early£101.95
32-084 Class 56XX GWR£76.45
31-782 Thirlestaine Hall BR£114.70
31-783 Fountains Hall BR£114.70
31-637 Class 64XX BR Green.....£72.21
31-635 Class 64XX GWR.....£71.21
31-636 Class 64XX BR.....£71.21
31-637 Class 64XX BR Green.....£69.65
31-138 BR D11/2 Early Black.....£106.20
31-780 Swithland Hall BR Green..£106.20
31-781 Foremarke Hall BR Black..£106.20
31-881 Class 4F BR Early.....£76.45
32-261 WD Austerity£110.40
32-260DC Wd Austerity£125.29
31-933 BR Compound Late Crest£112.88
31-932DC BR Compound£127.75
31-136DC D11/2£115.9
31-213DS Patriot BR Late.....£201.45
31-128 BR ROD Weathered.....£102.45
31-127 Class 3000 BR Early ROD ..£118.45
31-465 C Class BR£93.46
32-550A A1 Tomado Apple Green...£109.45
32-551DS A2 Seaeagle BR£196.99
31-964 A4 W Whitelaw BR.....£94.45
31-001 Robinson BR Late Crest.....£94.99
31-003 Robinson LNER.....£94.99
31-527 A2 Tudor Minstrel£96.45
31-530 A2 Sugar Palm£107.99

32-500 5MT Class BR - 73068.....£70.99
31-626A 3F BR.....£71.25
31-500B V2 Green Arrow£85.70
32-954 4MT Black BR Early.....£87.50
32-955 4MT Black BR Late£87.50

BACHMANN Diesel/Electric Locomotives

31-365 Class 03 BR Blue weathered...£70.50
31-366 Class 03 BR Green.....£70.50
31-364 Class 03 BR Green weathered...£76.95
32-928 Class 150 Sprinter.....£135.95
32-937 Class 150 Centro£127.45
31-996 LMS 10000 BR Green£89.45
32-044 Class 20 BR Green£93.45
32-034A Class 20 BR Green withd...£97.70
32-038DS Class 20 BR Blue£195.45
32-066 Class 43 Pegasus.....£118.95
32-067 Class 43 Royal Oak.....£118.95
32-065 Class 43 Zealous.....£118.95
32-815 Class47 InterCity£89.20
31-658 Class 47 Petroleum Sector...£97.70
32-980 Class 66 GBRF.....£86.40
31-655 Class47 Railfreight.....£86.35
31-256DC Midland Pullman£269.95
32-906 CL108 Green£93.50
32-913 CL108 3 Car Green£114.50
32-781A CL37/0 BR Blue.....£83.89
32-515A Derby Lightweight Green ...£93.97
31-677 CL85 BR Blue£85.99
31-268 MLV NSE.....£83.26
31-269 MLV Jaffa Cake£83.26
31-426 CL411 BR Green£99.99
31-377 CL416 2EPB£85.99
31-575 Windhoff MPV NWR£108.00
32-526DS CL55 BR Blue£147.50
32-679DS CL45 BR Green.....£151.95
32-750 DC - CL57 FL - 57008£52.95
32-900B CL108 BR Green£71.45
32-910 CL108 Blue/Grey.....£74.95
32-926 CL150 Regional.....£63.50
31-265 MLV Green£62.45
31-266 MLV with yellow panel.....£62.45
31-267 MLV Blue/Grey.....£62.45

ORDER BY TELEPHONE

Orders taken 6 days a week
9-5.30 Monday to Saturday
01432 352809

MAIL ORDER SERVICE

ALL PRICES VALID UNTIL 30.11.15.
You must state these prices when ordering

POSTAGE & PACKING RATES PER ORDER:

UK Standard Postage£3.95p
UK Insured Postage and Packing Rate£7.10p
UK Courier Transport and Packing Rate£9.00p
Worldwide at cost. VAT free to non EC.

***Train Sets/Packs and Controllers/Handsets

Postage charged at cost***

PRICES SUBJECT TO CHANGE WITHOUT NOTICE

Please allow 7 days for clearance when paying by cheque

PLEASE QUOTE OUR SPECIAL PRICES WHEN YOU VISIT US.

Credit Cards Welcome - Visa, Mastercard, Maestro

Please state expiry date

**Don't
Delay
Call
Today**

WANTED

**WE
WILL NOT
BE BEATEN
ON PRICE**



**Top Prices Paid for Your collection of
Hornby, Bachman, Heljan, Farish, Wrenn,
DJH and Other Kits Built & Unbuilt, Exley,
LGB, Corgi, OOC, EFE, Plant, Tekno.**

WE PURCHASE YOUR WHOLE COLLECTION

Layouts dismantled – Distance No Object

For discounted Hornby and further special offers please
visit our website at

www.sandjmodels.co.uk

Call Now Tel: 01606 872786 • Mobile: 07511 899314

Email: sjmodels@tiscali.co.uk



DCC Supplies

Excellence in model control

E-Mail: info@dccsupplies.com Website: www.dccsupplies.com
Telephone: 0845 224 1601 OR 01905 621 999

- We take the time to find the product for you.
- Our own range of innovative products.
- We stock everything you will need.
- DCC installations for any gauge.
- Expert friendly customer support.
- Informative DCC workshops.
- Teaching you the facts since 2006.
- Visit us at our shop and try the demo facilities.

Shop Opening Times:

Mon - Wed 10am - 6pm
Thursday 12pm - 6pm
Friday 10am - 5pm
Saturday 10am - 4pm
Visitors Welcome.

Phone Opening Times:

Mon - Thurs 10am - 6pm
Friday 10am - 5pm



Find us on:
facebook

@DCCSupplies

The
Complete
Digital
Service

Unit 17A, Top Barn Business Centre, Holt Heath, Worcestershire, WR6 6NH

ROXLEY MODELS

SPECIALIST ADVICE FOR ALL YOUR RAILWAY NEEDS



WALTHERS

METCALFE

HORNBY

KATO
PRECISION RAILROAD MODELS

PECO STREAMLINE

ATLAS
MODEL RAILROAD CO., INC.

HELDAN

MURPHY
Humbrol

GRAHAM FARISH
by BACHMANN

BRACHMANN
BRANCH-LINE

Telephone: 01372 452976

Website: www.roxleymodels.co.uk

Email: enquiries@roxleymodels.co.uk

Address: 4 Beckley Parade, Leatherhead Road, Great Bookham, Surrey, KT23 4RQ
Opening Hours: Mon-Fri (9.30-17.00), Sat (10.15-17.00), Sun (Closed)

NOCH
... wie im Original

MODEL TRAINS & ACCESSORIES RAILWAY CONDUCTOR

Also Die Cast - Radio Controlled - Toys - Etc...

T.01604 830722 M.07961 757094
www.therailwayconductor.co.uk

Unit 2
The Old Dairy Craft Centre,
Upper Stowe,
Nr Weedon off A5
Northamptonshire,
NN7 4SH

NEW SHOP OPEN 7 DAYS A WEEK

- Mon to Fri 10-5
 - Sat 10-5 • Sun 11-4
- out of hours please call
mobile thanks

WE SELL ALL MAKES, MODELS AND ACCESSORIES.

- **FIGURES:** Tamiya, Bachmann, Hornby, Model Scene & Noch.
- **LOCOS:** Hornby, Bachmann, Lima, Graham Farish N Gauge & Dapol 00 Gauge.
- **WAGONS:** Hornby, Bachmann, Secondhand, Dapol, Peco N Gauge & Oxford 00 Gauge.
- **COACHES:** Bachmann, Hornby, Dapol 00 Gauge & Wrenn.
- **BUILDINGS:** Bachmann, Hornby, Superquick & Metcalfe N / 00 Gauge.
- **HOT WHEELS**
- **SLOT CARS:** Scalextric, Ninco & SCX.
- **OXFORD DIECAST**
- **BRITAINS FARM:** Case & John Deere Tractors.
- **ACCESSORIES:** N Gauge, Hornby, Javis, Expo, Ancorton, Modelling, Dapol, Modelscene, Woodland Scenics, Bachmann Scenecraft / Branchline. Noch, Gaugemaster & Peco, 00 / N Gauge.
- **BASE TOY • CHUGGINGTON • AIRFIX**
- **THOMAS & FRIENDS • GAMES**


HORNBY

BACHMANN
BRANCH-LINE

dapol
Model Railway Company

GAUGEMASTER.com

NEW
AND USED
00 GAUGE
SOLD AND
BROUGHT.



MAIL ORDER AVAILABLE BY PHONE OR VISIT US ONLINE.
WE ACCEPT PAY PAL THROUGH OUR ONLINE SHOP.





Cobalt iP digital

the ultimate turnout motor

...for both dc and dcc modellers

Cobalt iP Digital works equally well either way, so it really does not matter if you choose to drive the trains with DC or DCC...

Cobalt iP Digital always comes up trumps!

Just as happy on either 12~23v DC or DCC, the versatile Cobalt iP Digital is easy to install and it is simple to connect as it needs no soldering.

It has two built-in SPDT changeover switches you can use for point frogs, signals or control panel lights too, so there is nothing else to buy, install, tweak or adjust once it is installed!

Control is very versatile... and very simple!

DCC modellers can use full computer control, macros or routes, a conventional local control panel or their handset... or all of them at once.

DC modellers can stay traditional and use stud and probe, Diode matrix or just two simple low cost push-button switches.... It does not care.

Or BOTH DC and DCC modellers can choose to use The New Cobalt α Alpha Digital encoder.

This clever new product simply converts all kinds of traditional switching methods To "digital input devices" and it lets you connect your control panel to your DC or DCC layout...

With only TWO wires!



Cobalt iP Digital is compact, smooth and almost totally silent. Beautifully engineered and designed to last, it is supplied with a lifetime Warranty.



Cobalt point motors and all other DCCconcepts products are distributed world-wide by DCCconcepts Pty. Ltd
3/13 Lionel St, Naval Base WA 6165 Australia P+61 8 9437 2470 F+61 8 9437 2471 www.dccconcepts.com

DCCconcepts welcomes Retailer & Distributor enquiries. In the UK, DCCconcepts products are distributed by Gaugemaster Controls Ltd., Ford Rd, Arundel BN18 0BN Ph. +44 1903 884 488 www.gaugemaster.com

UK TOY & MODEL AUCTIONS

LIMITED

Specialist Auctioneers of Toys & Models



OUR NEXT AUCTION IS ON MONDAY, 2nd NOVEMBER

at Craxton Wood Hotel,

(on A640) Parkgate Road, Ledsham, Nr. Chester, Cheshire CH 66 9PB

Viewing 9.30 a.m. - 11.30 a.m. Auction starts 11.30 a.m.

Up to 600 LOTS including: Wrenn, Hornby Dublo, Hornby, Bachmann, Ace Trains, Live Steam, N Gauge, Hornby 0 Gauge, Lima, Dinky Toys, Corgi, Matchbox, Model Aircraft, EFE's & OOC Buses, Commercials, Books, plus much more

THINKING OF SELLING YOUR COLLECTION?

TOYS & MODELS WANTED

FOR OUR FORTHCOMING AUCTIONS

*** COMMISSION ONLY 15% (Fully Inclusive) ***

For confidential help and advice telephone:

Barry Stockton 0151 334 3362 or Tony Oakes 01270 652773

Catalogues £3.50 including postage available from:

UK TOY AND MODEL AUCTIONS LTD.,

46 Wirral Gardens, Bebington, Wirral, Merseyside CH63 3BH

CATALOGUE AND MORE INFORMATION ON OUR WEBSITE

www.uktoyauctions.com

Wycrail 15

Cressex Community School,
Cressex Road, High Wycombe, HP12 4UD
7th November 2015 10am - 5pm



20+ Layouts & Full supporting Trade

Admission:

- Adults £6.00
- Children £4.00
- Family ticket 2+2 £13.00

• FREE Bus Service, from
Wycombe Railway Station

• Refreshments and Free Parking

High Wycombe & District Model Railway Society

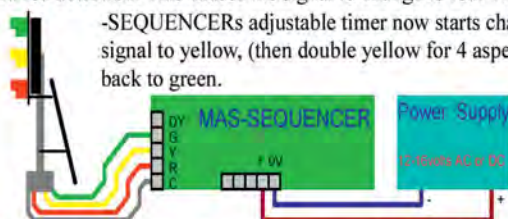
Directions and more information www.hwdmrs.org.uk
or contact Harry Fielding on 07804 798289

HEATHCOTE ELECTRONICS

detection control effects

The MAS-SEQUENCER controls 2, 3 or 4 aspect LED signals. After passing the signal the train is detected with the MAS-SEQUENCERS built in infra red detection. This causes the signal to change to red. The MAS

-SEQUENCERS adjustable timer now starts changing the signal to yellow, (then double yellow for 4 aspect) and back to green.



The diagram shows the simplicity of the wiring. A terminal is also provided for Manual override to red for stations and junctions. Lines with more than one signal use IRDASC-4 units to control the other signals. A single wire from the MAS-SEQUENCER to the IRDASC-4 synchronises the aspects of the signals. Units are compatible with conventional and DCC control.

For working Dapol semaphore signals automatically we have the Semaphore-Sequencer. This detects trains approaching the signal, changes the signal to clear and starts an adjustable timer. At the end of the timing interval the signal returns to danger.

MAS Sequencer £16.40 Semaphore Sequencer £16.90

Post and packing £3.80 per order UK

We stock **CR Signals** in N and OO gauge. These are suitable for the MAS-Sequencer.

Payment by cheque credit/debit card, paypal or postal order.

www.heathcote-electronics.co.uk

email: cah@heathcote-electronics.co.uk phone/fax: 01538 756800
Heathcote Electronics, 1 Haydock Close, Cheadle Staffs, ST10 1UE

Abbey Models Dunfermline

(By side entrance to Dunfermline Abbey)

All main N and OO Model Railways,
Oxford, Sundeala Board, Plastic Kits,
Paints and all accessories stocked.

We buy and sell good
quality pre-owned items.

Phone for availability and
Prices on all Bachmann
And Hornby

(Now in our 10th year)

MAIL ORDER AND MOST CREDIT CARDS ACCEPTED

Hours: Wed to Sat 10am to 5pm

2 Maygate, Dunfermline, KY12 7NH

Tel: 01383 731116

Mobile: 07971 634209

Email: abbeymodels@hotmail.co.uk

www.grimytimes.co.uk

WEATHERING SPECIALIST

GRIMY TIMES



Weathered locos for sale - SEE WEBSITE

EXCEPTIONAL
QUALITY &
PRICE

ALL SCALES CATERED FOR RENUMBERING & RENAMING
Contact Steve Tel: 01925 632209 Mobile: 07921 830484
Email: grimytimes66@yahoo.co.uk (for weathering only)

**Sankey
Scenics**

Over 650 different packs of
Quality Signage & Train Packs

NEW
ITEMS

COACH DESTINATION BOARDS



THE MOST
COMPREHENSIVE
RANGE OF
MODEL
SIGNAGE

Tel: 07565892209

www.sankeyscenics.co.uk

Traintronics



102 2 Aspect Red/Green	£14.50
103 2 Aspect Yellow/Green	£14.50
104 3 Aspect Red/Yellow/Green	£16.50
105 3 Aspect Yellow/Green/Yellow	£16.50
107 4 Aspect Red/Yellow/Green/Yellow	£18.50
110 2 Aspect Red/Green with feather left	£24.99
111 2 Aspect Red/Green with feather right	£24.99
112 3 Aspect Red/Yellow/Green with feather left	£26.99
113 3 Aspect Red/Yellow/Green with feather right	£26.99
114 4 Aspect with feather left	£28.99
115 4 Aspect with feather right	£28.99
*180 Modern style 4 track width gantry kit	£32.50
*181 Steam Era 4 track width gantry kit	£20.00
182 Ground or platform mounted signals customised to order from	£40.00
280 Modern style 4 track width N Gauge gantry kit (signal heads are extra)	£27.50
TT202 2 aspect red green N gauge signal	£14.50
TT204 3 aspect red yellow green N gauge signal	£16.50
TT207 4 aspect red yellow green yellow N gauge signal	£18.50
TT300 DCC Motor driven slow action point motor	£22.50
TT301 DCC Colour lights signal board upto 4 aspect with feather	£12.25
TT302 DCC Block occupancy board	£10.95

TRAINTRONICS

329 - 331 Holdenhurst Road, Bournemouth, BH8 8BT UK
Call 01202 309872 or e-mail sales@slotrail.com

N GAUGE CHIP FITTING SERVICE



TT 300
slow motion
point motor,
DCC & DC

- Built-in DCC decoder has the following features:
 - Fully compliant with NMRA Standards and Recommended Practices
 - Automatically switches to non-DCC mode if supplied with DC
 - Multiple addresses can be programmed - allows route setting with groups of TT300s. Up to 40.
 - Main address range from 1 to 2044
 - Auxiliary "control" input - allows remote operation, bypassing DCC commands
 - Point addresses, and operating modes, are fully programmable
 - Programmable either from dcc programmer or "in situ" whilst connected on layout
 - All NMRA recommended programming modes supported

EXPERIENCE THE ULTIMATE IN CONTROLLER TECHNOLOGY

£69

PLUS £4.80 P&P

£115

PLUS £6.90 P&P

£69

PLUS £4.80 P&P

£129

PLUS £6.90 P&P



Fully tested
and guaranteed
for 5 years

The Vortrak four track and Vector twin track for 00/HO/N/009 (1amp per track), the Vesta N twin track is dedicated N gauge, the Vanguard for O gauge is twin track (2.5amp per track). Each controller has state of the art design, offering very best performance capability. Slow and fast speeds are superb. Internal separate transformers for each track from 220/240 AC mains. The Vector and Vesta for N also have 2 x Hand Held controllers with 2.5mtr leads plus a 12V DC accessories output, the Vortrak and Vanguard each have 2 x 5mtr Hand Held's plus the Vortrak 2 x 12V DC accessories and the Vanguard 1 x 12V DC accessories. Each controller has a sloping front desk type dark grey enclosure. On board CDU for point motors.

For full details or to order online visit

www.morleycontrollers.com

(Secure order site)

or telephone Morley Controllers on 01704 533 116

(Overseas enquiries +44 1704 533 116)

Morley Controllers - Choose the best!



PO Box 501, Southport, PR9 9ZL
Email enquiries: jet@morleycontrollers.com

Also at PO Box 1230, Wangara BC, Perth, Western
Australia 6947 Tel: (08)930 56358. http://aus.morleycontrollers.com



Mercian Models
Producing your Kits



**Narrow Gauge locomotive,
wagon & coach kits
available [7mm & 4mm]**

S.A.E for relevant price list[s]

or see our website: -
www.modelrailways.tv

1A Market Way, Hagley,
Stourbridge, DY9 9LT


mercianmodels@hotmail.com

Skytrex Model Railways



OO gauge model kits cast
in resin and white metal

www.skytrexmodelrailways.com



Subscribe to
our newsletter
Details on website

Unit 1
Charnwood Business Park
North Road
Loughborough
Leicestershire LE11 1LE
tel: 01509 213789
For O gauge: www.ogauge.co.uk

SouthWest digital

Distributor
for the UK



As real as it gets!



Photos: Chris Perkins

**ALL products come with a 2 year warranty
and FREE return postage**

**Close your eyes and
you're there!**

UDRIVE
responsive sound algorithm

The highest quality sounds in all
gauges. A wide range of responsive
steam and diesel sounds developed
for the all new **UDRIVE**



Crystal clear digital sound

Test drive the latest loco sounds with
stunning clarity at SWD – call now for
more info

T: 01934 515382 info@swd4esu.co.uk
www.southwestdigital.co.uk

Southern Office and Showroom
15, Liberty Close, Woolsbridge Ind. Park,
Three Legged Cross, WIMBORNE, Dorset, BH21 6SX
Tel: 01202 828308 - Fax: 01202 829706
E-mail: southsales@ayrey.co.uk

**JOHN
AYREY**
DIE-CASTS LIMITED



Head Office and Main Showroom
Bentley House, 202 Market Street, SHIPLEY
West Yorkshire, BD18 2BY
Tel: 01274 594119 - Fax: 01274 531505
E-mail: ayrey@msn.com - Web: www.ayrey.co.uk

WE ARE 'TRADE ONLY'
RETAIL CUSTOMERS PLEASE CONTACT
A LOCAL MODEL SHOP OR VISIT OUR
WEBSITE - WWW.AYREY.CO.UK



20175 01 - DOUBLE DECK
3 CAR SET - DRIVING CAR
& 2 COACHES (1:87 - HO)

**SUPERB RANGE OF READY MADE MODELS &
KITS FROM HOLLAND IN SCALES 'Z', 'N' & 'HO'**



10284 - MULTI STOREY FLATS
(UNPAINTED RESIN KIT 1:87 - HO)



38701 - MODERN BICYCLES (1:87 - HO)



50107 - NORWEGIAN
FISHING BOAT FRAMTID 1'
(UNPAINTED RESIN KIT
1:87 - HO)



10235 - FACADE REAR OF BUILDING
(UNPAINTED RESIN KIT 1:87 - HO)



38723 - LIVESTOCK CART (1:87 - HO)



10163 - LOCK UP GARAGES KIT
(UNPAINTED RESIN KIT 1:87 - HO)



D455 - LEYLAND FG VAN
'CO-OP BAKERY'
circa 1966 - 1976



1:76 SCALE 'OO'
(1:148 SCALE 'N' RANGE ALSO AVAILABLE)



D493 - ARTICULATED VAN
'GREEN SHIELD STAMPS'
circa 1975 - 1985



B115B, B115A & B115C - BRISTOL LODEKKA
3 VERSIONS - 'HANTS & DORSET' circa 1956 - 1981

'PRE-PRODUCTION
SAMPLES'



3124 - PAIR OF
SINGLE TUNNEL
PORTALS (HO)



1740 - OAK
TREE (18cm)

**RANGE OF TREES, HEDGES, SCATTER,
ROADS AND OTHER SCENIC ITEMS**

**FULL RANGE OF SCENERY,
VEHICLES, BUILDINGS &
NARROW GAUGE RAILWAYS**



OXFORD

OR76AR001 - ADAMS RADIAL 30583 - LATE BR
OR76AR002 - ADAMS RADIAL 30584 - EARLY BR
OR76AR003 - ADAMS RADIAL 488 - LSWR



76VW024 - VW BAY WINDOW
BUS & SURFBOARDS 1:76 SCALE



76BSA002 - BSA MOTORCYCLE
RAC 1:76 SCALE



76FC001 - FORD TRANSIT CONNECT
ROYAL MAIL 1:76 SCALE

• REPAIRS DONE •

CUSTOMERS WANTED!.... With an eye for a bargain

• DCC DECODERS FITTED •

SUMMER OFFERS

Train Set 'Flight of the Mallard'	£105
Tornado Pullman Express.....	£95

STEAM LOCO'S

R 3110 BR 262 Tank 61 XX Class.....	£69
R 3017 Patriot Sir Herbert Walker.....	£90
R 3030 LMS 4F.....	£70
R 3124 BR Early Crest 42XX.....	£98
R 3126 BR Late Crest 52XX.....	£98
R 3243/A Late Crest K1 62024/7.....	£117
R 32042 Early Crest K1 62015.....	£117
R 3305 E/C Weathered K1 62059.....	£117
R 3371 Mallard.....	£69
R 2881 LMS Black 5.....	£49

TTS SOUNDS LOCOS

R 3245 A1 Tornado.....	£140
R 3370 Duke Of Gloucester.....	£128
R 3284 Flying Scotsman.....	£89.99
R 3285 LNER A4 Gadwall.....	£95
R 3286 CLASS 40 Empress Of Canada.....	£79
R 3287 BR CLASS 47 Large Logo.....	£79.99
R 3289 CLASS 37 Network Rail.....	£79

LIMITED EDITION ROYAL TRAIN LOCO

R 3272 Class 67 R oyal Sovereign	£105
--	------

DAPOL

D6316, 6328 Dapol Class 22 with Headcode.....	£105
D6326, D6316 Discs without Headcode.....	£107
Dapol Coach Kits.....	£9.95
Dapol Ready Made Coaches.....	£12.95
Full Range of Dapol Rolling Stock	

BR Mark1 Full Spec Coaches

(Metal Wheels & Enhanced Printing)

R4619 Maroon parcels coach	Were £23.00
R4620 Crimson & Cream 2nd open	ALL £19.99
R4621 Maroon TSO	
R4642 Chocolate & Cream parcels coach	
R4643 Maroon 2nd open	
R4644 Chocolate & Cream TSO	

R 6249D CC D eco ders	£12.50 EA, 6 FOR £72
-----------------------------	----------------------

LIGHTED PULLMAN COACHES

R4419/21/22/23/24/25/26/30.....	£35
R4429/78/79/80/81/86.....	£25

COACHES

R4634 A/B/C Blue Grey Std with Lights.....	£33
R4444A FO Intercity Blue/grey.....	£27
R4446A TSO Intercity Blue/grey.....	£27
R4566 Gresley Composite Brake	
R4567 Gresley Corridor First	
R4568 Gresley Corridor Third	
R4569 Gresley Buffet	
R4531 B/C Gresley Full Brake	

Were
£39.00
ALL £29.00

R4468 Gresley Buffet Blue/grey.....	£39.95
R4406A Crimson & Cream Brake 3rd.....	£21
R4407A Crimson & Cream Composite.....	£21
R4408A Crimson & Cream Brake Comp.....	£21
R4613/4/5.....	£16.95
R4611/12.....	£19.95
R4350/51/52/53/54/55.....	£11.95
462729/30.....	£12.95

MK3 COACHES

Blue Grey ER with lights FO, TSO, TGS Buffet.....	£33
R4635/A/B Arriva Wales MK3 Standard Class.....	£26.50

MK1 COACHES

R4534A/B Push-pull Coach Pk	£62.50
Southern BR Green, with lights.....	£33
BSK, SO & CK	£33
First G W MK 3 sleeper R4597/A/B	
First G. W MK 3 R4654 R4369C/70D/E/G/71A	
Intercity MK3 R4592/4631A/32A/B	£26.50

MK4 COACHES

East Coast MK4 R4465/A,66/A/B/C/67/68	£26.50
---	--------

WAGONS

R6675/76/77 21 Ton Hopper.....	£13.95
R6489/70/71 OTA Thamesboard Blue.....	£12 ea
R6541 Total.....	£6.95
R6543 Murco 100t Tank	£17
R6642/A/B/C Shunters Wagon GW	£9
R6643/A/B/C Shunters Wagon BR	£9
R6647 Ex Blue Spot Barrier.....	£9.60
R6650 BR Black Trout.....	£16.50
R6401A BR 9 Plank Grey.....	£5.50
R6606 MGR Hoppers.....	£17.50

HORNBY YEAR WAGONS

2010...£5.50	2011...£6.00	2013...£8.25
2014...£10.50	2015...£9.50	

Pennine Models at Haworth

Wednesday to Sunday
11am-5pm

33/35 Mill Hey, Haworth,
Keighley
BD22 8NQ

Tel. 01535 642367

penninemodels@gmail.com

EVERYTHING IN THE SHOP TO TURN A TRAIN SET INTO A MODEL RAILWAY



A15 Blue Brick Bridge / Tunnel Entrance



NEW
Card Mounted
A5 Locomotive Shed (double track)



NEW
A14 Red Brick Bridge



C6 Victorian Terrace House Fronts



B25 Police station



B31 Village School



A8 Water Tower & Weighbridge



B27 Supermarket & Shop



B24 Farmhouse

Die-cut

OO/HO SCALE

RAILWAY BUILDING SERIES

- A1 Station Platform
- A2 Country Station Building
- A3 Island Platform
- A4 Island Platform Building
- A5 Two Road Locomotive Shed
- A6 Signal Box
- A7 Goods Depot Building
- A8 Water Tower & Weighbridge
- A9 Covered Footbridge
- A10 Railway Terminus Station
- A11 Station Master House & Crossing Keeper Cottage
- A12 Coaling Tower
- A13 Ash Plant
- A14 Red Brick Bridge/Tunnel Entrance
- A15 Blue Brick Bridge/Tunnel Entrance
- A16 Stone Bridge/Tunnel Entrance

COUNTRY TOWN BUILDING SERIES

- B21 'The Swan' Inn
- B22 Two Country Town Shops
- B23 Two Detached Houses
- B24 'Greystones' Farmhouse
- B25 Police Station / Public Library
- B26 Farm Hayloft & Barn
- B27 Supermarket & Shop
- B28 Two Elizabethan Cottages
- B29 Country Church
- B30 Four Terraced Houses
- B31 The Village School
- B32 Country Garage & Petrol Pump
- B33 Railway Hotel
- B34 Bus Depot
- B35 Market House
- B36 The Country Fire Station

LOW RELIEF BUILDING SERIES

- C1 Hotel, Offices & Restaurant
- C2 Cinema, Post Office & Shop
- C4 Regency Period Shops & House
- C5 Four Redbrick Terrace Backs
- C6 Four Redbrick Terrace Fronts
- C7 Redbrick Terrace Corner

INCLUDING A FULL RANGE OF BUILDING PAPER SERIES

Building quality

Kits to adorn your layout

SUPERQUICK

MODEL KITS

WWW.SUPERQUICK.CO.UK

FOR OVER 40 YEARS - THE MODELLERS CHOICE

SPRINGSIDE MODELS

2 Springside Cottages Doranfield Road Ipplepen
Newton Abbot, Devon TQ12 5SJ
Telephone: 01803-813749 (this has answering facilities)
Mobile: 0772939094
Email: springsidemodels@btinternet.com

4mm / OO Gauge Painted and Jewelled Head and Tail Lamps

Pack of 5 is £4-25 or Pack of 10 is £7-95 Except DA6 & DA7
DA1 GWR White Body, DA2 GWR Red Body, DA3 SR White Body, DA4 LMS White Body, DA4A LMS Black Body
DA4B Midland Maroon Body, DA5 LNER White Body, DA19 BR White Body, DA99 Modern Image White Body
DA6 Guards Van Black body, Pack of 5 £4-55 Pack of 10 £8-25p
DA7 Railway hand signal lamps Pack of 5 £4-75p
DA 20 are Tail Lamps only (all Red Jewels), **State Region** £4-25p Tail Lamps only available in Packs of 5

2mm / N Gauge Painted and Jewelled Head and Tail Lamps

Packs of 5 only at £4-25p
No1 GWR White body, No2 GWR Red body, No3 BR White, No4 LMS Black body, No5 LMS White body
Tail Lamps also available **state region** £4-25p for a pack of 5

7mm / O Gauge Painted and Jewelled Head and Tail Lamps

Packs of 5 only at £8-25p **Except No17**
No15 GWR White Body, No16 GWR Red Body, No89 SR White Body, No21 LMS White Body
No22 LMS Black Body, No23 Midland Maroon Body, No 90 LNER White Body
No17 Guards Van Black body, £8-95p, No25 BR White, No88 Modern Image White Body.
Tail Lamps are available in packs of 5 at £8-25p please **state region**.



DK1 4mm Signal Box detail kit
28 Frames for large boxes £15-95p



DK6 4mm Small Signal Box Detail Kit
14 Frames £9-75p



DA7 4mm Rail Built Buffer Stop with wooden Sleepers OO 4mm fine scale £7-25p



DS6 Axc Welding 4mm OO Kit £8-25p



DS1 Postbox House 4mm OO Kit £10-25p



DS10 Pump Trolley 4mm OO £14-95p

Useful Locomotive Detailing Accessories include

DA16 Fire Irons Set for Tender Loco £4-25p

DA17 Locomotive Tools 1 Set £4-25p

DA61 Fire Irons Set for Tank Engines £4-25p

DA58 Fire Buckets & Stands 2 Sets £8-25p



RV74 Aveling and Porter Advance Roller Kit + Living Van and Cart £28-95p



DS11 Road Repair Scene Unpainted Kit £14-95p



RV74 Aveling and Porter 10 ton Steam roller Kit + Living Van and Cart £28-95p



DA75 Workmen Set of 4 Hand painted Figures OO 4mm Scale £10-25p per set



RV42 Foden Tipper Kit 4mm Scale White metal Kit £19-25p



RV43 Foden Long Wheel base Open Lorry 4mm Scale White metal Kit £19-25p

Springside catalogue 2mm and 4mm White Metal Kits £3-95p each Post Paid

Springside catalogue 7mm O gauge Kits £3-95p each Post Paid

Dornaplas catalogue Plastic Kits 2mm and 4mm Buildings and 2mm Lorry Kits £3-95p each Post Paid

Please send orders and payment by post or email or phone in. We accept payment by cash, cheque, debit and credit cards.

Post and Packing £2-20p on orders under £50 and free on orders over £50 UK only.

Please note we do not receive visitors at the Doranfield road address and only by prior arrangement at our units

See more of our Range on

www.springsidemodels.com

www.countyrollingstock.co.uk

KICKSTARTER

Launches 23rd September 2015



Picture courtesy of Mike Hale

County Rolling Stock is back for a second Kickstarter project to raise funds to produce an N Gauge Mermaid Ballast Wagon in RTR format. We aim to produce both the fitted and unfitted brake versions and will be offering the wagons at exclusive discounted prices for our backers. Search www.kickstarter.com for "MERMAID BALLAST"

dapol

ENDS 25/10/2015

Along Classic Lines.com

Rail & Bus Models • Visit www.alongclassiclines.com • Email: info@alongclassiclines.com

We buy and sell all types of New & Pre-owned Model Railway & Bus models. Post & Packing £2.95 per order, delivery by tracked courier. Opening hours Mon to Sat 8-5 Closed Wed, for sales & information please call 0161 614 1099

NEW HORNBY 2014/15 LOCOMOTIVES

- R3355 Sentinel 4-4-0H Diesel Hydraulic Shunter, Wolcott Rail in Black £52.49
- R3354 Sentinel 4-4-0H Diesel Hydraulic Shunter, Barroil in Red £32.49
- R3353 Sentinel 4-4-0H Diesel Hydraulic Shunter, Balfour Beatty in Orange £52.49



- R3350 Class 90 Bo-Bo Electric Locomotive, 900229 DR Schenker Red £64.49
- R3349 Class 67 Bo-Bo Diesel Locomotive, 67024 EWS maroon £126.49
- R3347 Class 92 Co-Co Electric Loco, 92019 Wagon LWS Triple grey £74.49
- R3346 Class 92 Co-Co Electric Loco, 92019 Wagon LWS Triple grey £74.49
- R3344 Class 31 Diesel Locomotive, 31-285 Network Rail Yellow £149.49
- R3305 K1 Class 2-4-0 Locomotive £2019 in BR early black weathered £122.49
- R3304 Drummond 700 Class, 0-4-0 tender loco, 30316 BR early black (W) "NEW" £105.49
- R3302 Train Pack "Return from Dulwich" 700 Class + 3 Mineral Coaches £229.95
- R3291x Class 56 Diesel, 56094 in COUS Livery DC SOUND FITTED £229.49
- R3290A 2 HAL 2 CAR EMU in British Railways green sm yll panel £125.49
- R3289 Class 47 Diesel, 47401 in Large Logo Blue, SOUND FITTED £89.49
- R3287x Gresley A4 Class, 4469 Goddard LNER blue SOUND FITTED £94.99
- R3286x Gresley A1 Class, 4472 "Flying Scotsman" LNER green SOUND FITTED £94.99
- R3283 Bagnall 0-4-0DS Diesel Shunter, in red and dark grey industrial use livery £29.75
- R3280 Gresley A4 Class loco, 4466 Golden Shuttle LNER blue £76.49
- R3278 Unearthed Patriot Class, loco, 45518 "Bradshaw" BR early green £74.49
- R3276 LMS Compound 4-4-0 loco, 1072 in LMS black £74.49
- R3275 Class 31 Diesel Locomotive, 31144 in Engineers grey and yellow £59.49
- R3274 Franco Crosti 9F 2-10-0 Locomotive, 92023 BR late crest £110.49



- R3273 Franco Crosti 9F 2-10-0 Locomotive, 92027 BR Early crest £110.49
- R3272 Class 67 Diesel Locomotive, 67006 "Royal Sovereign" in Royal Crest £124.49
- R3271 HST Power cars original executive livery £209.49
- R3269 HST power cars in BR eastern region livery £209.49
- R3258 2 BIL 2 Car EMU in BR blue £119.49
- R3257 2 BIL 2 Car EMU in BR green £119.49
- R3254 K1 Class 2-4-0 Loco £2027 in BR late black £110.49
- R3246x P2 Class 4-4-2 Loco "Tornado" in BR early blue SOUND FITTED £148.49
- R3245x P2 Class "Cock of the North" LNER green SOUND FITTED £148.49
- R3240 Drummond 700 Class, 0-4-0 tender loco, 30316 BR early black "NEW" £103.49
- R3239 Drummond 700 Class, Locomotive 30315 in BR late black £103.49

- R2337 Guller Castle Class Loco, 4073 "Complish Castle" GW Green £139.49
- R2336 Class 8 Locomotive "Duke of Gloucester" late BR green £129.49
- R2335 Class 115 0-6-0 Tender Locomotive, 65445 in BR late black £105.49
- R2329 Star Class 4-4-0 Loco, "British Monarch" BR early green £135.49
- R2328 J4 Austerity 0-6-0 Tank loco, No 12 "National Coal Board Kent" in blue £73.49
- R2327 Thompson 01 Class 2-8-0 Locomotive, 63663 in BR late black £117.49
- R2326 Churchward Class 72xx 2-8-2 Tank Loco, 7218 BR black £119.49
- R2325 Churchward 52xx 2-8-2 Tank loco 7233 GWR green £119.49
- R2324 Churchward 52xx 2-8-2 Tank loco 5259 BR black £117.49
- R2323 Churchward 42xx 2-8-0 Tank Loco 4257 £117.49
- R2322 Churchward 42xx 2-8-0 Tank Loco, 4261 GW green £119.49
- R2321 Train Pack, Durdash Class "Durdash of Sutherland" & Support Coach £146.95
- R2320 Train Pack "Tysley Connection" Hall Class loco + 3 coaches £159.49
- R2318 Schools Class 4-4-0 Loco, 30915 "Brighton" in BR early black large chimney £129.99
- R2317 Hall Class 4-4-0 Loco, 4965 "Road Ashton Hall" BR late green £110.49
- R2316 A3 Class 4-6-2 Loco, 60103 "Flying Scotsman" BR late green Limited Edition £149.49
- R3195 Duchess Class loco, 46247 "City of Liverpool" BR early green £119.49
- R3194 Schools Class 4-4-0 Loco, 30957 "Epam" BR Black large style Chimney £121.49
- R3192 Train Pack, Duke of Gloucester Special Edition with 3 coaches £162.49
- R3189 Thompson 11 4-6-2 Tank loco, 9003 in LNER apple green £116.95
- R3188 Gresley N2 Class 0-6-2 Tank Locomotive, 69543 in BR black £79.99
- R3187 N2 Class 0-6-2 Tank Locomotive, 1744 in Great Northern Railway lined green £84.49
- R3183 Class 67 Bo-Bo Diesel Loco, 67002, Arriva Trains Large Logo Blue £117.00
- R3181 Class 56 Co-Co Diesel Loco, 56084 Large Logo Blue £129.49
- R3170 Hall Class 4-4-0 Loco, 4901 "Adderley Hall" GWR green £79.49
- R3169 Hall Class 4-4-0 Locomotive, 5972 "Olton Hall" GWR maroon £79.49
- R3167x Star Class 4-4-0, 4061 "Glastonbury Abbey" BR early green DC FITTED £139.00
- R3167 Churchward Star Class 4-4-0, 4061 "Glastonbury Abbey" BR early green £119.49
- R3162A BR 2 BIL 2 Car EMU in BR green £122.49
- R3161A BR 2 BIL 2 Car EMU in Southern Railway green £118.49
- R3141 Class 60 Co-Co Diesel Loco, 60099 "Tiger Steel" in DB Schenker silver/grey £135.00
- R3132 A3 Class Loco, 2509 "Black Lion" in LNER lined blue £143.49
- R3131 A4 Class 4-6-2 Loco, 4462 "Great Snipe" LNER blue £134.00
- R3118 Galle Class 4-6-0 Locomotive, 7023 "Pennine Castle" GWR green £139.49
- R3114 Thompson B1 Class 4-6-0 Loco, 61270 in BR late black £119.49
- R3114x Thompson B1 Class 4-6-0 Loco, 61267 in BR late black £119.49
- R3108 19 Class, 708 in Southern Railway black with 8 wheel tender £112.49
- R3107 19 "Greyhound" 4-4-0, 30313 in BR lined black, 4 wheel tender £109.99
- R3105 Galle Class, 4-4-0 Loco & Tender, 5075 "Woolferton" in GWR Glastonbury tender £109.49
- R3098 A1 Peppercorn 4-6-2 Loco, 60163 "Tornado" BR Green £102.49
- R3086 A1 Class 4-6-2 Loco 4472 "Flying Scotsman" in LNER green £69.49
- R3063 Midland Railway Compound, 1000 in LMS maroon £75.99
- R3061 Churchward County Class 4-4-0 Loco, 3921 "County of Bedford" GWR green £78.49
- R3060 A1 Class Loco, 60163 Tornado BR lined Apple Green £65.00
- R3019 Grange Class 4-4-0, 6845 "Pavilion Grange" in BR late green (W) £124.49
- R3010 King Arthur Class, 667 "Sir Sagamore" SR olive green £137.49
- R2882 S&DR 0-4-0T Locomotive No 24 in Prussian Blue £29.49

PRE-OWNED HORNBY OO GAUGE

- R2447 Princess Class Loco, 46207 "Princess Arthur of Connaught" BR maroon £89.49
- R3163 Class 817/6 Loco, 61663 "Manchester United" BR late green L/E (W) £175.00
- R3034x Class 08 0-4-0DS Diesel Shunter, 08661 "Railright" SOUND FITTED £149.49
- R3027x Class 08 0-4-0DS Diesel Shunter, 09663 BR green SOUND FITTED £149.49

- R2569 Train Pack "Tatamam" A3 Class "Sandwich" BR green with 3 coaches £145.49
- R2844 Schools Class Locomotive, 30934 "St Lawrence" BR early black £99.49
- R2745 School Class, 902 "Widgerton" Southern Railway malachite £89.49
- R2683 LMS Galey Single, 14010 in LMS black £79.49
- R2621 King Arthur Class Locomotive, 30799 "Sir Ivar" BR early green (W) £109.49
- R2558 Hawksworth County Class, 1007 "County of Brecknock" BR early black £78.49
- R2273 17/4 Class, 61663 "Everton" in BR late green (point clip to buffer beam) £56.00

NEW HELJAN LOCOMOTIVES

Metropolitan Bo-Bo Electric Loco - all in stock "NEW" £119.49



- 16xx Class 16 Bo-Bo Diesel Loco, DB2xx most of range in stock £99.00
- 25xx Class 23 Baby Deltic Diesel, DB5xx most of range in stock £99.49
- 25xx Class 05 Hunslet Diesel Shunter full range in stock "NEW" £99.99
- 26xx Class 26 Diesel, New Tooling various in stock £99.00
- 34xx Class 33/0 Bo-Bo Diesel Loco All New Tooling various in stock £99.00
- 35xx Class 35 Hunslet Diesel Loco all current models in stock £99.49
- 39xx Class 02/0 Togo 2-8-0 Locomotive various versions - pre order £147.00
- 4005 Prototype Co-Co Diesel Loco, No D0360 "Lion" in white £109.00
- 4010 EE Prototype Co-Co Diesel Loco, "DP2" original BR plain gr £99.00
- 4011 EE Prototype Co-Co Diesel Loco, "DP2" later two tone green £99.00
- 8705 Waggon & Maschinenbau all stocks, most in stock £104.49
- 875xx Park Royal Railcars all in stock £104.49



- 8800 AC Railbus, most in stock £104.49
- 89xx Class 128 DPB, most versions are available, blue/green/red/weathered etc £99.00

NEW DAPOL OO LOCOMOTIVES

- 4012001 Class 22 Diesel, D6316 in BR Green £119.00



- 4030303 Class 52 Diesel, D1056 "Western Sultan", BR maroon £119.00

NEW MURPHY MODELS LOCOMOTIVES

- MM0208 Class 201 208 GM Class 201 Diesel Loco "River Lagan" NIR Blue £134.49
- MM0086 Class 071 GM Co-Co Diesel Loco, 086 CE Orange & Black livery £135.00

BACHMANN LOCOMOTIVES OO GAUGE

- 31-001 Robinson Class 04, 2-8-0 Loco 63001 BR late black £105.49
- 31-002 Robinson Class 04, 2-8-0 loco 63035 in BR early black £105.49
- 31-138 D11 Class 4-4-0 Loco, 63682 "Stephenson Of Backley" in Br Black £119.49
- 31-168 Class 5 L8T 2-6-2T Tank loco, 10713 in LMS crimson £92.49
- 31-169 Class 5 L8T 2-6-2T Tank loco, 50705 in BR early black £90.49
- 31-366 Class 03, 0-6-0 Diesel Shunter D2016 in BR green £70.75
- 31-436 64xx 0-4-0PT Pioneer Tank loco, 6417 BR early black £84.49
- 31-559 Gresley A4 Class Loco, 26 "Miles Beever" in LNER blue £95.49
- 31-981 BR Standard Class 3MT Tank Loco, 82021 BR early black £104.95



- 32-024A Class 20 Bo-Bo Diesel Loco DB028 in British Railways Green £94.49
- 32-044 Class 20 Bo-Bo Diesel Loco 20141 in BR Green FFP weathered £98.49
- 32-065 NBL Class 43 Warship Loco, DB65 "Zealous" BR Maroon £118.95



- 32-066 NBL Class 43 Warship Loco, DB35 "Pegasus" BR Green £118.95
- 32-067 NBL Class 43 Warship Loco, 842 "Royal Oak" BR Blue £118.95
- 32-5508 Class A1 4-6-2 Locomotive, 60163 "Tornado" in BR early green £115.00
- 32-575X Ivatt AMT 2-4-0 Locomotive 43050 in BR early black (W) £99.49
- 32-786 Class 37 Diesel Locomotive, 37174 in EWS maroon weathered £115.49



- 32-928 Class 150/1, 2 car DMU in Provincial livery £149.49
- 25-2014 Special Boxed set, Jubilee and Union Jack Class 47 Limited Edition £229.49

Along Classic Lines stock a wide range of Train and Bus models please call 0161 614 1099 for more information and availability, 18 Cedar Drive, Urmston Manchester M41 9HY. Callers strictly by appointment only please

Plastruct **Plastruct** **Plastruct**

Please ask your model shop for genuine Plastruct fineline Styrene structural shapes.

Range contains over 70 shapes including: Angles, I-Beams, Channels, Columns, Deep Channels, Tees and Z Sections, Round, Rectangular and Square Tubing, Plastic Strips and Sheeting, Scale Ladders, Stairs and Railings, Open Web Trusses.

Essential for all scratch model makers.

www.plastruct.co.uk



EAST KENT MODELS

NOW ON

CLOSING DOWN SALE

PARTS STOCK GOING FAST!
HORNBY UK, HORNBY CHINA, LIMA, etc.

FOR OUR SALE PRICE LISTS OR TO ORDER PLEASE E-MAIL
ekmodels@hotmail.com

TELEPHONE ORDERS ALSO WELCOME ON 07854 094640
1000-1600 HRS TUESDAY-THURSDAY, 1000-1300 FRIDAY

OR WRITE TO
UNIT 50 JOSEPH WILSON ENTERPRISE CENTRE
MILLSTROOD ROAD, WHITSTABLE CT5 3PS

FLAIR RAIL

**STOCKISTS OF MODEL RAILWAY EQUIPMENT
SECONDHAND BOUGHT AND SOLD**

FIND US ON FACEBOOK 
WWW.FLAIR-RAIL.CO.UK

FLAIR RAIL, UNIT 7, SPRINGFIELDS, NURSERY
ESTATE, BURNHAM ON CROUCH. CMO 8TA
T: 01621 786198
E: ROGER@FLAIR-RAIL.CO.UK
OPEN: MONDAY TO FRIDAY 9.30-5.00
SATURDAY 9.30-4.00

TOWNSCENE
BACKGROUNDS OF DISTINCTION

This scene: Sky background with elements from 'OO' sheets 1, 2, 3, 4 & 10
Approx 1m x 30cm in 'OO'

A5 SAE for colour brochure or visit www.freestonemodel.co.uk

'OO' Sheets	All sheets £3.00 ea.	'N' sheets
BS1: Shops & houses	BS8: School & houses	NA: Town roofscape
BS2: Roofscape-1	BS9: Industrial buildings	NB: Town buildings
BS3: Roofscape-2	BS10: High Street shops	NC: Country
BS4: Town buildings	BS11: Dense Woodland	ND: Dock & industrial
BS5: Country, town l.	BS12: Country-3	NE: Town buildings
BS6: Country, town r.	BS13: Village	NF: Country & village
BS7: Dockside	Sky paper rolls (32ft long) x 10" high £10, x 20" high £20.00	

New: Selected sheets now available to order for 'Z', 'O', and 'G' scales. Call for information.

FREESTONE MODEL ACCESSORIES 28 Newland Mill Witney OX28 3HH Tel: 01993 775979 UK P&P £3.00
e: sales@freestonemodel.co.uk

YouChoos

DCC Sound

LET'S MAKE SOME NOISE!
Choose from 100+ British sound projects developed by YouChoos for ZIMO



Free loading when you purchase any ZIMO sound decoder

The full Zimo range, sound and non-sound, speakers, controllers, programmers



YouChoos lighting products, Stay-alives (including SuperCaps), wide range of cube speakers, mini-connectors and much more

Enabling you to make your models special!

Visit us at Warley
NEC Birmingham
28th & 29th November
Stand A16

0844 7725052
www.YouChoos.co.uk john@youchoos.co.uk

PETER'S SPARES

**MODEL RAILWAYS LIMITED
MAIL ORDER & REPAIR SPECIALISTS**




- ❖ New & Used Hornby Spare Parts
- ❖ Our own spare parts made in China
- ❖ Locomotives and Rolling Stock
- ❖ Plastic Kits, Paints, Tools & Glues
- ❖ Digital Decoders & Controllers
- ❖ Locomotive Detailing parts
- ❖ Mega Steam Smoke Fluid
- ❖ Tracks & Train Sets
- ❖ We have it all at Peters Spares

NEW & USED MODEL RAILWAYS
Specialists in Model Trains since 1994 - Servicing, Repairs & DCC Decoder Fitting
2J Brighthouse Business Village, Riverside Park, Middlesbrough, Cleveland TS2 1RT

Tel: 01642 909794
Open Mon-Sat 10am - 5pm
Web: www.petersspares.com
Email: sales@petersspares.com

PECO **BRAMAH** **BACHMANN** **dapol** **GAUGEMASTER** **HOBBY** **HOBBY**

Earlestown has deep roots within the history of today's modern railway. Home to the Vulcan foundry where such engines as Deltics and LMS engines were built, the Viaduct Wagon Works where freight wagons were built and more recently, Earlestown has become home to Sawyer Models.



Opened in May 2014, Andrew Sawyer welcomes Loco enthusiasts from across the nation. With a full DCC installed working layout, Sawyer Models provides a great selection for advanced collectors and for those who are just getting started.



Situated on Bridge Street, Sawyer Models are OPEN Monday to Wednesday and Friday to Saturday 10am to 5pm CLOSED Thursdays and Sundays with FREE parking throughout Earlestown and only a 2 minute walk from Earlestown train station.

27 Bridge Street, Earlestown, Newton-Le-Willows, Merseyside, WA12 9BE
01925 227835 info@sawyermodels.co.uk www.sawyermodels.co.uk

Also find us on:

Facebook: sawyermodelsearlestown and also on: Twitter @SawyerModels

Trains4U.com
01733 895989 Trains4U@btconnect.com

Peterborough's Model Railway and Slot Car Specialists



27 St. David's Square, Fengate, Peterborough PE1 5QA
Open Tues-Sat 9am-5pm, Sun 10am-4pm

Numbers you can trust

All too often advertisers accept publisher's statements on their performance. Our ABC Certificate shows we have been independently audited and gives credibility to support our claim.

Justify your marketing spend and get the exposure you've been promised. As you can see from our ABC Certificate our circulation is 34,022 for the period January to December 2014.

See it, believe, trust it

To advertise, call Tom Lee on 01780 755131 or email tom.lee@keypublishing.com



For more information visit www.abc.org.uk or email info@abc.org.uk



BACHMANN, BREKINA, BUSCH, DAPOL, FLEISCHMANN, HELJAN, HERPA, HORNBY, IWATA, METCALFE, PECO, PREISER, RATIO, REALTRACK, ROCO, SUNDEALA and much more



Ellis Clark Trains
Unit 13 Baildon Mills
Northgate, Baildon
Shipley, West Yorkshire, BD17 6JX



Top prices paid for your collections
of model railways, diecast & tinsplate
For more info call Ellis on 07799 554491

WANTED

- ✓ Call, email or post a list
- ✓ All makes, gauges and ages considered
- ✓ British, Continental and American
- ✓ All gauges of kit/scratch built and live steam
- ✓ Diecast and tinsplate cars, lorries, buses, planes, soldiers
- ✓ Payment in your preferred method
- ✓ Happy to travel nationwide and view or collect
- ✓ Large collections a speciality
- ✓ Friendly and professional service



NEW
e-commerce
website launches
14/10/15

T 01274 809317 M 07799 554491
E ellis@ellisclarktrains.com
W ellisclarktrains.com



a Work of Art...

All our Etched Nameplates are beautifully & lovingly crafted and painted by hand...

Owing to high demand, we are introducing new nameplate sets to our range.

2mm/N New Nameplate sets for LMS/BR Midland Region
4mm/00 GWR/BR Western Region Start Class

FOX TRANSFERS LTD, DEPT HHR, UNIT 5, PRIORY BUSINESS PARK, WISTOW ROAD, KIBWORTH, LEICESTERSHIRE LE8 0RX (CALLERS BY APPOINTMENT ONLY)

TEL +44 (0)116 319 4950

EMAIL sales@fox-transfers.co.uk

www.fox-transfers.co.uk

TRANSFERS AND ETCHED PLATES

like us

Illustrated Catalogues Including Post

00,009 (1/76th) Full Colour £6
N (1/148th) In Colour Full Colour £5
O (1/43rd) In Colour Full Colour £4

Mail Order By Return P+P £4, over £40 Post Free
Unpainted metal kits-glue with epoxy glue (£5.75)

LANGLEY MODELS

166 Three Bridges Road, Crawley, Sussex, RH10 1LE
Tel: 01293 516329 Fax: 01293 403955 www.langleymodels.co.uk

OO SCALE
Cement mixer £6.90
Air compressor £12.80
Shooting figures & gun dogs £5.50
loads of kits in our illustrated colour catalog

5 6 1950's Station figs guards fat controller porter etc £ 5.50
6 ass Gravediggers, Pick, shovel and lamp holders £ 5.50
Canadian Canoe and 2 paddling figs £ 5.95
Canadian Canoe paddling and resting figure £ 5.95
3 Deep-sea Divers, 2 helpers, compressor £ 5.65
3 x Kids/ R.C. Toys, 1 adult launching plane £ 5.50
6 kids, 4 with skateboards, 2 rollerskates £ 5.50
1 x Windsurfer and figure £ 4.45
3 Surfers, 2 surfing one waxing board £ 5.50
4 Hunting figs & 2 'gun dogs' with pheasant £ 5.50
6 Assorted People with Umbrellas £ 5.55
8 Assorted Ambulance/Paramedics £ 6.55
2 Assorted Mobility Scooters and Figs £ 5.70
Council/Municipal Figure and rubbish cart £ 4.40
Cider/Fruit Press Figure and demijohns £ 5.50
C.C.T.V. Cameras (3 wall and 1 post mounted) £ 4.60
5 Policemen in various positions £ 4.75
Assorted Agricultural Tools & Equipment £ 4.00
Ass Industrial Tools & Equipment £ 4.00
Platform Machines (tickets chocolate weighing scales) £ 5.50
Ind Machine, Mill & Pillar Drill £ 5.95
Ind Machine Lathe & vertical sander £ 5.95
Ind Machine Fly Press & Pillar Tool Grinder £ 5.15
2 Wheelchairs Patients and 2 pushing £ 5.10
Scuba Diving Equipment £ 4.65
Scuba Divers / frogman x 4 £ 4.95
Vertical Boiler & Steam Water pump/flywheel £ 14.95
Vertical Boiler only £ 9.85
Gargoyles and water spouts/outlets £ 5.35
Waterline Buoys & Deep water markers £ 4.90

Farm machinery-Haymaking £ 11.35
10 brass ladders £ 4.00
Garage Forecourt scene (1920/30's) £ 7.35
Lattice footbridge £ 20.15
6 barrels (wooden style) & 6 milk churns £ 3.40
Grave & Tombstones - assorted £ 2.80
2 trackside ballast bins £ 2.80
trackside Relay boxes (3 types) £ 2.80
Coal Stalithes (bunkers) & nameboard £ 7.70
Platelayers hut £ 5.30
6 dummy Point motors £ 3.95
2 Costermongers & barrows £ 9.85
SR and GWR Fencing - etched brass £ 10.70
Fencing and gates - etched brass £ 10.70
assorted Figures £ 4.85
LNWR/LMS Signal box & interior £ 24.75
Pavillion/cricket,football,cafe,scouts etc £ 17.40
Conservatory, chairs & tables £ 9.65
Greenhouses & garden sheds £ 9.65
War Memorial £ 3.40
Cliff Railway Incl coaches & motorizing £111.15
Suburban Station building £ 16.85
Stained glass windows - small £ 4.95
Drain & Manhole Covers (brass) £ 3.60
10 Oil Drums £ 3.40
2 rowing boats & fisherman £ 4.80

Painted Loco Crew 2 x Diesel Drivers £ 5.25
Painted Waterfowl-swans and ducks etc £ 10.10
Painted Pigs / piglets and feeding troughs £ 8.35
Painted 5 Assorted Firemen Action Figures £ 11.35
Painted Modern Firefighters (brown uniform) £ 11.35
Painted 1970/80's Firefighters (black/yellow) £ 11.35
Painted Picnic and lounging figures £ 13.20
Painted Rowing Boat and Fisherman £ 10.55
Painted Rowing Boat and rowing figure £ 10.30
Painted 4 Wheelie Bins (2 grey 2 green) £ 7.80
Painted 2 x Canoes/Kayaks + figures £ 10.95
Painted 6 Assorted Chickens £ 5.70
Painted 6 Assorted Seagulls £ 8.95
Painted 6 Assorted Cats £ 6.95
Painted Foxes hares & rabbits £ 4.25
Painted Wild Animals £ 9.15
Painted Wild Birds £ 9.45
Painted 6 Doves & Pigeons £ 5.85
Painted 4 x Rock Climbers £ 9.95
Painted 8 x Farm Figures £ 17.60
Painted 5 x Hiking Figures £ 11.35
Painted Golfers, trolleys and flags etc £ 19.85
Painted Lawn Bowls figures £ 14.20
Painted Army figures on fatigues (working) £ 15.70
Painted 4x Royal Marine Soldiers 'At Ease' 50's £ 9.25
Painted 1 x Officer Royal Marines £ 2.65
Painted Welding Figures & Equipment £ 11.35
Painted 4 Workman/painters with ladders £ 11.35

Working Men 1 on Ladder & 1 on trestle £ 4.30
8 Pigs £ 3.20
8 Sheep £ 3.20
10 Chickens £ 3.20
2 Shire Horses £ 2.65
Pub/Cafe Scene £ 5.55
Funeral Scene £ 4.10
White Wedding Scene £ 4.25
Cricket Game Figures £ 5.95
Cricket Sight Screen and Scoreboard £ 5.95
2 Horse Plough and Ploughman £ 4.80
15 ass Loco Lamps (square,round,gard) £ 2.65
30 shell vents (extra detailing for coaches) £ 2.65
20 torpedo vents (extra detail for coaches) £ 2.65
Ass Loco Vacuum Pipes £ 2.65
Childrens Playground & figures £ 8.55
Church Lych Gate £ 4.55
Church Notice Board & Crucifix £ 3.70
Forresters saw horse set and axe £ 4.30
6 Large (50 gallon) Oil Barrels £ 3.70
Water Butt and 5 Tubs £ 3.70
12 Waterside Bellards £ 3.70
Lifebelts & Stands £ 3.70
12 Chimneys(round/tapered/Hexagonal) £ 3.20
Welding Figures & Equipment £ 4.30

N SCALE KITS
Fish & Chip Coach £12.50.
Band Stand £9.20

MAIL ORDER ADDRESS

DEPT HM1
39 HIGH STREET
CHELTENHAM
GL50 1DX



Shop Open 9am to 5.30pm
Monday - Saturday
Telephone Order Lines
01242 523117 • 01242 234644
Fax 01242 226050
E-mail Address: sales@cheltenhammodelcentre.co.uk

www.cheltenhammodelcentre.co.uk

GET READY FOR XMAS RIGHT HERE!!



TRAIN SETS COMPLETE WITH TRACK, CONTROLLER EVERYTHING YOU NEED TO MAKE A START IN MODEL RAILWAYS

 R1151 Caledonian Belle Train Set - STARTER SET ONLY £50.00	 R1138 - GWR passenger freight set ONLY £59.99	 R1173 - The Western Master Train Set/E-Link DIGITAL SET £154.99
 R1167 - The Flying Scotsman set ONLY £99.99	 R1155 - Virgin Pendolino set ONLY £139.99	 R1171 - Flight Of The Mallard Train Set ONLY £159.00



TRAIN SETS COMPLETE WITH TRACK, CONTROLLER EVERYTHING YOU NEED TO MAKE A START IN MODEL RAILWAYS

 30-080 - The Western Wanderer Train Set - ONLY £84.95	 30-160 - Rural Commuter Train Set - ONLY £99.99
 30-105 - The Midland Marvel Train Set - ONLY £106.20	 30-170 - The Thames Clyde Express - ONLY £148.70
 30-048 - The Highlander DCC Sound - ONLY £250.70	

TRAIN PACKS - OO

30-325 Ambulance Train Pack.....	£135.95
30-525 Shakesphere Express.....	£195.00
30-575 The Railway Children.....	£110.45

PECO

FULL RANGE AVAILABLE ON OUR WEBSITE

new Starter Track Set

ST100 - 00 Starter Set complete oval & siding **£54.00**

new Starter Track Set

ST300 - N Gauge starter set complete Oval & Siding **£44.00**



FULL RANGE AVAILABLE ON OUR WEBSITE

 76PD2001 - Leyland Titan PD2/12 Maidstone & District £5.50	 76TCAB007 Eddie Stobart Scania T Cab Curtainside £18.00	 76ASV002 Austin Seven Van AA - £4.50
--	---	--



N GAUGE 1:148TH SCALE

TRAIN SETS COMPLETE WITH TRACK, CONTROLLER EVERYTHING YOU NEED TO MAKE A START IN MODEL RAILWAYS

 370-140 - The Steel worker set £96.99	 370-080 - Countryside Coal DIGITAL ONLY £140.20	 370-180 - Seaside Excursion ONLY £110.45	 370-070 - Cornish Riviera Express DIGITAL ONLY £157.20
---	--	--	--

TRAIN PACK - N GAUGE

370-400 Longmoor Military	£118.95
370-300 Landship Train Pack	£89.20
370-500 Cumbrian Mountain Express pack	

Postage box: UK Standard Postage Rates £4.00 per order(except Sundials Boards), Registered 24hr delivery (Mon-Fri)U.K. mainland only £7.00. Worldwide postage at cost. Post Codes IM, BT, PH, PA, PO, KW, IV will incur extra postage - please enquire. PLEASE WRITE CLEARLY. Vat Free sale to non EC.

Payment may be made by phone using MasterCard, Barclaycard, Visa or Switch.



ADM TURNTABLES

www.admturntables.co.uk

ADM Indexing Drive Systems for 'N', 'OO' plus other size gauges:

- is based on a commercially available turntable uniquely having the bridge live through 360 degrees, preventing breaks in sound equipped locos
- is driven by a 'toothed' bed
- is a quiet running system, powered by a stepper motor with up to 100 programmable indexing positions,

which we think makes it the ultimate 'indexing' turntable solution



T: 01933 411 127

E: alastair@admturntables.co.uk

www.admturntables.co.uk

C&L Finescale Modelling

The Track Specialist

All you need to start you off on the right track

<p>C&L Flexi Track – the place to start</p> <p>Prototypical Sleeper spacing & length for great looking track. Turnout Kits include chairs etc.</p> <p>Carr's modelling products for your Solder and Fluxes, Chemicals, Ballast & Baseboard Fittings</p> <p>Recent additions to our range</p> <p>DCC Concepts</p> <ul style="list-style-type: none"> • Track & Back to Back Gauges with handles • Colbalt Motors & Accessories (low prices) • Colbalt Signal & Point operating levels • DCC Decoders, Rolling Roads & Wheelsets <p>Green Scene</p> <ul style="list-style-type: none"> • Scenic Scatter (huge range - fine or coarse) • 'Ballast Mate' ballast spreader (N, OO, O) <p>Gaugemaster</p> <ul style="list-style-type: none"> • Seep Point Motors, Track Tester & CDUs • Controllers/Transformers (full range) <p>Dapol</p> <ul style="list-style-type: none"> • Working Signals (N, OO) Ready to use! 	<p>PECO Competitive prices</p> <p>We also stock Ratio, Metcalfe & Wills (see website for more)</p> <p>Sample Prices</p> <p>'OO' SL100 x 1 (code 100) £2.95</p> <p>SL100 Box (code 100) £63.95</p> <p>SL80 Single slip code 100 £27.95</p> <p>SLE192 Small Radius c.75 £9.50</p> <p>'N' SL300 1 yard (code 80) £3</p> <p>SL300 Box (code 80) £63.95</p> <p>Code 55: SLE380F S/Slip £33.95</p> <p>'O' SL700BH Box (c.124) £72.95</p> <p>SLE791/2 'O' Med t/outs £38.95</p>
---	---



Build your own plain track?

Use Exactoscale 'Fast Track' bases & rail or C&L chairs, sleepers & rail.

N Gauge – It's simple to build your own Flexitrack or Turnouts (Finetrax Range)

Flexitrack available in metre lengths & Turnout Kits for A5/B6/B8/Diamonds

Visit our **Shop** at:

Aran Lodge, Severn Rd. Hallen, BRISTOL,
BS10 7RZ (4 miles M5 Junc 18 Avonmouth)
Mon - Thursday 9am - 4pm



www.finescale.org.uk

Tel: 01179 505 470

www.expressmodels.co.uk

LIGHTING SPECIALISTS

'THE LIGHT AT THE END OF THE TUNNEL'

We manufacture 4mm scale working Gas type Lamps, along with Modern Image Depot Lamps and Buffer Stop Lamps. We make our own range of working Traffic Lights and Barrier Warning Lights. We also stock Viessmann working street & Station Lamps. Add realism to your layout with working Colour Light Signals. We stock the excellent range of Traintronics and Offline Signals.

Visit our website which has secure online shopping
Please send £3.00 for our 50 page catalogue which lists our full range.

**EXPRESS MODELS, 65 CONWAY DRIVE, SHEPHERD,
LOUGHBOROUGH, LEICS LE12 9PP**



Tel: 01509 829008 Fax: 01509 560878
Email: sales@expressmodels.co.uk





0800 6126 430

the best protection

cases & trays

www.krmulticase.com



Model Railway Baseboards

Any size board built for any scale model railway

See us at the National Festival of Railway Modelling (Peterborough) - Oct 17/18
& at the Warley (NEC) show - Nov 28/29



Fixed, portable or modular boards for indoor & outdoor use

01223 864029

www.model-railway-baseboards.co.uk

MONK BAR
model shop

Find us by Monk Bar
2 Goodramgate
York YO1 7LQ
Tel. 01904 659423
info@monkbarmodelshop.co.uk

**Model Railways - Diecast Planes & Vehicles
Plastic Kits & Figures - Scalextric - Jigsaws**

Open
Monday - Saturday
9am - 5.30pm
Only 2 minutes
from York Minster




Large
selection of
OO & N Gauge

Stockists of Hornby, Bachmann, Peco, Dapol, Gaugemaster, Ratio, Wills
Woodland Scenics, Metcalfe, Oxford Diecasts, Base Toys and many more

www.collectable-models.co.uk

Nights are drawing in... Time for a pint!



**00 scale
riverside
pub £3.99**
(+£1.70 P&P)

**N scale
corner pub
£3.99**
(+£1.70 P&P)



STREET LEVEL MODELS

(please make cheques payable to CDC Design)

Chiltern End, Fen Lane,
Hitcham, Suffolk, IP7 7NL

THE SHOP SPORTS & MODEL

We stock OO and N Gauge, Hornby,
Bachmann, Graham Farish, Peco, Dapol,
plastics, metals, woodland scenics

66 High Street Dingwall IV15 9RY

01349 862346

www.sportsandmodelshop.co.uk

Olivia's Trains of Sheffield

'OO' Gauge UK DCC

Sound Specialists.



25a Mansfield Rd,

Intake, S12 2AE

Extensive UK sound library utilising the Loksound decoders.

DCC/ Sound Fitting Whilst You Wait.



Heljan Class 58 Available - 8 Versions.

32-381P- 37418 "East Lancs Railway"
EWS Livery- Nov/ Dec 2015.



Bachmann Class 66 111 Available Now!



Heljan EM2 Class 77 / EM1 Class 76 - Available Now.



Heljan "Kestrel"
Available Now.



Heljan "Falcon"
4 Versions.



Dapol Class 73's
Coming July 2015



32-381M 37402 DRS

- Nov/ Dec 2015.

For More details on the above & all our stock visit:

www.oliviastrains.com

Tel: 0114 3216 160 Tel: 0114 2647 449 Mob: 0755 7126 651

e-mail: oliviastrains@blueyonder.co.uk



Realistic
**GHOST
SIGNS**
in miniature for your
MODEL
RAILWAY

GHOST-SIGNS.COM

NOT ONLINE? CALL 07970 977 628 FOR AN ILLUSTRATED PRICE LIST

**SPOOKY
SUMMER SALE
SAVE 15%
PLUS FREE UK DELIVERY**

**N Gauge
Coach Lights
Now Available!**

Easy-Fit Sound & Lighting
Add real sound & lighting to your layout!

Fit real sound in your train - only £40!
Tiny motion controlled sound capsule and battery - no wiring

**Steam
Diesel
DMU!**

Works on both DC & DCC! Steam, Diesel, Goods....
Easy Fit - no wiring, no Pickups, no Switches, no Soldering
Ask for free guide to fitting SFX Sound into N gauge

NEW Automatic Coach Lights for any Coach
Easy fit - motion activated - no wiring, no pickups, no flickering

Now Available in N!

Now Available in N & OO - from under £20 complete

Available direct from www.dcpexpress.com & model shops
Order by 3pm for same day First Class despatch

Train-Tech
Model Technology Made Easy

**FREE
BROCHURE
FREE**

DCP Express
Bryon Court
Bow Street
Great Ellingham
NR17 1JB, UK

01953 457800 / www.Train-Tech.com

£4 UK P&P - this month quote HBY1115 for £2 off postage!

www.wicormodels.com

7 West Street, Portchester, Hampshire PO16 9XB

Tel: 023 9235 1160

email: mail@wicor-models.co.uk

Stockists of a range of products from: Hornby,
Bachmann, Dapol, Gaugemaster, Graham Farish,
Parkside Dundas, Peco, Corgi, EFE, Oxford Diecast,
Scalextric, Airfix, Humbrol, Expo Tools and many others.

Open Monday to Saturday 09:00 to 17:00

MODEL RAILWAY SOLUTIONS

Tel: 01202 798068
Email: info@modelrailwaysolutions.co.uk

Contact us for a quote on all your baseboard and helix requirements, either bespoke or from our own modular range.

Please take a moment to browse our online store or visit us at -
Unit 1, 10-12 Alder Hills, Poole. Dorset. BH12 4AL.

www.modelrailwaysolutions.co.uk

Mike Pett's Supercast OO Model Railway Figures

OO gauge models £1.75 (2 for £3) unpainted, hand painted models £4.50 each P&P £2.75
O gauge fireman £5.50 unpainted, hand painted £8.50 P&P £3.75

New Moriarty joins Holmes & Watson	Holmes & Watson	Fireman with Loco Driver	Sikh passenger & wife NEW
NEW Brunel	NEW Station Master & track worker	NEW O gauge fireman and driver	NEW Steam Age Policeman

www.modelrailwayfigures00.co.uk

Please make cheques payable to: Mike Pett. 12 Chatham Street, Ramsgate, Kent, CT 11 7PP
Tel: 01843 593417 • Mob: 07976 724225 Email: mikepettphotos@btconnect.com

Pooleys Puffers

Model Railway Supplies, New & Second Hand Bought & Sold

Proprietor **DAVID POOLE**
Diecast Models Kits & Accessories

Tel: 0191 4910202 / 4106386 Mobile: 07976 519178
www.pooleypuffers.com e-mail: pooleypuffers@btopenworld.com

382a Jedburgh Court, Team Valley Trading Estate, Gateshead, Tyne & Wear. NE11 0BQ

Mon - Thurs - 10:00am - 5:00pm
Fri - Sat & Bank holidays please telephone for opening times
Sunday - Closed

All major cards accepted. Part exchange welcome

PECO HORNBY GAUGE MASTER DAPOL JAVIS METCALFE SUPERQUICK WILLS RATIO

Strawberry line Miniature Railway

Come and visit us at the West Country's longest ground level 5" gauge railway and ride behind our scale diesel and steam locomotives through the grounds of Avon Valley Country Park. *There's much more to do as well*

NOW OPEN: Tuesday - Sunday 10am to 5pm
(Open Monday's in school half term and Bank Holidays)

Email: info@strawberryminirail.co.uk
Phone: 0117 9860124 Mobile: 07960 151286

Britannia House, Avon Valley Country Park, Pixash Lane, Keynsham, Bristol BS31 1TS

Visit → Scalescenes.com
Download → Print → Build

Arrange structures to suit your layout

NEW Industrial Series
ONLY £2.99 each

Card kits that pass closer inspection

Industrial A Warehouse
Industrial B Boilerhouse
Industrial C Workshop
Industrial D Water Tower

View our large range of N and OO kits and texture sheets

Buy once unlimited prints

scalemodelscenery.com

Model Scenery Supplies

An internet based shop supplying hundreds of items you need to build realistic terrains and landscapes. With fast, reasonably priced postage. Take a look...

www.modelscenerysupplies.co.uk

Scatter - Grass - Foliage - Trees - Bushes - Turf - Tufts - Plants
Buildings - Figures - Animals - kits - Base Boards - Accessories

We Specialise in N gauge and OO scale, supplying quality, interesting products to enhance and complement the railway scene.

15 North Norfolk Business Centre, Northrepps, Cromer, Norfolk NR27 9RQ

NEW! Laser Cut UK Road Marking Stencils
OO / 4MM

Washable Mylar stencils - use over and over again!
All popular road markings included on 4 sheets: Give Way, Stop, Arrows, White Lines & More!

Only £18.95 Per Set + Free UK P&P!

scalemodelscenery.co.uk
Tel: 01530 456952

TEN COMMANDMENTS
20 Struan Drive, Inverkeithing, Fife KY11 1AR • Tel: -01383 410032
Email: tencommandments@btinternet.com
Visit our website: www.cast-in-stone.co.uk for further info and online shop

BRICK INDUSTRIAL RANGE - OO & N GAUGES
STONECAST PLASTER. SIMPLE MODULAR SYSTEM ALLOWS EASY CONSTRUCTION OF LOW RELIEF FACTORY / MILL / WAREHOUSE STYLE BUILDINGS. LARGE CHOICE OF PARTS TO ALLOW INDIVIDUALISATION TO SUIT THE SPACE AVAILABLE. SEE OUR WEBSITE FOR PRICES AND FURTHER INFORMATION.

	OO	N
BRICK OFFICE SET 2 STOREY	15.00	10.00
BRICK OFFICE SET 4 STOREY	30.00	20.00
RAILWAY WORKSHOPS SET	30.00	20.00
BRICK STARTER SET w/SIGNAGE	25.00	16.00

OO GAUGE - W WALLING AND FENCING

L19 STONE RETAINING WALL (illustrated)	12.95
80mm high x 450mm long approx. Stonecast. Painting required.	
L62 DRY STONE WALLING (illustrated)	6.00
3 x 150mm sections. Stonecast plaster. Painting required.	
L92 CHAINLINK SECURITY FENCING (illustrated)	12.00
Whitemetal posts with mesh. Approx 1m per pack.	
L143 WIRE & POST LINSIDE FENCING	3.50
Whitemetal posts with 'wire. Approx 90cm per pack.	

**Possibly Hampshire's Largest Stockist
of Model Railways, Diecast, Books,
Magazines, Scalextric and much more...
Second Hand Department NOW OPEN.**

Hornby Loco's - Last Few!

R2325B	Class J83 LNER Black 9819	£38.99
R2326	Class J94 BR (Early) Black 68074	£57.00
R2403	BR Black 6862 'Derwent Grange'	£95.00
R2424	BR (Late) Castle 5074 'Hampton'	£93.50
R2455	BR (Early) 'Pendennis Castle'	£93.50
R2468	Jinty BR (Early) Black 47281 With	£46.20
R2469	Jinty LMS 16624 Weathered	£48.95
R2518	73107 Spitfire Fragonet Railways	£70.95
R2519	59 005 'Kenneth J Painter' Yeoman	£62.50
R2532	B17/4 61648 'Arsenal' BR (Early)	£88.99
R2615	BR (Early) A4 60021 'Wild Swan'	£116.10
R2617	A3 BR (Early) Grn 60067 'Ladas'	£116.10

See website for more...

All prices exclude postage from £6.00 per loco,
2-3 locos £9.00 or 4 or more at cost



Monday: Closed
Tuesday to Saturday: 9.00am to 5.00pm
Sunday: See website / call
Tel: 01420 542244
Fax: 01420 544463
altonmodelcentre.co.uk
7a Normandy Street, Alton
Hants, GU34 1DD

SALE SALE SALE SALE SALE SALE SALE SALE

HORNBLY:			DAPOL N			BACHMANN:		
R2843	907 Maunsell Grn	£91.00	ND-114C	153333 Central	£80.00	31-085	9022 BR Early (W)	£98.00
R2844	30934 BR Early	£91.00	ND-135C	6910 BR	£79.00	31-932DC	40957 BR Early	£111.50
R3098	60163 BR Green	£94.00	ND-205C	27008 BR Blue	£84.25	31-933	41157 BR Early	£102.50
			ND-205D	27032 BR Blue	£82.25	31-995	10000 BR Green	£89.00
1716	D8585 Grn SYP	£87.00	ND-209B	55000 Regional	£78.00	32-285	C1101 BR Grn SYP	£120.00
2301	D5903 Grn Full Yell	£90.00	ND-099D	86425 RES	£72.00	32-288	C1101 BR Blue	£120.00
2302	D5908 Grn Full Yell	£90.00				32-285	C1101 Grn Whisk	£120.00
2322	D5905 BR Green No Frost	£101.00	371-381	66405 Malcolm Log	£60.00	32-913	CL108 Grn Whisk	£84.00
			371-393	66301 Fastline	£66.00			All subject to availability
2323	D5909 Green (W)	£109.00	372-726	73158 BR Late	£94.00			UK P & P from £4.10 per order
2724	D5353 BR Green	£78.00	372-801	60156 BR Late	£96.00			

We also stock OO & N gauge from Bachmann, Base Toys, Britbus, Classix, Dapol, Dornaplas, EFE, Farish, Gaugemaster, Heljan, Hornby, Humbrol, Kestrel, Metcalfe, Modelscene, Oxford Diecast, P. Dundas (N), Peco, Plastruct, Ratio, Superquick, Wills, Woodland Scenic & Deluxe Materials.

ONLINE SHOP www.churchstreetmodels.co.uk

Mon-Sat 09.30-17.30 • Closed Tues & Bank Hols

Church Street Models, 10A, Church Street, Basingstoke, Hants, RG21 7QE

01256 358060 • Mail Order Welcome



PARKWOOD

Manufacturers of fine quality display cases and cabinets.
Designed for the purpose built to last

OO/HO Store & Stack (Small & Large)

Two robust storage systems able to provide long term protection and storage for your 'OO'/'HO' collection.
The cases are of a sturdy stackable design with a detachable lid held in place by two snap on handles.
There are four 'lift out' Polyethylene Foam Inserts for the 'Large' case and two inserts for the 'Small' case: each insert is machined to house 5 coaches or Locos with Tender. Insert slot length for the 'Large' case is 340 mm, and 352 mm for the 'Small' case.
Foam Infill strips are provided with each case and these may be cut to a suitable length and pressed into the slots to form pockets to house wagons and shorter rolling stock.
A soft foam pad in the lid of each case prevents the movement of the inserts during transit.

Storage capacity

Large Case, 20 Coaches or Locos with Tenders.

Small Case, 10 Coaches or Locos with Tenders.

Online Price

Store and Stack Small £69.98

Store and Stack Large £106.82 (inc. VAT and P&P)

Visit www.parkwood-arts.co.uk



Parkwood Arts Ltd, Froxfield Green, Nr. Petersfield Hants. GU32 1DJ
Tel. 01730 266151 Fax. 01730 265866 Email. sales@parkwood-arts.co.uk

01904 400358

Architectural detailing
for scratch builders and
upgrading kits

Precision laser cut plastic pieces
with realistic depth. Affordable and easy
to use; creating perfect results.

Lineside detailing
Building kits & Tools

www.yorkmodelmaking.co.uk

Alternatively send a large SAE
for 0, OO or N scale price lists to
York Modelmaking, Unit 13, Bull Centre,
Stockton-on-Forest, York, YO32 9LE

Windows, doors, valences, tiles
canopy brackets, brick detailing,
seats, fences, gates & signs, etc

Taunton Controls Ltd.

ZTC products designed and built in the UK

ZTC controllers from £210
ESU and Gaugemaster agents
www.tauntoncontrols.co.uk

HELPLINE 01823 327155
9am to 9pm (Closed Wednesdays)



Ashford Model Supply Centre

We supply all manner of modelling materials and
accessories for railway and scenic requirements at
attractive prices. We aim to give that extra
personal touch with every customer and your phone
call will always be answered by a human being.

Unit 23 Ellingham Way, Ashford, Kent, TN23 6NF
Tel: 01233 635837 or 01233 800112
Email: sales@ashfordmodel.co.uk
www.ashfordmodel.co.uk



BACHMANN * HORNBY * FARISH * PECO * RATIO * WILLS * METCALFE *
Aspire Gifts & Models
 OPENING TIMES: Mon 2pm-5pm Tues, Wed, Thurs 10am-5pm

The Model Shop for Modellers,
 Run by a Modeller

Suppliers of all Major Railway Brands,
 We Chip, Service and Repair Engines.

Layouts built from Track to finished item.
 THOUSANDS OF ITEMS AVAILABLE ON OUR WEBSITE CREDIT CARDS WELCOME

Come and see the progress on our new 30' x 30' 00 Gauge layout
 Unit 4, Court Farm Business Park, Buckland Newton, Dorset. DT2 7BT
 Telephone: 01300 345355 email: edward.aspire@btinternet.com
 Website: www.aspiregiftsandmodels.co.uk

WOODLAND SCENICS * KNIGHTWING * SUPERQUICK * WILLS * BASE

GAS CUPBOARD MODELS

MODEL RAILWAYS

To build or
 not to build,
 that is the
 question

Gas Cupboard Models
 6 St Georges Works, Silver Street,
 TROWBRIDGE. BA14 8AA

01225 777888

PHOTOWORLD
 New Address: 26 Queens Road, Craig-y-don, LLANDUDNO LL30 1AZ
 Telephone 01492 871818

R3065	Hornby Railroad 0-4-0 Class 06 Shunter	£27
R3275	Hornby Railroad Class 31 'Dutch' livery	£62
R2879	Hornby Railroad Class 55 'St Paddy' 55001	£52
R3086	Hornby Railroad LNER "Flying Scotsman"	£80
R3276	Hornby Railroad LMS Compound (Fowler Tender)	£74
R3280	Hornby Railroad LNER A4 "Golden Shuttle"	£76
R3118	Hornby Railroad BR Castle Class "Penrice Castle"	£125
31-635	Bachmann GWR Pannier Class 64XX green	£72.50
	Woodland Scenics Rock Moulds from	£7.75
	Casting Plaster 1 kilo (2.2 lb) bag	£4.50
	Weathering Powder Kit: 8 Humbrol Powders, 1 Decalfix for mixing, 1 palette, 1 brush - All for £35	
	Trix Automatic Loco Wheel Cleaner for N gauge	£19

All UK orders over £25 POST FREE Shop Hours 10- 12.30 then 2.30 - 5; Saturday 10 - 5

BLOCKsignalling
www.blocksignalling.co.uk

NEW SIGNAL MODULE

Our new signal control module detects trains using invisible infra-red light and can connect to 2-, 3-, or 4-aspect led signals and has a pre-wired sensor.

When a train crosses over the sensor, the signal changes from green to red. After a short delay it switches back to green (via yellow and double yellow if appropriate).

Realistic fading for best effect.

Semaphore Signal Controllers ♦ Points Position Indicators ♦ Level Crossing Modules
 Light Aspect Controllers ♦ Shuttles ♦ Station Stop ♦ Points Control ♦ CDU ♦ Traffic Lights

www.GoldenValleyHobbies.com
info@goldenvalleyhobbies.com

From £4!

New - Detail packs from Busch

BUS7780	Chocolate and cigarette vending machines
BUS7781	Forest park and BBQ pit
BUS7782	Summer fete detail set
BUS7783	60 Beer mugs
BUS7784	12 assorted small freight items
BUS7785	Welding set and tools
BUS7786	10 step ladders
BUS7787	Wheelbarrow hand tools and sand pile
BUS7788	8 traffic cones and 8 manhole covers
BUS7789	Road works warning signs

GVH, Unit 1, Pontrilas Business Park, Pontrilas, Hereford, HR2 0AZ
 Cheques payable to 'Golden Valley Hobbies Ltd'

PROSES FCKON BERKO BUSCH Labele TILLIG BAHN BLOCK
 kibri Auhagen VOLLMER ACME

See our website for existing stockists and our full range. Trade Enquiries welcome. 01981 241 237

'00' RAILWAY DISPLAY CASES

'00' Gauge Display Case

- Base made with green baize
- Peco track and ballast
- Black wooden frame
- Black baize underside
- Clear acrylic seamless top

£38.00 plus £5.00 p&g

Classic Lines
 LOCOMOTIVE DISPLAYS

Email: classiclines@jcbdesign.co.uk
 Tel. 07971 520754
 45 Arundel Road, Southport, PR8 3DA.

MORRIS MODELS
 NORTH LANCING

80 Manor Road, N Lancing,
 West Sussex, BN15 0HD
 Tel 01903 754850
www.morris-models.co.uk
info@morrismodels.co.uk

We are between Brighton & Worthing, just off A27 west of Shoreham Airport

BRITISH RAILWAYS
 HORNEY PECO DAPOL

BICYC-LED
 OO/HO & N
 Cycles & M/Cycles
 with working
 lights!!
 See our webshop
 for details
 Easy free parking!!
 Open Mon - Sat
 9.30 to 5.00

CONTINENTAL RAILWAYS
 FLEISCHMANN Roco TRIAX
 BUSCH FALLER PREISER
 NOCH MINITRAINS

Map showing location between Brighton and Worthing, just off A27 west of Shoreham Airport.

GEE DEE MODELS - NOTTINGHAM
 BACHMANN LOCO OFFERS

31-530	LNER A2 526 'Sugar Palm'	£129.95	31-128	B.R. (W) ROD 3036 weathered	£118.95
31-964	A4 B.R. 'William Whitelaw' L/Crest	£113.95	31-127	B.R. (W) ROD 3023 E/Crest	£110.95
31-715	B1 LNER Green 1123	£87.95	31-430	LMS Johnson 1F 0-6-0T 1725	£76.95
31-564	V2 B.R. black 'Durham School'	£107.95	31-431	B.R. Johnson 1F 41661 E/C	£76.95
32-828A	Ivatt Cl. 2-2-6-0 46526 weathered L/C	£92.95	31-432	B.R. Johnson 1F 41708 L/C	£76.95
31-979	B.R. Std 3MT 2-6-2T 82001 Black E/Crest	£80.95	31-004	B.R. Weathered E/C 63598	£118.95
32-509	B.R. Std 5MT 73109 Black E/Crest	£107.95	31-012	S & D 2-8-0 B.R. weathered 53810	£126.95
32-550C	A1 "Tornado" BR Green	£131.95	31-010	S & D 2-8-0 B.R. E/Crest 53806	£119.95
32-550C	A1 "Tornado" BR Blue	£132.95	31-002	B.R. 04 2-8-0 63635 E/Crest	£113.95
31-880	Midland 4F 0-6-0 LMS 3851	£78.95	31-878	B.R. Blue ALS Class 85 85-026	£98.95
31-135	B.R. D11/2 "Lady of the Lake" E/C	£102.95	31-996	LMS 10000 BR Green Blue Waistband	£99.95
31-932DC	Midland Compound BR 40934	£131.95	31-995	LMS 10000 BR Green Orange Lining	£99.95

Many other loco's in stock both current & discontinued. Give us a ring for your wanted items
 All above prices include VAT. Post £5.00 UK mainland only. Offshore and Overseas at cost.

GEE DEE MODELS - NOTTINGHAM HORNBY COLLECTOR CENTRE
 21, HEATHCOAT STREET, NOTTINGHAM. NG1 3AF
 Tel. 0115 9412211
www.geedee-modelshop.com

300 Product lines in N & OO scales

Your master piece in the making!

- * Railway buildings & stations
- * Houses & industrial buildings
- * Village & town accessories
- * Brass etch fence & railings
- * Brass safety ladders & walkways

Amazing items at amazing prices

See our website for the full range or call us today.

Peedie Models Resin and brass etch kits
www.peediemodels.com
 Tel: 01856 252510

OSBORNS MODELS
 ☎ 01237 423453

LASER CUT N GAUGE

7 HONESTONE ST, BIDEFORD, N. DEVON, EX39 2DL
WWW.OSBORNSMODELS.COM

A C Models
 Tel: 02380 610100 www.acmodelseastleigh.co.uk

We have now expanded to number 9 High Street and our Spares Department & Games Workshop at number 7 is now open. Visit us at www.acmodelsspares.co.uk.

New R/C Dept now open

Your one stop shop for the model enthusiast, selling brand new and near new model trains, slotcars, sets, and diecast toys at very special prices direct from our website or our shop in Eastleigh.

Stockists of

SCALEXTRIC **HORNBY** **PECO** **AIRFIX** **SPECTRUM** **BRUNNEN**

and much more

7/9 High Street, Eastleigh, Hants SO50 5LF
 email: info@acmodelseastleigh.co.uk Closed Weds, Sun.

Durham Trains of Stanley

"more than just a model shop"

Opening hours: Mon 09.30-17.00, Tue 09.30-17.00 Wed Closed, Thu 11.00-19.00, Fri 09.30-17.00, Sat 09.30-17.00, Sun Closed
 6 Station Road, Stanley, Co. Durham, DH9 0JL
 Tel: 01207 232545
www.durhamtrainsofstanley.co.uk
 Email: sales@durhamtrainsofstanley.co.uk

Vectis AUCTIONS LTD
COLLECTABLE TOY SPECIALISTS

► **Friday 16th October 2015 - Model Train Sale - Thornaby - 10.30am**
 ► **Saturday 28th November 2015 - Train & Toy Sale - Rugby - 10.00am**

For further information regarding this sale visit vectis.co.uk
 Telephone 01642 750616 - 01993 709424 (Oxford office)
 Fax 01642 769478 - email admin@vectis.co.uk - www.vectis.co.uk
 Dates are correct at time of print but are subject to change - please check www.vectis.co.uk for updates

VECTIS AUCTIONS, FLECK WAY, THORNABY, STOCKTON-ON-TEES, TS17 9JZ
 Oxford Office, Unit 5A, West End Industrial Estate, Witney, Oxon, OX28 1UB

The World's Premier Train Auction House

Harburn Hobbies, 67 Elm Row, Edinburgh EH7 4AQ
 0131 556 3233 www.harburns.co.uk

P&P £3.00 per order please

The longest new domestic railway to be constructed in Britain for over 100 years was officially opened by Her Majesty The Queen on 9th September 2015, The Borders Railway. It runs for 30 miles from Edinburgh to Tweedbank, mostly over the original Waverley Route.

To celebrate this historic event, PECO have produced two N gauge wagons.

PECO N gauge ref. NR-P900
"Borders Railway Re-opening"
 LIMITED PRODUCTION - £8.95

PECO N gauge ref. NR-P422
"Lothian Coal Co. Newbattle"
 Standard Production - £8.15

PECO wagons for 'N'

Harburn Hamlet have produced a special edition OO scale model of a drystone walled seating area with notice board.

This edition includes two barrel planted trees, two shrubs and a figure seated on one of the benches.
 (shrub colours and figures do vary)

<<< close-up of the noticeboard

Harburn Hamlet - OO
"Borders Railway Re-opening"
 LIMITED PRODUCTION - £19.95

Harburn Hamlet makes the scene!

CLASSIFIEDS

TO ADVERTISE CALL

PAIGE HAYWARD ON

01780 755131 or email

paige.hayward@keypublishing.com

HORNBY

magazine

ACCESSORIES



THE UK's #1 STORE FOR THE #1 ENGINE
WWW.TOOTALLYTHOMAS.CO.UK

P & D Marsh

Whitemetal kits, hand painted models and laser cut wooden structures in N and OO. Painted signals available in N and OO. Free price list available.

The Stables, Wakes End Farm, MK17 9FB
 Tel: 01525 280068
www.pdmarshmodels.com

Protocab is here!

The wireless control system for battery powered locomotives, OO, EM and P4 - and for O gauge

For details come to:-

www.emardec.org.uk



COLLECTORS & FAIRS

TOY AND TRAIN FAIR GATESHEAD

INTERNATIONAL STADIUM, Neilson Rd NE10 0EF. - Sat Oct 17th 10 - 3.30. Adults £3 OAP/Children £2 Chester le Street Toy and Train Fair Park View School, North Lodge (near Lambton Worm pub Birtley) DH3 4BB - Sun 1st Nov 10.30 - 3.30. Adults £2.50 OAP/Children £1.50 - Jim Corr 0750 4035955

WORCESTER TOYFAIR, Perdisswell Leisure Centre, Bilford Road, WR3 8DX (off A38) Saturday 7th November 10.30am-2.00pm, £1.50 entry, Tony Oakes Fairs 01270 652773

KIDDERMINSTER TOYFAIR (NEW VENUE) Gilt Edge Leisure Centre, Zortech Road, Kidderminster, DY11 7DY (off A451) Sunday 15th November 10.30am-2.00pm, £1.50 entry, Tony Oakes Fairs 01270 652773

ASHFIELD TOY & TRAIN FAIR, Festival Hall NG17 7DJ. Sunday November 15th 10am-2pm. Good access, refreshments, free parking, Contact Malc: 07951 072790

EXETER MATFORD CENTRE TRAIN & TOY FAIR, Saturday November 21st 2015, The Matford Centre, Matford Park Road, Exeter EX2 8FD 10.00am to 3.30pm Admission £2.00 150+ tables. Contact Ray Heard 01823 480097 email: rayheard66@btinternet.com

ALFRETON TOY & TRAIN FAIR, Alfreton Leisure Centre DE55 7BD Friday November 27th, refreshments available. Perfect start to the weekend Contact Malc: 07951 072790

STOKE-ON-TRENT TOYFAIR, Fenton Community Centre, Manor Street, Fenton, Stoke-On-Trent ST4 2PT. Saturday 28th November 10.30am-2.00pm, £1.00 entry, Tony Oakes Fairs 01270 652773

TWENTY FIRST ANNUAL

RAILWAY/BUS COLLECTORS FAIR

PUDSEY CIVIC HALL, LEEDS

Saturday 16th January 2016
 Opens 10:00 - 3:00pm
 Admission: £2.00
 Enquiries to Atter: 0113 2824986

DISPLAY/LAYOUTS

BOXFILE DIORAMAS

Tel: 01689 855074 Mob: 07956 086767 E-mail: chrisue@btinternet.com
"Displays and Layouts"

Chris White runs a home based business constructing small scenic displays and working layouts, in all the popular scales. The 'N' gauge layouts can be made to fit into boxfiles, and oblong plastic storage boxes. Chris can carry out scenery restoration work to existing railway layouts in any scale and can also do commissions to build layouts and displays.

For full details of all our displays and layouts please visit our website:

www.boxfiledioramas.org.uk

DCC/DIGITAL

Good old Fashioned Model Railway shop
 10 High St Knighton Powys LD7 1EY

www.trainstop.co.uk

Large range of new, and old new stock. check our website, visit our shop.
 Telephone: 01547 520673 email: sales@trainstop.co.uk

IMAGES

Colour-Rail

60,000 images – steam, modern traction, stations, buses and much more. Most BR named engines featured.

NEW- High res scans for modellers

All at www.colour-rail.com

Looking for a good home for your treasured negatives and slides? Then e-mail colourrail@aol.com or write to 558 Birmingham Road Bromsgrove B61 0HT

KITS & COMPONENTS

- 0 Gauge Kits -

CONNOISSEUR MODELS

- Quality Etched & Cast Metal Kits -
 - Locos, Carriages & Wagons -
www.jimmcgeown.com

or Send S.A.E. For Printed Catalogue
 1 Newton Cottages, Nr Weobley, HR4 8QX

EXTREME ETCHINGS
 2 Upper Dunstead Road Langley Mill Nottingham NG16 4GR
 email: brian@shawplan.com
 Specialist suppliers of the finest quality nameplates and detailing components for the Diesel and Electric era in 2, 4, and 7mm scales
www.shawplan.com

KITS & COMPONENTS

BRANCH LINES

Mashima, Hanzono, Canon motors. Gears, gearboxes, bearings, drive shafts, wheels, crankpins, etc. Black Beetle, Tenshodo motor bogies

4mm loco and chassis kits and detailing parts and accessories.

4 and 7mm narrow gauge loco, coach and wagon kits, chopper couplings

4mm etched coach and PBV kits (MR/LMS, LBSCR, SECR, SR, TVR) 7mm Ford T Railbus, coach kits.

P.O. BOX, WESTBURY, BA13 9AA
 Tel/Fax: 01373 822231

E-mail: sales@branchlines.com

Catalogues: e-mail or SAE + £1 in stamps or £2.50 C/card and PLEASE STATE INTERESTS

ISINGLASS
 LNER scale drawings
 Over 500 drawings of Locos, coaches & vans, available in scales from 4mm
www.isinglass-models.co.uk
 27 Grange Road, Toddington LU5 6BZ
isinglass@Edgson.net

HORNBY

magazine

Wizard Models



Comet Models is now part of Wizard Models. You can order Comet products by post, phone, e-mail, or online at www.wizardmodels.co.uk. If paying by cheque or postal order, please make it payable to Wizard Models.



UK P&P: £3.90 per order, overseas at cost, price lists 5x11 class stamps.

24hr Phone 01652 635885 Mobile 0778 894 0312

Wizard Models, PO Box 70, Barton upon Humber DN18 5XY



BOOKS

LINDA TINKER

RAILWAY BOOKS

PRE-OWNED AND HARD TO FIND RAILWAY BOOKS - free UK Postage

www.lindatinkerrailwaybooks.co.uk
 01335 330965

Rail-Books.co.uk

Railway book specialist covering UK and overseas prototypes, also modelling, bus, tram and shipping books. Many books post free

Visit www.rail-books.co.uk for more details and secure on-line ordering.
 Tel: 01293 406137

JOHN SUTTON BOOKS AND MODELS

Buyer and seller of Narrow Gauge Books and Garden Railway locomotives/rolling stock.

0779 8924575 johnsutton3@sky.com

RAILWAY BOOKS

Rare and out of print
 4,000+ to view at
www.nigelbirdbooks.co.uk

01974 821281

NICK TOZER

RAILWAY BOOKS

RAILWAY BOOKS BOUGHT & SOLD

Free Railway Booksearch Service

155 Church Street, Paddock, Huddersfield, HD1 4UJ

SHOP: Tue/Wed 11:00-17:00 + Thur 14:00-20:00

www.railwaybook.com nick@railwaybook.com

Tel: 01484 518159

Dereks Transport Books

www.derekstransportbooks.com

dereksbooks@btinternet.com

All transport subjects covered

Established 1995 Ringwood

MODEL KITS & DIECAST


Custom Locos, Ltd Edn Wagons
New Hornby, used makes
W: carriageandwagonmodels.co.uk
E: carriage@yahoo.co.uk
T: 01233 633295 M: 07757 342525

MODEL RAILWAY SHOP

KEITH'S MODEL RAILWAYS
(run by a genuine enthusiast)
We specialise in secondhand Model Railways
(steam, diesel, electric locomotives and rolling stock etc)
We BUY, sell and exchange
Any gauge, any condition, servicing and repairs
Telephone: 0116 277 8634

MRSG
MODEL RAILWAY SHOP GRANTHAM
Supplier of kits card/plastic N to O by
Peco, Ratio, Wills, Metcalfe,
Knightwing, Kestrel, Springside,
Eckon/Berko signals and Parkside
46 Watergate, Grantham,
Lincolnshire, NG31 6PR
Tel: 01476 563472

JACKSONS MODELS
33 NEW STREET, WIGTON, CA7 9AL
Tel: 01697 342 557
www.jacksonsmodels.co.uk
Hornby, Bachmann, Peco, Dapol, Scenics, Javis,
Peco, Woodland Scenics, Gauguemaster,
Patronics, Wills, Ratio, Metcalfe, Superquick etc
Opening Times: Mon, Tue, Fri 9-5,
Thur 9-7, Sat 10-3 Closed Wed & Sun

Addlestone Models
The Shop with the stock
Surrey's leading Discount Model Centre
Open 7 days
Mon - Sat 9.30 - 5.30 Sun 11 - 2
130 Station Road, Addlestone,
Surrey, KT15 2BE
www.addlestone-models.co.uk
01932 845440

VOYLES
BACHMANN, HORNBY, PECO,
GAUGEMASTER ETC ...
THIS MONTH'S SPECIAL OFFER:
31-255 DC
Bachmann Blue Pullman with crests
LAST FEW
P.O.A.
MAIL ORDER AVAILABLE
Unit 33, Llanelli Workshop
Trostre Business Park
Llanelli SA14 9UU
01554 749200


TRIDENT TRAINS
No10, The Craft Arcade, Dagfields Craft Centre
Crewe Road, Walgherton, Nantwich,
Cheshire, CW5 7UG
www.tridenttrains.co.uk
01270 842 400
We stock
HORNBY-BACHMANN-GRAHAM FARISH-DAPOL OO & N
PECO-RATIO-WILLS-RAILMATCH-PAINTS-HUMBROL
PLASTUR-CAVIS-WOODLAND-SCENIC-OXFORD DIECAST
METCALFE OO & N-SUPERQUICK-TCS DECODERS-LENZ DCC
GAUGEMASTER-TRACKSETTA OO & N + MUCH MORE
WEDNESDAY - SUNDAY 10.00 TIL 5.00

MODEL RAILWAY SHOP

THE MODEL SHOP
Specialist Model Railway Stockist
4 St David's Hill, Exeter EX4 3RG
(just off the old Iron Bridge)
Now Agents for NCE DCC systems
www.trainsandtrack.co.uk
Tel: 01392 421906
shop open Mon/Sat 9.30-5.00pm
Now taking orders for 2015 Models

Visiting the Isle of Wight?
Two floors of
locomotives, wagons, coaches, buildings,
scenery, electrics, figures, cars and more!
N/009/HO/00/On30/G
UPSTAIRS DOWNSTAIRS
Pier Street - Sandown - PO36 8JR
01983 406 616 - www.udiw.com

HORLEY BOOKSHOP
MODEL SCALE RAIL CENTRE
117 Victoria Road, Horley, Surrey RH6 7AS
Tel: 01293 783558 www.scalerail.co.uk
info@scalerail.co.uk [scalerailhorley](https://www.facebook.com/scalerailhorley)
• All major model railway brands stocked
• Rolling stock, track, scenics, kits, paint etc
• Mail order a pleasure
Open Mon - Sat 9.00-5.00 and Sun 10.00-2.00
We are just 10 minutes from Gatwick Airport

MODEL WORLD
3 LONDON ROAD,
NEWPORT PAGNELL,
BUCKS MK16 0HA
ONLY 1 MILE JNC14 M1
Hornby, Bachmann, Peco etc.
Tel: 01908 612983
mickoxley@aol.com

HORNBY
magazine

MODEL JUNCTION
at the HEART of SUFFOLK
for 36 years
THE BEST
MODEL RAILWAY SHOP
more info www.modeljunction.com
Whiting St. Bury IP33 1NX 01284 753456

THE HOBBY GOBLIN
STOKE-ON-TRENT
54 Hamil Road, Burslem ST6 1AU
Bachmann, Farish, Scenecraft, Woodland Scenics,
Hornby, PECO, Dapol, Gauguemaster,
Lenz, Metcalfe and much more!
T: 01782 818433
e: thehobbygoblin-uk@hotmail.com
www.thehobbygoblin.co.uk

MODEL RAIL OUTLET

LORD AND BUTLER
Exclusive
Bachmann
Limited Edition
66050 EWS Energy
£129.95

Photo: © Daniel Stanbridge
The Pumping Station Penarth Rd Cardiff CF11 8TT
029 2066 7225 lordandbutler@yahoo.co.uk
Daily 10.00 - 5.30
Sunday 2.00 - 5.30
NEW LARGER SHOP OPEN NOW
CAFETERIA ON SITE AND FREE PARKING
lordandbutler.com

MODEL RAILWAY SHOP

Redcar Models & Hobbies
130 High Street,
Redcar, Cleveland
Stocking a wide range of 'OO'
railways by Bachmann, Hornby,
Peco and Gauguemaster
Tel: 01642 494 912
sales@redcarmodels.co.uk

Time Tunnel Models
Unit 3, Fenton Barns,
North Berwick EH39 5BW
Tel: 01620 850728
www.GoldStarStockists.net
Full range of Hornby and Bachmann stocked

HORNBY
magazine
TO ADVERTISE
ON THESE PAGES
PLEASE CALL
PAIGE HAYWARD
01780 755131


www.BestsModeller.co.uk
0781 4751547
We at BESTSMODELLER sell all
Die-Cast Models, Hornby, Lima,
Bachmann Railways, Eddie Stobart
products, Corgi Buses and have many
other products to sell. You can also
purchase online at our website.

JOHN DUTFIELD CHELMSFORD
Wards Yard, 133 Springfield Park Road, Chelmsford, CM2 6EE
PECO, HORNBY, BACHMANN, FARISH, DAPOL, HELJAN etc
and lots more for the railway modeller.
Opening times: 9 till 5.30 Closed Weds Suns & Bank hols
Tel: 01245 494455
email: heatherwilkinson@btconnect.com
www.johndutfieldmodelrailways.co.uk


THE MODEL SHOP
117 New Road, Portsmouth PO2 7QS
Tel No. 023 9265 3100
Email: modelshop117@gmail.com

Kent Garden Railways
16mm and G Scale Specialists
LGB ♦ Bachmann ♦ Aristocraft ♦ Accucraft ♦ Peco ♦ Piko ♦ Pola ♦ Roundhouse etc
OO and N from leading suppliers ♦ Hornby ♦ Bachmann ♦ Farish ♦ Heljan ♦ Peco
66 High Street, St Mary Cray, Orpington, Kent, BR5 3NH Tel: 01689 891668
Shop Open Mon - Sat 09.00 - 17.00 www.kgrmodels.com

MODEL RAILWAY SHOPS

RHUDDLAN

- Model Railways
- Games Workshop
- Die Cast Models
Corgie - Dinky - Matchbox
- Plastic Kits
Airfix - Revell - Etc

MODELS

**NEW AND USED ITEMS
BOUGHT AND SOLD**

**HIGH ST, RHUDDLAN
01745 590048**

www.rhuddlanmodels.co.uk



Limited Edition Dapol 00 Wagon
W H Wakefield, Milnthorpe

Available from Crafty Hobbies,
54 Cavendish Street, Barrow,
Cumbria LA14 1PZ

www.crafty-hobbies.co.uk
tel 01229 820759

Haslington Models

134 Crewe Road Haslington CW1 5RQ

Tel/Fax 01270 589079

Appointed Stockist of
**Hornby, Bachmann, Farish, Dapol,
Vi-Trains, Peco, Gaugemaster, Heljan,
Metcalf, Ration, Wills etc**
Thursday/Friday/Saturday only
10.00 until 16.00

MODELMANIA

All leading brands stocked
Mail order service
13 Clouds Hill Road, St. Georges,
Bristol BS57LD

Open Tues - Fri 09.30 - 17.00, Sat 09.00 - 17.00

Tel: 0117 9559819

email: modelmaniaemail@aol.com



Coach & Wagon Kits, Wheels, Decals, Paint & Sundries

Parkside Dundas, Cooper Craft, Cambrian, Slaters, Kirk 4mm. Mailcoach, Ian Kirk 7mm, Dapol,
Precision Paints, Modelmaster Decals, Old Time Workshop, Labelle Oils, Alan Gibson, Romford
Order on line at: www.hamodells.net or ring us (same day or next day despatch)

Precision Paint - pre order and pick up at exhibitions (minimum two weeks notice)

Exhibitions in November - 7th High Wycombe HP12 4UD - 28th Letchworth SG15 6XS

Another Delightful Model At

C&M Models



N GAUGE SCOTRAIL 'SALTIRE'
156, £109.95, DUE SEPTEMBER.
ADVANCE ORDERS BEING TAKEN
EXCLUSIVE TO C&M MODELS.

1 Crosby Street, Carlisle CA1 1DQ.
Tel: 01228 514689

e-mail: sales@candmmodels.co.uk

Website: www.candmmodels.co.uk

Tuesday to Saturday: 10a.m. to 5p.m.

Sorry, but Fay is no longer available

PAIGNTON MODEL SHOP

Stockist of:

Hornby, Bachmann, Peco,
Woodland Scenics, Metcalfe,
Superquick, Airfix, Scalextric, Ratio,
Wills & Scenerama
N Gauge stockist for Farish

Loco Weathering Service Available

**60 Hyde Road, Paignton,
Devon TQ4 5BY
Tel: 01803 555882**

Email:

paigntonmodels@hotmail.co.uk

Website:

www.paigntonmodelshop.com

WALTONSMODELS.CO.UK

Where Will Your Hobby Take You Today?

Figures from £5.20



Peco Accessories from £2.75



Hornby DCC NMRA
decoder only £13.75

Crosfield Chemicals

Limited Edition

3 x Wagons

£29.95



info@waltonsmodeis.co.uk 0161 928 5940

30 Stamford Street, Altrincham, Cheshire, WA14 1EY



Platform Models

Platform Models

Model Railway items both new and second-hand
Also baseboards supplied by Model Railway Solutions

All prices 10% below RRP

Free parking Opening Hours: Mon-Sat 10-5

10-12 Alder Hills, Poole, Dorset BH12 4AL

Tel: 01202 798068 or shop online at: www.platformmodelsltd.co.uk



We probably have the largest selection of pre-owned model railways on the south coast.
We stock new PECO, Hornby, Bachmann, Javis, Expo, Woodland scenic's,
Metcalf, Graham Farish, TCS decoders Kadec Couplers and more!

On our website we have a selection of our pre-owned locomotives with much
more on display in the shop!
Telephone: 02380 772 681

www.ronlines.com

r.lines@hotmail.co.uk

342 Shirley Road, Southampton, SO15 3HJ

Millennium Models

**Stockist's of All Main brands Plus Second-hand
Offer's this Month are:**

R3286TTs Class 40	£76.50
R3287TTs Class 47	£76.50
R3284TTS Flying Scotsman	£89.99
R3273 Crosti Boiler Late	£110

Sale on other Locos/Wagons

**67 Queen Street, Morley, Leeds
LS27 8EB Tel: 0113 2189 286**

Buying Pre-owned Collections, Un-wanted Models

NOW STOCKING A WIDE SELECTION OF PRE-OWNED MODEL & NEW RAILWAY COLLECTIONS ONLINE & INSTORE

Competitive prices by shopping on our website
www.agrmodelrailwaystore.co.uk

Send us a list or bring items in store
& we will give you a FREE valuation!

01525 854788 -- www.agrmodelrailwaystore.co.uk -- sales@agrmodelrailwaystore.co.uk

Visit our eBay shop
agrmodelrailwaystore

Like us on facebook

Email us your details - we shall respond 7 days a week.

www.KEEN-SYSTEMS.com

16 ELM DRIVE, MARKET DRAYTON, SHROPSHIRE, TF9 3HE.
Phone 01630 657881 shop@keen-systems.com
UK Postage £2.00 any quantity

Close Coupling System. 1 pair £3.50. 4 pairs £12.50

Buckeye Coupler
5 Pairs £2.10

For use in none motorised
tenders. Controlled by an
accessory lead on the DCC
decoder.

DCC Uncoupler £22.50

NAMEPLATES

Catalogue £1.00

247 DEVELOPMENTS

Name and number plate Design, Manufacture & Supply. The big four, Pre-Grouping, British Railways Industrial, Fictitious, Irish, Headboards, Builders plates, Shed codes, Bespoke Names. Loco detailing and construction parts. **Marks stockist. Romford wheels to order.**

Seven Acres www.247developments.co.uk
Meltham Rd info@247developments.co.uk
Marsden
West Yorkshire, HD7 6JZ 01484 840996

ONLINE MODELSHOP

Heki Tree's & Scenics

Heki 2013 Catalogue £6.50 post paid

Make your layout stand out with Heki Trees & Scenics Materials Quality at affordable prices

Trade Supplied

Order Online or just call to find out about the Biggest and Best range of Scenics on the market today.

P.O. Box 2099, Hockley, Essex, SS5 4UY
Tel 01702 200036 e-mail sales@blackwells-miniatures.com
www.blackwells-miniatures.com

SIGNALS & LIGHTING

CR Signals

Lights, signals & kits to bring your layout to life N Gauge & OO Gauge

- Signals • Lights • Signal & Light Kits
- Trackside items • Wire & Accessories

For the latest price list and order form Please email info@crsignals.com
www.crsignals.com
CR Signals 'Birkby' 5 The Crescent, Doncaster Road, Rotherham S65 1NL

TRANSFERS

Railtec Transfers

waterslide transfers for all gauges & hobbies

Large catalog of UK & Irish rail

"In a class of their own and a joy to use."
Pete Waterman, OBE DL

www.railtec-models.com

HORNBY magazine

To advertise please call
Paige Hayward
01780 755131

READY TO RUN

OO WORKS

LB&SC Marsh I3 4-4-2 Tank
Special Offer While Stocks Last
BR Lined £219 (Was £240) + p&p

Telephone: 01580 882 185
Email: ooworks@btinternet.com
See full list on web ooworks.co.uk

WANTED

Tri-angman

Specialist in Model Railway

Tri-ang, Hornby, Bachmann, Wrenn, Minic, etc

BUY & SELL HARD TO FIND ITEMS & COLLECTABLES

Find me on www.tri-angman.co.uk
Tel: 07966 333605 Email: laurence@tri-angman.co.uk

PAINTS

PHOENIX PRECISION

PRECISION PAINTS & CHERRY PAINTS
The Original and still the best

CHURCHWARD MODELS

DMR Products

Etched Brass Steam Locomotive Kits and Fittings
Steam Locomotive Name and Number Plates.
& Kits and bits from
No Nonsense Kits

www.phoenix-paints.co.uk sales@phoenix-paints.co.uk
01268 730549

REPAIRS & SERVICES

Model Railway Doctor

Model Railway Repair Specialist
Most Makes Undertaken
DCC Specialist

Why not visit the website for more information
www.modelrailwaydoctor.co.uk
or tel: 020 8907 7662

HORNBY magazine

HORNBY magazine

DECEMBER ISSUE

Copy Deadline: 22nd October

On Sale: 12th November

key SHOP

For a great selection of books, DVDs, magazines and models visit:



www.keypublishing.com/shop

092/15

RADLEY MODELS

01425479377

www.radleymodels.com



GIVE US A RING OR
LOOK AND ORDER ON
THE WEB



The Home of
London Transport Model Kits

WE WANT YOUR Model Railways



We will buy
almost any Railway
Collection, large or small.
All gauges will be taken, in any
condition. We always give an honest
price and will collect and dismantle any layout.

Telephone: **01302 371623**

Mobile: **07526 768178**

or email: anoraksanonymous@googlemail.com

HORNBY magazine

To advertise Contact: Tom Lee / Ben Harrison Tel: 01780 755131
Email: tom.lee@keypublishing.com or ben.harrison@keypublishing.com
Classifieds: Paige Hayward Tel: 01780 755131
Email: paige.hayward@keypublishing.com

ADVERTISERS INDEX

A C Models	146	Manchester Model Railway Society	89
Abbey Models	134	Mercian Models	135
ADM Turntables	142	Metcalfe Models & Toys Ltd	26/27
Airbrush Company, The	94	Mike Pett	144
Along Classic Lines.com	138	Model Railway Baseboards	142
Alton Model Centre	145	Model Railway Solutions	144
Anoraks Anonymous	152	Model Railways Direct Ltd	44/45
Ashford Model Supply Centre	145	Model Scenery Supplies	144
Aspire Gifts & Models	146	Model Tree Shop, The	104
		Monk Bar Model Shop	142
		Morley Controllers	135
Bachmann-Europe (W.Britain Ltd)	156	Morris Models	146
BLOCKsignalling	146		
Bournemouth Model Railway Centre	135	Olivia's Trains	143
Bure Valley Railway	153	Osborn's Models	146
		Oxford Diecast	47
C & L Finescale Modelling Ltd	142	Parkwood Arts Ltd	145
Cheltenham Model Centre	141	Peedie Models	146
Church Street Models	145	Pennine Models	137
Classic Lines	146	Peters Spares Model Railways Ltd	139
County Rolling Stock	138	Photoworld Model Railways	146
		Pooleys Puffers	144
Dapol Ltd	155	Publishing Works Ltd	127
DCC Concepts Pty Ltd	95/131		
DCC Supplies	130	Radley Models	151
Durham Trains of Stanley	146	Rail Exclusive	6
		Rails of Sheffield	86-88
East Kent Models	139	Ron Lines	150
Ellis Clark Trains	140	Roxley Models	130
EMA Model Supplies	139		
Express Models	142	S & J Models	129
		Sawyer models	140
Flair Rail	139	Scale Model Scenery Ltd	144
Fox Transfers Limited	141	Scale Scenes	144
Freestone Model Accessories	139	Skytrex Ltd	136
		South West Digital	136
Gas Cupboard Models	146	Spalding Model Railway Exhibition	116
Gaugemaster Controls Plc	14/15	Special Auction Services	104
Gee Dee Models	146	Springside Models	138
Ghost-Signs.com	143	Strawberry Line Miniature Railway	144
Gilbow Holdings Ltd	3	Street Level Models	143
Golden Valley Hobbies	146	Superquick	137
Grimy Times	135		
		Taunton Controls Ltd	145
Harburn Hobbies	147	Ten Commandments	144
Hatton's Model Railways	117-126	The Hobby Shop	140
Heathcote Electronics	134	The Junction Box	127
Hereford Model Centre	128	The Railway Conductor	130
High Wycombe & District Model Rail Society	134	The Sports & Model Shop	143
Hornby Hobbies	2	Trains 4 U	140
		Train-Tech	143
John Ayrey Die-Casts Ltd	136	UK Toy and Model Auctions Ltd	134
John Dutfield	149		
		Vectis Auctions	147
Kernow Model Rail Centre	132/133	Warwick & Warwick	115
KR Multicase	142	Wickness Models	153
		Wicor Models	143
Langley Models	141		
Lcut creative	153	York ModelMaking	145
Locomotion	48	YouChoos	139
London Transport Museum	49		





Bachmann OO Locomotives

31-085 Earl 9022 BR Black Late Weathered	£109.00
31-086 Earl 9017 BR Black Early	£104.00
31-137 D11/2 Luckie Mucklebackit	£94.00
31-138 D11/2 Haystoun of Bucklaw	£94.00
31-167 DC L&YR Tank BR Black Late DCC	£89.00
31-432 Midland 1F BR Black Late	£74.38
31-655 Class 47 Centurion Red Stripe Livery	£86.50
31-881 4F 43875 BR Black Early	£76.46
32-233 S&DJR Blue 3F Jinty	£67.96
32-285 Class 101 DMU Green Speed Whiskers	£118.00
32-286 Class 101 DMU Green yellow panel	£118.00
32-287 Class 101 DMU Blue & Grey	£118.00
32-515A Derby Lightweight BR Green	£74.00

Dapol OO Locomotives

4D-012-003 Class 22 D6311 BR Green	£85.00
D1000H Class 22 D6328 BR Blue	£85.00
4D-005-003DC Cl 52 Western Glory BR Blue	£95.00

Dapol N Gauge Locomotives

2D-003-003 Class 52 Western Sultan Maroon	£75.00
2D-003-004 Class 52 Western Nobleman Blue	£75.00
2D-003-005 Class 52 Western Glory BR Blue	£75.00
2D-003-006 Class 52 Western Consort Maroon	£75.00
2D-003-007 Class 52 Western Firebrand Maroon	£75.00
ND103G Class 58 Triple Grey "Mainline"	£81.99
ND203B Class 56 Triple Grey Coal Sector	£83.00

Shop open 7 days a week 9:30am to 5:00pm Aylsham Station, Norwich Road, Aylsham, Norfolk, NR11 6BW
Tel 01263 733850 E-Mail shop@bvrk.co.uk Postage £5.00 per order to UK destinations













"High quality products using British materials. All our kits are proudly made in Britain."

WWW.LCUT.CO.UK

SCRATCH BUILD AID



SIGNAL BOX SERIES

FROM £2.49



FROM £5.99

O GAUGE KITS NOW AVAILABLE ON OUR WEBSITE

Numbers you can trust

All too often advertisers accept publisher's statements on their performance. Our ABC Certificate shows we have been independently audited and gives credibility to support our claim.

Justify your marketing spend and get the exposure you've been promised. As you can see from our ABC Certificate our circulation is 34,022 for the period January to December 2014.

See it, believe, trust it

To advertise, call Tom Lee on 01780 755131 or email tom.lee@keypublishing.com



For more information visit www.abc.org.uk or email info@abc.org.uk



NEXT ISSUE

WATERMILL HALT

The chance to try out Digital Command Control created the opportunity to build a new layout for Peter Midwinter. The result is Watermill Halt – a delightful Forest of Dean backwater with plenty of operation and wonderful character.



Great Eastern train FORMATIONS

The Great Eastern Section of the LNER and BR has gained popularity in recent months with the arrival of the 'J15' 0-6-0 and, most recently, the 'D16/3' 4-4-0. Next month Mark Chivers shows which locomotives operate on the Great Eastern and how to model the trains they hauled.



THE NEXT ISSUE OF
HORNBY
magazine

is on sale on November 12 2015

DON'T MISS IT!

KEIPER COLLIERY

Childhood memories of the County Durham coalfield fuelled John Cook's desire to recreate the 1950s North East in 4mm scale. Next month we find out more about this fascinating exhibition layout.



LOCH DHU the beginnings

Drawing inspiration from Scottish brewery operations Nigel Burkin embarks on a brand new project for *Hornby Magazine* to develop a micro layout small enough to fit in any home, but with plenty of operational interest too. Next month he introduces this 'OO' gauge project.



PLUS

We'll be reviewing all the latest models, reporting the latest news and helping you get the most out of your modelling projects.

dapol

model railway company

Tel: 01691 774455
Fax: 01691 778866
e-mail: sales@dapol.co.uk

www.dapol.co.uk

Dapol Limited, Gledrid Industrial Park, Chirk, Wrexham, LL14 5DG

'N' releases in October

A4



2S-008-002 - A4 Sir Nigel Gresley LNER Blue Dbl Chmny 4498

2S-008-002D - A4 Sir Nigel Gresley LNER Blue Dbl Chmny 4498 DCC

2S-008-004 - A4 Mallard BR Dark Blue Early Crest 60022

2S-008-004D - A4 Mallard BR Dark Blue Early Crest 60022 DCC

2S-008-005 - A4 Mallard BR Green Early Crest 60022

2S-008-005D - A4 Mallard BR Green Early Crest 60022 DCC

2S-008-006 - A4 Woodcock BR Green Late Crest 60029

2S-008-006D - A4 Woodcock BR Green Late Crest 60029 DCC

2S-008-007 - A4 Seagull Brunswick Green Early Crest 60033

2S-008-007D - A4 Seagull Brunswick Green Early Crest 60033 DCC



2F-034-035 - 21T Hopper - NE 193265

2F-034-036 - 21T Hopper - NE 193265 Weathered

All product release dates correct at time of going to press

'OO' releases in October



4F-052-011 - 5 Plank 9Ft W/B - E H Watts & Co 69

4F-052-012 - 5 Plank 9Ft W/B - E H Watts & Co 69 Weathered



4F-038-102 - 20T Steel Mineral - West Midlands Joint Electric

4F-038-103 - 20T Steel Mineral - West Midlands Joint Electric Weathered

Also released this month include;

4D-006-000 - Class 73 Airtour Suisse 73102 Intercity

4D-006-001 - Class 73 73105 Large Blue Logo

4D-006-002 - Class 73 73124 BR Blue

4D-006-003 - Class 73 73135 BR Blue

4D-006-004 - Class 73 E6003 SR Green with Light Grey Lower Panels

4D-006-005 - Class 73 E6039 Early Blue with SYP and Double Arrow Logo

4D-006-006 - Class 73 73138 'Dutch' Yellow and Grey Civil Engineers

4D-006-007 - Class 73 73206 'Lisa' GB Rail Freight Blue / Yellow

4F-011-013 - Ventilated Van - LMS Fruit Van 511254

4F-011-014 - Ventilated Van - LMS Fruit Van 511254 Weathered

4F-071-009 - 7 Plank - GWR 06562

4F-071-010 - 7 Plank - GWR 06562 Weathered

4P-010-037 - 57Ft Stanier Non Corridor Comp BR Carmine M16620

4P-010-038 - 57Ft Stanier Non Corridor Brake BR Carmine M20550

C095D - 57Ft Stanier Non Corridor Comp BR Carmine M16620 Kit

C096D - 57Ft Stanier Non Corridor Brake BR Carmine M20550 Kit

APPROVED

DAPOL GOLD
STOCKISTS

The following retailers carry stocks of all new monthly products

ALTON: **Alton Models** tel: 01420 542244

ARUNDEL: **Gaugemaster** tel: 01903 884321

AXMINSTER: **Buffers Model Railways** tel: 01297 35557

AYLSHAM: **Bure Valley Railway** tel: 01263 733858

BARROW IN FURNESS: **Crafty Hobbies** tel: 01229 820759

BIDEFORD: **Osborn's Models** tel: 01237 423453

BRISTOL: **Model Railways Direct** tel: 01275 774224

BURTON-ON-TRENT: **The Tutbury Jinny** tel: 01283 814777

CARLISLE: **C & M Models** tel: 01228 514689

CHELLENHAM: **Cheltenham Models** tel: 01242 523117

HEREFORD: **Hereford Model Shop** tel: 01432 352809

KIDDERMINSTER: **DMB/Footplate Models** tel: 01562 750076

LIVERPOOL: **Hattons** tel: 0151 733 3655

NANTWICH: **Trident Trains** tel: 01270 842400

NORTH LANCING: **Morris Models** tel: 01903 754850

SHEFFIELD: **Rails of Sheffield** tel: 01142 551436

STROUD: **ANTICS** tel: 01453 825381

SHEPTON MALLET: **East Somerset Models** tel: 01749 880651

WORCESTER: **DCC Supplies** tel: 01905 621999

YORK: **Monk Bar Model Shop** tel: 01904 659423

THE SHUNTERS

Introducing the latest Graham Farish Diesel locomotives

The Class 04 Diesel Shunter makes a welcome return to the Graham Farish range of N scale models.

Three models are available:

- **371-050C** No. D2283 in BR Green with Wasp Stripes.
- **371-051C** No. D2295 in BR Blue with Wasp Stripes.
- **371-054** No. 2332 'Lloyd' in NCB Yellow.

Spanning a number of eras, these models would make great additions to your Graham Farish collection.

FEATURES:

- All wheel pickup
- Compact drive mechanism
- Diecast bonnet to aid traction
- NEM couplings
- Detailed body including separate wire grab rails



Back view of 371-051C D2295, BR Blue with Wasp Stripes



Highly detailed front end



Authentic professionally applied liveries



FULLY UPDATED FOR 2016

HORNBY
magazine

DEALER DIRECTORY

FREE Guide to UK Model Shops, Clubs and Societies



www.hornbymagazine.com

www.keypublishing.com

DCC thinking outside the square
concepts



Cobalt α Alpha

Never before in the history of the hobby has one small electronic device made such a difference...

Whether you choose to drive your trains with DC or DCC, the Cobalt α Alpha Digital Encoder will allow you access to the advantages of digital accessories and let you create control panels fast and with incredibly easy wiring.

Needing only the simplest of connections, the very clever Cobalt Alpha Digital Encoder is super-easy to install and it is extremely simple to connect too, as it needs no soldering. Set-up takes no time at all.

Each has 12 SPDT connection sets and can manage 12 x 2-way digital devices. It doesn't matter if your layout is big or small as you can use just 1... or you can inter-connect more than 100 if you need to!

Control becomes very versatile... and very simple!

Anything you connect is immediately turned into a digital control device. Anything! - Stud and Probe, A diode matrix, a simple push-button, a detector or any form of switch or automation trigger will work.

This clever new product simply converts all kinds of traditional switching methods to "digital input devices" and it lets you connect your control panel to your DC, DCC or ANY kind of layout...

With only TWO wires!



Cobalt point motors and all other DCCconcepts products are distributed world-wide by DCCconcepts Pty. Ltd
3/13 Lionel St, Naval Base WA 6165 Australia P+61 8 9437 2470 F+61 8 9437 2471 www.dccconcepts.com

DCCconcepts welcomes Retailer & Distributor enquiries. In the UK, DCCconcepts products are distributed by Gaugemaster Controls Ltd., Ford Rd, Arundel BN18 0BN Ph. +44 1903 884 488 www.gaugemaster.com

Welcome



Hornby Magazine's Dealer Directory is our comprehensive guide to UK model railway retailers. This fully updated third edition features the latest contact information for model railway retailers and suppliers ensuring that no matter where you are in the country you will be able to locate your nearest store or online business.

The specialist businesses listed within this directory will be able to help you locate the products you are looking for whether it's rolling stock, a power controller, accessories, road vehicles, track, books, tools, scenic materials or an elusive locomotive. Most retailers stock the latest releases together with supplies of back catalogue items too, plus many are also modellers themselves with many years of experience and will be more than happy to answer your queries and offer suggestions.

The nature of the hobby is such that not all the retailers listed within this directory have retail premises that are open to the public, so please bear in mind that a quick telephone call to the retailer or a check on the internet is recommended before making a special journey.

This year we have expanded the model railway clubs and societies section to make it as comprehensive as possible – check the listings to see if there's a club near you. Many of the clubs host their own annual model railway exhibitions which appear in *Hornby Magazine's* monthly Show Guide – and online at www.hornbymagazine.com – offering plenty of inspiration if you are building your own layout. Model railway clubs are also a great source of learning new skills such as electronics, woodwork, soldering, kit building and much more, as well as socialising and visiting exhibitions with like-minded people.

If you are a member of a model railway club and would like to be included in the next edition of the *Hornby Magazine* Dealer Directory, please email hornbymagazine@keypublishing.com with your club's contact details.

We hope you enjoy using the *Hornby Magazine* Dealer Directory and that it proves to be a valuable and useful resource throughout this 2015/2016 modelling season. Remember, the retailers listed within these pages are here to help you get the most out of this exciting hobby, make use of them!

A handwritten signature in black ink, which appears to read 'Mark Chivers'. The signature is stylized with a large, sweeping 'M' and a long, horizontal stroke at the bottom.

Mark Chivers, Assistant Editor, *Hornby Magazine*

ENGLAND**BEDFORDSHIRE****AGR Model Railway**

9 High Street Mews, High Street,
Leighton Buzzard, Bedfordshire,
LU7 1EA

T: 01525 854 788

W: www.agrmodelrailwaystore.co.uk

Dunstable Model Centre

25 West Street, Dunstable,
Bedfordshire, LU6 1SL
T: 01582 662 566

BERKSHIRE**Berkshire Doll's House & Model Co**

9 Wargrave Road, Twyford,
Berkshire, RG10 9NY
T: 0118 934 3700

W: www.berkshiredollshousecompany.co.uk

CPL Products

4 The Glade, Newbury,
Berkshire, RG14 7AT
T: 01635 44001

JW Toys At Reading Collectors Centre

Unit 15 Harris Arcade, Station Road,
Reading, Berkshire, RG1 1DN
T: 0118 958 8666

W: www.collectorscentrereading.co.uk

MDR Direct / Fleischmann Direct

The Old Bank, High Street,
Cookham, Berkshire, SL6 9SJ
T: 01628 528 459

W: www.keaygroup.co.uk

Model Junction

916 Yeovil Road, Slough Trading Estate,
Slough, Berkshire, SL1 4JG
W: www.modeljunction.info

Modelzone at WHSmith

39 Broad Street, Reading,
Berkshire, RG1 2AD
W: www.whsmith.co.uk

Quality Backscenes

24 Benyon Court, Bath Road,
Reading, Berkshire, RG1 6HR
T: 0118 959 9844

W: www.qualitybackscenes.co.uk

Timemachine Model Shop

32 Westborough Road, Maidenhead,
Berkshire, SL6 4AR
T: 01628 622 603

BRISTOL**Antics Bristol**

8 Fairfax Street, Broadmead,
Bristol, BS1 3DB
T: 0117 927 3744

W: www.anticsonline.co.uk

**C & L Finescale Modelling Ltd**

Aran Lodge, Severn Road, Hallen,
Bristol, BS10 7RZ

T: 0117 950 5470

E: sales@finescale.org.uk

W: www.finescale.org.uk

Trackwork Specialists

C&L flexitrack in OO/EM/P4/O Gauges

Easy- build Turnout Kits - just glue
ready-made parts together for
prototypical looking trackwork.

Peco Stockist - all gauges/scales covered

plus Lectrics, Lineside and Individually

Kits - Metcalfe, Ratio & Wills

Scenic, Soldering, Baseboard Fittings.

NEW - Stockists for DCC Concept,

Dapol and Gaugemaster.

MODELMANIA**Model Mania**

13 Clouds Hill Road, St George,

Bristol, BS5 7LD

T: 0117 955 9819

E: modelmaniaemail@aol.com

Open Tues-Fri 9:30-18:00

Sat 9:00-17:00

We stock Bachmann, Dapol, Hornby,

Graham Farish, American outline,

Ratio, Wills, Kestrel and other detailing

items stocked.

Model Railways Direct Ltd

Unit 2 Phoenix Way, Portishead,
Bristol, BS20 7GP
T: 01275 774 224

W: www.modelrailwaysdirect.co.uk

BUCKINGHAMSHIRE**Garden Railway Specialists Ltd**

Station Studio, 6 Summerleys Road,
Princes Risborough, Buckinghamshire,
HP27 9DT

T: 01844 345 158

W: www.grsuk.com

P & D Marsh

The Stables, Wakes End Farm, Eversholt,
Milton Keynes, Buckinghamshire, MK17 9FB
T: 01525 280068

W: www.pdmarshmodels.com

Transport Treasures

2 London Road, Aston Clinton, Aylesbury,
Buckinghamshire, HP22 5HQ

T: 01296 631 002

W: www.transporttreasures.com

CAMBRIDGESHIRE**City Cycle Centre**

7 Market Street, Ely,
Cambridgeshire, CB7 4PB
T: 01353 663 131

W: www.citycyclecentre.com

CSPservices

21 West Street, Isleham, Ely,
Cambridgeshire, CB7 5SD
T: 01638 780 669

W: www.cspservices.co.uk

Trains4U**Trains4U Ltd**

27 St David's Square, Fengate
Peterborough, PE1 5QA

T: 01733 895989

E: Trains4U@btconnect.com

W: www.Trains4U.com

We have a large showroom in
Peterborough with thousands of items
from dozens of manufacturers, including
Hornby, Bachmann, Heljan, Scalextric,
Airfix and many more. We Buy Sell and
Exchange second hand model railway
items in all scales.

Glendale Junction

5 New Row, Deeping St James,
Peterborough, Cambridgeshire, PE6 8NA
T: 01778 343 183

W: www.glendalejunction.co.uk

Rail Exclusive

20 Park Street, Kings Cliffe, Peterborough,
Cambridgeshire, PE8 6XN
T: 01780 470 086
W: www.railexclusive.com

Truetexture

68 Merrington Place, Impington,
Cambridgeshire, CB24 9AL
T: 07949 020080
W: www.truetexture.co.uk

CHESHIRE

Alsager Toys & Models

58 Sandbach Road South, Alsager,
Stoke On Trent, Cheshire, ST7 2LP
T: 01270 882 871

Caden Model Rail

Unit 14C, Old Marsh Farm Barns,
Sealand, Chester, Cheshire,
CH5 2LY
T: 0845 338 7177/01244 280 803
W: www.cadenmodelrail.co.uk

Chester Model Centre

71-73 Bridge Street Row East,
Chester, Cheshire
T: 01244 400 930
W: www.chestermodecentre.com

D&A Models

7 Enfield Road, Ellesmere Port, Cheshire,
CH65 8DA
T: 0151 355 7949

Geoscenics

30 Berkshire Drive, Wooston, Warrington,
Cheshire, WA1 4EX
T: 07811 673 341
W: www.geoscenics.co.uk

Grimy Times Model Railways

187 Orford Lane, Warrington, Cheshire,
WA2 7BA
T: 01925 632 209
W: www.grimytimes.co.uk

Haslington Models

134 Crewe Road, Haslington, Crewe,
Cheshire, CW1 5RQ
T: 01270 589 079

Holder Collectables

73 Manchester Road, Woolsten,
Warrington, Cheshire, WA1 4EH
T: 0800 046 3595
W: www.holdercollectables.co.uk

Mikes Joinery Ltd

Station Approach, Pasture Road, Moreton,
Cheshire, CH46 8SD
T: 0151 604 0549/ 07881 524 946
W: www.mikesjoinery-wirral.co.uk

The Model Shop

167 Witton Street, Northwich, Cheshire,
CW9 5EA
T: 01606 47740

Norman Wisenden

Copley Mill, Huddersfield Road, Stalybridge,
Cheshire, SK15 2QF
T: 0161 425 7909
W: www.normanwisenden.co.uk



Trident Trains

10 The Craft Arcade,
Dagfields Craft Centre,
Crewe Road, Walgherton, Nantwich,
Cheshire, CW5 7LG
T: 01270 842 400
E: enquiries@tridenttrains.co.uk
W: www.tridenttrains.co.uk
We stock British Outline in OO and
N with 100s of lines for your layout.
DCC Fitting and loco repairs.

S & J Models

20 Winnington Lane, Northwich, Cheshire,
CW8 4DE
T: 01606 872 786
W: www.sandjmodels.co.uk

S.M.T.F. Model Shop

Brookside Garden Centre,
London Road North, Poynton,
Cheshire, SK12 1BY
T: 01625 850 427

T & M Models

39 Sundale Drive, Woolstanwood,
Crewe, Cheshire, CW2 8UB
T: 01270 216 200
W: www.tmmmodels.net

Waltons of Altrincham Ltd

30 Stamford Street, Altrincham, Cheshire,
WA14 1EY
T: 0161 928 5940
W: www.waltonsmmodels.co.uk

Warren Kerfoot Models

Unit 1, Compstall Mill, Andrew Street,
Compstall, Cheshire, SK6 5HN
T: 0161 449 8814

PETER'S SPARES

MODEL RAILWAYS LIMITED
MAIL ORDER & REPAIR SPECIALISTS

Peters Spares Model Railways Ltd

2J / 2H Brighthouse Business Village
Riverside Park, Middlesbrough, TS2 1RT
T: 01642 909794
E: sales@petersspares.com
W: www.petersspares.com

Open 10am - 5pm Monday - Saturday

Peters Spares has a mail order eBay
shop, website and a repair business with
DCC Digital Decoder fitting services at
our shop in Middlesbrough selling:

New & Used Hornby Spare Parts
Our own spare parts made in China
Locomotives and Rolling Stock
Plastic Kits / Paints / Tools & Glues
Digital Decoders & Controllers
Locomotive Detailing Parts
Mega Steam Smoke Fluid
Tracks & Train Sets

We have it all at Peters Spares

Widnes Model Centre

128 Widnes Road, Widnes, Cheshire,
WA8 6AX
T: 0151 424 1196
W: www.widnesmodelandcraftcentre.com

CLEVELAND

Redcar Models & Hobbies

130 High Street, Redcar, Cleveland,
TS10 3DH
T: 01642 494 912
W: www.redcarmodels.com

Stockton Modeller

10 Silver Street, Stockton-on-Tees,
Cleveland, TS18 1SX
T: 01642 616 680
W: www.stocktonmodeller.co.uk

CORNWALL

American Railroad Centre

15 Lower Bore Street, Bodmin,
Cornwall, PL31 2JR
T: 01208 72025
W: www.americanrailroadcentre.com

Great Western Scale Models

5 Pentowan Road, Loggans, Hayle,
Cornwall, TR27 5AR
T: 01736 757 679

Kernow Model Rail Centre

98a Trelowarren Street, Camborne,
Cornwall, TR14 8AN
T: 01209 714 099

W: www.kernowmodelrailcentre.com

Liskeard Railway Models

Station Road, Liskeard, Cornwall,
PL14 4BX
T: 01579 349 950

W: www.liskeardrailwaymodels.co.uk

Mid Cornwall Model Railways

Unit 12 The Market House, Market Street,
St Austell, Cornwall, PL25 5QB
T: 07807 613 039

World Of Model Railways

Meadow Street, Mevagissey, Cornwall,
PL26 6UL
T: 01726 842 457

W: www.model-railway.co.uk

COUNTY DURHAM**Bishop Trains**

Railway Station, Bob Hardisty Drive,
Bishop Auckland, Durham,
County Durham, DL14 7TL
T: 01388 661 394

W: www.bishoptrains.com

Durham Trains of Stanley

6 Station Road, Stanley, County Durham,
DH9 0JL
T: 01207 232 545

W: www.durhamtrainsofstanley.co.uk

Locomotion

The National Railway Museum at Shildon,
Shildon, County Durham, DL4 1PQ
T: 01388 777 999

W: www.locomotionmodels.com

Models4hobby

Unit 13 Avenue 3, Chiltern Business Park,
Chilton, Durham, County Durham,
DL17 0PB

T: 01388 417 940

W: www.models4hobby.co.uk

North East Model Centre

The Old Chapel, Chester Moor,
Chester le Street, County Durham,
DH2 3RJ

T: 0191 388 1128

W: www.northeastmodelcentre.co.uk

CUMBRIA**C & M Models**

I Crosby Street, Carlisle, Cumbria,
CA1 1DQ
T: 01228 514 689

W: www.candmmodels.co.uk

**Crafty
Hobbies****Crafty Hobbies**

54 Cavendish Street, Barrow in Furness

Cumbria LA14 1PZ

T: 01229 820759

E: enquiries@crafty-hobbies.co.uk

W: www.crafty-hobbies.co.uk

Stockists of OO & N Gauge locos,
rolling stock, buildings, scenics &
accessories

Hadrians Hobbies

Unit 6, The Old Brewery, Craw Hall,
Brampton, Cumbria, CA8 1TR
T: 07962 177 904

W: www.hadrianshobbies.co.uk

Jackson's Models

33 New Street, Wigton, Cumbria, CA7 9AL
T: 01697 342 557

W: www.jacksonsmodels.co.uk

O'Loughlins Toys And Models

Broom Garth Barn, Underbarrow, Kendal,
Cumbria, LA8 8AY
T: 01539 568 076 (by appointment)

TownStreet

6 Kirkhill, Blencarn, Nr Penrith, Cumbria,
CA10 1TZ
T: 01768 884 563

W: www.townstreetuk.co.uk

DERBYSHIRE**Derby Trees and Scenics**

Famous Train Building, Markeaton Park,
Derby, Derbyshire, DE22 4AA
T: 01332 239 570

Malc's Models

I Northgate Street, Ilkeston, Derbyshire,
DE7 8AR
T: 07786 896 807

W: www.malcsmodels.co.uk

Mount Tabor Models

Mount Tabor Chapel, Scarthin, Cromford,
Matlock, Derbyshire, DE4 3QF
T: 01629 822 294

W: www.mount-tabor.co.uk

TTCDiecast.com

107 Nottingham Road, Derby, Derbyshire,
DE1 3QR
T: 01332 343 943

W: www.ttcdiecast.com

WD Models

25 Chatsworth Road, Chesterfield,
Derbyshire, S40 2AH
T: 01246 208 244

DEVON**Action Model Centre**

34 Lucius Street, Torquay, Devon,
TQ2 5UN

T: 01803 211 007

W: www.actionmodelcentre.com

Antics Plymouth

30 Royal Parade, Plymouth, Devon,
PL1 1DU

T: 01752 221 851

W: www.anticsonline.co.uk

Anything Narrow Gauge

I Market Arcade, Holsworthy, Devon,
EX22 6DL
T: 01409 255 510

W: www.anythingnarrowgauge.co.uk

Bekra Models

91 Queen Street, Newton Abbot, Devon,
TQ12 2BG
T: 01626 334 884

W: www.bekramodels.co.uk

Buffers Model Railways Ltd

Colston Cross, Axminster, Devon,
EX13 7NF
T: 01297 35557

W: www.buffersmodelrailways.com

Chris Crafts & Model Railways

206 Exeter Street, Plymouth, Devon,
PL4 0NH
T: 01752 665 007

Claycellars Engineering

65 Exeter Road, Kingsteignton,
Newton Abbot, Devon, TQ12 3HY
T: 07808 007 238

W: www.claycellars.co.uk

Colletts Models of Exmouth

6b Albion St, Exmouth, Devon, EX8 1JL
T: 01395 224 608
W: www.collettsmodelshop.co.uk

Exmouth Model Railways

Queens Drive, Exmouth, Devon, EX8 2AY
T: 01395 278 383

W: www.exmouthmodelrailway.co.uk

Expressway Models

The Station, Buckfastleigh, Devon,
TQ11 0DZ
T: 01364 643 113

W: www.southdevonrailway/gift-model-shop.co.uk

North Devon Models

12 Tuly Street, Barnstaple, Devon,
EX31 1DH
T: 01271 314 714

Osborn's Models Ltd

7 Honestone Street, Bideford, Devon,
EX39 2DL
T: 01237 423 453
W: www.osbornsmodels.com

Paignton Model Shop

60 Hyde Road, Paignton, Devon, TQ4 5BY
T: 01803 555 882
W: www.paigntonmodelshop.com

Peco Model Shop

Underleys, Beer, Devon, EX12 3NA
T: 01297 21542
W: www.peco-uk.com

Shady Lane Models

11 Grenville Street, Bideford, Devon,
EX39 2EA
T: 01237 238 872
W: www.shadylanemodels.co.uk

Springside Models

2 Springside Cottages, Dornafeld Road,
Ipplepen, Newton Abbot, Devon,
TQ12 5SJ
T: 01803 813 749
W: www.springsidemodels.com

Trains and Track

The Model Shop, 4 St David's Hill, Exeter,
Devon, EX4 3RG
T: 01392 421 906
W: www.trainsandtrack.co.uk

Westcountry Models

Okehampton Railway Station,
Okehampton, Devon, EX20 1EJ
T: 01837 55330

DORSET

Bournemouth Model Railway Centre

329-331 Holdenhurst Road, Bournemouth,
Dorset, BH8 8BT
T: 01202 309 872
W: www.slotrail.com

Howleys Toymaster

5 Frederick Place, Weymouth, Dorset,
DT4 8HQ
T: 01305 779 255
W: www.howleys.co.uk

Modellers Loft Toy Collectables

886 Christchurch Road, Boscombe,
Bournemouth, Dorset, BH7 6DJ
T: 01202 417 171
W: www.modellersloft.co.uk

Aspire Gifts & Models

Aspire Gifts & Models

Unit 4, Court Farm Business Park,
Buckland Newton, Dorset, DT2 7BT
T: 01300 345 355
E: sales@aspiregiftsandmodels.co.uk
W: www.aspiregiftsandmodels.co.uk
Suppliers of OO and N gauge and all
manufacturers stocked. Why not come
and see the start of our new 30"X30"
OO gauge layout.

MODEL RAILWAY SOLUTIONS

Model Railway Solutions

Unit 1, 10-12 Alder Hills,
Poole, Dorset BH12 4AL
T: 01202 798068 (ext 1)
E: info@modelrailwaysolutions.co.uk
W: www.modelrailwaysolutions.co.uk

Contact us for a quote on all your
baseboard and helix requirements,
either bespoke or from our
modular range.

RailwayScenics

14 Woodsage Drive, Gillingham, Dorset,
SP8 4UF
T: 01747 826 269
W: www.railwayscenics.com

Redlands Models

71 Greenway Road, Redlands, Weymouth,
Dorset, DT3 5BD
T: 01305 812 183

Scale Link

Unit 27 Applins Farm Business Centre,
Farrington, Dorset, DT11 8RA
T: 01747 811 817
W: www.scalelink.co.uk

Setchfields Models

21-25 High Street, Poole, Dorset,
BH15 1AB
T: 01202 673 300

EAST SUSSEX

Bluebell Railway

The Bluebell Railway, Sheffield Park Station,
East Sussex, TN22 3QL
T: 01825 720 803
W: www.bluebell-shop.co.uk

Classic Rail

32A High Street, Ticehurst, East Sussex,
TN5 7AS
T: 01580 200 400
W: www.classicrail.co.uk

The Hobby Box

121 High Street, Uckfield, East Sussex,
TN22 1RN
T: 01825 765 296
W: www.thehobbybox.co.uk

Silverhill Models & Toys

383 London Road, St Leonards On Sea,
East Sussex, TN37 6PA
T: 01424 431 133

South Eastern Finecast

Glenn Hosue, Hartfield Road, Forest Row,
East Sussex, RH18 5DZ
T: 01342 824 711
W: www.sefinecast.co.uk

Train Times

37 Seaside, Eastbourne, East Sussex,
BN22 7NB
T: 01323 722 026
W: www.traintimesmodelshop.co.uk

EAST YORKSHIRE

53A Models

430 Hessele Road, Hull, East Yorkshire,
HU3 3SE
T: 01482 227 777
W: www.53amodels.co.uk

Crab Pot Model Shop

Post Office Street, Flamborough,
Bridlington, East Yorkshire, YO15 1JX
T: 01262 471 000
W: www.crabpotmodelshop.co.uk

Croppers Models

17 Lansdowne Road, Bridlington,
East Yorkshire, YO15 2QU
T: 01262 677 231
W: www.croppersmodels.co.uk

ESSEX

AGL Associates Loads of Loads

27 Peterborough Way, Basildon, Essex,
SS14 3QE
T: 01268 288 236

Clacton Art, Craft & Model Centre

93 Pier Avenue, Clacton-on-sea, Essex,
CO15 1QE
T: 01255 436 346/07834 683 427
W: www.clactoncrafts.co.uk

Cliff Barker - Garden Rail

23 Church Road, Barling Magna,
Southend-on-Sea, Essex, SS3 0LS
T: 01702 217 422

W: www.cliffbarker.talktalk.net

CRB Models And Hobbies

Unit 25 Brook Road Industrial Est. Centre,
Sidar Road, Rayleigh, Essex, SS6 7XL
T: 01268 777 998

W: www.crbmodels.co.uk

Flair Rail

Unit 7, Springfields, Nursery Estate,
Burnham-on-Crouch, Essex, CM0 8TA
T: 01621 786 198

W: www.flair-rail.co.uk

GC Weathering

36 Blythwood Gardens,
Stansted Mountfitchet, Essex, CM24 8HH
T: 01279 817 433/07445 161 654

W: www.gclocoweathering.co.uk

JOHN DUTFIELD**John Dutfield**

Wards Yard, 133 Springfield Park Road,
Chelmsford, Essex, CM2 6EE
T: 01245 494455

E: heatherwilkinson@btconnect.com

W: www.johndutfieldmodelrailways.co.uk

OPEN 9:00-5:30

CLOSED Wednesday, Sunday
& Bank Holidays

Specialist Model Railway Shop.

All major suppliers: Hornby, Bachmann,
Graham Farish, Peco, Heljan, Oxford,
Gaugemaster and Secondhand.

Paints, glues and accessories. Plastic
kits and Scalextric too.

Mail Order available
Parking available

Mankim Models

213 Shrub End Road, Colchester, Essex,
CO3 4RN
T: 01206 574 929

Marquee Models

Unit 71, The Harvey Centre, Harlow,
Essex, CM20 1XS
T: 01279 423 334

W: www.mmmodels.co.uk

Plus Daughters

8 Britannia Court,
Burnt Mills Industrial Estate, Basildon,
Essex, SS13 1EU
T: 01268 726 211

W: www.plusdaughters.co.uk

Roneo Models

32 Roneo Corner, Hornchurch, Essex,
RM12 4TN
T: 01708 442 836

GLOUCESTERSHIRE**Amberley Publishing**

The Hill, Merrywalks, Stroud,
Gloucestershire, GL5 4EP
T: 01453 847 800

W: www.amberley-books.com

Antics Gloucester

81 Northgate Street, Gloucester,
Gloucestershire, GL1 2AG
T: 01452 410 693

W: www.anticsonline.co.uk

Antics Models and Hobbies Stonehouse

Unit 1 Springfield Business Centre,
Brunel Way, Stonehouse, Gloucestershire,
GL10 3SX
T: 01453 825 381

W: www.anticsonline.co.uk

Antics Stroud

49 High Street, Stroud, Gloucestershire,
GL5 1AN
T: 01453 765 920

W: www.anticsonline.co.uk

Bourton Model Railway

Box Bush, High Street,
Bourton on the Water, Cheltenham,
Gloucestershire, GL54 2AN
T: 01451 820 686

W: www.bourtonmodelrailway.co.uk

BRANCH LINES**Branch Lines**

T: 01373 822 231

E: sales@branchlines.com

Stockists of an extensive range of items
for the kit and scratch builder (motors,
gearboxes, gears, flywheels, wheels,
motor bogies, etc.) and kits and parts
in 3mm, 4mm and 7mm scale standard
and narrow gauge. Now stocking
Coffman Right Clamps & Splice Clamps.
E-mail, phone or write for catalogues
(£1 in stamps + \$5AE, £2.50 C/Card).

Cheltenham Model Centre

39 High Street, Cheltenham,
Gloucestershire, GL50 1DX
T: 01242 234 644/01242 523 117
W: www.cheltenhammodelcentre.com

Cotswold Steam Preservation Shop

Hydaway Cottage, Silk Mill Lane,
Winchcombe, Gloucestershire, GL54 5HZ
T: 01242 603 436

Dave's Classic Toys

Gloucester Antique Centre:
Shop U2-19, 99a High Orchard Street,
Gloucester Quays, Gloucester,
Gloucestershire, GL1 5SH
T: 01275 848 895

Dean Sidings

1 The Langetts, St. Briavels,
Gloucestershire, GL15 6TL

Derails Models

Unit 4, Unicorn House, Market Place,
Coleford, Gloucestershire, GL16 8AA
T: 01594 835 692
W: www.derails.co.uk

Eileen's Emporium

Unit 19, 12 Highnam Business Centre,
Newent Road, Gloucester, Gloucestershire,
GL2 8DN
T: 01531 828 009
W: www.eilensemporium.com

Forest of Dean Models

High Street, Bream Lydney,
Gloucestershire, GL15 6JF
T: 01594 563 054

GWR Modellers

St Margarets Hall, Coniston Road,
Cheltenham, Gloucestershire, GL51 3NU
T: 01242 517 788

Lionheart Trains

32 New Mills, Nailsworth, Stroud,
Gloucestershire, GL6 0HN
T: 01453 833 302
W: www.lionhearttrains.com

GREATER LONDON**Engine 'N' Tender**

19 Spring Lane, Woodside, London,
Greater London, SE25 4SP
T: 020 8654 0386

The Engine Shed

745 High Road, Leytonstone, London,
Greater London, E11 4QS
T: 020 8539 3950

4D

4D Model Shop

The Arches, 120 Leman Street,
London E1 8EU

T: 020 7264 1288

E: info@modelshop.co.uk

W: www.modelshop.co.uk

We offer the finest hand made model trees available on the market today. They are manufactured in our workshop where we also offer a number of custom services: photo etching, laser cutting & engraving, dry transfers, resin & metal casting and bespoke scenic builds. A full artwork service is also available. Our shop stocks over 5,000 model making materials, tools and accessories.

This includes a wide range of scenic products including grass & gravel mats, lichen, ground olive stones, hedges, cork, sand, stone, flock and texture.

Please visit our shop or website for details of all our products and services.

JANES TRAINS

Janes Trains

35 London Road, Tooting,
Greater London, SW17 9JR

T: 020 8640 1569

E: sales@janestrains.co.uk

W: www.janestrains.co.uk

We stock a large range of new and pre-owned model railway rolling stock, buildings, road vehicles, scenics & accessories in OO & N.

Hornby, Bachmann, Dapol, Peco,
Graham Farish, Gaugemaster, Metcalfe,
Train-Tech & many more.

We also buy or part exchange your unwanted model railway items!

Pre-orders & mail order welcome.

M.A.R.C. Models

15 Hadley Highstone, Barnet,
Greater London, EN5 4PU
T: 020 8440 5918

W: www.marcmmodels.co.uk

West London Models

214 High Street, Harlington,
Greater London, UB3 5DS
T: 020 8897 2326

W: www.westlondonmodels.com

Wheels Of Steel

Grays Antique Market, Unit G12,
1-7 Davies Mews, London,
Greater London, W1K 5AB
T: 01304 449 517

GREATER MANCHESTER

Arcadia Models

67 Rochdale Road, Shaw, Oldham,
Greater Manchester, OL2 7JT
T: 01706 882 900

W: www.arcadiarail.co.uk

Cheshire Model Supplies Ltd

Reynolds Drive, Marple Bridge, Stockport,
Greater Manchester, SK6 5QF
T: 0161 285 6348

W: www.cheshiremodels.co.uk

F&S Scale Models

227 Droydsden Road, Audenshaw,
Greater Manchester, M34 5ZT
T: 0161 370 3235

W: www.fandsscalemodels.co.uk

Ian Allan Book & Model Shop

5 Piccadilly Station Approach, Manchester,
Greater Manchester, M1 2GH
T: 0161 2379 840

W: www.ianallanpublishing.com

JPL Models

129 Elliott Street, Tyldesley,
Greater Manchester, M29 8FL
T: 01942 896 138

Locoshed, The

48 Bury Old Road, Whitefield,
Greater Manchester, M45 6TL
T: 0161 772 0103

W: www.thelocoshedmcr.co.uk

Modelzone at WHSmith

Arndale Centre, Manchester,
Greater Manchester, M4 3AD
W: www.whsmith.co.uk

My Model Shop

84 Church Road, Northenden,
Greater Manchester, M22 4NW
T: 0161 946 1759

AC Models

A C Models

7 High Street, Eastleigh,
Hampshire, SO50 5LB

T: 023 8061 0100

E: info@acmodelseastleigh.co.uk

W: www.acmodelseastleigh.co.uk

We are a model shop based in
Eastleigh stocking all major brands.
Open six days a week 9am-5pm.

Academy Arts & Crafts

Winton Road, Petersfield, Hampshire,
GU32 3HA

T: 01730 261 624

W: www.academyartandcrafts.com

Alton Model Centre

7A Normandy Street, Alton, Hampshire,
GU34 1DD

T: 01420 542 244

W: www.altonmodelcentre.co.uk

B & D Collectors Toys

2 Beaulieu Road, Southampton,
Hampshire, SO45 4PT
T: 023 8084 4550

Church Street Models

10a Church Street, Basingstoke,
Hampshire, RG21 7QE
T: 01256 358 060

W: www.churchstreetmodels.co.uk

Fratton Model Centre

171-173 Fratton Road, Portsmouth,
Hampshire, PO1 5ET

T: 02392 827117

W: www.frattonmodelcentre.com

Mainly Planes 'N' Trains

79 Stoke Road, Gosport, Hampshire,
PO12 1LR

T: 023 9258 1402

W: www.mainlyplanesntrains.com

The Model Shop

117 New Road, Portsmouth, Hampshire,
PO2 7QS

T: 023 9265 3100

W: www.modelshop-portsmouth.co.uk

Modelling & Gaming Supplies

28 Cove Road, Farnborough, Hampshire,
GU14 0EN

T: 01252 540 894

W: www.snmstuff.co.uk

Moors Valley Railway

Horton Road, Ashley Heath, Ringwood,
Hampshire, BH24 2ET

T: 01425 471 415

W: www.moorsvalleyrailway.co.uk

Radley Models

3 Ross Road, Poulner, Ringwood,
Hampshire, BH24 1XG

T: 01425 479 377

W: www.radleymodels.com

RON LINES**Ron-lines**

342 Shirley Road, Shirley,
Southampton, Hampshire, SO15 3HJ

T: 023 8077 2681

E: rlines@hotmail.co.uk

W: www.ronlines.com

We probably have the largest selection
of second hand model railways on the
south coast.

Trackside Signs

The Villa, Littlepark House, Oakwood Ave,
Bedhampton, Havant, Hampshire,
PO9 3RB

T: 023 9271 8111

W: www.tracksidesigns.co.uk

Waterlooille Model Centre

225 Commercial Road, Portsmouth,
Hampshire, PO1 4BJ

T: 023 9217 6367

Wicor Models

7 West Street, Portchester, Hampshire,
PO16 9XB

T: 023 9235 1160

W: www.wicor-models.co.uk

HEREFORDSHIRE**Comet Models**

Charnwood, Firs Road, Ross-on-Wye,
Herefordshire, HR9 5BH

T: 05602 602 188

Hereford Model Centre

4 Commercial Road, Hereford,
Herefordshire, HR1 2BA

T: 01432 352 809

W: www.herefordmodels.co.uk

On Tracks

Unit 1 Pontrilas Business Park, Pontrilas,
Herefordshire, HR2 0AZ

T: 01981 241 268

W: www.toyshop.co.uk

HERTFORDSHIRE**Garden Railways Ltd**

3 Plaw Hatch Close, Bishop's Stortford,
Hertfordshire, CM23 5BL

T: 01279 831 641

W: www.gardenrailways.co.uk

Hurricane Models

7 Impresa Park, Pindar Road, Hoddesdon,
Hertfordshire, EN11 0DL

T: 01992 447 346

W: www.hurricanemodels.co.uk

Junction 20 Models

51 High Street, Kings Langley,
Hertfordshire, WD4 9HU

T: 01923 270 247

W: www.junction20models.co.uk

KS Models

19 Middle Road, Old Town, Stevenage,
Hertfordshire, SG1 3AW

T: 01438 746 616

W: www.ks-models.co.uk

ISLE OF WIGHT**Fort Victoria Model Railway
Exhibition & Shop**

Fort Victoria Model Railway, Fort Victoria,
Yarmouth, Isle of Wight, PO41 0RR

T: 01983 761553

W: www.fortvictoriamodelrailway.co.uk

Reed's Hobbies

5 Pier Street, Ventnor, Isle of Wight,
PO38 1ST

T: 01983 856 189

Upstairs Downstairs

3 Pier Street, Sandown, Isle of Wight,
PO36 8JR

T: 01983 406 616

W: www.trainshop.co.uk

KENT**Ashford Model Supply Centre**

Unit 23, Ellingham Way, Ashford, Kent,
TN23 6NF

T: 01233 635 837

W: www.ashfordmodel.co.uk

Braleay Hobby Supplies

82 Croydon Road, West Wickham, Kent,
BR4 9HY

T: 07900 555 553

Chalk Garden Rail

4 Brewhouse Yard, Gravesend, Kent,
DA12 2EJ

T: 01474 351 672

W: www.chalkgardenrail.co.uk

**Carriage & Wagon Models**

Fernlea, Steeds Lane, Kingsnorth,
Ashford, Kent TN26 1NQ

T: 01233 633 2951

M: 07757 342 525

W: www.carriageandwagonmodels.co.uk

E: carriagew@yahoo.co.uk

**Dream Steam Ltd.**

Vanguard House, Mills Road, Aylesford
Kent, ME20 7NA

T: 01622 793 700

W: www.dream-steam.com

Public premises

Please visit our online shop or
showroom to view our stocks of
MSS, Mamod and Roundhouse
locomotives. We also have large
stocks of MSS and Peco track in both
32mm and 45mm gauge.

Upgrades and enhancements are
also available for Mamod and MSS
locomotives along with spare
parts including replacement seals and
washers. Large and varied supplies of
rolling stock from MSS and Slaters and
Mamod available as kits or ready to
run items. Full range of Summerland
Chuffers available, with free delivery
within the UK. Steaming accessories also
available. Email or phone for a full colour
brochure.

HLS Models

Unit 5 Manford Industrial Estate,
Manor Road, Erith, Kent, DA8 2AJ

T: 0747 311 2524

W: www.hlsmodels.com

The Hobby Shop

122 West Street, Faversham, Kent,
ME13 7JB

T: 01795 531 666

W: www.hobb-e-mail.com

Home & Workshop Machinery

144 Maidstone Road, Fooks Gray, Sidcup,
Kent, DA14 5HS

T: 020 8300 9070

W: www.homeandworkshop.co.uk

Hornby Hobbies Ltd

3rd Floor, The Gateway, Innovation Way,
Discovery Park, Sandwich, Kent, C13 9FF
T: 01843 233 525
W: www.hornby.com

Invicta Model Rail

130 Station Road, Sidcup, Kent, DA15 7AB
T: 020 8302 7774
W: www.invictamodelrail.com

Kent Garden Railways

66 High Street, St Mary Cray, Orpington,
Kent, BR5 3NH
T: 01689 891 668
W: www.kgrmodels.com

Manklows

44 Seal Road, Sevenoaks, Kent, TN14 5AR
T: 01732 454 952

Mike Pett's Model Railway Figures

12 Chatham Street, Ramsgate, Kent,
CT11 7PP
T: 01843 593 417
W: www.modelrailwayfigures00.co.uk

The Model Shop

8 Front Road, Woodchurch, Kent,
TN26 3QE
T: 01233 861 217
W: www.modelshopuk.com

Model World

Unit 1 Anchor Business Park, Castle Road,
Sittingbourne, Kent, ME10 3AE
T: 01795 410 630
W: www.modelworlduk.com

PenKraft Hobby Store

304 Cheriton Road, Folkestone, Kent,
CT19 4DP
T: 01303 279 292
W: www.penkraft.co.uk

Ramsgate Models

74a Queen Street, Ramsgate, Kent,
CT11 9ER
T: 01843 584 073
W: www.ramsgatemodels.co.uk

Regal Models

The Old School House,
The Historic Dockyard, Chatham, Kent,
ME4 4TZ
T: 01634 838 808
W: www.regalmodels.co.uk

Road Transport Images

17 Foxdene Road, Seasalter, Whitstable,
Kent, CT5 4QY
W: www.roadtransportimages.com

Rochester Games Models & Railways

21 Corporation Street, Rochester,
Kent, ME1 INN
T: 01634 815 699
W: www.rochestergamesmodelsandrailway.co.uk

Stamps & Hobbies

45 High Street, Gravesend, Kent,
DA11 0AY
T: 01474 534 166

Turners Models

14 London Road, Dover, Kent, CT17 0ST
T: 01304 203 711
W: www.turnersmodelshop.homestead.com

LANCASHIRE

Bolton Model Mart

58 Great Moor Street, Bolton, Lancashire,
BL1 1SN
T: 01204 382 282
W: www.boltonmodelmart.co.uk

Bury Steam Locomotive Co Ltd

Platform 1, Bolton Street Station, Bury,
Lancashire, BL9 0EY
T: 0161 763 4408

Carnforth Models

Unit 5 Carnforth Station, Carnforth,
Lancashire, LA5 9TR
T: 01524 730 101
W: www.carnforthmodels.co.uk

East Lancs Model Tramway Supplies

14 Buttermere Road, Burnley, Lancashire,
BB10 4HU
T: 01282 436 802
W: www.eastlancsmodeltrams.net

Hobby & Model Centre

No 1 Hutton Lane, Bolton, Lancashire,
BL3 4JB
T: 01204 61 446
W: www.hobbyandmodel.co.uk

Mercers Toys Ltd

47 Darwin St, Blackburn, Lancashire,
BB2 2BL
T: 01254 681 401
W: www.mercerstoy.co.uk

MJR Models & Hobbies

11 Hindley Road, Daisy Hill, Westthoughton,
Bolton, Lancashire, BL5 2JU
T: 01942 386 790
W: www.mjrmmodelsandhobbies.co.uk

Topslots N Trains

Maritime Street, Fleetwood, Lancashire,
FY7 7PB
T: 01253 773 731
W: www.topslotsntrains.com

Tower Models

44 Cookson Street, Blackpool, Lancashire,
FY1 3ED
T: 01253 623 797
W: www.tower-models.com

The Train Shop

23 Pedder Street, Morecambe, Lancashire,
LA4 5DY
T: 01524 413 112

Transport Models Ltd

Unit 1, Oyston Mill, Strand Road, Preston,
Lancashire, PR1 8UR
T: 01772 733 644
W: www.transportmodels.co.uk

Videoscene

PO Box 243, Lytham St Annes, Lancashire,
FY8 9DE
T: 01253 738 336
W: www.videoscene.co.uk

West End Model Centre

West End Buildings, 113 Albert Road,
Colne, Lancashire, BB8 0BT
T: 01282 867 711

LEICESTERSHIRE

Acme Models

Acme Model Railway Shop

48 Highgate Road, Sileby,
Leicestershire, LE12 7PP

T: 01509 812177 /

01664 424286 (Home)

E: john@acmemodels.co.uk

W: www.acmemodels.co.uk

Stockists Hornby/Bachmann etc,
manufactures 'O' and 'Gauge 1' brass
kits, massive second-hand stock
(all gauges). Open Friday/Saturdays.

Bachmann

Unit 13 Moat Way, Barwell, Leicestershire,
LE9 8EY
T: 01455 841 756
W: www.bachmann.co.uk

Fox Transfers

Unit 5 Priory Business Park, Wistow Road,
Kibworth, Leicestershire, LE8 0RX
T: 0116 319 4950
W: www.fox-transfers.co.uk

Great Central Railway plc

Great Central Road, Loughborough,
Leicestershire, LE11 1RW
T: 01509 632 323
W: www.gcrailway.co.uk

Little Jem Products

5 Seymour Road, Burton on the Wolds,
Loughborough, Leicestershire, LE12 5AH
T: 01509 880 659

The Signal Box

1 Albion Street, Anstey, Leicestershire,
LE7 7DD
T: 0116 236 2901
W: www.the-signal-box.com

Skytrex Ltd

Unit 1 Charnwood Business Park,
North Road, Loughborough, Leicestershire,
LE11 1LE
T: 01509 213 789
W: www.skytrex.com

Tracklay Ballasting System

c/o Feather 'n' Fur Pet Supplies,
87 Babington Road, Barrow on Soar,
Leicestershire, LE12 8NH
T: 01509 415 594
W: www.tracklay.co.uk

LINCOLNSHIRE**B&H Models**

13 Corporation Street, Lincoln,
Lincolnshire, LN2 1HL
T: 01522 538 717
W: www.bandhmodels.com

Brian Jones

Kingsley Lodge, School Lane,
Raithby by Spilsby, Lincolnshire, PE23 4DS
T: 01790 752 042
W: www.brianjonesmodels.co.uk

Caistor Loco

Ashtree Enterprises, 8 Market Place,
Caistor, Lincolnshire, LN7 6TW
T: 01472 859 990

Classic Cleethorpes

138 Grimsby Road, Cleethorpes,
Lincolnshire, DN35 7DN
T: 01472 291 934
W: www.classicloco.co.uk

D Hewins Models & Hobbies

7b East St Mary's Gate, Grimsby,
Lincolnshire, DN31 1LH
T: 01472 347 088

Digitrains Ltd

15 Clifton Street, Lincoln, Lincolnshire,
LN5 8LQ
T: 01522 527 731
W: www.digitrains.co.uk



Plastruct

Please ask your model shop for genuine Plastruct fineline white Styrene structural shapes essential for scratch model makers and architects.

Range contains over 70 shapes including: Angles, Beams, Channels, Tees, Round, Rectangular & Square Tubing, Ladders, Stairs Railings & Trusses.

www.plastruct.co.uk

Fraction Models

8 Roman Bank, Skegness, Lincolnshire,
PE25 2RU
T: 01754 760 077

GMD Models

The Old Forge, Holbeach St Matthews,
Spalding, Lincolnshire,
PE12 8EJ
T: 01406 701 612
W: www.gmdmodels.com

Granary Models

31 High Street, Swineshead, Nr Boston,
Lincolnshire, PE20 3LH
T: 01205 820 115

GRA's Models

65 Scotgate, Stamford, Lincolnshire,
PE9 2YB
T: 01780 751 826

IP Engineering

Carousell, Spilsby Road, New Leake,
Lincolnshire, PE22 8JT
T: 01205 270 010
W: www.ipengineering.co.uk

K & M Models

106 Trinity Street, Gainsborough,
Lincolnshire, DN21 1HS
T: 01427 811 040
W: www.madabouttrains.co.uk

Masons Models

20 New Road, Spalding, Lincolnshire,
PE11 1DQ
T: 01775 722 456
W: www.masonsmodels.co.uk

Model Railway Shop Grantham

46 Watergate, Grantham, Lincolnshire,
NG31 6PR
T: 01476 563 472
W: www.mrsgrantham.co.uk

Models & Computers Plus

55 West Street, Boston, Lincolnshire,
PE21 8QN
T: 01205 365 102
W: www.modcomp.net

Shermans Model Shop

19 Dunstall Street, Scunthorpe,
Lincolnshire, DN15 6LD
T: 01724 842 439

York Model Railway Ltd

Veck House, Leafield Road,
Hemswell Cliff Business Centre,
Nr Gainsborough, Lincolnshire, DN2 5TJ
T: 01427 667 470

RA Models

182a Ashby High Street, Ashby,
Scunthorpe, North Lincolnshire, DN16 2JR
T: 07561 400 533

LONDON

Hobby's

2 Knights Hill Square, West Norwood,
London, SE27 0HH
T: 020 8761 4244
W: www.hobby.uk.com

Ian Allan Book & Model Shop

45-46 Lower Marsh, Waterloo, London,
SE1 7RG
T: 020 7401 2100
W: www.ianallanpublishing.com

Modelzone at WHSmith

Westfield Shopping Centre, Wood Lane,
Shepherds Bush, London, W12 7GD
W: www.whsmith.co.uk

MERSEYSIDE

Classic Lines

45 Arundel Road, Southport, Merseyside,
PR8 3DA
T: 07971 520 754
W: www.classic-lines.co.uk

DKG Hobbies

14 Princes Street, Southport, Merseyside,
PR8 1EZ
T: 01704 500 630

Formby Models

77-79 Gores Lane, Formby, Merseyside,
L37 7DE
T: 01704 870 432
W: www.formbymodelshop.com

Hattons Model Railways Ltd

364-368 Smithdown Road, Liverpool,
Merseyside, L15 5AN
T: 0151 733 3655
W: www.ehattons.com

Kitstop Models

20 Oxtan Road, Birkenhead, Merseyside,
CH41 2QJ
T: 0151 647 9067

Sawyer Models

23 Bridge Street, Newton Le Willows,
Merseyside, WA12 9BE
T: 01925 227 835
W: www.sawyermodels.co.uk

MIDDLESBROUGH

Peter's Spares

2J/2H Brighthouse Business Village,
Riverside Park, Middlesbrough, TS2 1RT
T: 01642 909 794
W: www.petersspares.com

MIDDLESEX

Gilbow Holdings Ltd

32 Woodall Road, Enfield, Middlesex,
EN3 4LG
T: 020 8344 6720
W: www.exclusivefirsteditions.com

Richardsons of Feltham

6-7 Rochester Parade, High Street,
Feltham, Middlesex, TW13 4DX
T: 020 8890 4399
W: www.richardsons-retail.co.uk

NORFOLK

Auto Loco

10 Station Road, Sheringham, Norfolk,
NR26 8RG
T: 01263 821 777

BJ Model Railways

112 Norfolk Street, Kings Lynn, Norfolk,
PE30 1AQ
T: 01553 773 394
W: www.bjmodels.co.uk

Buoys Toys & Models

30 Loudon Road, Cromer, Norfolk,
NR27 9EF
T: 01263 519 652

Bure Valley Models

Aylsham Station, Norwich Road, Aylsham,
Norfolk, NR11 6BW
T: 01263 733 858
W: www.burevalleymodels.com

Cambrian Models

10 Long Road, Tydd Gote, Wisbech,
Norfolk, PE13 5RB
T: 01945 420 511
W: www.cambrianmodels.co.uk

Great Eastern Railway Models

199 Plumstead Road, Norwich, Norfolk,
NR1 4AB
T: 01603 398 163
W: www.greateasternmodels.co.uk

Hunstanton Models

36 High Street, Hunstanton, Norfolk,
PE36 5AF
T: 01485 533 324
W: www.hunstantonmodels.co.uk

Model Railway Parts

Peartree Farm, Bullock Hill,
Pulham Market, Norfolk, IP21 4WZ
T: 07949 667 790
W: www.modelrailwayparts.com

SPModels

Unit 2 Snetterton Park, Snetterton,
Norfolk, NR16 2JU
T: 01953 887 878
W: www.spmmodels.co.uk

Train Tech

DCP Microdevelopments Ltd,
Bryon Court, Bows Street, Great Ellingham,
Norfolk, NR17 1JB
T: 01953 457 800
W: www.train-tech.com

Train Terrain

199 Plumstead Road, Norwich, Norfolk,
NR1 4AB
T: 01603 304 379
W: www.trainterrainmodels.co.uk

NORTH SOMERSET

Richard's Railways

120 High Street, Yatton, North Somerset,
BS49 4DH
T: 01934 876 328
W: www.richardsrailways.co.uk

Timber Tracks

Longbridge House, Cadbury Camp Lane,
Clapton in Gordano, North Somerset,
BS20 7SD
T: 01275 852 027
W: www.timbertracks.co.uk

NORTH YORKSHIRE

Arrow Models

54-55 Newborough, Scarborough,
North Yorkshire, YO11 1ET
T: 01723 503 503
W: www.arrowmodels.com

Buffers Coffee Shop & Model Railways

Back o' th' Hill Farm, Storitth,
Bolton Abbey, Kipton, North Yorkshire,
BD23 6HU
T: 01756 710 253
W: www.bufferscoffeeshop.co.uk

Collectables Past & Present

23 Skinner Street, Whitby, North Yorkshire
T: 01947 820 505

Craven Model Centre

Unit 3, Mount Pleasant, High Street,
Skipton, North Yorkshire, BD23 1JZ
T: 01756 794 919/07506 964 757
W: www.cravenmodelcentre.co.uk

EDM Models

19 Briar Avenue, Acomb, York,
North Yorkshire, YO26 5BX
T: 01904 331 973
W: www.ngtrains.com

GraphicAir

Unit 1 Levens Hall Park, Lund Lane,
Killinghall, Harrogate, North Yorkshire,
HG3 2BG
T: 01423 522 836
W: www.graphicair.co.uk

**MONK BAR
model shop****Monk Bar Model Shop**

2 Goodramgate, York,
North Yorkshire, YO1 7LQ
T: 01904 659 423

W: www.collectable-models.co.uk
E: info@monkbarmodelshop.co.uk

A traditional, family owned model shop situated next to Monk Bar in the beautiful city of York and now in its 53rd year of trading. Stockists of OO and N gauge from all the major manufacturers along with plastic kits, diecast, Scalextric and scenics.
2 minutes from York Minster

National Railway Museum Shop

National Railway Museum, Leeman Road,
York, North Yorkshire, YO26 4XJ
T: 08448 153 139
W: www.nrmshop.co.uk

North Yorkshire Moors Railway Shop

Platform One, Pickering Station, Pickering,
North Yorkshire
T: 01751 472 508
W: www.nymr.co.uk

P & S Hobbies and Models

4 Walmgate, York, North Yorkshire,
YO1 9TJ
T: 01904 611 761
W: www.pshobbiesandmodelshop.co.uk

P & S Hobbies and Models

32 Castle Road, Scarborough,
North Yorkshire, YO11 1XE
T: 01723 377 020

W: www.pshobbiesandmodelshop.co.uk

Starbeck Models

16 Devonshire Place, Skipton Road,
Harrogate, North Yorkshire, HG1 4AA
T: 01423 507 089
W: www.modeltrainsharrogate.com

TMC

Hill Farm, Beck Hole, Whitby,
North Yorkshire, YO22 5LF
T: 01947 899 125
W: www.themodelcentre.co.uk

White Rose Model Works

Unit 10, The Craft Yard, Bedale,
North Yorkshire, DL8 1BZ
T: 01677 422 444
W: www.whiterosemodelworks.co.uk

YORK MODELMAKING**York Modelmaking**

Online Shop

T: 01904 400358

E: laser@yorkmodelmaking.com

W: www.yorkmodelmaking.co.uk

Precision laser cut architectural components for scratch builders, and upgrading kits, in N, OO and O scales.
Easy to use self adhesive tiles, robust plastic windows, doors, valances and brackets etc; also lineside detailing and building kits.
Plus York's Magnetic Mates, for when you need a third hand.
Worldwide shipping.

NORTHAMPTONSHIRE**Model Shop**

230 Wellingborough Rd, Northampton,
Northamptonshire, NN1 4EJ
T: 01604 631 223
W: www.modelshop-northants.co.uk

Wellingborough Trains and Models

17 Market Street, Wellingborough,
Northamptonshire, NN8 1NA
T: 01933 274 069
W: www.trainsandmodel.com

A&H MODELS**A & H Models**

95 High Street, Brackley,
Northamptonshire, NN13 7BW
T: 01280 701410
E: edccshop@hotmail.co.uk
W: www.aandhmodels.co.uk

DCC Specialist installer, Online
DCC Films, Lenz and Uhlenbrock
Distributor, Fleischmann, Roco and
REE Main dealer. Peco, Busch and
Woodland scenics

NORTHUMBERLAND**The Collectors Cellar**

11 Hencotes, Hexham, Northumberland,
NE46 2EQ
T: 01434 601 392
W: www.collectorscellar.co.uk

Edward Exley Model Railways

Five Acres, Berwick upon Tweed,
Northumberland, TD15 1XB
T: 01890 781 815
W: www.edwardexley.co.uk

NOTTINGHAMSHIRE**Access Models**

43 - 45 Castlegate, Newark,
Nottinghamshire, NG24 1BE
T: 01636 673 116
W: www.accessmodels.co.uk

Benhamsonline.com

45 High Street, Edwinstowe,
Nottinghamshire, NG21 9QR
T: 01623 822 302
W: www.benhamsonline.com

Brickyard Models

17 Clipsham Close, Balderton, Newark,
Nottinghamshire, NG24 3LG
T: 01636 689 963

DJB Model Engineering Ltd

Eleanor House, Sibthorpe Hill, Tuxford,
Nottinghamshire, NG22 0PJ
T: 01777 871 047
W: www.djbengineering.co.uk

THE GOODS YARD

The Goods Yard

Station Lodge,
Lodge Lane Industrial Estate,
Tuxford, Nottinghamshire,
NG22 0NL
T: 07930 557 601

E: info@thegoodsyard.co.uk
W: www.thegoodsyard.co.uk

Bespoke model railways built to order, baseboards and trestles, layout design and planning service. Large selection of new and second hand model railway equipment in all popular gauges. Locomotive servicing and repairs. Free parking and friendly service. Located just off the A1 at Tuxford between Newark and Retford.

Gee Dee Models

21 Heathcoat St, Hockley, Nottingham, Nottinghamshire, NG1 3AF
T: 0115 941 2211
W: www.geedee-modelshop.com

Geoffrey Allison Railways

90 Cheapside, Worksop,
Nottinghamshire, S80 2HY
T: 01909 473 255
W: www.geoffrey-allison.co.uk

Shawplan Model Products

2 Upper Dunstead Road, Langley Mill,
Nottingham, Nottinghamshire
T: 01773 718 648
W: www.shawplan.com

Sherwood Models

831 Mansfield Road, Nottingham,
Nottinghamshire, NG5 3GF
T: 0115 926 6290
W: www.sherwoodmodels.co.uk

OXFORDSHIRE

Howes Models Ltd

Unit 2c/d Station Field Industrial Estate,
Kidlington, Oxfordshire, OX5 1LA
T: 01865 848 000
W: www.howesmodels.co.uk

MJH Models

S'agaro, Goring Road, Woodcote,
Nr Reading, Oxfordshire, RG8 0QE
T: 01491 681 262

Pendon Museum Shop

Pendon Museum Trust, Long Wittenham,
Abingdon, Oxfordshire, OX14 4QP
T: 01865 407 365
W: www.pendonmuseum.com

Trinders Bros Ltd

2a-4 Broad Street, Banbury, Oxfordshire,
OX16 5BN
T: 01295 251 270

SHROPSHIRE

Keen Systems

16 Elm Drive, Market Drayton, Shropshire,
TF9 3HE
T: 01630 657 881
W: www.keen-systems.com

Rural Railways

School House, Chapel Lawn, Buckell,
Shropshire, SY7 0BW
T: 01547 530 016

Shrewsbury Model Centre

2 Henry Close, Battlefield Enterprise Way,
Shrewsbury, Shropshire, SY1 3JT
T: 01743 464 004
W: www.shrewsburymodelcentre.com

Timecast

Unit 5E Centurion Park, Kendal Road,
Shrewsbury, Shropshire, SY1 4EH
T: 01743 465 676
W: www.timecastmodels.co.uk

Whitchurch Models

Pearl House, Pearl Yard, Whitchurch,
Shropshire, SY13 1AQ
T: 01948 667 766
W: www.whitchurchmodels.co.uk

SOMERSET

Bridgwater Model Railways

Platform 2, Bridgwater Railway Station,
St John Street, Bridgwater, Somerset,
TA6 5HB
T: 01278 427 646

Cooper Craft

Broom Lane, Oake, Taunton, Somerset,
TA4 1BE
T: 01823 461 961
W: www.cooper-craft.co.uk

Country Park Models

Avon Valley Country Park, Pixash Lane,
Keynsham, Somerset, BS31 1TP
T: 0117 986 0124

DCC Train Automation

5 Lower Orchard, Barrington, Ilminster,
Somerset, TA19 0QZ
T: 01823 429 309
W: www.dcctrainautomation.co.uk

East Somerset Models

The Railway Station, Cranmore,
Shepton Mallet, Somerset, BA4 4QP
T: 01749 880 651
W: www.esmodels.co.uk

Frome Model Centre

1-2 Catherine Street, Frome, Somerset,
BA11 1DA
T: 01373 465 295
W: www.fromemodelcentre.com

GS Model Supplies Ltd

Unit 4A Love Lane, Burnham on Sea,
Somerset, TA8 1EY
T: 01278 788 007
W: www.gssmodelengineers.com

Jadlam Racing Models

The Firs, Underwood Business Park, Wells,
Somerset, BA5 1AF
T: 01749 671 809
W: www.jadlamracingmodels.com

Model Masters

International House, Clifton Road, Weston-
Super-Mare, Somerset, BS23 1BW
T: 01934 629 717
W: www.modelmasters.co.uk

Signals Model Shop

8 Holly Court, High Street,
Midsomer Norton, Radstock, Somerset,
BA3 2DB
T: 01761 402 484
W: www.signalsmodels.com

South West Digital Ltd

202A High Street, Worle,
Weston super Mare, Somerset, BS22 6JD
T: 01934 515 382
W: www.southwestdigital.co.uk

Victoria Court Models

5 Victoria Street, Burnham on Sea,
T: 01278 794 214

Wessex Wagons

21 Oldway, Stogumber, Somerset, TA4 3SX
T: 01984 656 470
W: www.wessexwagons.co.uk

ZTC Controls

12 The Octagon, Taunton, Somerset,
TA1 1RT
T: 01823 327 155
W: www.tauntoncontrols.co.uk

SOUTH GLOUCESTERSHIRE

South Gloucestershire Model Warehouse

17 Cranleigh Court Road, Yate,
South Gloucestershire, BS37 5DQ
T: 01454 322 121

SOUTH YORKSHIRE**TAG's Modelshop**

19-21 Nether Hall Road, Doncaster,
South Yorkshire, DN1 2PH
T: 01302 320 732
W: www.tagmodelshop.co.uk

Antics Sheffield

8 Fitzalan Square, Sheffield,
South Yorkshire, S1 2AZ
T: 0114 249 5700
W: www.anticsonline.co.uk

CR Signals

Birkby, 5 The Crescent, Doncaster Road,
Rotherham, South Yorkshire, S65 1NL
T: 07908 814 059
W: www.crsignals.com

Edward James Collectables

42 Bryony Close, Sheffield,
South Yorkshire, S21 1TF
T: 0114 248 9940
W: www.edwardjamescollectables.com

Judith Edge Etched Brass Kits

5 Chapel Lane, Carlton, Barnsley,
South Yorkshire, S71 3LE
T: 01226 722 309

M.G. Sharp Models

712 Attercliffe Road, Sheffield,
South Yorkshire, S9 3RP
T: 0114 244 0851
W: www.kato-unitrack.co.uk/

Marcway Scale Models

598-600 Attercliffe Road, Sheffield,
South Yorkshire, S9 3QS
T: 0114 244 9170
W: www.marcway.net

Modelzone at WHSmith

Meadowhall Centre, High Street, Sheffield,
South Yorkshire, S9 1EN
W: www.whsmith.co.uk

Olivia's Trains & Models

25a Mansfield Road, Intake, Sheffield,
South Yorkshire, S12 2AE
T: 0114 3216 160
W: www.oliviastrains.com

Rails of Sheffield

27-29 Chesterfield Road, Sheffield,
South Yorkshire, S8 0RL
T: 0114 255 1436
W: www.railsofsheffield.com

Sheffield Transport Models

206 London Road, Highfields, Sheffield,
South Yorkshire, S2 4LW
T: 0114 255 3010
W: www.pufferwillies.co.uk

STAFFORDSHIRE**Chasewater Light Railway Co**

Brownhills West Gift & Model Shop,
Chasewater Country Park,
Brownhills West Station, Pool Lane,
Burntwood, Staffordshire, WS8 7NL
T: 01543 452 623
W: www.chasewater railway.co.uk

Emodels.co.uk

Unit 4, Mossfield Road, Longton,
Stoke on Trent, Staffordshire, ST3 5BW
T: 0871 200 0485
W: www.emodels.co.uk

Heathcote Electronics

1 Haydock Close, Cheadle, Staffordshire,
ST10 1UE
T: 01538 756 800
W: www.heathcote-electronics.co.uk

The Hobby Goblin

54 Hamil Road, Burslem, Stoke-on-Trent,
Staffordshire, ST6 1AU
T: 01782 818 433
W: www.thehobbygoblin.co.uk

Mechatronics International

Unit 9 Lancaster Park, Newborough Road,
Needwood, Burton on Trent, Staffordshire,
DE13 9PD
T: 01283 575 444
W: www.mech.co.uk

The Model Shop

First Floor, The Octagon Centre,
Newstreet, Burton on Trent, Staffordshire,
DE14 3TN
T: 07939 544 527
W: www.marketmodels.co.uk

Salter Street Toys & Models

5 Salter Street, Stafford, Staffordshire,
ST16 2JU
T: 01785 245 959
W: www.salterstreettoysandmodels.weebly.com

Topp Trains

28 Marston Road, Stafford, Staffordshire,
ST16 3BS
T: 01785 247 883
W: www.topptrains.co.uk

The Tutbury Jinny

Unit 9, Tutbury Mill Mews,
Lower High Street, Tutbury, Burton-upon-
Trent, Staffordshire, DE13 9LS
T: 01283 814 777

SUFFOLK**Bill Bourne's Railway Roundabout**

The Walnut Tree, Egremont Street,
Glensford, Suffolk, CO10 7SA
T: 01787 280 452/07801 224 480

MODEL JUNCTION

established 1978

Model Junction

10 Whiting St, Bury St Edmunds,
Suffolk, IP33 1NX
T: 01284 753456,
W: www.modeljunction.com

Open Monday to Saturday
9.00 am to 5.00 pm

Providing a first class service to the
Railway Modeller for over 37 years.
Same day mail order.
Repairs and Sound Chip fitting.

Micro Miniatures

Birchwood House, Lowestoft Road,
Lowestoft, Suffolk, NR32 5BW
T: 01502 731 805
W: www.microminiatures.co.uk

Parrs

252 London Road South, Lowestoft,
Suffolk, NR33 0BE
T: 01502 565 695

Perfect Miniatures

86-88 Friars Street, Sudbury, Suffolk,
CO10 2AJ
T: 01787 375 884

Scograil Model Railways

719 Woodbridge Road, Ipswich, Suffolk,
IP4 4NB
T: 01473 252 009
W: www.scograil.co.uk

SURREY**Addlestone Models Ltd**

130 Station Rd, Addlestone, Surrey,
KT15 2BE
T: 01932 845 440
W: www.addlestone-models.co.uk

Dorking Models

12-13 West Street, Dorking, RH4 1BL
T: 01306 881 747
W: www.dorkingmodels.com

LSWR Models

10 Conyers Close, Walton-on-Thames,
Surrey, KT12 4NG
T: 01932 246 123
W: www.lswrmodels.co.uk

Masters of Epsom

29 Tattenham Crescent, Tattenham Corner,
Epsom Downs, Surrey, KT18 5QJ
T: 01737 356 373
W: www.mastersofepsomonline.co.uk

Models of Distinction

23 The Woolmead, East Street, Farnham,
Surrey, GU9 7TT
T: 01252 716 981

Modelzone at WHSmith

34 North End, Croydon, Surrey, CR0 1UB
W: www.whsmith.co.uk

Modelzone at WHSmith

The Bentall Centre, Wood Street,
Kingston upon Thames, Surrey, KT1 1TR
W: www.whsmith.co.uk

Roxey Mouldings

58 Dudley Road, Walton on Thames,
Surrey, KT12 2JU
T: 01932 245 439
W: www.roxeymouldings.co.uk

Roxley Models

4 Beckley Parade, Leatherhead Road,
Great Bookham, Surrey, KT23 4RQ
T: 01372 452 976
W: www.roxleymodels.co.uk

Scale Rail Model Centre

117 Victoria Road, Horley, Surrey, RH6 7AS
T: 01293 783 558
W: www.scalerail.com

Tool & Model Supplies & Movies Games Music

43 Farncombe Street, Godalming, Surrey,
GU7 3LH
W: www.taylorslightengineering.co.uk

TYNE & WEAR

Locoworks

5 Bowburn Close, Wardley, Gateshead,
Tyne and Wear, NE10 8UG
T: 0191 469 3796
W: www.locoworks.co.uk

Trains & Planes

Hadrian Business Centre,
East Beaminster Way, Kingston Park,
Newcastle-upon-Tyne, Tyne and Wear,
NE3 2ER
T: 0191 286 4175
W: www.trainsandplanes.co.uk

Modelzone at WHSmith

Metro Centre, Cameron Walk, Gateshead,
Tyne and Wear, NE11 9YR
W: www.whsmith.co.uk

Phills Models

41-42 Nile Street, North Shields,
Tyne and Wear, NE29 0BB
T: 0191 272 8443

Pooleys Puffers

Pooleys Puffers

382a Jedburgh Court, Eleventh Avenue,
Team Valley Trading Estate,
Gateshead, Tyne and Wear, NE11 0BQ
T: 0191 4910202
E: pooleyspuffers@btopenworld.com
W: www.pooleyspuffers.com

Public Premises

Model rail supplies in OO & N gauge.

New and secondhand.

We stock a vast range which is
constantly changing and evolving.

We extend a warm welcome to our
customers and a genuine interest in
their layout projects and challenges.

Part exchange welcome.

Credit cards accepted.

Rolling Stock

53 Walton Avenue, North Shields,
Tyne and Wear, NE29 9BS
T: 0191 257 4328
W: www.rollingstockmodelrailways.com

S R Gladston & Son

99 Bedford Street, North Shields,
Tyne and Wear, NE29 6QJ
T: 0191 257 0335
W: www.gladstons.com

Trains & Planes

MAST House, Hadrian Business Centre,
East Beaminster Way, Kingston Park,
Newcastle-upon-Tyne, Tyne and Wear,
NE3 2ER
T: 0191 286 4175
W: www.trainsandplanes.co.uk

WARWICKSHIRE

Barby Model Rail

Studio 3, The Locks, Rugby, Warwickshire,
CV21 4PP
T: 01788 543 442
W: www.bmrail.co.uk

Chuffed 2 Bits

24 Robins Grove, Warwick, Warwickshire,
CV34 6RF
T: 01926 407 784
W: www.chuffed2bits.com

Classic Train & Motor Bus

21b George St, Leamington Spa,
Warwickshire, CV32 1HA
T: 01926 887 499

Joto Hobbies

7 Lawrence Sherriff Street, Rugby,
Warwickshire, CV22 5EJ
T: 01788 562 372
W: www.jotohobbies.com

MetroPolis Vintage Toys

41b Smith Street, Warwick, Warwickshire,
CV34 4JA
T: 01926 400 311
W: www.metropolistoys.co.uk

Our Place

3 Swan Street, Alcester, Warwickshire,
B49 5DP
T: 01789 766 755
W: www.model-mart.co.uk

Sansomes

204 Watling Street, Grendon, Atherstone,
Warwickshire, CV9 2PE
T: 01827 712 251

WEST MIDLANDS

A Oakes Ltd

174-180 Vicarage Road, Oldbury,
West Midlands, B68 8JB
T: 0121 552 1684
W: www.aooakesmodeltrains.co.uk

Antics Coventry

1a City Arcade, Coventry, West Midlands,
CV1 3HX
T: 02476 551 155
W: www.anticsonline.co.uk

FTD Models

189b Chevaler Avenue, Coventry,
West Midlands, CV6 3EN
T: 024 7659 9988
W: www.ftdmodels.com

Graingers Models & Crafts

5 Appledore Terrace, Orchard Hills, Walsall,
West Midlands, WS5 3DU
T: 01922 623 382
W: www.graingersmodels.co.uk

Hobby Rail

Unit 38 Market Village, Sutton Coldfield,
West Midlands, B72 1QU
T: 07981 757 023

Kits and Bits Models

7A Brandon Road, Binley, Coventry,
West Midlands, CV3 2JD
T: 024 7644 0157
W: www.kitsandbitsmodels.co.uk

Mercian Models

IA Market Way, Hagley, Stourbridge,
West Midlands, DY9 9LT
W: www.modelrailways.tv

Modellers Mecca

450 Albion Street, Wall Heath,
Kingswinford, West Midlands, DY6 0JP
T: 01384 278 206
W: www.modellers-mecca.co.uk

Modelzone at WHSmith

29 Union Street, Birmingham,
West Midlands, B2 4LR
W: www.whsmith.co.uk

Parabellum

54 Vyse Street, Hockley, Birmingham,
West Midlands
T: 0121 551 8878
W: www.parabellum.co.uk

Springhill Models

4 Springhill Lane, Penn, Wolverhampton,
West Midlands, WV4 4SH
T: 01902 341 302
W: www.springhillmodels.co.uk

Tennents Trains

Shop 1, 130 Hagley Road, Hayley Green,
Halesowen, West Midlands,
B63 1DY
T: 0121 550 1266
W: www.tennentstrainsofhalesowen.co.uk

Wonderful World of Trains & Planes

3 Mary Ann Street, Birmingham,
West Midlands, B3 1BG
T: 0121 227 4000
W: www.wonderfulworldtrainsplanes.co.uk

WEST SUSSEX**Bognor Models**

52 Aldwick Road, Bognor Regis,
West Sussex, PO21 2PN
T: 01243 867 079
W: www.bognormodels.co.uk

Gaugemaster Controls Plc

Gaugemaster House, Ford Road,
Arundel, West Sussex, BN18 0BN
T: 01903 884 488
W: www.gaugemaster.com

**Morris Models**

80 Manor Road, North Lancing,
West Sussex, BN15 0HD
T: 01903 754 850
E: info@morrismodels.co.uk
W: www.morrismodels.co.uk
Established model railway shop with
friendly service located between
Brighton and Worthing, offering British
and European model railways and
accessories.

Old Barn Model Craftmen

Commerce Way, Lancing, West Sussex,
BN15 8TA
T: 01903 525 077
W: www.oldbarnmodelcraftmen.co.uk

Squires Model and Craft Tools

100 London Road, Bognor Regis,
West Sussex, PO21 1DD
T: 01243 842 424
W: www.squiresools.com

WEST YORKSHIRE**Charming Little Layouts**

The Enchanted Gardens, Whitley,
Dewsbury, West Yorkshire, WF12 0LZ
T: 01924 496 053

Collectors Old Toy Shop

89 Northgate, Northbridge, Halifax,
West Yorkshire, HX1 1XF
T: 01422 360 434
W: www.collectorsoldtoyshop.com

DC Kits & Models

111 Norwood Crescent, Stanningley,
Leeds, West Yorkshire, LS28 6NG
T: 0113 256 3415
W: www.dckits-devidoes.co.uk

Frizinghall Models & Railways

Unit 3C Hillam Road, Bradford,
West Yorkshire, BD2 1QN
T: 01274 747 447
W: www.modelrailshop.co.uk

Going Loco Model Railway Centre

38 Potovens Lane, Lofthouse Gate,
Wakefield, West Yorkshire, WF3 3JF
T: 01924 824 748
W: www.modelrailways.co.uk

Keighley & Worth Valley Railway

The Railway Station, Haworth,
West Yorkshire, BD22 8NJ
T: 01535 645 214
W: www.kwvr.co.uk

Millennium Models**Millennium Models**

67 Queens Street, Morley, Leeds,
West Yorkshire, LS27 8EB
T: 0113 218 9286
E: millenniummodels2013@yahoo.co.uk
W: www.millennium-models.co.uk

We stock the following at Internet
prices: Bachmann, Hornby, Graham
Farish, Dapol, Peco, Ontracks, Airfix,
Woodland Scenics, Javis, Train-Tech,
Oxford, Corgi, Humbrol products
and Tamiya paints. We also have
secondhand railways.

Milnsbridge Models

160-162 Armitage Road, Milnsbridge,
Huddersfield, West Yorkshire, HD3 4JY
T: 01484 640 007

Mineral Craft North Ltd

36 Marriott Grove, Sandal, Wakefield,
West Yorkshire, WF2 6RX
T: 01924 250 043
W: www.mineralcraft.com

Mirfield Models

2 Nettleton Road, Mirfield, West Yorkshire,
WF14 9AA
T: 01924 480 060

The Model Railway Shop

30 Station Lane, Featherstone, Pontefract,
West Yorkshire, WF7 5BE
T: 01977 706 73

NICK TOZER
RAILWAY BOOKS**Nick Tozer Railway Books**

155 Church Street, Paddock,
Huddersfield, West Yorkshire,
HD1 4UJ
T: 01484 518 159
E: nick@railwaybook.com

W: <http://www.railwaybook.com/>
Quality second hand railway books
bought and sold. 14,000 books in
stock. We offer free railway book
search service.

Pennine Models

33-35 Mill Hey, Haworth, Keighley,
West Yorkshire, BD22 8NQ
T: 01535 642 367

Pennine Wagons

34 Leith Court, Dewsbury, West Yorkshire,
WF12 0QP
T: 01924 459 104
W: www.penninewagons.co.uk

Something Wicked Models

1 Wood Street, Huddersfield,
West Yorkshire, HD1 1BT
T: 01484 537 191

WILTSHIRE

Duncan Models

34 Waters Road, Salisbury, Wiltshire,
SP1 3NX
T: 01722 321 041
W: www.duncanmodels.co.uk

Endless Models

16 Endless Street, Salisbury, Wiltshire,
SP1 1DP
T: 01722 340 460

Gas Cupboard Models

6 St Georges Works, Silver Street,
Trowbridge, Wiltshire, BA14 8AA
T: 01225 777 888
W: www.gascupboard.co.uk

Hobby Base

6 Warminster Road, Westbury, Wiltshire,
BA13 3PB
T: 01373 825 825
W: www.hobbybase.co.uk

Just Tracks

34 Furze Close, Peatmoor, Swindon,
Wiltshire, SN5 5DB
T: 01793 881 515
W: www.just-tracks.co.uk

Modelmaniacs

Unit 9 Harris Rd, Calne, Wiltshire,
SN11 9PT
T: 01249 817 731
W: www.modelmaniacsonline.co.uk

Replica Railways

Unit 46, BBS House, Cheney Manor,
Swindon, Wiltshire, SN2 2PJ
T: 01793 642 594
W: www.replicarailways.co.uk

Salisbury Model Centre

37 Fisherton Street, Salisbury, Wiltshire,
SP2 7SU
T: 01722 334 757
W: www.salisburymodelcentre.co.uk

Spot-on Models & Games

49 Fleet Street, Swindon, Wiltshire,
SN1 1RE
T: 01793 617 302
W: www.spotonmodels.co.uk

Westons Railways Ltd

Studley Grange Craft Village, Hay Lane,
Wroughton, Swindon, Wiltshire, SN4 9QT
T: 01793 850 554

WORCESTERSHIRE

DCC Supplies Ltd

Unit 17a, Top Barn Business Centre,
Worcester Road, Holt Heath,
Worcestershire, WR6 6NH
T: 0845 224 1601/01905 621 999
W: www.dccsupplies.com/shop

Footplate

101 Comberton Hill, Kidderminster,
Worcestershire, DY10 1QH
T: 01562 750 076
W: www.footplate.co.uk

ISLE OF MAN/ CHANNEL ISLANDS

GUERNSEY

The Model Shop

18 Fountain Street, St.Peter Port, Guernsey,
GY1 1DA
T: 01481 724 729

ISLE OF MAN

Model World

16 St Pauls Square, Ramsey, Isle of Man,
IM8 1LH
T: 01624 816 048

Union Mills Models Ltd

5 Union Mills Trading Estate, Isle of Man,
IM4 4AB
T: 01624 852 896

JERSEY

Graeme's Trains & Hobby Shop

Units 9 & 10 Parade Arcade, St Helier,
Jersey, JE2 3QP
T: 07797 910 889

Red Triangle Stores Ltd

15-21 Central Market, St. Helier, Jersey,
JE2 4WL
T: 01534 731 932

NORTHERN IRELAND

CO. ANTRIM

The Modeller's Nook

17 Winetavern Street, Belfast, Co.Antrim,
BT1 1JQ
T: 02890 233 862
W: www.modellersnook.co.uk

My Old Toy Box

Unit 15 Smithfield Market,
Winetavern Street, Belfast, Co.Antrim,
BT1 1JE
T: 07719 100 483
W: www.myloldtoybox.co.uk

CO. DOWN

Ards Model Centre

2a Mill Street, Newtownards, Co.Down,
BT23 4LU
T: 028 9181 8505

Card Containers

7 Riverside, Drumaness, Ballynahinch.,
Co.Down, BT24 8RX

CO. FERMANAGH

Modellers Corner

22 Darling Street, Enniskillen,
Co.Fermanagh, BT74 7EW
T: 028 6632 2367
W: www.modellerscorner.co.uk

SCOTLAND

ABERDEENSHIRE

Models Unlimited

2 North Street, Inverurie, Aberdeenshire,
AB51 4QR
T: 01467 672 277

North East Model Repairs

145 Provostfraser Drive, Aberdeen,
Aberdeenshire, AB16 5LD
T: 07773 557 175

ANGUS

Ingram Models

42a St Davids, Brechin, Angus, DD9 6EG
T: 07895 413 915

Invergowrie Model Centre

118 Main Street, Invergowrie, Dundee,
Angus, DD2 5BE
T: 01382 561 064

Mac's Model Railroading

4-8 Reform Street, Kirriemuir, Angus,
DD8 4BS
T: 01575 578 002
W: www.modelrailwayshop.co.uk

AYRSHIRE

Ayrshire Model Centre

41 Kyle Street, Ayr, Ayrshire, KA7 1RS
T: 01292 886 614

Model Master Jackson Evans

31 Crown Street, Ayr, Ayrshire, KA8 8AG
T: 01292 289 770
W: www.modelmasterdecals.com



The Model Tree Shop

4 David Hume View,
Chirnside, Duns, TD11 3SX
T: 01890 819021

E: sales@themodeltreeshop.co.uk
W: www.themodeltreeshop.co.uk

We carry perhaps the most comprehensive range of trees and landscaping materials to suit every budget. With over 500 types of tree available off the shelf we should be able to accommodate your requirements! We stock trees made from string & wire, etched brass, plastic, twisted wire, Flexi-Hedge®. We also carry ten different types of palm tree suitable for all kinds of locations.

Amongst our landscaping materials are sponge scatter, cork granules & bark, static grass from 1mm – 6mm in length and a range of 'flowers' & grass tufts suitable for most scales.

Why not give us a try?

DUMFRIESSHIRE

Wickness Models

6 Greenlea Crescent, Collin, Dumfriesshire,
DG1 4PR
T: 01387 738 175
W: www.wicknessmodels.co.uk

DUNFERMLINE

Abbey Models

2 Maygate, Dunfermline, Fife, KY12 7NH
T: 01383 731 116

Invertrain Model Railways

33 Rose Gardens, Cairneyhill, Dunfermline,
Fife, KY12 8QS
T: 01383 880 844
W: www.invertrain.com

FIFE

Parkside Dundas

Millie Street, Kirkcaldy, Fife, KY1 2NL
T: 01592 640 896
W: www.parkside Dundas.co.uk

Ten Commandments

20 Struan Drive, Inverkiething, Fife,
KY11 1AR
T: 01383 410 032
W: www.cast-in-stone.co.uk

GLASGOW

Modelzone at WHSmith

177 Sauchiehall Street, Glasgow, G2 3ER
W: www.whsmith.co.uk

Pastimes

126 Maryhill Road, Glasgow, G20 7QS
T: 0141 331 1008
W: www.dinkydoll.com

HIGHLANDS

Inverness Model Shop

16 Victorian Market, Queensgate Arcade,
Inverness, Highlands, IV1 1PJ
T: 01463 712 448
W: www.invernessmodelshop.com

Mackenzie Models

Quarryside, Duncansby Head Road,
John O' Groats, Highlands, KW1 4YS
T: 01955 611 210

Nairn Model Centre

55 High Street, Nairn, Highlands, IV12 4AG
T: 01667 451 480

LANARKSHIRE

Uddingston Model Centre

161 Main Street, Uddingston, Glasgow,
Lanarkshire, G71 7BP
T: 01698 813 194
W: www.uddingstonmodelcentre.co.uk

Waddell's Models

56 Bell Street, Merchant City, Glasgow,
Lanarkshire, G1 1LQ
T: 0141 552 8044

LOTHIAN

Harburn Hobbies

67 Elm Row, Leith Walk, Edinburgh,
Lothian, EH7 4AQ
T: 0131 556 3233
W: www.harburnhobbies.co.uk

Lee Marsh Model Company

1 Salisbury Mews, Edinburgh, Lothian,
EH9 1QL
T: 0131 667 3405
W: www.leemmarshmodelco.com

Wonderland Models

97, 101 & 103 Lothian Road, Edinburgh,
Lothian, EH3 9AN
T: 0131 229 6428
W: www.wonderlandmodels.com

MORAY

Lochgorm Kits

3 Broomhill Court, Keith, Moray, AB55 5EL
T: 01542 886 714
W: www.lochgormkits.co.uk

STIRLINGSHIRE

McIaren Models

155 Grahams Road, Falkirk, Stirlingshire,
FK2 7BQ
T: 01324 624 102
W: www.mclaren-models.com

Scottish Garden Railways

49 Grampian Road, Stirling, Stirlingshire,
FK7 9JN
T: 01786 464 193
W: www.gardenrails.co.uk

WALES

BRIDGEND

MIB Models

1 Lewis Building, Newton-Nottage Road,
Newton, Porthcawl, Bridgend, CF36 5PE
T: 01656 771 121
W: www.mibmodels.co.uk

CAERPHILLY

Jet Models & Hobbies

27 Bartlett Street, Caerphilly, CF83 1JS
T: 029 2088 0600

CARDIFF

Antics Cardiff

14 St Davids House, Wood Street, Cardiff,
CF10 1ER
T: 029 2022 9065
W: www.anticsonline.co.uk

Lendons of Cardiff

192-194 Fidas Road, Llanishen, Cardiff,
CF14 5LZ
T: 029 2075 2563
W: www.lendonsmodelshop.co.uk



LORD AND BUTLER

Lord and Butler

The Old Warehouse
(Next to Pumping Station)
Penarth, Cardiff CF11 8TT
T: 02920 667225
E: info@lordandbutler.com
W: www.lordandbutler.com

Modelzone at WHSmith

83-85 Queen Street, Cardiff, CF10 2NX
W: www.whsmith.co.uk

CARMARTHENSHIRE

Amberly Services

25 Heol Llwyd, Ammanford, SA18 2EN
T: 07802 271 081

Dragon G Scale

Unit D7 Capel Hendre Estate,
Capel Hendre, Ammanford,
Carmarthenshire, SA18 3SJ
T: 01269 599 005
W: www.dragon-gscale.co.uk

Voyle's

Unit 33, Llanelli Workshops,
Trostre Business Park, Llanelli,
Carmarthenshire, SA14 9UU
T: 01554 770 041
W: www.voyles.co.uk

CEREDIGION

The Albatross

29 Pier Street, Aberystwyth, Ceredigion,
SY23 2LN
T: 01970 617 836

Old Barn Hobbies

Unit 18, Aberaeron Craft Centre,
Clos Pencarreg, Aberaeron, Ceredigion,
SY46 0EN
T: 01545 571 634
W: www.oldbarnhobbies.co.uk

West Wales Wagon Works

Valentine House, Brynderi Close, Adpar,
Newcastle Emlyn, Ceredigion, SA38 9NP
T: 01239 712 730
W: www.westwaleswagonworks.co.uk

CLWYD

Clwyd Models & Hobbies

447 Abergele Road, Old Colwyn, LL29 9PR
T: 01492 518 709

CONWY

Conwy Valley Railway Museum and Model Shop

The Old Goods Yard, Betws Y Coed,
Conwy, LL24 0AL
T: 01690 710568
W: www.conwyrailwaymuseum.co.uk

Hippo Toys & Models

Unit 5, Diamond Units, Blackmarsh Road,
Mochdre, Colwyn Bay, Conwy, LL28 5HA
T: 01492 544 617
W: www.hippotoys.co.uk

Photoworld Model Railways

26 Queens Road, Craig-y-don, Llandudno,
Conwy, LL30 1AZ
T: 01492 871 818

DENBIGHSHIRE

Model Railways Rhyl

44 Wellington Road, Rhyl, Denbighshire,
LL18 1BN
T: 01745 798 460
W: www.model-railways-rhyl.co.uk

Rhuddlan Models

High Street, Rhuddlan, Denbighshire,
LL18 2TU
T: 01745 590 048
W: www.rhuddlanmodels.com

T.O.P. Models

Unit 30, H.T.M. Business Park,
Abergele Road, Rhuddlan, Denbighshire,
LL18 5UZ
T: 01745 592 111
W: www.topmodels.org.uk

FLINTSHIRE

Model Exchange Hobby Shop

2-4 Station Road, Greenfield, Holywell,
Flintshire, CH8 7EL
T: 01352 713 027

GWENT

Abergavenny Model Shop

1 Brecon Road, Abergavenny, Gwent,
NP7 5UH
T: 01873 852 566
W: www.abergavennyshop.co.uk

Western Valley Models

1 Crescent Road, Risca, Gwent, NP11 6GJ
T: 01633 615 445
W: www.westernvalleymodels.co.uk

GWYNEDD

Austins Models

65 High Street, Bangor, Gwynedd,
LL57 1NR
T: 01248 209 662
W: www.austinmodels.co.uk

CGW Nameplates

Plas Cadfor, Llwyngwrl, Gwynedd,
LL37 2LA
T: 07561 407 204
W: www.cgwnameplates.co.uk

Porthmadog Models

6 Bank Place, Porthmadog, Gwynedd,
LL49 9AA
T: 01766 238 116

Railways Unlimited

Unit 3, Y Barics, Nantlle, Caernarfon,
Gwynedd, LL54 6BD
T: 01286 882 332

Talyllyn Railway Shop

Wharf Station, Tywyn, Gwynedd, LL36 9EY
T: 01654 710 012
W: www.talyllynrailwayshop.co.uk

Trenarren Models

2 Brynglas Walk, Tywyn, Gwynedd,
LL36 0BB
T: 01654 712 686
W: www.trenarrenmodels.co.uk

Welsh Highland Railway Ltd

Welsh Highland Railway Bookshop,
Tremadog Road, Porthmadog,
Gwynedd, LL49 9DY
T: 01766 513 402
W: www.whr.co.uk

NEATH PORT TALBOT

Dynevor Model Shop

138 Dynevor Rd, Skewen,
Neath Port Talbot, SA10 6TE
T: 01792 812 199
W: www.fishnthingsdirect.com

POWYS

Trainstop

10 High Street, Knighton, Powys,
LD1 1AT
T: 01547 520 673
W: www.trainstop.co.uk

SWANSEA

Holt Model Railways

100 Bishopston Road, Bishopston,
Swansea, SA3 3EW
T: 01792 232 264
W: www.holtmodelrailways.com

Kittle Hobby

Rhongyr Uchaf House, Penycae,
Swansea, SA9 1GD
T: 01639 731 005
W: www.kittlehobby.com

R & R Hobbies

3 Shoppers Walk, Swansea, SA1 3AY
T: 01792 468 749
W: www.randrhobbies.co.uk

War World Scenics

Unit 4, Cwmataw Business Park,
Alloy Industrial Estate, Pontardawe,
Swansea, SA8 4EZ
T: 01792 864 250
W: www.war-world.co.uk

TORFAEN

The Railway Shop

33 Broad Street, Blaenavon, Torfaen,
NP4 9NF
T: 01495 792 263
W: www.railwaymodelshop.co.uk

WREXHAM

Dapol Ltd

Gledrid Industrial Park, Chirk, Wrexham,
LL14 5DG
T: 01691 774 455
W: www.dapol.co.uk

Train Packs



R3300 BR 4-6-2 'Winston Churchill' Battle of Britain Class - Late BR Funeral Train Pack Limited Edition
R3299 Going Home' 70th Anniversary of the end of WWII Train Pack Limited Edition

The Silver Jubilees



R3306 LNER 4-6-2 'Silver Link' A4 Class
R3307 LNER 4-6-2 'Quicksilver' A4 Class
R3308 LNER 4-6-2 'Silver King' A4 Class
R3309 LNER 4-6-2 'Silver Fox' A4 Class

West Country Class



R3115 BR 4-6-2 'Exeter' West Country Class - BR (Early)
R3310 BR 4-6-2 'Bude' West Country Class - BR (Late)

Black 5



R3323 BR 4-6-0 Black 5 Class

King Class



R3330 GWR 4-6-0 'King George V' 6000 Class
R3331 GWR 4-6-0 'King James I' 6000 Class
R3332 BR 4-6-0 'King Edward VIII' 6000 Class, BR (Late)
R3370TTS BR 4-6-0 'King Richard II' 6000 Class, BR (Early) with TTS Sound

Maunsell S15 Class



R3327 SR 4-6-0 Maunsell S15 Class - SR
R3328 BR 4-6-0 Maunsell S15 Class, BR (Early)
R3329 BR 4-6-0 Maunsell S15 Class, BR (Late)

K1 Class



R3305 BR 2-6-0 K1 Class - BR (Early), Weathered

D16/3 Class



R3303 BR 4-4-0 D16/3 Class - BR (Early), Weathered

Fowler 2P Class



R3315 BR 4-4-0 Fowler 2P Class - BR (Late)
R3316 S&DJR 4-4-0 Fowler 2P Class

Adams Radial



R3333 BR 4-4-2T Adams Radial BR (Early)
R3334 BR 4-4-2T Adams Radial BR (Late)
R3335 LSWR 4-4-2T Adams Radial

J50 Class



R3324 LNER 0-6-0T J50 Class
R3325 BR 0-6-0T J50 Class, BR (Early)
R3326 BR 0-6-0T J50 Class, BR (Late)

Class 50



R3263 BR Co-Co Diesel Electric 'Vanguard'
R3264 BR Co-Co Diesel Electric 'Ajax'

Class 71



R3373 BR Class 71 'E5001' NRM - BR Green
R3374 BR Class 71 '71012' - BR Blue
R3375 BR Class 71 'E5022' - BR Green

2-HAL EMU



R3340 BR 2-HAL 2 Car Electric Multiple Unit Train Pack, BR Green, Yellow Front
R3341 BR 2-HAL 2 Car Electric Multiple Unit Train Pack, BR Blue

Collett Coaches



R4679 Collett corridor 3rd class in GWR brown & cream livery
R4680 Collett corridor 3rd class brake - Right hand in GWR brown & cream livery
R4681 Collett corridor 3rd class brake - Left hand in GWR brown & cream livery
R4682 Collett corridor composite - Left hand in GWR brown & cream livery
R4683 Collett corridor composite - Right hand in GWR brown & cream livery
R4684 Collett corridor 3rd class in BR crimson & cream livery
R4685 Collett corridor 3rd class brake - Right hand in BR crimson & cream livery
R4686 Collett corridor 3rd class brake - Left hand in BR crimson & cream livery
R4687 Collett corridor composite - Left hand in BR crimson & cream livery
R4688 Collett corridor composite - Right hand in BR crimson & cream livery

See the entire Hornby product range at www.ehattons.com/hornby

Class 3200 Earl "Dukedog" 4-4-0
Pre-order for £118.96



31-088 9028 in BR black early emblem
31-089 3214 in GWR green with shirtbutton monogram

Patriot Class 4-6-0
Pre-order for £131.70



31-204 5530 'Sir Frank Ree' in LMS crimson

Forthcoming Releases - see them all at w

Wickham Type 27 Trolley Car
Pre-order for £67.96



32-991 Wickham Type Trolley Car with trailer in BR Maroon
32-992 Wickham Type Trolley Car with trailer in BR Engineers yellow
32-993 Wickham Trolley Car with trailer in BR Engineers yellow with wasp stripes

Class 08 Diesel Shunter
Pre-order from £76.46



32-115B 08816 in BR blue with wasp stripes - weathered £84.96
32-119 08907 in DB Schenker red
32-120 13287 in BR plain green early emblem

TON'S



HK01 6000 King George V in GWR green with garter crest



HK02 6019 King Henry V in GWR green with coat of arms



HK03 6021 King Richard II in GWR green with shirtbutton



HK04 6029 King Edward VIII in GWR green wartime green with GW on tender



HK05 6018 King Henry VI in GWR green with GW on tender



HK06 6025 King Henry III in BR ultramarine blue with BRITISH RAIL on tender



HK07 6027 King Richard I in GWR green with BRISH RAIL on tender (weathered)

Specifications

- RP25 wheel profiles
- 21-pin DCC socket with speaker enclosure
- Finely detailed livery variations
- Chemically blackened wheels
- Separately fitted blackened handrails
- NEM pockets with tension lock couplings
- 5 pole coreless motor in 'loco'
- Fully detailed and painted cab interior
- Brake pipes fitted to bufferbeams
- Easily removable bodysell
- Two correct chimney variants
- Turned brass safety valves and whistles
- Etched factory-fitted name and number
- Opening smokebox with interior detail
- Additional detailing pack with oil lamps
- Accurately modelled open frames with cosmetic valve gear
- Close coupling mechanism
- Sprung front bogie
- Accurate cosmetic water scoop
- Correct parallel or tapered sprung buffers
- Factory-fitted drain cock detailing, oil lubricators and etched shedplate
- All wheel pickup
- Weights within boiler
- Fluted connecting rods with oily finish



HK08 6028 King George VI in BR blue with early emblem on tender



HK09 6023 King Edward II in BR blue with early emblem on tender - as preserved



HK10 6009 King Charles II in BR green with early emblem on tender



HK11 6017 King Edward IV in BR green with late crest on tender



HK12 6026 King John in BR Green with late crest on tender



HK13 6005 King George I in BR green with late crest on tender (weathered)



HK14 6024 King Edward I in BR green with late crest on tender - as preserved

Available to pre-order for £169 or £179 for DCC-fitted at ehattons.com/king

www.ehattons.com/bachmannpreorders

Class 90 Electric Pre-order for £119.00



32-610 90023 in Intercity Swallow with 21-pin socket
 32-611 90037 in Railfreight Distribution with 21-pin socket
 32-612 90042 in Freightliner Powerhaul with 21-pin socket
 (Prices estimated - we will notify you if price rises & offer option to cancel)

Class 117 3-car DMU Pre-order for £170.00



35-500 Class 117 3 car suburban DMU in BR green with speed whiskers
 35-501 Class 117 3 car suburban DMU in BR blue & grey
 35-502 Class 117 3 car suburban DMU in Network SouthEast livery
 (Prices estimated - we will notify you if price rises & offer option to cancel)

Class 121 "Bubble Car" DMU Pre-order for £127.50



35-525 Class 121 'Bubble Car' single car DMU in BR green with speed whiskers
 35-526 Class 121 'Bubble Car' single car DMU in BR blue & grey
 35-527 Class 121 'Bubble Car' single car DMU in Network SouthEast livery
 (Prices estimated - we will notify you if price rises & offer option to cancel)

Pre-orders accepted via
credit or debit card only

www.ehattons.com/preorder

17D-Miniatures

E: enquiries@17d-miniatures.co.uk
 W: www.17d-miniatures.co.uk

247 Developments

W: www.247developments.co.uk

Aardstorm-models.com

W: www.aardstorm-models.com

ABC Model Railways

E: info@abcmodelrailways.com
 W: www.abcmodelrailways.com

ABC Modelsport

E: sales@abcmodelsport.co.uk
 W: www.abcmodelsport.net

ABM Railcraft

E: abmrailcraft@gmail.com
 W: www.abmrailcraft.com

Absolute Aspects

E: info@absoluteaspects.com
 W: www.absoluteaspects.com

Ace Products

E: aceproductsinfo@supaworld.com
 W: www.a4ace.supanet.com/contact

ADM Turntables

E: alastair@admturtables.co.uk
 W: www.admturtables.co.uk

Agenoria 0 Gauge

E: agenoria0gauge@gmail.com
 W: www.agenoria0gauge.com

AHB Services

W: www.ahbsewices.co.uk

Aidan Campbell Miniatures

E: aidan@aidan-campbell.co.uk
 W: www.aidan-campbell.co.uk

Air Framed

E: nigel@airframed.co.uk
 W: www.airframed.co.uk

All Components

E: info@allcomponentsltd.co.uk
 W: www.allcomponents.co.uk

Ancorton Models

W: www.ancortonmodels.com

Andy Dayton Wrenn Specialist

W: www.wrennspecialist.co.uk

Anoraks Anonymous

E: anoraksanonymous@googlemail.com
 W: www.anoraksanonymous.weebly.com

A-Part Toys & Models

E: sales@a-parttoys.com
 W: www.a-parttoys.com

ARC Models

E: arcmodels@fmail.net

Ashfield Toyfairs

E: malcolm@tff.co.uk
 W: www.tff.co.uk

Aster Hobbies

E: asteruk@gmail.com
 W: www.asterhobbies.co.uk

Back 2 Bay 6

E: steve@back2bay6.net
 W: www.back2bay6.net

Barleycorn Designs

W: www.barleycorn designs.com

Bestsmodeller

W: www.bestsmodeller.co.uk

Bexley Model Centre

E: shop@bexleymodelcentre.co.uk
 W: www.bexleymodelcentre.co.uk

Blackham Transfers

E: peter@blackhamtransfers.com
 W: www.blackhamtransfers.com

Blackwells of Hawkwell

E: sales@blackwells-miniatures.com
 W: www.blackwells-miniatures.com

Bob Hodges Transport DVD

E: bobatwb@netscape.net
 W: www.bhtransportdvds.co.uk

Box Tunnel Railways

E: boxtunnelrailways@gmail.com
 W: www.boxtunnelrailways.com

Boxfile Dioramas

E: chrisue@btinternet.com
 W: www.boxfiledioramas.org.uk

Branch lines

E: sales@branchlines.com
 W: http://branchlines.blogspot.co.uk/

Brandbright

E: steam@brandbright.co.uk

Brass Masters

E: sales@brassmasters.co.uk
 W: www.brassmasters.co.uk

Bratchell Models

E: info@bratchellmodels.com
 W: www.bratchellmodels.com

Caben Collectables

E: arf@cabencollectables.co.uk
 W: www.cabencollectables.co.uk

Cambridge Train Shop

E: cambridgetrainshop@gmail.com
 W: www.cambridgetrainshop.co.uk

Charles Cantrill Cork Supplies

E: sales@charlescantrill.com
 W: www.charlescantrill.com

Cheshire Models

E: enquiries@cheshiremods.org.uk
 W: www.cheshiremods.org.uk

chuffFers.com

E: sales@chuffers.com
 W: www.chuffers.com

Coastal DCC

W: www.coastaldcc.co.uk

Collectors Corner

E: shedshop@nymr.co.uk
 W: www.nymr.co.uk/shedshop

Colour Rail

E: colourrail@aol.com
 W: www.colourrail.com

Connoisseur Models

W: www.jimmcgown.com

Connoisseur Wrenn

W: www.wrennmodelrailways.com

Contikits

E: geoff@contikits.demon.co.uk
 W: www.contikits.com

Country Scenes and Trees

E: martin.s.wood@gmail.com
 W: www.facebook.com/countryscenes

Craftsman Models

E: sales@craftsmanmodels.co.uk
 W: www.craftsmanmodels.co.uk

CWRailways.com

E: cwrailways@gmail.com
 W: www.cwrailways.com

Darenth Valley Model Railways**W:** www.darenthvalleymodelrailways.co.uk**Dart Castings****E:** enquiries@dartcastings.co.uk
W: www.dartcastings.co.uk**Dave Angell Trains****E:** dave@daveangell.co.uk
W: www.daveangelltrains.co.uk**Dave Bradwell Kits****W:** www.davebradwell.co.uk**DB Models****E:** dbmodels@live.com
W: www.stores.ebay.co.uk/DB-MODELS-LTD**Dereks Transport Books****E:** dereksbooks@btinternet.com
W: www.secondhand-books.co.uk**Direct Train Spares****E:** direct-train-spare@hotmail.co.uk
W: www.direct-train-spare-burnley.co.uk**DJ Modelmaking Services****E:** dja.info@blueyonder.co.uk
W: www.djamodels.moonfruit.com**DoubleO Scenics****W:** www.doubleoscenics.weebly.com**East Anglian Hobbies****E:** mail@eastanglianhobbies.co.uk
W: www.eastanglianhobbies.co.uk**East Kent Models****E:** ekmodels@hotmail.com
W: www.eastkentmodels.co.uk**Edinburgh Vintage Toys****W:** www.edinburghvintagetoys.co.uk**Elaine's Trains****E:** elaine@elaines-trains.co.uk
W: www.elaines-trains.co.uk**Elite Baseboards****E:** info@elitebaseboards.co.uk
W: www.elitebaseboards.co.uk**Ellis Clark Trains****E:** ellis@ellisclarktrains.com
W: www.ellisclarktrains.co.uk**Elmet Images****E:** elmetimages@googlemail.com
W: www.elmetimages.co.uk**EIRO Kits****E:** elrokits@btinternet.com**Express Models****W:** www.expressmodels.co.uk**Ffestiniog & Welsh Highland Railway Shop****E:** shop@ffwhr.com
W: www.festshop.co.uk**Fine Tip****E:** anne@finetip.co.uk
W: www.finetip.co.uk**Folly Models****E:** johnmarkscott@ntworld.com
W: www.follymodels.co.uk**Freestone Model Accessories****E:** sales@freestonemodel.co.uk
W: www.freestonemodel.co.uk**G Scale Online****W:** www.gscaleonline.co.uk**Garden Rail Outlet****E:** info@gardenrailoutlet.co.uk
W: www.gardenrailoutlet.co.uk**Garden Railway Centres Ltd****E:** sales@gardenrailwaycentres.co.uk
W: www.gardenrailwaycentres.info**Ghost-Signs.com****E:** ghostsigns@btinternet.com
W: www.ghost-signs.com**Golden Age Models****W:** www.goldenagemodels.net**Green Scene****W:** www.green-scene.co.uk**H & A Models****E:** sales@hamodels.net
W: www.hamodels.net**Hobby Holidays****E:** phil@hobbyholidays.co.uk
W: www.hobbyholidays.co.uk**Hornby Train Restorations****E:** service@hornby-railway-trains.co.uk
W: www.hornby-railway-trains.co.uk**Howard Scenic Supplies****E:** sales@howardscenicsupplies.co.uk
W: www.howardscenicsupplies.co.uk**IMS-Models.co.uk****W:** www.ims-models.co.uk**Irwell Press****W:** www.irwellpress.com**JDM Models****W:** www.jdmmodels.co.uk**Jennings Models****W:** www.jennings-models.com**The Junction Box****E:** ian@hunter10.plus.com
W: www.thejunctionbox.net**Kendal Kandy Shoppe****E:** gowan@mail.com
W: www.modelsales.co.uk**KJB Models****E:** enq@kjmodels.co.uk
W: www.kjmodels.co.uk**KR Multicase****T:** 0800 6126 430**E:** sales@krmulticase.co.uk
W: www.krmulticase.com

KR Multicase provide the best in model rail storage and transportation for all scales. The KR system uses soft foam for model protection, with hard cases to protect the soft foam. Custom designed trays provide maximum carrying capacity for loco's, carriages and wagons in the wide range of KR cases.

Kytes Lights & Model Enhancements**W:** www.kyteslights.com**L H Loveless****E:** lawrie@loveless.co.uk
W: www.loveless.co.uk**Layouts4U****E:** sales@layouts4u.net
W: www.layouts4u.net**Lees Locos****E:** info@leeslocos.co.uk
W: www.leeslocos.co.uk

**Lytchett Manor Models
inc Gem/ Fleetline**
W: www.lytchettmanor.co.uk
Magictoybox & Drayton Models
W: www.magictoybox.co.uk
Manor Models Railways
E: info@manormodelrailways.co.uk
W: www.manormodelsrailway.co.uk
Marks Models
W: www.marksmodels.org
MC Models & Miniatures
E: contact@mcmodelsandminiatures.com
W: www.mcmodelsandminiatures.com
Metcalfe Models & Toys Ltd
E: info@metcalfemodels.com
W: www.metcalfemodels.com
Middleton Diecast Models
E: info@middletondiecastmodels.co.uk
W: www.middletondiecastmodels.co.uk
Milford Models
W: www.milford-models.co.uk
Model Enthusiasts
W: www.modelenthusiasts.com
The Model Kit Shop
W: www.themodelkitshop.co.uk
Model Lighting Solutions
E: info@modellightingsolutions.co.uk
W: www.modellightingsolutions.co.uk
Model Market Ltd
E: enquiries@modelmarket.co.uk
W: www.modelmarket.co.uk
Model Railway Doctor
E: tjh@modelrailwaydoctor.co.uk
W: www.raildocdemon.co.uk
Model Railway Scenery
E: sales@modelrailwayscenery.com
W: www.modelrailwayscenery.com
Model Roads and Tramways
W: www.modelroadsandtramways.co.uk
Model Trains UK
E: cravenmodels@btconnect.com
W: www.cravenmodels.com
The Model Tree Shop
E: sales@themodeltreeshop.co.uk
W: www.themodeltreeshop.co.uk
The Modelex Shop
E: modelex@aol.com
W: www.modelexmodelrailways.co.uk
Models & More...
E: sales@modelsandmore.net
W: www.modelsandmore.net
Models For Sale Ltd
W: www.modelsforsale.com
Modelshop Woodchurch
W: www.modelshopuk.com
Modeltrains4u
E: enquiries@modeltrains4u.co.uk
W: www.modeltrains4u.co.uk
Morley Controllers
W: www.morleycontrollers.com
MyHobbyStore Retail Ltd
W: www.myhobbystore.co.uk
Mylocsound.com
E: sales@mylocosound.com
W: www.mylocosound.com
Nairnshire Modelling Supplies
W: www.nairnshire-modelling-supplies.co.uk
Natural Scenics Ltd
E: info@naturalscenics.co.uk
W: www.naturalscenics.co.uk
New Modellers Shop
E: info@newmodellershops.co.uk
W: www.newmodellershops.co.uk
Nigel Lawton 009
E: nigel@nigellawton009.com
W: www.nigellawton009.com
North Road Trains
E: northroadtrains@hotmail.co.uk
W: www.northroadtrains.co.uk
North Wales Models
W: www.northwalesmodels.co.uk
Oxford Diecast
E: sales@oxforddiecast.co.uk
W: www.oxforddiecast.co.uk
P & H Models
E: philstrains2005@aol.com
W: www.pandhmodels.com
P L Models Of North Wales
E: plmodels@btopenworld.com
W: www.plmodels.co.uk
Pacific Models
E: ian@pacificstudio.co.uk
W: www.pacificmodels.co.uk
Pendukemodels
E: sales@pendukemodels.co.uk
W: www.pendukemodels.co.uk
Penfro Models
W: www.penfromodels.com
Pete Goss Figures
W: www.petegossrailwaymodelling.co.uk
Phoenix Paints
W: www.phoenix-paints.co.uk
Precision Ice And Snow
E: info@precisioniceandsnow.com
W: www.precisioniceandsnow.com
Railroom Electronics
E: railroom@talktalk.net
W: www.railroomelectronics.co.uk
Railtec Transfers
W: www.railtec-models.com
The Railway Conductor
W: www.therailwayconductor.co.uk
The Railway Shop
E: visitor2@grosmontbookshop.co.uk
W: www.grosmontrailwayshop.co.uk
Ravenstone Model Railways
E: sales@rmrailways.co.uk
W: www.rmrailways.co.uk
Ray's Rails
E: info@raysrails.co.uk
W: www.raysrails.co.uk

Roads and Rails

E: info@roads-and-rails.co.uk
W: www.roads-and-rails.co.uk

Roundhouse Engineering Co.Ltd

E: sales@roundhouse-eng.com
W: www.roundhouse-eng.com

RRR Models

E: sales@rrrmodels.co.uk
W: www.rrrmodels.co.uk

S&D Models

E: enquiries@sanddmodels.co.uk
W: www.sanddmodels.co.uk

Sankey Scenics

W: www.sankeyscenics.co.uk

Sarik Vacform

E: info@sarik-vacform.com
W: www.sarik-vacform.com



Scalascenes

W: www.scalascenes.com

Scalascenes has been the benchmark of quality downloadable card model railway kits since 2005. All of Scalascenes' highly realistic N and OO kits and texture sheets are available for instant download and give you the unique ability to print and build as many times as you like.

Scal-speed

E: scal-speed@btinternet.com
W: www.scal-speed.co.uk

The Sidings

E: jason@thesidingstamworth.com
W: www.thesidingstamworth.com

Simply Southern

E: info@simplysouthern.co.uk
W: www.simplysouthern.co.uk

Slimrails

E: slimrails@btinternet.com
W: www.slimrails.co.uk

Smallbrook Studio

E: mike@smallbrookstudio.co.uk
W: www.smallbrookstudio.co.uk

Smart Models

E: info@smartdesign-u-need.com
W: www.smartmodels.co.uk

ST Publications

E: stpub1@gmail.com
W: www.stpublications.co.uk

Station Signs

E: admin@stationsigns.co.uk
W: www.stationsigns.co.uk

Sunningwell Command Control Ltd

E: info@scc4dcc.co.uk
W: www.scc4dcc.co.uk

Tgauge.co.uk

E: info@tgauge.com
W: www.tgauge.com

Time Tunnel Models

E: office@goldstarstockists.net
W: www.goldstarstockists.net

TMS Models

W: www.tmsmodels.biz

Toy Trader

E: david.hill@toytrader.net
W: www.toytrader.net

Trainmodels.net

W: www.trainmodels.net



The Weathering Works

T: 07747 092772

E: TheWeatheringWorks@gmail.com
W: www.theweatheringworks.co.uk

"As specialists in weathering we can add true realism to your railway. Each piece is individually weathered using an array of techniques and mediums ensuring they really are as unique as the real thing. Weathering service from £5 per wagon and £15 per loco. Please visit our website for details."

Trains and Diecast

W: www.trainsanddiecast.com

TrainTees

E: traintees@googlemail.com
W: www.shop.traintees.co.uk

Trax Controls

E: enquiries@traxcontrols.com
W: www.traxcontrols.com

Tri-angman

E: laurence@tri-angman.co.uk
W: www.tri-angman.co.uk

Ultimate Allocations

E: ultimate.allocations@hotmail.com
W: www.ultimate-allocations.co.uk

Vintage Toys And Toy Trains

E: mike@vintagehornby.co.uk
W: www.vintagehornby.co.uk

Vintage Trains Norwich

E: support@vintagetrainsnorwich.com
W: www.vintagetrainsnorwich.com

Wellington Models

E: wellingtonmodels@yahoo.com
W: www.wellingtonmodels.com



Wickness Models

W: www.wicknessmodels.co.uk

Winco European Model

Railway Specialists

W: www.winco.co.uk

Wizard Models

(inc Comet Models)

E: andrew@modelsignals.com
W: www.wizardmodels.co.uk

York Modelmaking

E: laser@yorkmodelmaking.com
W: www.yorkmodelmaking.co.uk

YouChoos

W: www.youchoos.co.uk

DCC thinking outside the square
concepts



Cobalt iP digital

the ultimate turnout motor

...for both dc and dcc modellers

Cobalt iP Digital works equally well either way, so it really does not matter if you choose to drive the trains with DC or DCC...

Cobalt iP Digital always comes up trumps!

Just as happy on either 12~23v DC or DCC, the versatile Cobalt iP Digital is easy to install and it is simple to connect as it needs no soldering.

It has two built-in SPDT changeover switches you can use for point frogs, signals or control panel lights too, so there is nothing else to buy, install, tweak or adjust once it is installed!

Control is very versatile... and very simple!

DCC modellers can use full computer control, macros or routes, a conventional local control panel or their handset... or all of them at once.

DC modellers can stay traditional and use stud and probe, Diode matrix or just two simple low cost push-button switches.... It does not care.

Or BOTH DC and DCC modellers can choose to use The New Cobalt α Alpha Digital encoder.

This clever new product simply converts all kinds of traditional switching methods

To "digital input devices" and it lets you connect your control panel to your DC or DCC layout...

With only TWO wires!



Cobalt iP Digital is compact, smooth and almost totally silent. Beautifully engineered and designed to last, it is supplied with a lifetime Warranty.



Cobalt point motors and all other DCCconcepts products are distributed world-wide by DCCconcepts Pty. Ltd
3/13 Lionel St, Naval Base WA 6165 Australia P+61 8 9437 2470 F+61 8 9437 2471 www.dccconcepts.com

DCCconcepts welcomes Retailer & Distributor enquiries. In the UK, DCCconcepts products are distributed by Gaugemaster Controls Ltd., Ford Rd, Arundel BN18 0BN Ph. +44 1903 884 488 www.gaugemaster.com

Southern Office and Showroom
15, Liberty Close, Woodbridge Ind. Park,
Three Legged Cross, WIMBORNE, Dorset, BH21 6SX
Tel: 01202 826308 - Fax: 01202 829706
E-mail: southsales@ayrey.co.uk

JOHN AYREY
01202 826308



Head Office and Main Showroom
Bentley House, 202 Market Street, SHIPLEY
West Yorkshire, BD18 2BY
Tel: 01274 594119 - Fax: 01274 531505
E-mail: ayrey@msn.com - Web: www.ayrey.co.uk

WE ARE 'TRADE ONLY'
RETAIL CUSTOMERS PLEASE CONTACT
A LOCAL MODEL SHOP OR VISIT OUR
WEBSITE - WWW.AYREY.CO.UK

OXFORD

ORT6AR001 - ADAMS RADIAL 30583 - LATE BR
ORT6AR002 - ADAMS RADIAL 30584 - EARLY BR
ORT6AR003 - ADAMS RADIAL 488 - LSWR

78FTC001 - FORD TRANSIT CONNECT
'ROYAL MAIL' 1:76 SCALE

78BSA002 - BSA MOTORCYCLE
'RAC' 1:76 SCALE

78VW024 - VW BAY WINDOW
BUS & SURFBOARDS 1:76 SCALE

FEAR 351
BODIN 351
COVENTRY 351
WELFORD 351
LEAMINGTON 351
ARLEY COLLIERY 351

B-T Models

DA95 - LEYLAND FG VAN
'CO-OP BAKERY' - circa 1966 - 1976
(1:148 SCALE 'N' RANGE ALSO AVAILABLE)

DA93 - ARTICULATED VAN
'GREEN SHIELD STAMPS'
circa 1975 - 1985

B1150, B115A & B115C - BRISTOL LODEKKA
3 VERSIONS 'HANTS & DORSET' circa 1956 - 1981

1:76 SCALE 'OO'

Heki

3124 - PAIR OF
SINGLE TUNNEL
PORTALS (HO)

GRASS MAT,
HEDGE,
PAVEMENT & ROAD

1740 - OAK
TREE (18cm)

RANGE OF TREES, HEDGES, SCATTER,
ROADS AND OTHER SCENIC ITEMS

20.175.01 - DOUBLE DECK
3 CAR SET DRIVING CAR
& 2 COACHES (HO)

50.197 - NORWEGIAN
FISHING BOAT 'FRAMTID 1'
(RESIN KIT HO)

1:87

10.112 - GOODS DEPOT/
WAREHOUSE - UNPAINTED
RESIN KIT (HO)

14.152 - LADDER HANDCART
UNPAINTED RESIN KIT (1:160 - N)

Artitec
WWW.ARTITEC.NL

**SUPERB RANGE OF READY MADE
MODELS & KITS FROM HOLLAND
IN SCALES 'Z', 'N' & 'HO'**

**FULL RANGE OF SCENERY,
VEHICLES, BUILDINGS &
NARROW GAUGE RAILWAYS**

BUSCH

1045 - COAL STOCKPILE
& LOADER SET

WE HAVE 'TRADE ONLY' CASH AND CARRY SHOWROOMS IN WEST YORKS & DORSET - OR WE CAN DELIVER TO ANYWHERE IN THE UK OR WORLDWIDE - THE UK'S LEADING DIE-CAST WHOLESALE -

To advertise in
Hornby Magazine,
please call **Tom Lee**
or **Ben Harrison** on
01780 755131

HORNBY magazine

FREE 2015 TOP WIN CLASS 66

WIN 1001 PRIZES

100 ideas tips and techniques

RETTFORD

100 Celebrating 100 issues

Amazing CREATIONS!

Large scale MARVEL

FREE 2015 TOP WIN CLASS 66

EDITORIAL

Editor: Mike Wild
Assistant Editor: Mark Chivers
Designer: Debbie Walker
Co-ordinator: Sue Lloyd

ADVERTISING

Advertising Manager: Tom Lee
Email: tom.lee@keypublishing.com
Telephone: 01780 755131
Mobile: 07969 471756
Sales Executive: Ben Harrison
Email: ben.harrison@keypublishing.com
Telephone: 01780 755131
Advertising Production: Cheryl Thornburn
Tel: 01780 755131 **Fax:** 01780 757261
Email: cheryl.thornburn@keypublishing.com

PUBLISHING

Publisher: Adrian Cox
Managing Director: Adrian Cox
Commercial Director: Ann Saundry
Group Marketing Manager: Martin Steele
Chairman: Richard Cox

KEY
PUBLISHING

Registered Office: Units 1-4, Gwash Way Industrial Estate, Ryhall Road, Stamford, Lincolnshire PE9 1XP

© Key Publishing Ltd 2015

All rights reserved. The entire contents of the Hornby Magazine Dealer Directory is © copyright, and no part of it may be reproduced or transmitted in any means or stored on any form of retrieval system without the prior permission of the publisher. While every effort has been made to ensure that the contents are accurate at the time of going to press, the publisher is not liable for any inaccuracies herein. HORNBY is a registered trade mark of Hornby Hobbies Limited and is used under licence.

HORNBY

magazine

FREE '00' BUS DEPOT KIT **WIN 100! PRIZES!**

HORNBY

magazine

Issue 100 October 2015 USA \$12.99 CAD \$12.99 AUS \$11.95 UK £4.20

100

Ideas tips and techniques
Celebrating 100 issues

RETTFORD

The east coast in 4mm scale

FIRST REVIEWS
Hornby's 'S15'
Maunsell's bright 4-6-0 makes its debut for '00' gauge

EXCLUSIVE

PLUS:

- HORNBY CROSTI '9F' IN '00'
- KERLOW '02' FOR '00'
- BACHMANN 'A2' IN 'N'

WE SHOW YOU HOW

- Weather grain wagons
- Build simple signals
- Install sound in a '700'

ALSO FEATURING

- BIGBURY**
Southern Railway in '00'
- GOATHLAND**
Preservation in the north
- PEAK DISTRICT**
TRAM FORMATIONS

ROYAL 'SCHOOLS'
PREPARING FOR A DAY AT THE RACES

RAILWAY REALISM
THE STORY OF THE MARGATE

100 DIGIT
RAILWAYS IN PHOTOGRAPHY

Hornby Magazine's TOP 100 MODELS Revealed!

JUST £4.20



For our latest subscription deals visit

Hornby Magazine takes a unique approach to model railways with both the relatively inexperienced and the seasoned modeller in mind. Unique step-by-step guides offer modellers hints and tips on how to get the most from the hobby. The very best photography and all the very latest news inspire and inform modellers of all abilities.

Hornby Magazine is dedicated to promoting this most rewarding of hobbies, introducing it to newcomers and those returning to the hobby. It is written by enthusiasts for enthusiasts - the editorial and publishing team are all active modellers who care passionately about the hobby.



ALSO AVAILABLE IN DIGITAL FORMAT:



DOWNLOAD NOW

FREE APP

with sample issue

IN APP ISSUES £2.99



SEARCH **HORNBY MAGAZINE**

Available every second Thursday of the month from **WHSmith** and other leading newsagents

AVAILABLE ON:

Available on
BlackBerry

Available on
iTunes

Available on
kindle fire

Available on the
App Store



Available on
PC, Mac & Windows 8



Available on
Google play

Requirements for app: registered iTunes account on Apple iPhone 3G, 3GS, 4S, 5, 6, iPod Touch or iPad 1, 2 or 3. Internet connection required for initial download.

Published by Key Publishing Ltd. The entire contents of these titles are © copyright 2015. All rights reserved. App prices subject to change. Prices correct at time of going to press.

Available on PC, Mac, BlackBerry, Windows 8 and kindle fire from

pocketmags.com

www.hornbymagazine.com

ENGLAND**31A (Cambridge) Model Railway Club**

Cambridgeshire
T: 01284 700 219
W: www.cambridge31a-mrc.org.uk

32a Model Railway Club

Norfolk
T: 01692 598 464
W: www.32amrc.co.uk

A19 Model Railway Club

Tyne and Wear
T: 0191 455 526
W: www.a19modelrailwayclub.org

**Abingdon and District
Model Railway Club**

Oxfordshire
T: 01235 523 524
W: www.admrc.org.uk

Alfreton Model Railway Society

Derbyshire
T: 07838 002 459

All Rounders Model Railway Club

Warwickshire
T: 024 7672 9731

Alnwick Model Railway Club

Northumberland
T: 01670 787 184
W: www.alnwickmodelrailwayclub.co.uk

Alsager Railway Association

Cheshire
T: 07747 087 050
W: www.alsager railwayassociation.co.uk

Alton Model Railway Group

Hampshire
W: www.altonmrg.co.uk

**Amersham and Chorleywood
Model Railway Society**

Hertfordshire
T: 01494 873 570

Andover Model Railway Club

Hampshire
W: www.amrc.hampshire.org.uk

**Association of 16mm Narrow
Gauge Modellers**

Cambridgeshire
W: www.nationalgardenrailwayshow.org.uk

**Association of Larger Scale
Railway Modellers**

Lancashire
W: www.alsrm.org.uk

**Association of South Essex
Railway Modellers**

Essex
T: 01277 225 206

**Banbury and District Model
Railway Club**

Oxfordshire
T: 01295 250 463
W: www.bdmrc.co.uk

Barnsley Model Railway Club

South Yorkshire
T: 07774 806 487
W: www.barnsleymrc.org.uk

Barnstaple Model Railway Club

Devon
T: 01271 370 654

Barrow Hill Roundhouse Centre

Derbyshire
W: www.barrowhill.org

Basildon Model Railway Club

Essex
T: 01268 411 603
W: www.basildon-mrc.org.uk

**Basingstoke and North Hampshire
Model Railway Society**

Hampshire
T: 07554 010 054
W: www.bnhmrs.hampshire.org.uk

**Bassetlaw (North Notts) Railway
Society**

Nottinghamshire
T: 07768 347 456
W: www.bnmrs.net

**Beaconsfield and District
Model Railway Club**

Buckinghamshire
T: 01763 643 724
W: www.beaconsfieldmrc.org

**Beckenham and West Wickham
Model Railway Club**

Kent
T: 07545 469 610
W: www.bwwmrc.co.uk

Belper Model Railway Group

Derbyshire
T: 01283 703 300
W: www.bmrg.coffeecup.com

Bentley Model Railway Group

Wiltshire
T: 01249 463 365
W: www.chippenhammrs.org.uk

Bexhill-on-Sea Model Railway Club

East Sussex
T: 01424 843 379
W: www.bexhillmrc.org.uk

Billerica Model Railway Group

Essex
T: 01268 566 450
W: www.billericaymrg.org

Bingham Model Railway Club

Nottinghamshire
W: www.bingham-model-rail.co.uk

Birtley Model Railway Engineers

Tyne and Wear
T: 0191 371 1264

Bishop's Stortford Railway Society

Hertfordshire
T: 07925 581 351
W: www.tinyurl.com/bsrailsoc

**Blackburn and East Lancs
Model Railway Society**

Lancashire
T: 01254 761 657

**Blackpool and North Fylde Model
Railway Club**

Lancashire
T: 01253 823 951
W: www.blackpoolandnorthfyldemrc.co.uk

Blandford Forum Railway Club

Dorset
T: 01258 861 638
W: www.pbrmrc.kk5.org

**Bloxwich (St John's) Model Railway
Club**

West Midlands
T: 01922 475 557

Blyth and Tyne Model Railway Society

Tyne and Wear
T: 07900 431 042
W: www.btmrs.co.uk

Bodmin & District Model Railway Club

Cornwall
T: 01752 510 624

Bognor Regis Model Railway Club

West Sussex
T: 01243 555 065
W: www.brmrc.co.uk

Border Railway Society

Cumbria
W: www.borderrailwaysociety.org

Boston Model Railway Society

Lincolnshire
T: 07958 137 122

Bournville Model Railway Club

West Midlands
W: www.bournvillermc.co.uk

Bracknell Railway Society

Berkshire
T: 07543 679 256
W: www.bracknellrailwaysociety.co.uk

Bradford Model Railway Club

West Yorkshire
T: 01274 698 861
W: www.bradfordmrc.org.uk

Braintree and Halstead Model Railway Club

Essex
T: 01787 222 920
W: www.braintree-halsteadmrc.co.uk

Brambleton Model Railway Club

Hertfordshire
T: 01763 261 250
W: www.brambleton.co.uk

Bridlington (Area) Railway Modellers and Train Enthusiasts Society

East Yorkshire
T: 01262 603 309
W: www.bridmodelrail.org.uk

Bridlington Model Railway Society

North Yorkshire
T: 01723 891 416
W: www.bridrailmodellers.com

Bridport and District Model Railway Club

Dorset
T: 01308 861 754

Brighton Model Railway Club

East Sussex
T: 01273 771 929
W: www.brightonmrc.com

Bristol Brunel Model Railway Club

Avon
W: www.bristolbrunelmodelrailwayclub.co.uk

Bristol East Model Railway Club

Bristol
T: 0117 976 3329
W: www.bristoleastmrc.tripod.com

Bristol O Gauge Group

Bristol
T: 0117 983 6036
W: www.bogg7mmexhibition.com

Broadland Model Railway Club

Norfolk
T: 01493 700 226

Burgess Hill Model Railway Club

West Sussex
T: 01444 232 638
W: www.burgesshillmrc.org.uk

Burnham and District Model Railway Club

Somerset
T: 07780 796 741
W: www.burnhamanddmrc.co.uk

Burton Railway Society

Staffordshire
T: 01283 221 537
W: www.burtonrailwaysociety.co.uk

Bury St Edmunds Model Railway Club

Suffolk
T: 01359 250 351
W: www.burystedmundsmrc.com

Carlton Railway Society

East Yorkshire
T: 07936 321 108

Carpenders Park Modellers

Hertfordshire
T: 0208 421 4199
W: www.carpendersparkmodellers.org.uk

Carshalton & Sutton Model Railway Club

Surrey
T: 01342 712 078
W: www.csmrc.co.uk

Chatham and District Model Railway Club

Kent
T: 07552 777 718
W: www.chatham-mrc.com

Chelmsford and District Model Railway Club

Essex
T: 01245 283 622
W: www.chelmsford-and-district-mrc.webs.com

Chelmsford Model Railway Club and Mangapps Railway

Essex
T: 01277 225206
W: www.mangapps.co.uk

Cheltenham Great Western Modellers Group

Gloucestershire
T: 01242 517 788
W: www.cheltmodrail.org.uk

Chesham Model Railway Club

Buckinghamshire
T: 01494 785 865

Chester Model Railway Club

Cheshire
T: 07961 040 363
W: www.chestermodeilrailwayclub.com

Chesterfield Railway Modellers

Derbyshire
T: 01246 271 099
W: www.chesterfieldrailwaymodellers.co.uk

Chichester and District Society of Model Engineers

West Sussex
T: 07954 051 594
W: www.cdsme.co.uk

Chiltern Hills Vintage Train Group

Hertfordshire
T: 01494 782 347

Chiltern Model Railway Association

Hertfordshire
T: 01438 715 580
W: www.cmra.org.uk

Christchurch Model Railway Club

Dorset
T: 01202 486 802
W: www.christchurchmrc.org.uk

**City of Canterbury Model
Railway Society**

Kent
T: 01227 738 789
W: www.ccrrs.co.uk

Clay Cross Model Railway Society

Derbyshire
T: 01246 568 748
W: www.cxmrs.org.uk

Cleethorpes Model Railway Society

Lincolnshire
T: 07935 762 320
W: www.cleethorpesmodelrailway.co.uk

Cleveland Model Railway Club

North Yorkshire
T: 07864 880 242
W: www.cleveland-mrc.org.uk

**Colchester & District Model
Railway Club**

Essex
T: 01376 570 156
W: www.colchestermrc.org

**Corby and District Model
Railway Society**

Northamptonshire
T: 07505 377 956
W: www.cdmrs.co.uk

Cradley Heath Model Railway Club

West Midlands
T: 07583 360 313
W: www.tinyurl.com/cradleyhmrc

**Craven Arms and District
Model Railway Club**

Shropshire
T: 01588 672 145

Crawley Model Railway Society

West Sussex
T: 07411 353 757
W: www.crawleymrs.org.uk

**Crewe Model Railway
& Engineering Society**

Cheshire
T: 01270 505 781
W: www.crewemrs.webs.com

Croydon Model Railway Society

Surrey
T: 020 8655 1817
W: www.croydonmrs.org.uk

Culm Valley Model Railway Club

Devon
T: 01884 840 369
W: www.cvmrc.co.uk

Darlington Model Railway Club

County Durham
T: 01748 825 163

Dartford Model Railway Group

Kent
W: www.dartfordmrg.btck.co.uk

Daventry Model Railway Club

Northamptonshire
T: 07773 275 428
W: www.daventrymrc.org

De Havilland Model Railway Society

Hertfordshire
T: 01707 266 368

Derwent Railway Society

Cumbria
W: www.trainweb.org/drs

Diesel and Electric Modellers United

Staffordshire
W: www.demu.org.uk

Diss & District Model Railway Society

Suffolk
T: 01359 250 739

**Doncaster & District Model
Railway Club**

South Yorkshire
T: 01302 885 620

**Dorking and District Model
Railway Club**

Surrey
T: 01737 762 620

**Durham & District Model
Railway Society**

County Durham
W: www.durham-district-mrs.webs.com

East Beds Model Railway Society

Bedfordshire
T: 01626 864 942
W: www.ebmrs.org.uk

East Dorset Area 'N' Gauge Group

Hampshire
T: 01202 546 679
W: www.bmre.org.uk

East Grinstead Model Railway Club

West Sussex
T: 01342 314 228
W: www.egmrc.org.uk

**East Ham and District Model
Railway Club**

Essex
T: 07984 820 499
W: www.ehmrc.org.uk

East Hayling Light Railway Society

Hampshire
T: 07775 696 912
W: www.haylingseasiderailway.com

**East Kent Model Railway
Society (Whitstable)**

Kent
T: 01227 275 157

East London Model Railway Group

Greater London
T: 07484 311 506

East Surrey Model Railway Club

Surrey
T: 01737 771 667

East Surrey N-Gauge

Surrey
T: 01737 764 217
W: www.esng.co.uk

Ebor Group of Railway Modellers, York

West Yorkshire
T: 07919 228 825

**Egham and Staines Model
Railway Society**

Surrey
T: 07503 164 208
W: www.esmrs.co.uk

Elham Valley Model Railway Club

Kent
W: www.evmrc.jimdo.com

The Elizabethan Railway Society

Nottinghamshire
T: 01773 590208 or 07870 120463
W: www.elizabethanrailwaysociety.co.uk

Ellesmere Model Railway Club

Shropshire
T: 01691 623 102
W: www.ellesmere-modelrailwayclub.weebly.com

Ely and District Model Railway Club

Cambridgeshire
T: 01480 454 857
W: www.elymrc.org.uk

EM Gauge Society

Berkshire
T: 01895 676 282
W: www.emgs.org

Enfield Town Model Railway Club

London
T: 01992 639 361
W: www.enfield-town-mrc.org.uk

Enfield Whitewebbs Railway Modellers

Middlesex
T: 020 8508 1938

Epping Railway Circle

Essex
T: 0208 508 1764
W: www.eppingrailwaycircle.com

Epsom and Ewell Model Railway Club

Surrey
T: 01483 576 274 (evenings)
W: www.eemrc.org.uk

Eridge & Tunbridge Wells Model Railway Society

Kent
T: 01892 510 794

Erith Model Railway Society

Kent
T: 07736 560 956

Exe Model Railway Society

Devon
T: 01392 421 906
W: www.exemrs.co.uk

Exmoor Coast Railway Modellers

Somerset
T: 01643 706 736

Falmouth Society of Railway Modellers

Cornwall
T: 01326 312 338
W: www.fsrm.weebly.com

Fareham & District Model Railway Club

Hampshire
W: www.fareham-mrc.org.uk

Farnham and District Model Railway Club

Surrey
T: 0207 760 582
W: www.farnhammrc.org.uk

Faversham Model Railway Club

Kent
T: 07931 589 001
W: www.favershammrc.org.uk

Felixstowe Area N Gauge Group

Suffolk
T: 01394 277 211
W: www.felixstowengauge.org.uk

Folkestone Hythe and District Model Railway Club

Kent
T: 01303 239 889
W: www.folkestone-mrc.com

Forest of Dean Model Railway Club

Gloucestershire
T: 01594 543 264
W: www.fodmrc.co.uk

Furness Model Railway Club

Cumbria
T: 01229 583 595
W: www.furnessmrc.webs.com

G Scale Society

Staffordshire
T: 01902 752 061
W: www.gscalesociety.com

Gainsborough Model Railway Society

Lincolnshire
T: 01427 615 871
W: www.gainsboroughmodelrailway.co.uk

Gauge O Guild

Northamptonshire
W: www.gauge0guild.com

Glossop & District Model Railway Club

Greater Manchester
T: 01457 863 309

Gosport Model Railway Club

Hampshire
W: www.nmrabr.org.uk

Grantham Railway Society

Lincolnshire
T: 01476 407 569

Gravesend Railway Enthusiasts Society

Kent
T: 07821 254 232
W: www.gres.org.uk

Greenwich and District Narrow Gauge Railway Society

Kent
T: 020 8657 4528
W: www.gdngrs.com

Gresley and Wychnor Model Railway Group

Derbyshire
T: 01283 376 609

Guildford's Astolat Model Railway Club

Surrey
T: 01483 722 098
W: www.astolatmrc.co.uk

Halifax Model Railway Club

West Yorkshire
T: 01422 371 489
W: www.halifaxmrc.co.uk

Hampton Court Model Railway Society

Surrey
T: 020 8949 3431
W: www.hamptoncourtmrs.com

Harrogate Model Railway Club

North Yorkshire
T: 01423 521 542

Hartlepool Model Railway Group

County Durham
T: 07956 063 807

Hastings & St Leonards Model Railway Club

East Sussex
T: 01424 753 684
W: www.hastingsmrc.org.uk

Hayle Model Railway Club

Cornwall
W: www.haylemrc.org.uk

The Haywoods Permanent Way Railway Society

Staffordshire
T: 01889 881 561
W: www.hpw-railway.org.uk

Hazel Grove and District Model Railway Society

Lancashire
T: 0161 4775 565
W: www.hgdmsr.org.uk

**Hemel Hempstead Model
Railway Society**

Hertfordshire
T: 01442 833 525
W: www.hhmrs.org

Heywood Model Railway Group

Greater Manchester
T: 07732 781 989
W: www.hmrg.co.uk

**High Wycombe and District
Model Railway Society**

Buckinghamshire
T: 07929 905 502
W: www.hwdmrs.org.uk

Hillingdon Railway Modellers

London
T: 020 8368 4090
W: www.hillingdonrailwaymodellers.co.uk

Hindley Green Model Railway Society

Greater Manchester
T: 07830 839 718
W: www.hindleygreenmrs.weebly.com

Hoddesdon Model and Railway Club

Hertfordshire
T: 01707 898 420
W: www.hoddesdonmrc.co.uk

Hoo Peninsula Model Railway Club

Kent
W: www.hpmrc.co.uk

Horsham Model Railway Club

West Sussex
T: 079 123 688 05
W: www.horshammrc.org.uk

Huddersfield Railway Modellers

West Yorkshire
T: 07950 425 782
W: www.huddsrailwaymodellers.org

Hull Miniature Railway Society

East Yorkshire
T: 01552 635 885
W: www.hullmrs.org

**Ilford & West Essex Model
Railway Club**

Essex
T: 01708 701 290
W: www.iwemrc.org.uk

Ilfracombe Model Railway Society

Devon
T: 01271 864 677

**Ilkeston (Woodside)
Model Railway Club**

Nottinghamshire
T: 01773 712 648

Ipswich Railway Modellers Association

Suffolk
T: 01473 251 017
W: www.irma.org.uk

Isle of Purbeck Model Railway Group

Dorset
T: 01929 427 015

Isle of Thanet Railway Society

Kent
T: 01843 835 587

Ivanhoe Model Railway Society

Leicestershire
W: www.ivanhoe-mrs.co.uk

The Junction 72A Model Railway Club

Devon
T: 07989 178 741
W: www.thejunction72amrc.weebly.com

Keighley Model Railway Club

West Yorkshire
T: 07771 565 617
W: www.keighley-mrc.org.uk

**Kempston and District Model
Railway Society**

Bedfordshire
T: 07795 251 988

Kenavon Railway Society

Berkshire
T: 07760 285 383
W: www.kenavon.org.uk

Kendal Model Railway Club

Cumbria
T: 01539 725 450
W: www.kendalmrc.org

**Kettering and District
Model Railway Society**

Northamptonshire
T: 07880 033 612

Kings Lynn Model Railway Club

Norfolk
T: 01553 762 955

Kingswood Model Railway Group

Kent
T: 01622 843 132

**Lancashire and Yorkshire DCC
Model Rail Group**

Lancashire
T: 07796 176 018
W: www.lydcc.org.uk

**Leamington and Warwick
Model Railway Society**

Warwickshire
W: www.lwmrs.co.uk

Leeds Model Railway Society

West Yorkshire
T: 07913 901 769
W: www.leedsrms.org

Leicester Model Railway Group

Leicestershire
T: 0116 253 8211

Leigh Model Railway Society

Greater Manchester
T: 01942 707 091

Leominster Model Railway Group

Herefordshire
T: 01568 760 309

Letchworth Model Railway Society

Bedfordshire
T: 01438 725 707
 (between 6pm and 7pm only please)
W: www.letchworthmrs.org.uk

Leyland Model Railway Club

Lancashire
T: 07712 222 462
W: www.leylandmrc.com

Lichfield & District Model Railway Club

Staffordshire
T: 01283 761 656

Lincoln & District Model Railway Club

Lincolnshire
T: 01507 442 002
W: www.ladmrc.co.uk

**Liphook and District Model
Railway Club**

Hampshire
T: 01428 741 551

Liverpool Model Railway Society

Merseyside
T: 0151 526 1574
W: www.lmrs.org.uk

Loddon Vale Model Railway Club

Berkshire
T: 0118 988 2035
W: www.lvmrc.co.uk

Luton Model Railway Club

Bedfordshire
T: 01582 413 200
W: www.lutonmodelrailwayclub.org.uk

Lutterworth Railway Society

Leicestershire
T: 01788 310 354

Macclesfield Model Railway Group

Cheshire
T: 07796 457 978
W: www.macclesfieldmrg.org.uk

Manchester Model Railway Society

Greater Manchester
W: www.mmrs.co.uk

**Mansfield St Peter's Model
 Railway Group**

Nottinghamshire
T: 01632 469 068
W: www.mansfieldmodelrailway.co.uk

March and District Model Railway Club

Cambridgeshire
T: 01353 663 024
W: www.mdmmc.co.uk

Market Deeping Model Railway Club

Lincolnshire
T: 01778 344 991
W: www.mdmmc.co.uk

**Marlow, Maidenhead and District
 Model Railway Club**

Berkshire
T: 07919 533 550
W: www.mmdmrc.org.uk

Maryport Model Club

Cumbria
T: 01900 813 661

Melton Mowbray Model Railway Club

Leicestershire
T: 01664 566 791

Mere and District Railway Modellers

Wiltshire
T: 01747 861 977

Merseyside Model Railway Society

Merseyside
T: 07712 140 422
W: www.merseysidemrs.co.uk

Mickleover Model Railway Group

Derbyshire
T: 01332 512 580
W: www.mmrg.org.uk

Mid Essex Model Railway Club

Essex
T: 01277 216 098

Mid Kent Model Railway Group

Kent
T: 07595 255 150

Middlesbrough Model Railway Club

Cleveland
W: www.mboromrc.com

Middleton Railway Trust

West Yorkshire
T: 0845 680 1758
W: www.middltonrailway.org.uk

Midland Railway Trust

Derbyshire
W: www.midlandrailex.co.uk

Millom Railway and Scale Modellers

Cumbria
T: 01229 774 930

Milton Keynes Model Railway Society

Buckinghamshire
T: 01494 773 759
W: www.mkmmrs.org.uk

**Morecambe and Heysham
 Model Railway Club**

Lancashire
W: www.mandhmrc.com

**N Gauge Society Yorkshire
 Area Group**

North Yorkshire
W: www.yorkshirengauge.org.uk

**Nailsea and District Model
 Railway Club**

Somerset
T: 01934 425 075
W: www.nailsea-district-mrc.co.uk

The Narrow Gauge North Group

West Yorkshire
T: 01632 469 068
W: www.narrowgauenorth.org.uk

Neepsend Model Railway Society

South Yorkshire
W: www.neepsendmrs.weebly.com

New Forest Model Railway Society

Hampshire
T: 01425 673 668
W: www.nfmrms.co.uk

**New Mills and District
 Railway Modellers**

Derbyshire
T: 01663 740 828
W: www.nmdrm.co.uk

Newbury Model Railway Club

Berkshire
W: www.newburymrc.co.uk

**Newcastle and District Model
 Railway Society**

Tyne and Wear
T: 07957 644 677
W: www.newcastlemodelrailway.org.uk

**Newhaven and District Model
 Railway Club**

East Sussex
T: 07812 060 028
W: www.newhavendmrc.com

**Norfolk & Suffolk Narrow
 Gauge Modellers**

Suffolk
T: 01502 471 760
W: www.nsgnm.org.uk

**Normanton and Pontefract
 Railway Modellers Society**

West Yorkshire
T: 07964 379 155
W: www.nprms.org

**North Cornwall and Devon
 Model Railway Club**

Cornwall
T: 01566 772 667

North Downs Model Railway Circle

Surrey
T: 07758 458 827
W: www.ndmrc.info

North Kent Model Railway Group

Kent
T: 07803 629 235

North Road Railway Club

Devon
T: 01572 672 374

**Northampton and District
Model Railway Club**

Northamptonshire
T: 01604 890 275
W: www.ndmrc.org.uk

Northants Model Makers

Northamptonshire
W: www.northantsmodelmakers.org.uk

Northolt Model Railway Club

Middlesex
T: 07713 22 756
W: www.northolt-mrc.org.uk

Norwich Model Railway Club

Norfolk
T: 01508 492 917
W: www.norhams.org.uk

Nottingham Model Railway Society

Nottinghamshire
T: 07724 696 006
W: www.nottingham-modelrailway.org.uk

**Nottingham Woodthorpe
Model Railway Club**

Nottinghamshire
T: 01159 621 153 / 01623 451 004
W: www.woodthorpe-modelrailwayclub.co.uk

Olney Model Railway Club

Buckinghamshire
T: 01234 241 686
W: www.olneymrc.org.uk

One Model Railway Club

Suffolk
T: 07900 983 508
W: www.onemrc.co.uk

Ormesby Hall Model Railway Group

Middlesbrough
W: www.ormesbyhallmrg.co.uk

**Orpington and District Model
Railway Society**

Greater London
T: 07733 461 477
W: www.orpingtonmodelrail.org.uk

**Oxford and District Model
Railway Club**

Oxfordshire
W: www.oxfordmrc.org.uk

Pendle Forest Model Railway Society

Lancashire
T: 07770 331 348
W: www.pfmrs.org.uk

Pennine Model Railway Society

West Yorkshire
T: 01484 511 290

**Perth Green (Jarrow) Model
Railway Club**

Tyne and Wear
W: www.perthgreenmrc.org

**Peterborough (Viscount)
Model Railway Club**

Cambridgeshire
T: 01733 564 705

Pevensey Bay Model Railway Club

East Sussex
T: 01323 763 590
W: www.pevenseybaymrc.co.uk

Platform 3 Model Railway Society

Shropshire
T: 01743 761 201

Plym Valley Railway Association

Devon
T: 01752 880 668
W: www.plymrail.co.uk

Plymouth 'G' Scale Group

Devon
T: 01752 361 687

**Plymouth and District Model
Railway Club**

Devon
T: 07896 251 196
W: www.plymouthmrc.co.uk

**Poole and District Model
Railway Society**

Dorset
T: 01929 462 046

Poynton Railway Modellers

Cheshire
T: 07871 185 806

**Preston and District Model
Railway Society**

Lancashire
T: 07775 326 204
W: www.prestonanddistrictmrs.org.uk

Railway Enthusiasts' Club

Hampshire
T: 01252 542 574
W: www.rec-farnborough.org.uk

Rainhill Model Railway Club

Merseyside
T: 01925 226 266
W: www.rainhillmrc.org.uk

Ramsbottom Model Railway Club

Lancashire
T: 07949 559 907
W: www.ramsbottommrc.org.uk

Redditch Model Railway Club

Worcestershire
T: 01527 540 289
W: www.redditch-mrc.com

Redruth Model Railway Club

Cornwall
T: 01209 821 606

Risborough and District**Model Railway Club**

Buckinghamshire
T: 01844 275 748
W: www.rdmrc.org.uk

Rochdale Model Railway Group

Lancashire
T: 01629 582 598
W: www.rmr.org.uk

Romford Model Railway Society

Essex
T: 07946 615 381

Romiley Methodist Railway Modellers

Lancashire
T: 0161 406 7572
W: www.rmmr.urwick.co.uk

**Romsey and District Railway
Modellers Society**

Hampshire
W: www.rdms.hampshire.org.uk

**Royston and District Model
Railway Club**

Hertfordshire
W: www.roystonmrc.co.uk

Runnymede Model Railway Club

Surrey
W: www.runnymedemodellrailwayclub.com

Rusper Model Railway Club

Greater London
W: www.ruspermrc.co.uk

Saffron Walden Model Railway Club

Essex
T: 01799 521 029

**Salisbury and South Wiltshire
Railway Society**

Wiltshire
T: 07768 448 369
W: www.sswrs.org.uk

Sandown Railway Enthusiasts Club

Isle of Wight
T: 01983 405 046

Scalefour Society

Gloucestershire
W: www.scalefour.org

**Scarborough and District
Railway Modellers**

West Yorkshire
T: 07788 713 874
W: www.sdrmmweb.co.uk

**Scunthorpe & District Model
Railway Club**

North Lincolnshire
T: 01724 860 149

Scunthorpe Modern Image Group

Lincolnshire
W: www.scunthorpemodernimagegroup.co.uk

**Shaftesbury and Gillingham
Railway Society**

Dorset
T: 01747 830 615

Sheffield Model Railway Enthusiasts

South Yorkshire
W: www.sheffieldmodelrailwayenthusiasts.com

Sheffield Model Railway Society

South Yorkshire
T: 01709 555 578
W: www.sheffield-mrs.com

Shepshed Model Railway Club

Leicestershire
T: 01509 504 319

**Shepton & District Model
Railway Society**

Somerset
T: 01761 232 950

Shildon Model Railway Club

County Durham
W: www.shildonmrc.com

ShIPLEY Model Railway Society

West Yorkshire
T: 01274 593 031
W: www.shipleymrs.org.uk

Shirehampton Model Railway Club

Bristol
T: 0117 909 4915

Shoeburyness Model Railway Club

Essex
T: 01702 294 926
W: www.shoeburynessmrc.co.uk

Silverfox DCC Model Railway Club

Buckinghamshire
T: 01908 370 713
W: www.silverfoxdcc.org

Skipton and District Railway Society

West Yorkshire
T: 01943 831 935
W: www.skiptonrailsoc.org.uk

Sleaford & District Model Railway Club

Lincolnshire
T: 07772 001 005

Small and Delightful Railway Group

Somerset
T: 01458 830 542
W: www.ngsw.org.uk

Soar Valley Model Railway Club

Leicestershire
T: 01509 815 923
W: www.svmrc.co.uk

Sodbury Vale Model Railway Club

Bristol
T: 01454 327 611
W: www.sodburyvalemrc.co.uk

Solent Model Railway Group

Hampshire
T: 023 8039 2735
W: www.solentmodelrailwaygroup.webs.com

Solihull Model Railway Circle

West Midlands
T: 07817 093 264
W: www.solihullmrc.org

Somerset Railway Modellers Club

Somerset
T: 07826 516 520
W: www.somersetmrc.org.uk

**Sompting & District Model
Railway Club**

West Sussex
W: www.somptingdistrictmrc.co.uk

South Coast Rails Model Railway Club

Hampshire
T: 07984 454 787
W: www.southcoastrailsmodelrailwayclub.co.uk

South Devon Garden Railway Group

Devon
T: 07775 534 037
W: www.exetergardenrailwayshow.com

South Devon Model Railway Society

Devon
W: www.sdmrs.org.uk

South Hants Model Railway Club

Hampshire
T: 01329 847 989
W: www.shmrc.co.uk

**South West Herts Model
Railway Society**

Hertfordshire
T: 01707 873 729
W: www.southwesthertsmrs.org.uk

Southampton Model Railway Society

Hampshire
T: 01489 780 378
W: <https://southamptonmodelrailwaysociety.wordpress.com>

Southport Model Railway Society

Merseyside
W: www.southportmodelrailway.org.uk

Southwark Model Railway Club

Greater London
T: 020 7732 9675

Spalding Model Railway Club

Lincolnshire

T: 07754 057 935

W: www.spaldingmodelrailwayclub.org.uk
St Andrew's Church Railway Modellers

Cheshire

T: 0161 440 0837

St Austell Model Railway Club

Cornwall

T: 01726 338 173

St Mary's Model Railway Club

Essex

T: 01277 225 206

St Neots Model Railway Club

Cambridgeshire

T: 01480 454 927

W: www.stneotsmrc.org
Stafford Railway Circle

West Midlands

W: www.staffordrailwaycircle.org.uk
The Staplehurst Society

Kent

T: 01580 891 390

Stephenson Model Railway Group (Rainhill)

Merseyside

T: 0151 430 6883

W: www.stephensonmrg.org.uk
Stevenage and District Model Railway Club

Hertfordshire

W: www.stevenagemrcc.webs.com
Stockport and District Railway Modellers

Cheshire

T: 07895 838 029

W: www.sdrmc.co.uk
Stockton & District Model Railway Club

Cleveland

W: www.stocktonmrc.co.uk
Stowmarket Railway Club

Suffolk

T: 01449 771 360

W: www.stowrailclub.org.uk
Strettons Railway Society

Shropshire

T: 01694 723 456

Sudbury Model Railway Club

Suffolk

T: 01787 371 758

W: www.sudburymrc.org.uk
Sussex Vintage Model Railway Collectors

East Sussex

T: 01256 350 764

W: www.sussex-transport.co.uk/svmrc
Sutton Coldfield Railway Society

West Midlands

T: 07840 115 070

Swindon Model Railway Club

Gloucestershire

T: 07976 315 039

Syston Model Railway Society

Leicestershire

T: 0116 2605 760

W: www.systonmrs.org.uk
Tame Valley Model Railway Club

Greater Manchester

T: 0161 338 5097

Tarka Valley Railway Group

Devon

T: 01805 623 050

W: www.tarkavalleyrailway.co.uk
Taunton Model Railway Group

Somerset

T: 01984 639 509

W: www.bathgreenpark.co.uk
Taunton Town Model Railway Club

Somerset

T: 01823 327 155

W: www.ttmmc.co.uk
Telford Railway Modellers Group

Shropshire

T: 01952 271 625

Tendring Hundred Model Railway Club

Essex

T: 01255 422 876

Tetbury Model Railway Club

Gloucestershire

T: 01666 503 952

W: www.tnrc.org.uk
Thamesiders Model Railway Group

Essex

T: 01206 827 368

W: www.thamesidersmrg.org.uk
The Model Railway Club

Greater London

T: 01778 391 123

W: www.themodelrailwayclub.org
Thelwall and Grappenhall Model Railway Club

Cheshire

T: 01925 601 294

W: www.tgmrc.org
Thetford & District Model Railway Society

Norfolk

T: 01842 765 890

W: www.tdmrs.co.uk
Thirsk and District Model Railway Group

North Yorkshire

T: 07766 697 708

W: www.expo-thirsk.co.uk
Thornbury & South Gloucestershire Model Railway Club

Gloucestershire

T: 07515 395 330

Thorncombe Rail Activities Club

Dorset

T: 01297 552 280

Three Counties Model Railway Society

Buckinghamshire

T: 07541 241 714

Tonbridge Model Railway Club

Kent

T: 01892 527 199

W: www.tonbridgemrcc.com
Train Collectors Society

Leicestershire

T: 0116 233 4843

W: www.traincollectors.co.uk
Trent Valley Model Railway Society

Staffordshire

T: 07810 701 366

W: www.tvrms.org.uk
Tring and District Model Railway Club

Buckinghamshire

T: 01442 824 350

W: www.tdmrc.co.uk
Turner's Folly Model Railway Group

Essex

T: 07976 353 103

W: www.turnersfolly.co.uk

**Twickenham & District Model
Railway Club**

Middlesex
W: www.tdmrc.org.uk

Uckfield Model Railway Club

East Sussex
T: 01903 745 759 (evenings only please)
W: www.uckfieldmrc.co.uk

Victory Model Railway Club

Hampshire
T: 07939 422 589
W: www.victorymrc.org.uk

Wakefield Railway Modellers Society

West Yorkshire
T: 07549 149 051
W: www.wakefieldrms.org

Warley Model Railway Club

West Midlands
T: 0121 477 5444
W: www.thewarleyshow.co.uk

**Warminster and District
Model Railway Group**

Wiltshire
T: 01985 213 458

Warrington Model Railway Club

Cheshire
W: www.warringtonmodelrail.co.uk

**Watford and District Model Railway
Club and The North London Group**

Hertfordshire
T: 07951 729 562
W: www.watfordmrc.org

Waveney Valley Model Railway Club

Suffolk
W: www.waveneyvalleymrc.150m.com

Wells Railway Fraternity

Somerset
W: www.railwells.com

West Camel Model Railway Society

Somerset
T: 01935 850 136

West Kingsdown Model Railway Club

Kent
T: 07947 035 588
W: www.westkingsdown-mrc.com

West Midlands Narrow Gauge Group

West Midlands
W: www.westmidlands009.co.uk

**West Sussex Area Group of the
N Gauge Society**

West Sussex
T: 01403 734 190
W: www.wsng.co.uk

West Wiltshire Model Railway Circle

Wiltshire
T: 01225 774 440

**West Wiltshire Society
of Model Engineers**

Wiltshire
T: 01985 851 078
W: www.wwsme.org.uk

The Western Model Railway Society

Greater London
W: www.westernmrs.org.uk

Westinghouse Model Railway Club

Wiltshire
W: www.westinghouse-mrc.org.uk

Weymouth Model Railway Association

Dorset
T: 01305 778 869

**Whitby & District Model Railway Club
North Yorkshire**

T: 01947 840 603

White House Model Railway Group

Middlesex
W: www.chrisleach66.wix.com/hampton-and-dist

Whitwell Model Railway Club

Norfolk
T: 01603 871694
W: www.whitmodel.webs.com

Wigan Finescale Railway Modellers

Lancashire
T: 07411 213 141
W: www.wiganfrm.org.uk

Wight Model Railway Group

Isle of Wight
T: 01983 629 561

Wimbledon Model Railway Club

Greater London
W: www.wimbledonmrc.org

Wimborne Railway Society

Dorset
T: 01202 874 735
W: www.wimrail.org.uk

Winchester Railway Modellers

Hampshire
T: 01962 884 651
W: www.winchesterrailwaymodellers.co.uk

**Wirral and North Wales Model
Railway Club**

Cheshire
W: www.wirral-nwalesmrc.co.uk

Wisbech Model Railway Club

Cambridgeshire
T: 01366 380 224
W: www.wisbechmrc.webs.com

Wittering and District Railway Circle

West Sussex
T: 01243 783 384

Wolverhampton Model Railway Club

West Midlands
T: 0121 526 3889
W: www.wolverhamptonmrc.co.uk

Woodthorpe Model Railway Club

Nottinghamshire
T: 07889 031 305
W: www.woodthorpemodelrailwayclub.co.uk

Worcester Model Railway Club

Worcestershire
T: 01886 888 968

Worthing Model Railway Club

West Sussex
T: 01903 764 294

**Wrenbury & District Model
Railway Club**

Cheshire
T: 01270 781 113
W: www.wrenburymodelrailwayclub.btck.co.uk

Wyre Forest Model Railway Club

Worcestershire
T: 01902 843 760
W: www.wyreforestmrc.com

Yeovil Model Railway Group

Somerset
W: www.ymrg.co.uk

SPECIALS

FROM THE TEAM BEHIND

HORNBY
magazine

HORNBY magazine **SKILLS GUIDE**

WEATHERING

www.keypublishing.com VOLUME TWO www.hornbymagazine.com £6.99

TRADE SECRETS!
WE SHOW YOU HOW!

20
WEATHERING
PROJECTS
INSIDE

PLUS...
■ Airbrush buying guide, techniques and maintenance explained

HORNBY'S 'P2' 2-8-2
Recreating Gresley's legendary 'Mikado'

THE ULTIMATE 'JINTY'
Fowler D-6-01 weathered in N gauge

CAR TRANSPORTERS
Graffiti effects modelled in OO scale

■ POST-WAR '28XX' ■ BR 'Q1' ■ PARCELS STOCK ■ DB CLAS
■ MGR TRAINS ■ LMS GARRATT ■ BLUE DIESELS ■ BOX

JUST £6.99*



In this brand new Weathering Skills Guide, Mike Wild and Tim Shackleton delve into the world of weathering for a second volume offering more than 20 hands-on projects, advice for getting started, a buyer's guide for airbrushes, essential maintenance. This 132-page special magazine covers all the tips and techniques you will need to develop your own weathered models in scale from 'N' to 'O' gauge and including a wide range of subjects from both steam and diesel eras.

FEATURES INCLUDE:

Airbrush buying guide

Tim Shackleton offers a practical buyer's guide to airbrushes for all skill levels.

Weathering Hornby's Gresley 'P2' 2-8-2

Modelling a smart but working locomotive was the brief for this project using the Hornby 'P2' as its basis.

50 Shades of Grey

Hornby's '28XX' is weathered as a hard-working locomotive.

In-tuition

Hornby Magazine's Mark Chivers takes a one-on-one course in weathering.

PLUS!

Weathering box vans, freight engines and BR blue era locomotives

AND MUCH MORE!

SUBSCRIBERS CALL FOR YOUR SPECIALS DISCOUNT

REVIEW OF THE YEAR • NEW MODEL PREVIEW 2015

HORNBY.

2015 magazine yearbook No.7



WEATHERING



DIGITAL DIESELS



PERFECT GREEN

£6.99



TECHNIQUES • HISTORY • DETAILING • INS...

Hornby Magazine Yearbook No.7

In this softback, bookazine version of the seventh edition of the Hornby Magazine Yearbook the North Eastern Region of British Railways is the prime source of inspiration for a layout build which features the unique atmosphere of a branch line railway system built in 'OO' gauge by Hornby Magazine Editor Mike Wild.

In this Yearbook we guide you through the process of building a model railway showing how this layout - Shortley Bridge and Felton Cement Works - has been developed from the Operation Build It! terminus station which featured as a series build in the magazine.

HORNBY magazine MODEL RAILWAY DESIGN MANUAL

VOLUME ONE



DESIGN IT!



BUILD IT!



FINISH IT!



Hornby Design Manual Volume One

Hornby Magazine Design Manual - Volume One is the perfect publication for those who want to build a model railway but consider that they don't have sufficient space to construct a suitably entertaining scheme.

This special publication from the team behind Hornby Magazine, has many ingenious and innovative suggestions as to how the budding layout builder can get round this perceived 'brick wall'. Using scale plans, artworks and photographs, this 132-page special magazine gives the modeller everything they need to know to plan, design and build their dream model railway layout.

ORDER DIRECT:

1024/15

Order online with FREE P&P* at www.keypublishing.com/shop

*Free 2nd class P&P on all UK & BFPO orders. Overseas charges apply. Postage charges vary depending on total order value.



OR



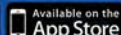

Call UK 01780 480404

Overseas +44 1780 480404

Lines open 9.00am - 5.30pm GMT



Also available on



also available for PC, MAC & Kindle Fire from



Search: Aviation Specials

NORTHERN IRELAND**First Bangor Model Railway Club**

Co.Down

W: www.firstbangormrc.co.uk**North Down Model Railway Society**

Co.Down

T: 02891 450 833**W:** www.ndmrs.co.uk**Strabane Model Railway Club**

Co.Tyrone

T: 07800 863 169**Ulster Model Railway Club**

Co.Antrim

T: 07850 953 563**W:** www.ulstermodelrailwayclub.co.uk**SCOTLAND****Aberdeen Model Railway Club**

Aberdeenshire

T: 0776 897 996**W:** www.aberdeenmrc.co.uk**Association of Model Railway Societies in Scotland**

Lanarkshire

W: www.amrss.info/**Ayr Model Railway Group**

Ayrshire

W: www.ayrmrg.co.uk**Cathcart Model Railway Club**

Lanarkshire

W: www.freewebs.com/clydesidemrc**Clydeside Model Railway Club**

Glasgow

T: 0141 424 0326**W:** www.clydesidemrc.com**Cumbernauld Model Railway Group**

Lanarkshire

T: 01236 612 099**W:** www.cumbernauldmrg.org.uk**Cupar & District Model Railway Club**

Fife

T: 01334 655 965**W:** www.cuparmrc.co.uk**Dundee Model Railway Club**

Dundee

T: 01382 644 342**W:** www.dundeeemrc.talktalk.net**East Kilbride Model Railway Club**

Lanarkshire

W: www.eastkilbridemrc.co.uk**East Neuk Model Railway Club**

Fife

T: 07552 122 484**W:** www.eastneukmrc.co.uk**Eastbank Model Railway Club**

Lanarkshire

W: www.eastbank.org.uk**Edinburgh & Lothians Model Railway Club**

Lothian

W: www.elmrc.org.uk**Elgin Model Railway Club**

Moray

W: www.elginmodelrailwayclub.co.uk**Falkirk Model Railway Club**

Stirlingshire

W: www.falkirkmrc.co.uk**Glasgow South Model Tram and Rail Group**

Glasgow

T: 0141 649 7467**Glenrothes Model Railway Club**

Fife

T: 01334 475 311**Greenock and District Model Railway Club**

Renfrewshire

E: mallardsteam@virginmedia.net**Inverness & District Model Railway Club**

Highlands

T: 07711 129 780**W:** www.invernessmrc.org.uk**Kilmarnock & District Model Railway Club**

Ayrshire

T: 01563 533 393**W:** www.kilmarnockmrc.com**Kyle Model Railway Club**

Ayrshire

T: 01294 466 438**Moray Model Railway Group**

Moray

T: 01343 830 928**W:** www.moraymrg.org.uk**Perth & District Model Railway Club**

Perthshire

T: 07588 754 959**W:** www.perthmrc.com**Thistle Modelmakers**

Lothian

T: 01383 736 967**W:** www.thistle-modelmakers.com**WALES****Aeron Valley Railway Society**

Ceredigion

T: 01545 571 634**Ammanford Model Railway Club**

Carmarthenshire

T: 01269 850 375**Ammanford O Gauge Society**

Carmarthenshire

T: 07802 271 081**Barry & Penarth Model Railway Club**

Glamorgan

T: 01446 743 831**W:** www.bpmrc.org.uk**Blaenavon Model Railway Club**

Monmouthshire

Borders Model Railway Club

Powys

T: 01691 830 930**W:** www.bordersmodelrailwayclub.com**Bridgend Model Railway Club**

Glamorgan

T: 07811 995 952**Cardiff Model Railway Club**

Cardiff

T: 02920 764 659**W:** www.cardiffmodelrail.org**Colwyn Model Railway Club**

Conwy

T: 01690 750 004**W:** www.colwynmodelrailwayclub.co.uk

**Llandoverly and District Model
Railway Club**

Carmarthenshire
W: www.llandoverlymrc.org.uk

Neath Model Railway Club

Glamorgan
T: 01639 842 282

Newport Model Railway Society

Pembrokeshire
T: 01633 680 124
W: www.newportmrs.co.uk

Newton Model Railway Society

Powys
T: 01938 559 350

Pembrokeshire Model Railway Club

Pembrokeshire
W: www.pmrc.welshbrook.com

Pontypridd Model Railway Club

Glamorgan
T: 01443 203 693

Porthcawl Railway Club

Glamorgan
T: 07815 669 365

**Rhose & the Vale Model
Railway Group**

Glamorgan
T: 01446 713 820

Rhyl & District Model Railway Club

Denbighshire
T: 07746 604 749
W: www.penmorfa.com/rdmrc

**South Caernarfonshire Model
Railway Group**

Gwynedd
T: 01286 882 332

Swansea Railway Modellers Group

Glamorgan
W: www.srmg.org.uk

West Wales 'O' Gauge Group

Carmarthenshire
T: 01267 241 232



Casterbridge under construction at Southampton Model Railway Society's club room



Modelling techniques using card at Redditch Model Railway Club



Clubs and societies provide an opportunity to socialise with like-minded modellers



Basingstoke from Farnham and District Model Railway Club



High Wycombe and District Model Railway Club's Blandford St Mary



Manchester Model Railway Society's Dewsbury Midland

Sponsored by

HORNBY
magazine



Heritage Motor Centre - Gaydon

JOIN US AGAIN IN 2016!

OCTOBER 8/9



Visit

www.greatelectrictrainshow.com
for more information

1027/15

The Engine Shed

MODEL RAILWAY SUPERSTORE



Probably the biggest
store in the UK

Open 7 Days a Week

British, European,
American, & Japanese
Specialists

Over 5,000
Square Feet

Friendly, Helpful Staff



We are conveniently situated right next to Ford Station in West Sussex which is regularly served by Southern services to and from London Victoria, Brighton, Portsmouth Harbour, Bognor Regis, & Littlehampton. We are also under an hour from Gatwick and Southampton Airports. For those travelling by car, we are located to the south of the historic castle town of Arundel, just off the A27 and A259 in an attractive tourist area.

FREE PARKING ON SITE

Opening Times: Mon - Sat 9:00am - 5:30pm Sun & Bank Holidays 10:30am - 3:30pm



Incorporating
Bahnhof Europa
Continental Boutique

Bahnhof Europa was designed to the highest standards and stocks the best Continental railway modelling brands. Our 90² metre boutique store features 'shop in shop' systems from ALL the major European manufacturers and the level of presentation and service is second to none.



GAUGEMASTER Controls Ltd., Gaugemaster House, Ford Road, Arundel, West Sussex, BN18 0BN, UNITED KINGDOM
Tel - 01903 884321 Fax - 01903 884377 email - sales@gaugemaster.co.uk

www.gaugemaster.com