

**2 FREE
GIFTS THIS MONTH**

MAG + DVD + BUILDING KIT FOR ONLY £4.50!

BRM

BRITISH RAILWAY MODELLING

FEBRUARY 2016 | £4.50



DAPOL CLASS 73 ON TEST

CHANGING TRAINS

**HORFIELD: BR IN
TRANSITION
1955-65**

**NEW!
BRM
TRACKPLAN
ARCHIVE**

PLUS

**SOLVE BRASS KIT-BUILDING PROBLEMS ♦ MODEL A CELEBRITY DELTIC IN N
LOCOMOTION MODELS INTERVIEW ♦ MINERVA PECKETT ♦ 2FS STARTER KIT**

www.rmweb-buyandsell.co.uk



FEBRUARY 2016 | £4.50

DISPLAY UNTIL FEBRUARY 4 2016



Full steam ahead for the N Class

372-930 N Class, SR Olive Green, No.868



- Detailed bodies with or without smoke deflectors and three chimney options
- Coreless motor and gear train located inside the boiler and firebox
- Powerful loco driven mechanism with traction tyres on the rear driving wheels
- Tender mounted 6 pin DCC decoder socket plus NEM couplings



Prototypical snifting valve



Intricate cab interior



Tender detailing



*Detailed body with smoke
deflectors*

Also Available:

372-931 N Class, BR Black Early Emblem, No. 31844



372-932 N Class, BR Black Late Crest, No. 31811



372-933 N Class, SECR Grey, No.810



Era ② = 1875-1922. Era ③ = 1923-1947. Era ④ = 1948-1956. Era ⑤ = 1957-1966.

features 6 pin DCC Socket. electrical pickup in tender. features NEM Couplings.

Scan the QR code for video!



To find your nearest retailer, please visit www.bachmann.co.uk
Model, Collect & Create

Exclusive
First
Editions

EXCLUSIVE FIRST EDITIONS

Exclusive
First
Editions

YOUR FIRST STOP FOR PRECISION 1:76 '00' SCALE DIE-CAST MODELS & ACCESSORIES

SOUTHDOWN



12122
HARRINGTON CAVALIER

LONDON TRANSPORT



34112
AEC RT BUS

RAIL EXPRESS PARCELS



22914
BEDFORD TK BOXVAN

CITY OF MANCHESTER



16539
LEYLAND MCW ATLANTEAN

LINCOLNSHIRE ROAD CAR



38125
BRISTOL VRT

EAST KENT NBC



17312
LEYLAND NATIONAL MKI LONG

SWINDON THAMESDOWN



29013
GM STANDARD FLEETLINE

PLYMOUTH CITY TRANSPORT



15111
LEYLAND NATIONAL MKI LONG

BOURNEMOUTH CORPORATION



18017
DAIMLER FLEETLINE

TEES & DISTRICT



29635
LEYLAND OLYMPIAN

LONDON COUNTRY NBC



34113
AEC RT BUS

BRITISH RAILWAYS



23406
BEDFORD TK 2 AXLE FLATBED

BURTON CORPORATION



26329
GUY ARAB II UTILITY

HEBBLE MOTOR SERVICES



24331
30' BET BUS

BEXLEYBUS



28828
LEYLAND TITAN


TO FIND EFE STOCKISTS OR TO BUY DIRECT STOP OFF AT

exclusivefirsteditions.com

BRM TV

WHAT'S ON THE DVD

On this month's DVD, presented from our layout of the month 'Kirkwood', **Phil Parker** takes you through adding lighting to our FREE card kit, whilst **Howard Smith** looks at a useful compressor kit. Plus, we go behind the scenes at the largest plastic kit show in the world.



**PRACTICAL
BRM**



Add lights to your free card kit.

**BRM
TRIED & TESTED**



Sparmax airbrush and compressor kit.

**BRM
BEHIND THE SCENES**



Behind the scenes at Scale Model World.

**BRM
BEHIND THE SCENES**



Behind the scenes at IMPS.

**TELL US WHAT YOU
THINK OF THIS
MONTH'S DVD**

Visit our facebook page
and get involved in
the conversation.



WATCH THE VIDEO HERE

(You must have a wifi connection to stream video content)



PLAY



DOWNLOAD YOUR FREE KIT HERE



Cobalt Alpha

Never before in the history of the hobby has one small electronic device made such a difference...

Whether you choose to drive your trains with DC or DCC, the Cobalt α Alpha Digital Encoder will allow you access to the advantages of digital accessories and let you create control panels fast and with incredibly easy wiring.

Needing only the simplest of connections, the very clever Cobalt Alpha Digital Encoder is super-easy to install and it is extremely simple to connect too, as it needs no soldering. Set-up takes no time at all.

Each has 12 SPDT connection sets and can manage 12 x 2-way digital devices. It doesn't matter if your layout is big or small as you can use just 1... or you can inter-connect more than 100 if you need to!

Control becomes very versatile... and very simple!

Anything you connect is immediately turned into a digital control device. Anything! - Stud and Probe, A diode matrix, a simple push-button, a detector or any form of switch or automation trigger will work.

This clever new product simply converts all kinds of traditional switching methods to "digital input devices" and it lets you connect your control panel to your DC, DCC or ANY kind of layout...

With only TWO wires!



WELCOME



The ink was barely dry on my welcome piece last month when Hornby surprised us by unveiling its 2016 range. That's the danger of making predictions in print!

The big news was a completed LNER Q6 0-8-0 - expected in April - and an all-new B12/3 but with almost 300 new items announced it's a sign of greater confidence in its supply chain. However, the outlook appears less positive on the financial side, with Hornby reporting a half-year loss of £3.4 million in December (a £2m loss had been predicted) and a £1.9m year-on-year fall in sales. The loss is being blamed on delays to a new IT system and supply issues and restructuring in Europe. UK sales are said to be up by 9% from last year, but it's a worrying sign after the company looked to be turning a corner in 2014/15. Elsewhere, there was plenty of positive news to report after the Warley NEC show. Oxford Rail revealed that it was working on something very different for Golden Valley Hobbies - a Yorkshire Engine Co. 'Janus' industrial diesel in OO gauge. Industrial locomotives at last seem to be getting the attention they deserve. As a Sheffielder, it made my day to see a new model of something built in the city and still hard at work.

But, it was Dapol's display cases which held, arguably, the biggest surprise of the weekend. Its 'Black Label' LNER A4 promises a similar level of detail and working features to top-line European HO models - and a similar price tag. For half the price of the A4, you'll soon be able have an O gauge Class 08, which should encourage even more modellers to make the jump to 7mm scale. Also worthy of note were a first look at the Welsh company's superb HIA hopper and GWR railcar, Class 68s and a raft of N gauge samples.

It wasn't just RTR firms making headlines though, there were several examples of new generation kits employing 3-D print technology and high-quality resin casting. There's ample evidence that well-designed, well-manufactured and carefully chosen kits can find a receptive audience, despite the incursion of RTR into 'niche' areas traditionally inhabited by kit suppliers.

Special mention must go to Jason Shron and Bill Schneider of Rapido Trains, who made the long journey over from North America to show off the latest samples of Locomotion's APT-E (due out in a few weeks) and the Class 390 and TEA tanks for Revolution Trains. The latter in particular showed the minute level of detail and fine decoration we can expect.

On the face of it, the big loser in all this appears to be DJModels, which has now seen several of its projects - the Q6, Class 59, Class 71 and GWR 1361/66 - overtaken by developments elsewhere. It has other 'irons in the fire' with Hatton's and Kernow but DJM will need to show tangible signs of progress quickly or risk a loss of faith from its patient customers.

A note of caution too; a couple of suppliers confided that projects had been postponed or cancelled because of concerns over pricing. Bluntly, those involved didn't think that British modellers would stand for the prices they would need to charge for models with their proposed specification. It's a delicate moment for the British hobby - do we continue the progress we've made over the last 15 years, but pay more for the privilege, go backwards or, worse, lose out altogether as suppliers look to make a better return elsewhere?

Interestingly, over the same weekend, Rail Exclusive unveiled its high-spec Class 24/0, which starts at £175, but promises the kind of attention to detail that serious D&E modellers appreciate. Will enough people look beyond the price and see the value?

I must thank everyone who visited the **BRM** stand at the NEC to say how much they enjoy the magazine and DVD. We're confident that the new look will make it even better. Finally, have a very Happy New Year from all of us - here's to a successful and productive 2016. **BRM**

Ben



BRM

British Railway Modelling

is published by Warners Group Publications plc

T 01778 392059 E BRM@warnersgroup.co.uk

EDITORIAL

MANAGING EDITOR

Ben Jones

E benj@warnersgroup.co.uk

FEATURES EDITOR

Howard Smith

E howards@warnersgroup.co.uk

FEATURES WRITER

Phil Parker

E phil@pagenumberone.co.uk

RMWEB EDITOR & BRM PHOTOGRAPHER

Andy York

E info@rmweb.co.uk

TRACKPLAN ILLUSTRATOR

Ian Wilson at Pacific Studio

E ian@pacificstudio.co.uk

ASSOCIATE PUBLISHER

Steve Cole

E stevec@warnersgroup.co.uk

PUBLISHER

John Greenwood

E john@g@warnersgroup.co.uk

ADVERTISING

GROUP ADVERTISING MANAGER

Bev Machin 01778 392055

E bevm@warnersgroup.co.uk

SALES EXECUTIVE

Emma Hill 01778 395002

E emma.h@warnersgroup.co.uk

DESIGN AND PRODUCTION

HEAD OF DESIGN

Lisa Watson-Bailey

E lisawb@warnersgroup.co.uk

SENIOR DESIGNER

Andy Fletcher

E andrewf@warnersgroup.co.uk

ADVERTISING DESIGNERS

Sarah Machin

E sarahm2@warnersgroup.co.uk

Amie Carter

E amiec@warnersgroup.co.uk

James Teather

E jamest@warnersgroup.co.uk

PRODUCTION

Pat Price 01778 391115

E patp@warnersgroup.co.uk

DISTRIBUTION

TRADE ACCOUNT SALES

Natalie Cole 01778 392404

E tradeaccountorders@warnersgroup.co.uk

UK/OVERSEAS NEWSTRADE SALES

Keiron Jefferies 01778 395043

E keironj@warnersgroup.co.uk

NEWSTRADE DISTRIBUTION

Tom Brown 01778 391135

ISSN 0968-0764

SUBSCRIPTIONS

T 01778 392002

PRINTING

Warners (Midlands) plc, The Maltings,
West Street, Bourne, Lincolnshire PE10 9PH



Ideas for future contributions should be sent in outline form to the Editor for consideration. Please clearly mark all material with your name and address, and include sufficient postage if you require material to be returned. Views expressed by contributors are not necessarily those of the Editor or Publisher. From time to time Warners lend reputable companies the names and addresses of readers who have responded to offers, services and competitions organised by BRM. If you do not wish to receive such mailings, please write to Warners Group Distribution, Dept WD, Manor Lane, Bourne, Lincolnshire PE10 9PH or call 01778 391153.



New Landscape Scenics Items Now Available!!!





72504 £16.95

Expo 6pc Superior Steel Needle File Set with Handle and Wallet



78130 £18.95

Expo Professional Ratchet Socket and Hex Key Set



78090 £14.95

Expo Professional 8pc Super Thin Combination Spanner Set



74365 £9.95

Expo Hand Held Guillotine (cuts up to 12mm thickness!)



79920 £14.95

Expo Professional Rapid Cable Stripper



77550 £34.95

5 in 1 Butane Gas Torch Set



78215 £5.95

2 Inch Stainless Steel Square



75110 £7.95

EXPO High Quality Pin Pusher 2mm



75120 £7.95

EXPO High Quality Pin Pusher 3mm



70515 £7.95

3pc Set of 4mm Scratch Brushes



79031 £9.95

Expo 8pc High Quality Tweezer Set in Wallet



71203 £10.00

Cutting Mat A3 Size (450 x 300mm)



74300 £5.00

Precision Oiler



70372 £15.00

6pc Cutting Broach set in wallet Covers sizes: 1.2 - 3.2mm



A23040 £7.95

Plug Together 12 Way Connector Block Set



A28015 £7.95

Pack of 5 SPDT Miniature Biased Switches



A23000 £4.50

Pack of 10 Micro Spade Connectors with Heat Shrink



46101 £5.25

Deluxe Materials Ballast Bond with Tip (100ml)



74104 £4.95

OO Gauge Scale Rule 4mm = 1 foot



73520 £9.95

4pc Modelmakers Tool Kit in Wallet



59504 £6.50

2 Sheets of Tree Foliage

Code: 77510 3 in 1 Low Temperature Soldering Station



A fantastic 3 in 1 soldering station - suitable for Modelling, Soldering and Pyrography.

- For mains operation - fitted with a British plug
- Soldering Iron 24V/30W
- Soldering Iron Stand
- Complete with 6 Tips
- Full instruction manual included

Manufactured in Germany

(High power version also available - code 77520)

£69.95

Code: AB605 EXPO Super Detail Airbrush Set

Look whats included:

- ✓ Gravity Feed Airbrush
- ✓ Compressor
- ✓ Braided Air Hose
- ✓ Metal Storage Case
- ✓ Pipette
- ✓ Instructions



Fantastic New Airbrush Set Complete Set Only: £69.95



EZE-Wire

The simple way to wire point motor's! All you need is the appropriate EZE-Wire switch harness to go with your point motor, nothing else to buy! No soldering or crimping is required!

No Soldering Required - connections are as simple as 1,2,3!



1. Slide the heat shrink tube provided over one of the wires to be connected



2. Push the micro connectors together



3. Slide the heat shrink over the joint and heat with a hair dryer or gas torch



28070 EZE-Wire Point Motor Harness for Peco Point Motors £6.95



28071 EZE-Wire Point Motor Harness for Hornby Point Motors £6.95

The easy way to wire 5 point motors!



EZE-Wire Point Motor Switch Box £17.95



132 page Free Catalogue available on our website!

www.expotools.com



20gm SAVBIT High Quality Multicore Solder in Dispenser

£2.95

We ask that you support your local model shop by buying from them.

You can see a list of our principal stockists on our website.

In case of difficulty obtaining items you can order direct on our website.

www.expotools.com TRADE ENQUIRIES WELCOMED.

Expo Drills & Tools, Unit 6, The Salterns, TENBY SA70 7NJ. Tel: 01834 845150 (Mon to Fri 9am-5pm)

GAUGEMASTER.com

The Online Home of The Engine Shed

DCC CONTROL

DIGITAL CONTROL SYSTEMS



DCC01 Prodigy Express System £149.95



DCC02 Prodigy Advance2 System £279.95



DCC03 Prodigy Advance2 Wireless System £479.95

- #### DECODERS
- DCC22 CLASSIC 2 Function Micro £24.95
 - DCC23 CLASSIC 6 Pin Plug-in Decoder £24.95
 - DCC27 OMNI 21 & 8 Pin Decoder £18.95
 - DCC28 OMNI 6 Pin Decoder with Harness £20.95
 - DCC29 OMNI Direct Plug Decoder £19.95
 - BPDC27 OMNI 21 & 8 Pin Decoder (5) £89.95
 - BPDC28 OMNI 6 Pin with Harness (5) £99.95
 - BPDC29 OMNI Direct Plug Decoder (5) £94.95
 - DCC30 Accessory Decoder 4 Accessories £59.95
 - DCC31 Accessory Decoder Kato UnitTrack £15.95

DCC ACCESSORIES



- DCC15 'Decoder Doctor' Decoder Tester £79.95
- DCC40 Auto Reverse Module £39.95
- DCC49 Prodigy DCC Booster Unit 8 Amp £179.95
- DCC51 Prodigy Wireless Conversion Set £259.95
- DCC55 Prodigy Direct Computer Interface £54.95
- DCC60 Spare plug for Prodigy £3.25
- DCC61 Medium NEM 652 Socket (5) £7.95
- DCC62 Prodigy Universal Lead (2m) £4.95
- DCC63 Prodigy Adv Power Supply Unit £24.95
- DCC64 Prodigy Power Pack Lead £6.95
- DCC65 Prodigy Express Power Supply Unit £25.95
- DCC71 Prodigy Decoder Tester £9.95
- DCC72 8 to 21 Pin Adapter £4.50
- DCC77 Prodigy Walkaround Adapter £9.95

ANALOGUE CONTROL

MAINS POWERED CONTROLLERS



- GMC-COMBI Single Track Controller £39.95
- GMC-100M Single Track £84.95

- GMC-100M Single Track O Scale £84.95
- GMC-100LB Single Track G Scale £99.95
- GMC-10LGBSF Single Track G Scale Fan £169.95
- GMC-P Single Track Simulation £99.95
- GMC-PO Single Track Simulation O Scale £99.95



- GMC-D Twin Track £94.95
- GMC-DO Twin Track O Scale £164.95
- GMC-DF Twin Track Feedback £99.95
- GMC-DS Twin Track Simulation £164.95
- GMC-TS Three Track Simulation £174.95



PANEL MOUNT CONTROLLERS



- GMC-100 Single Track £34.95
- GMC-100LB Single Track O Scale £44.95
- GMC-100LGB Single Track G Scale £54.95
- GMC-U Single Track Simulation £44.95
- GMC-UF Single Track Feedback £39.95
- GMC-UD Single Track Simulation O Scale £59.95
- GMC-UD Twin Track £54.95
- GMC-UDF Twin Track Feedback £59.95
- GMC-UDS Twin Track Simulation £69.95
- GMC-UTS Three Track Controller Sim. £79.95
- GMC-UQ Four Track £84.95

HANDHELD CONTROLLERS



- GMC-W Single Track £39.95
- GMC-WH Single Track Feedback £39.95
- GMC-WS Single Track Simulation £59.95

MAINS POWERED TRANSFORMERS

- GMC-M1 Output 2 x 16v AC £49.95
- GMC-M1DC Output 2 x 12v DC £54.95
- GMC-M2 Output 1 x 18v AC (2.5a) £54.95
- GMC-M3 Output 1 x 24v AC (1.25a) £54.95
- GMC-M4 Output 2 x 12v AC (1.25a) £54.95

WALL MOUNTED TRANSFORMERS

- GMC-WM1 Output 1 x 16v AC or 12v DC £19.95
- GMC-WM2 Output 1 x 9v DC (0.6a) £14.95

OPEN TRANSFORMERS

- GMC-T1 Output 2 x 16v AC (1a) £24.95
- GMC-T2 Output 1 x 18v AC (2.5a) £24.95
- GMC-T3 Output 1 x 24v AC (1.25a) £24.95
- GMC-T4 Output 2 x 12v AC (1a) £24.95

MODULES

- GMC-SS1 Super Shuttle Unit £34.95
- GMC-SS1LGB Super Shuttle Unit G Scale £44.95

- GMC-PCU1 Point Control Unit £114.95
- GMC-PCU2 Slave Unit for PCU1 £52.95

CAPACITOR DISCHARGE UNITS



- GMC-CDU Capacitor Discharge Unit £13.95
- GMC-MCDU Mains Powered CDU £24.95

POINT MOTORS



- GMC-PM1 Motor with Built-In Switch £5.35
- GMC-PM2 Motor No Switch £4.95
- GMC-PM4 Motor Latching Mechanism £6.25

UNCOUPLERS

- GMC-EM1 N Electro Magnetic Uncoupler £8.95
- GMC-EM2 Coupling Adaptor Fret (20) £4.95
- GMC-TLU OO Tension Lock Uncoupler £10.95

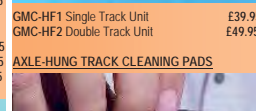
TRACK

ELECTRONIC HIGH FREQUENCY TRACK CLEANERS FOR DC (ANALOGUE) USE ONLY



- GMC-HF1 Single Track Unit £39.95
- GMC-HF2 Double Track Unit £49.95

AXLE-HUNG TRACK CLEANING PADS



- GM37 OO/HO Track Cleaning Pads (3) £5.50
- GM39 N Track Cleaning Pads (3) £5.50



- GM252 3mm Cork Trackbed 4.5 x 50cm (6) £8.95

TRACK TESTER



- GM52 Multi Scale Track Tester £4.95

OO SCALE FLEXIBLE TRACK

- GM90 900mm N/Silver Flexible Track (100) £295
- GM93 900mm N/Silver Blk Flexi Track (24) £79.95
- GM94 900mm N/Silver Brn Flexi Track (24) £79.95
- GM97 900mm N/Silver Brn Flexi Track (100) £295
- GM19 Code 100 (OO) Rail Joiners (24) £2.45

OO SCALE TRACK ACCESSORIES

- GM45 OO/HO Re-Railer £5.35
- GM54 OO Buffer Stop £1.85
- BPGM54 OO Buffer Stop (5 Pack) £8.35



- GM55 OO LIT Buffer Stop £6.95
- GM56 OO Buffer Stop Lights (Pack of 2) £9.95

- GM13 Pair of Leads (Joiners/Bare Wire) £4.95
- GM66 Hornby Type Track Pins 10mm £2.60
- GM67 Extra Long Track Pins 15mm £2.60

N SCALE FLEXIBLE TRACK

- GM18 Code 80 (N) Rail Joiners (24) £2.35

N SCALE TRACK ACCESSORIES

- GM46 N Re-Railer £2.95
- GM53 N Scale Buffer Stop £4.50
- BPGM53 N Scale Buffer Stop (Pack of 5) £19.95



- GM57 N Lit Buffer Stop on Track £9.25
- GM58 N Buffer Stop Lights (Pack of 2) £4.95
- GM17 Pair of Leads (N Joiner/Bare Wire) £4.95

OO GREY BALLASTED UNDERLAY SYSTEM

- GM114 OO/HO Granite Ballast (500g) £3.55
- GM117 OO/HO Granite Ballast (200g) £2.35



- GM200 Flexible Ballasted Underlay (5m) £22.95
- GM204 Point & Crossing Ballasting Kit £7.95

OO BROWN BALLASTED UNDERLAY SYSTEM

- GM111 OO/HO Brown Ballast (500g) £3.55
- GM210 Flexible Ballasted Underlay (5m) £22.95
- GM214 Point & Crossing Ballasting Kit £7.95

N GREY BALLASTED UNDERLAY SYSTEM

- GM115 N Granite Ballast (500g) £3.55
- GM118 N Granite Ballast (200g) £2.35
- GM201 N Flexible Ballasted Underlay (5m) £22.95
- GM205 N Point & Crossing Ballasting Kit £7.95

N BROWN BALLASTED UNDERLAY SYSTEM

- GM113 N Brown Ballast (500g) £3.55
- GM211 N Flexible Ballasted Underlay (5m) £22.95
- GM215 Point & Crossing Ballasting Kit £7.95

OO SCALE CORK TRACKBED SYSTEM



- GM251 3mm Cork Trackbed 4.5 x 50cm (6) £8.95




- GM240 For RH Sectional Points (2) £3.95
- GM241 For LH Sectional Points (2) £3.95
- GM244 For RH Sectional Curved Points (2) £3.95
- GM245 For LH Sectional Curved Points (2) £3.95
- GM247 For Y Sectional Points (2) £3.95

N SCALE CORK TRACKBED SYSTEM

- GM231 2mm Cork Trackbed 2.8 x 50cm (6) £8.95
- GM232 2mm Cork Plates 15 x 50cm (2) £3.95
- GM225 For RH Sectional Points (2) £3.95
- GM226 For LH Sectional Points (2) £3.95

SCENICS



STARTER PACK



- GM194 Scenic Starter Pack £24.95

GENERAL SCENIC MODELLING PRODUCTS

- GM100 Mod Rod (2.75m) £4.50
- GM119 Fine Plaster of Paris (1kg) £3.95
- GM130 1/16 Cork Sheet 3' x 2' (60 x 90cm) £6.50
- GM131 1/8 Cork Sheet 3' x 2' (60 x 90cm) £10.50
- GM167 Balsa Bundle 50 x 76 x 229mm £1.95
- GM168 Balsa Bundle 75 x 150 x 450mm £9.95

GRASS & GRAVEL MATS



- GM20 Spring Grass Mat 100cm x 75cm £7.95
- GM21 Summer Grass Mat 100cm x 75cm £7.95
- GM22 Autumn Grass Mat 100cm x 75cm £7.95
- GM23 Gravel Mat 100cm x 75cm £5.95
- GM38 Spring Grass Mat 240cm x 120cm £29.95

MEADOW MATS



- GM140 Meadow Mat - Spring 6mm Grass £8.95
- GM141 Meadow Mat - Meadow 6mm Grass £8.95
- GM142 Meadow Mat - Spring 12mm Grass £11.95
- GM143 Meadow Mat - Meadow 12mm Grass £11.95
- GM147 Meadow Mat - Beige 6mm Grass £8.95
- GM148 Meadow Mat - Beige 12mm Grass £11.95

STATIC GRASS SYSTEM

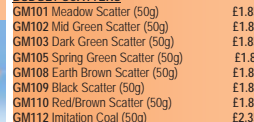


- GM196 Static Grass Starter Set £9.95
- GM193 Puffer Bottle £4.75
- GM169 Static Grass Glue (250ml) £6.95
- GM170 Spring Grass Flock (30g) £3.15
- GM171 Summer Grass Flock (30g) £3.15
- GM172 Moorland Grass Flock (30g) £3.15
- GM173 Meadow Grass Flock (30g) £3.15
- GM174 Woodland Floor Grass Flock (30g) £3.25

BUDGET SCATTERS

- GM101 Meadow Scatter (50g) £1.85
- GM102 Mid Green Scatter (50g) £1.85
- GM103 Dark Green Scatter (50g) £1.85
- GM105 Spring Green Scatter (50g) £1.85
- GM108 Earth Brown Scatter (50g) £1.85
- GM109 Black Scatter (50g) £1.85
- GM110 Red/Brown Scatter (50g) £1.85
- GM112 Imitation Coal (50g) £2.35
- GM116 Grey Tarmac Scatter (50g) £1.85

LICHENS & HEDGES



- GM160 Light Green Hedgerow (1m) £6.95
- GM161 Dark Green Hedgerow (1m) £6.95
- GM164 Light Green Lichen (80g) £4.75
- GM165 Dark Green Lichen (80g) £4.75
- GM166 Assorted Lichen (80g) £4.75



- GM150 Fine Light Green Foliage (30g) £3.15
- GM151 Fine Dark Green Foliage (30g) £3.15
- GM152 Fine Mid Green Foliage (30g) £3.15
- GM153 Fine Light Brown Foliage (30g) £3.15
- GM154 Fine Brown Foliage (30g) £3.15

FOLIAGE

- GM180 Plum Trees (3) £6.95
- GM181 Plum Trees in Blossom (3) £6.95
- GM182 Fruit Trees (3) £6.95
- GM183 Apple Trees (3) £6.95
- GM184 Birch Trees (3) £6.95
- GM185 Weeping Willow Trees (3) £6.95
- GM186 Poplar Trees (3) £6.95
- GM187 Pine Trees (3) £8.50
- GM188 Beech Trees (2) £7.50

VALUE TREE ASSORTMENTS

- GM127 N Scale Tree Assortment (10) TBA

STANDARD TREES

- GM128 OO Scale Spring Trees (10) £10.95
- GM129 OO Scale Summer Trees (10) £10.95

BULK TREES

- GM120 Deciduous Trees (25) £19.95
- GM121 Mixed Trees (25) £19.95
- GM122 Fir Trees (25) £19.95

- GM123 Small Fir Trees (50) £29.95
- GM124 Deciduous Trees (25) £19.95
- GM125 Spruce Trees (25) £19.95

MAKE YOUR OWN TREES

- GM195 Seafoam for Tree Making £19.95
- GM156 Light Green Scenic Leaves (50g) £3.65
- GM157 Mid Green Scenic Leaves (50g) £3.65
- GM158 Dark Green Scenic Leaves (50g) £3.65

FLOWERS

- GM139 Flowerbeds £11.95



- GM175 OO/HO Garden Flowers £9.25
- GM176 OO/HO Water Plants £9.25
- GM177 OO/HO Garden Plants £9.25
- GM178 OO/HO Wild Flowers £9.25

GRASS TUFTS

- GM136 Spring Grass Tufts £10.95
- GM137 Summer Grass Tufts £10.95
- GM138 Flowering Grass Tufts £11.95

BRICKWORK

- GM30 Plain Stone Wall Grey £9.25
- GM31 Grey Stone Wall & Buttresses £9.25
- GM32 Grey Stone Wall & Arches £9.25
- GM197 Stone Tunnel Wall £7.95
- GM198 Single Tunnel Mouth & Walls £14.95
- GM199 Double Tunnel Mouth & Walls £19.95

BACKSCENES

- GM701 Large Valley Backscene £7.95
- GM702 Large Countryside Backscene £7.95
- GM703 Large Open Field Backscene £7.95

GM704 Large Village Backscene £7.95

- GM705 Large Cloudy Sky Backscene £7.95
- GM706 Large Industrial Backscene £7.95
- GM707 Large Housebacks Backscene £7.95
- GM708 Large Pretty UK Town Backscene £7.95
- GM751 Small Valley Backscene £4.95
- GM752 Small Countryside Backscene £4.95
- GM753 Small Open Field Backscene £4.95
- GM754 Small Village Backscene £4.95

GM755 Small Cloudy Sky Backscene £4.95

- GM756 Small Industrial Backscene £4.95
- GM757 Small Housebacks Backscene £4.95
- GM758 Small Pretty UK Town Backscene £4.95

HIGHWAYS



- OO SCALE WIDE ROAD SYSTEM
- GM370 80mm Wide Tarmac Road (1m) £6.95
- GM371 80mm Wide Universal Curves (2) £6.95

OO SCALE NARROW ROAD SYSTEM

- GM375 68mm Wide Tarmac Road (1m) £6.95
- GM376 68mm Wide Universal Curves (2) £6.95

OO/HO SCALE VEHICLE LIGHTING KITS

- GM385 Standard Vehicle Kit £12.95
- GM386 Emergency Vehicles Kit (Blues) £14.95
- GM387 Service Vehicles Kit (Orange) £14.95

N SCALE ROAD SYSTEM

- GM390 40mm Wide Tarmac Road (1m) £6.95
- GM391 40mm Wide Universal Curves (2) £6.95

STRUCTURES



- OO SCALE FENCING
- GM145 Country Fencing 290mm Length £6.95
- GM146 Garden Fencing 290mm Length £6.95

OO SCALE LASER CUT KITS



- GM451 Wooden Fencing 300mm Length £5.00
- GM452 Lattice Fencing 300mm Length £5.00

TENS OF THOUSANDS OF ITEMS ARE IN STOCK NOW. E & OE.
WE CAN DELIVER POST FREE TO MOST UK ADDRESSES



STRUCTURES

OO SCALE LASER CUT KITS (Ctd.)



GM453 Garden Shed Kit £6.00

OO SCALE "FORDHAMPTON" PLASTIC KITS

Fordhampton is a bustling market town on a busy mainline running through the rolling South Downs. With both local and express services steaming through, Fordhampton Station serves all kinds of trains from commuters travelling to and from London as well as excursions to the seaside at Brighton! Wherever you are going the station master will be happy to help you get to your destination.



GM401 Fordhampton Station £25.50



GM402 Fordhampton Signal Box £10.50



GM403 Fordhampton Footbridge £17.50



GM404 Fordhampton Level Crossing £11.50



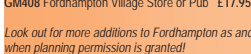
GM405 Fordhampton 60s Estate House £15.95



GM406 Fordhampton Locomotive Shed £19.95



GM407 Fordhampton Carriage Platforms £9.95



GM408 Fordhampton Village Store or Pub £17.95

Look out for more additions to Fordhampton as and when planning permission is granted!



KESTREL DESIGNS

N GAUGE PLASTIC KITS

GMKD01 House	£4.25
GMKD02 Shop	£4.25
GMKD03 Bungalow	£3.50
GMKD04 Church with Porch	£5.75
GMKD05 House/Shop Unit with Glazing	£6.50
GMKD06 Two Shop Unit with Glazing	£6.50
GMKD07 Four House Unit	£8.50
GMKD08 Country Station	£5.25
GMKD09 Station Buildings	£8.00
GMKD10 Island Platform with Flat Canopy	£5.75
GMKD11 Flat Canopy	£6.25
GMKD12 Small Signal Box	£3.00
GMKD13B Farm Rail Fencing Brown	£3.00
GMKD13W Farm Rail Fencing White	£3.00
GMKD14 Telegraph Poles	£3.00
GMKD15 Windows Doors & Gutters	£4.25
GMKD16 Platforms (2)	£2.75
GMKD17 Platform Ramps (2)	£2.25
GMKD18 Station Yard Huts	£3.25
GMKD19 Weighbridge & Office	£4.25
GMKD20 Coal Office	£3.25
GMKD21 Level Crossing/Keepers Cottage	£5.75
GMKD22 Four Greenhouses	£3.00
GMKD23 Two Domestic Garages	£3.00
GMKD24 Water Tower	£3.75
GMKD25 Corner Shop	£4.50
GMKD26 Corner Pub	£4.50
GMKD27 Three Storey Townhouse	£5.75
GMKD28 Three Storey Townhouse	£5.75
GMKD29 Modern Station	£7.75
GMKD30 Modern Station Waiting Room	£5.50
GMKD31 Station Masters House	£6.25
GMKD32 Pair Pre War Semi Det. Houses	£7.00
GMKD33 Boilerhouse & Chimney	£6.25
GMKD34 Stable Block	£3.75
GMKD35 Cow Shed	£3.50
GMKD36 Barn	£5.75
GMKD37 Farm House	£7.25



GMKD38 Steel Footbridge	£7.25
GMKD39 Modern Industrial Unit	£5.75
GMKD40 Modern Fire Station	£7.00
GMKD41 Platforms Wide (2)	£3.25
GMKD42 Platform Ramps Wide (2)	£2.75
GMKD43 Goods Shed	£7.50
GMKD1000 Town Station	£16.95
GMKD1001 Old Factory with Chimney	£19.95

N GAUGE LASER CUT KITS

The same as the ultra detailed OO equivalents (GM451/GM452/GM453) - pack sizes vary from the 4mm versions though

GMKD51 Wooden Fencing	£5.00
GMKD52 Lattice Fencing	£5.00
GMKD53 Garden Sheds (2)	£5.00

N GAUGE VALUE KIT SETS

GMKD2000 Station Set	£14.95
GMKD2001 Town Set	£12.95
GMKD2002 Suburban Set	£14.95
GMKD2003 Farm Set	£16.95



TOOLS

MODEL RAILWAY MAINTENANCE



GM50 OO/HO Locomotive Wheel Cleaner	£39.95
GM47 N Gauge Wheel Cleaner	£34.95
GM51 Spare Pads for GM50	£17.95
GM49 Spare Pads for GM47	£17.95
GM59 N Scale Wheel Cleaner	£15.95



GM60 OO Scale Wheel Cleaner	£19.95
GM61 Precision Lubricator	£4.75
GM67 Supertine Oil Pen w/Teflon Particles	£5.75
GM68 Electrical Control Oil Pen	£9.75

GENERAL MODELLING TOOLS

GM08 Modelling (115ml)	£6.95
GM26 Track Rubber	£3.15
GM27 Jumbo Track Rubber	£5.75
GM600 A2 Cutting Mat	£14.95
GM601 A3 Cutting Mat	£9.95
GM602 A4 Cutting Mat	£4.95
GM603 A5 Cutting Mat	£2.95
GM604 Round Nose Pliers	£6.75
GM605 Flat Nose Pliers	£6.75
GM606 Side Cutters	£6.75
GM607 Half Round Pliers	£6.75
GM608 Bent Nose Pliers	£6.75
GM609 S/Steel Tweezers (4)	£7.95
GM610 Double Ended Pin Vice	£5.75
GM611 Sawset 1 w/ Scalpel Handle	£9.75
GM613 Trim-away Knife	£3.50
GM614 S/S Scalpel & Blades	£4.95
GM615 Plastic Scalpel & Blades	£5.50
GM616 Cutting Knife & 5 Blades	£5.95
GM617 Pick-Up Tool	£5.95
GM618 Magnifier Tweezers	£3.95
GM621 Locking forceps Curved	£6.75
GM624 Swivel Top Pin Vice	£6.50
GM625 Curved Tweezer R/Action	£3.95
GM626 Straight Tweezer R/Action	£3.95
GM627 Blunt End Tweezer R/Action	£3.95
GM629 Cutting Discs (10)	£4.75
GM630 Screw Top Mandrels (3)	£4.25
GM631 Slicing Discs (10) & Mandrel	£4.25
GM632 Budget Needle File Set	£4.75
GM633 Glass Fibre Pencil 4mm	£4.75
GM634 4mm G/Fibre Refills (10)	£7.50
GM635 2mm Glass Fibre Pencil	£9.50
GM636 2mm G/Fibre Refills (5)	£6.50
GM638 Cutting Broaches 0.6-2.0	£15.50
GM640 Archimedian Drill Stock	£5.95
GM641 HSS Jbbs Drills 0.5 (5)	£3.95
GM642 HSS Jbbs Drills 0.8 (5)	£3.95
GM643 HSS Jbbs Drills 1.0 (5)	£3.95
GM644 HSS Jbbs Drills 1.2 (5)	£3.95
GM645 HSS Jbbs Drills 1.5 (5)	£3.95
GM646 HSS Jbbs Drills 1.8 (5)	£3.95
GM647 HSS Jbbs Drills 2.0 (5)	£3.95
GM649 Microbox HSS Twist Drill Bits 61-80	£10.95
GM650 HSS Jbbs Drills 0.3 (5)	£10.95
GM651 HSS Jbbs Drills 0.4 (5)	£3.95
GM652 HSS Jbbs Drills 0.6 (5)	£3.95
GM653 HSS Jbbs Drills 0.7 (5)	£3.95
GM654 HSS Jbbs Drills 0.9 (5)	£2.50
GM655 Spare Blades for GM614	£2.50
GM656 Spare Blades for GM616	£7.75
GM660 Pick n Place Twin Pack	£4.50
GM664 Economy Sprue/Plastic Cutter	£6.50
GM666 Clip On Magnifying Eye Glass	£9.50
GM668 Pin Pusher with Depth Stop	£6.95
GM670 Deluxe Paintbrush Set	£9.95



RAZOR SAWS

GM683 Soft Grip Knife Set with Blades	£6.95
GM684 Spare Blades for GM683	£1.50
GM693 Value Model Railway Drill	£9.95
GM694 Mains Powered Value Drill	£16.95
GM695 Model Railway Screwdriver Set	£4.95
GM696 Masking Tape 6mm x 18m (2)	£2.25
GM697 Masking Tape 10mm x 18m (2)	£2.95
GM698 Masking Tape 18mm x 18m (1)	£2.75

SOLDERING IRONS & BITS

GM680 15W 230V Soldering Iron	£14.95
GM681 25W 230V Soldering Iron	£16.95
GM682 40W 230V Soldering Iron	£18.95
GM685 15W No.6 Tip	£3.50
GM686 15W No.8 Tip	£3.50
GM687 25W No.6 Tip	£3.75
GM688 25W No.7 Tip	£3.75
GM689 25W No.8 Tip	£3.75
GM690 40W No.6 Tip	£3.75
GM691 40W No.7 Tip	£3.75
GM692 40W No.8 Tip	£3.75

SOLDERING ACCESSORIES

GM01 Low Melt Solder 70 degrees (20g)	£4.25
GM02 Solder 180 degrees (20g)	£3.95
GM03 White Metal Flux	£5.95
GM04 Brass Flux	£5.95
GM05 Non Acid Safety Flux	£6.25
GM06 Solder Wire 145 Degrees	£4.85



ELECTRICS

SWITCHES

GM501 Slide Switch DPDT	£1.65
GM502 Slide Switch DPDT (C/Off)	£1.65
GM503 Toggle Switch SPST	£2.30
GM504 Toggle Switch DPDT	£2.60
GM505 Mini-Toggle DPDT (C/Off)	£3.10

GM506 Mini-Toggle DPDT	£2.70
GM507 Mini-Toggle SPST	£2.40
GM508 Mini-Toggle SPDT	£2.40
GM509 Mini-Toggle SPDT (C/Off)	£2.40
GM510 Mini-Toggle for Point Motors	£2.65
GM511 Mini-Toggle for G Point Motors	£3.60
GM512 Push to Break Black (5)	£5.95
GM513 Push to Make Black (5)	£2.75
GM514 Push to Make Blue (5)	£2.75
GM515 Push to Make Green (5)	£2.75
GM516 Push to Make Red (5)	£2.75
GM517 Push to Make White (5)	£2.75
GM518 Push to Make Yellow (5)	£2.75
GM519 Rotary Switch 1 Pole 12 Way	£2.75
GM520 Rotary Switch 2 Pole 6 Way	£3.70
GM521 Rotary Switch 3 Pole 4 Way	£3.70
GM522 Rotary Switch 4 Pole 3 Way	£3.70
BPGM501 Slide Switch DPDT (25)	£12.95
BPGM502 Slide Switch DPDT (C/Off) (25)	£12.95
BPGM503 Toggle Switch SPST (25)	£34.95
BPGM504 Toggle Switch DPDT (25)	£42.95
BPGM505 Mini-Toggle DPDT (C/Off) (25)	£44.95
BPGM506 Mini-Toggle DPDT (25)	£42.95
BPGM507 Mini-Toggle SPST (25)	£34.95
BPGM508 Mini-Toggle SPDT (25)	£34.95
BPGM509 Mini-Toggle SPDT (C/Off) (25)	£39.95
BPGM510 Mini-Toggle for Point Motors (25)	£44.95
BPGM513 Push to Make Black (25)	£9.95
BPGM514 Push to Make Blue (25)	£9.95
BPGM515 Push to Make Green (25)	£9.95
BPGM516 Push to Make Red (25)	£9.95
BPGM517 Push to Make White (25)	£9.95
BPGM518 Push to Make Yellow (25)	£9.95

WIRE

GM10 Wire Red/Black/Green (10m of each)	£5.95
GM11BK Wire Black 7 x 0.2mm (10m)	£2.15
GM11BL Wire Blue 7 x 0.2mm (10m)	£2.15
GM11BN Wire Brown 7 x 0.2mm (10m)	£2.15
GM11GN Wire Green 7 x 0.2mm (10m)	£2.15
GM11GR Wire Grey 7 x 0.2mm (10m)	£2.15
GM11O Wire Orange 7 x 0.2mm (10m)	£2.15
GM11P Wire Pink 7 x 0.2mm (10m)	£2.15
GM11R Wire Red 7 x 0.2mm (10m)	£2.15
GM11W Wire White 7 x 0.2mm (10m)	£2.15
GM11Y Wire Yellow 7 x 0.2mm (10m)	£2.15
BPGM11BK Black Wire 7 x 0.2mm (100m)	£7.95
BPGM11BL Blue Wire 7 x 0.2mm (100m)	£7.95
BPGM11BN Brown Wire 7 x 0.2mm (100m)	£7.95
BPGM11GN Green Wire 7 x 0.2mm (100m)	£7.95
BPGM11GR Grey Wire 7 x 0.2mm (100m)	£7.95
BPGM11O Orange Wire 7 x 0.2mm (100m)	£7.95
BPGM11P Pink Wire 7 x 0.2mm (100m)	£7.95
BPGM11R Red Wire 7 x 0.2mm (100m)	£7.95
BPGM11W White Wire 7 x 0.2mm (100m)	£7.95
BPGM11Y Yellow Wire 7 x 0.2mm (100m)	£7.95

GENERAL ELECTRICAL ACCESSORIES

GM42 Pair Connecting Leads (Pin/Bare Wire)	£4.55
GM14 Crimped Pin Terminals (6)	£2.95
GM15 Ring Terminals (6)	£1.95
GM16 Pair Connecting Leads (Pin/Pin)	£4.95
GM28 Crocodile Clips Red/Black Pair	£1.65
GM29 Knob for Rotary Switches & Pots	£2.75
GM40 1.5a Rectifier	£4.95
GM41 Thermal Cut-Out 1 Amp	£3.95
GM42 Thermal Cut-Out 2.5 Amp	£3.95
GM75 PS6 6-Way Din Plug/Socket	£2.95
GM77 12-Way Poly Terminal Block	£1.95
GM89 Pack of 5 Amp Fuses (5)	£2.65

LIGHTING

GM61 Micro LED White (4)	£7.95
GM62 Micro LED Red (4)	£7.95
GM63 Micro LED Blue (4)	£7.95
GM64 Micro LED Orange (4)	£7.95
GM69 Grain of Wheat Bulb 12v Yellow (5)	£3.95
GM70 Grain of Wheat Bulb 12v Red (5)	£3.95
GM71 Grain of Wheat Bulb 12v Clear (5)	£3.95
GM72 Grain of Wheat Bulb 12v Green (5)	£3.95
GM73 Grain of Wheat Bulb 12v Orange (5)	£3.95
BPGM69 GOW 12v Yellow (100)	£49.95
BPGM70 GOW Bulb 12v Red (100)	£49.95
BPGM71 GOW Bulb 12v Clear (100)	£49.95
BPGM72 GOW Bulb 12v Green (100)	£49.95
BPGM73 GOW Bulb 12v Orange (100)	£49.95
GM80 LED Green 3mm 12v (5)	£2.25
GM81 LED Red 3mm 12v (5)	£2.25
GM82 LED Yellow 3mm 12v (5)	£2.25
GM83 LED Green 5mm 12v (5)	£1.95
GM84 LED Red 5mm 12v (5)	£1.95
GM85 LED Yellow 5mm 12v (5)	£1.95
GM76 Resistor 1K Ohm for LEDs (10)	£1.60

MAGNETS

GM86 Small Magnets (10)	£5.50
GM87 Medium Magnets (10)	£5.75
GM88 Large Magnets (10)	£6.00
GM98 3v Bulbs (10) & Capacitors (5)	£5.95
GM99 Pack of Reeds & 5 Magnets	£13.95

UNIVERSAL RELAY SWITCH

GM500 Universal Relay Switch (Single)	£5.25
BPGM500 Universal Relay Switch (3)	£13.95



GM353 CATALOGUE

128 Page Full Colour Catalogue

£3.95

GAUGEMASTER Limited Edition News

N SCALE



DAGM220 C166 DB Schenker - £89.95
66 001 IN STOCK (LAST FEW)



DAGM231 IC Executive Pristine £69.95
73 142 Broadlands - ETA Jan 2016



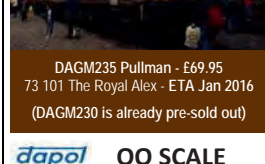
DAGM232 First GBRF - £69.95
73 141 Charlotte - ETA Jan 2016



DAGM233 South West Trains - £69.95
73 235 - ETA Jan 2016



DAGM234 Southern Livery - £69.95
73 202 - ETA Jan 2016



DAGM235 Pullman - £69.95
73 101 The Royal Alex - ETA Jan 2016
(DAGM230 is already pre-sold out)



Pullman Class 73 101 - £139.95
DAGM100 The Royal Alex
DAGM101 Brighton Evening Argus
300pcs of each only - ETA Nov 2015



Gaugemaster New Items Highlights 2015

GM354 2015 NEW ITEMS BROCHURE

28 Pages. Free from your local dealer or direct from us.

RANGES STOCKED

Airfix
Antex
Atlas
Bachmann
Berko
Busch
Capital Transport
Carrera
Cartrix
Classix
Dapol
DCCConcepts
Deluxe Materials
DM Toys
Dornaplas
EFE
Faller
Fleischmann
FlySlot
Gaugemaster
Graham Farish
Harburn Hamlet
Heljan
HMRS Transfers
Hobbytrain
Hornby
Humbrol
Ian Allen
Jagerndorfer
Kadee
Kato
Kestrel Designs
Kibri
Knightwing
LGB
Lifelike
Lightcraft
Marklin
Mehano
Metcalf
Middleton Press
MiNiS
Minitrains
Modelcraft
Model Scene
MRC
Ninco
Noch
NSR
Oxford Diecast
Oxford Rail
Parkside Dundas
Peco
Piko
Plastruc
Pola
Preiser
Racer
Railmatch
Ratio
Revell
Roco
Rokuhan
Rotacraft
Scalextric
Scenix
Seep
Seuthe
Sideways
Slaters
Slot It
Slotwings
Spraycraft
Springside
SRC
Superquick
Tiny Signs
Tracksetta
Train Tech
TrainSave
Trumpeter
Trix
Viessmann
Vollmer
Vulcan Slot
W & T
Walthers
Wiking
Wills
Xuron

Card modelling: A hobby in itself from Metcalfe...

If you have never tried card modelling, you will be surprised at how technical it is. Metcalfe prides itself on creating models which are a pleasurable challenge to build. Each kit, once complete, is sturdy and realistic. With detailed step-by-step instructions, you'll find it easy to

construct each kit with precision. Once you start, you are sure to become hooked.

Shown below is the inside of the PO238 Wayside Station kit with the many layers and inner components that make our kit one of the sturdiest on the market.

See the full range from
METCALFE
READY CUT CARD KITS
at
www.metcalfemodels.com

RAILWAY

00/HO Wayside Station

Code PO238 - £16.99
Contains laser cut detailing



RAILWAY

00/HO Country Station

Code PO237 - £13.75
Detailed brick kit includes platform shelter for opposite platform (not shown)



RAILWAY

00/HO Goods Shed

Code PO232 - £13.99
Detailed brick kit includes small weighbridge office



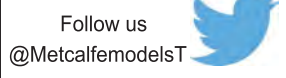
RAILWAY

00/HO Tapered Retaining Wall (stone)

Code PO249 - £12.99

00/HO Railway Bridge (stone)

Code PO247 - £13.99



Also available in Red Brick
Bridge: PO246 £13.99
Tapered Wall: PO248 £12.99

RAILWAY

00/HO GWR Signal Box

Code PO230 - £14.99
An intricate GWR signal box, which can be built as red brick or stone.



Mail Orders:
Metcalfe Models & Toys
 Bell Busk, Skipton.
 BD23 4DU
 T: 01729 830072
Postage (UK ONLY)
 Up to £19.99 - £2.50
 Therafter £4.50
 Phone or write for free brochure

METCALFE

READY CUT CARD KITS

New from Metcalfe in N Scale...

S

Metcalfe Ultra-fine Glue Applicators

Code MT907 - £3.50
 Pack of three bottles. For precise and controlled flow of liquid glue.



INDUSTRIAL

N Warehouse

Code PN182 - £10.99
 Designed to stand alongside PN183 Small Factory (as below) and the soon to be released Boiler House and Factory Entranc.



Can be built as half-relief or stand alone (as shown)

Soon to be released: PN184 Boiler House & Factory Entrance

INDUSTRIAL

N Small Factory

Code PN183 - £10.99
 Two buildings both with loading bays - ideal for running next to a siding. Designed to stand alongside the NEW PN182 Warehouse Kit.



RAILWAY

N Retaining Wall

Stone Code PN144 - £8.99
 Red Brick Code PN145 - £8.99



TOWN & COUNTRY

N Scale Low Relief Terraced House Fronts and Backs

Designed for use as backdrop where space is limited or fronts and back can be matched to make stand-alone
 Brick Fronts PN174 - £7.25 Brick Backs PN176 - £7.99
 Stone Fronts PN175 - £7.25 Stone Backs PN177 - £7.99



MIDI KIT

N Wooden Pavillion

Code PN821 £5.50
 No village green should be without one!



See the full range from
METCALFE at
 READY CUT CARD KITS

www.metcalfemodels.com

Wickham Trolley

Pre-order for £67.96



32-991 in BR Maroon
32-992 in BR Engineers Yellow
32-993 in BR Engineers Yellow with wasp stripes

Class 5P4F Stanier Mogul 2-6-0

Pre-order for £131.70



31-690 2955 in LMS lined black
31-691 42969 in BR lined black with early emblem
31-692 42968 in BR lined black with late crest (as preserved)

Class O4 Robinson 2-8-0

Pre-order for £131.50



31-003A 6184 in LNER Black
31-004A 63762 in BR Black with early emblem



Pre-order at www.ehattons.com/bachmann2015

SECR Birdcage Coaches

Pre-Order for £50.96



39-600 SECR 60' Birdcage Brake Composite SECR Dark Lake
39-601 SECR 60' Birdcage Brake Composite SR Olive Green
39-602 SECR 60' Birdcage Brake Composite BR Vermillion
39-610 SECR 60' Birdcage Composite SECR Dark Lake
39-611 SECR 60' Birdcage Composite SR Olive Green
39-612 SECR 60' Birdcage Composite BR Vermillion
39-620 SECR 60' Birdcage Brake 3rd SECR Dark Lake
39-621 SECR 60' Birdcage Brake 3rd SR Olive Green
39-622 SECR 60' Birdcage Brake 3rd BR Vermillion

Class 08 Diesel Shunter



Pre-order from £76.46

32-115B 08818 in BR blue with wasp stripes - weathered
32-119 08907 in DB Schenker red
32-120 13287 in BR plain green early emblem

Class 47 Diesel



31-659 47001 in BR blue - weathered £110.46
31-659DS 47001 in BR blue pristine - DCC sound £203.95

Class 90 Electric

Pre-order for £119.00



32-610 90023 in Intercity Swallow with 21-pin socket
32-611 90037 in Railfreight Distribution with 21-pin socket
32-612 90042 in Freightliner Powerhaul with 21-pin socket

Class J72 0-6-0T

Pre-order for £75.00



31-060 8680 in LNER lined green
31-061 69001 in BR black with early emblem
31-062 69028 in BR black with late cre



www.ehattons.com/oxfordrailpreorders OXFORD



Heljan Pre-Orders

Adams Radial 4-4-2T - £88



IN STOCK

OR76AR001 - Adams Radial 4-4-2T 30583 in BR late black
DUE IN Q1 2016
OR76AR002 - Adams Radial 4-4-2T 30584 in BR early black
OR76AR003 - Adams Radial 4-4-2T 488 in LSWR livery
(Image courtesy of Ben Brooksbank)

Why not try our DCC fitting service?
OR76AR001 / 002 / 003 - Fitted and
fully tested with a Hatton's decoder
for £110

ICI Hopper Wagons

Hattons's are producing, in partnership with Oxford Rail,
the very sought after ICI Hopper Wagons.



Specifications:

RP25 wheel profile with 3 hole wheels
NEM coupling pockets and tension lock couplings
Diamond frame bogies (1940's)
Plate frame bogies (1950's onwards)
Ladders (where applicable)
Vacuum reservoirs, brake hoses and piping
Handbrake wheels
Raised ICI lettering (larger size)
Full rivet detail
Brake shoes in line with wheels
Pin point axles/axleboxes
Interior Hopper detail (doors etc)
Optional load for wagon (sold separately)
Etched metal ladders
Close couplings

Now available to pre-order at
ehattons.com/ici

Class 02 Tango



3910 - 02/3 Tango 3965 in LNER black with stepped tender
3911 - Class 02/3 Tango 63954 in British Railways early
livery with stepped tender
3912 Class 02/3 Tango 63948 with BR Early crest and
stepped tender
3913 - Class 02/3 Tango in 63952 BR Black with late crest
and stepped tender
3920 - Class 02/4 3962 in LNER black with flush tender
3921 - Class 02/4 Tango 63983 in BR Black with early crest
and flush tender
3922 - Class 02/4 Tango 63975 in BR Black with late crest
and flush tender
3923 - Class 02/4 Tango 63982 in BR Black with late crest
and flush tender

Available to pre-order now for £148.00
(Price is estimated)

Due for release early 2016

UK P&P £4 Tracked & Signed
£7 P&P Guaranteed Next Day

See all future releases at

Tel: **0151 733 3655** info@ehattons.com

364-368 Smithdown Road, Liverpool, L15 5AN

Phones Open **Mon to Fri** 7am to 8:30pm **Sat** 7am to 6pm **Sun** 9am to 5pm

Shop Open **Mon to Sat** 9am to 5pm **Sun** 10am to 4pm

19,000+ items available on www.ehattons.com/brm



Pre-order at www.ehattons.com/bachmann2015

Class 6P Royal Scot 4-6-0
Pre-order for £135.00



31-285 6130 'The West Yorkshire Regiment' in LMS crimson
31-286 46163 'Civil Service Rifleman' in BR black
31-287 46151 'The Royal Horse Guardsman' BR green

Class V2 2-6-2
Pre-order for £135.00



31-566 3645 in LNER black
31-567 60881 in BR green with late crest

Class J39 0-6-0
Pre-order for £80.00



31-866 1803 in LNER Black
31-867 64792 in BR black with early emblem

Class K3 2-6-0
Pre-order for £95.00



32-279A 1304 in LNER lined black
32-281 61862 in BR lined black with early emblem
Class 94xx 0-6-0
Pre-order for £85.00



35-025 9402 in GWR Green
35-026 9487 in BR black with early emblem
35-027 9479 in BR black with late emblem

LNWR 0-6-2T Webb Coal Tank
Pre-order for £101.96



35-050 LNWR plain black livery
35-051 LMS black livery
35-052 BR black early emblem

Class 70 diesel
Pre-order from £98.00



31-590 70015 in Freightliner livery with air intake modifications
£152.95

31-591 70805 in Colas livery with air duct boxes £98.00

Class 117 3-Car DMU
Pre-order for £170.00



35-500 Class 117 3 car suburban DMU in BR green with speed whiskers

35-501 Class 117 3 car suburban DMU in BR blue & grey

35-502 Class 117 3 car suburban DMU in Network SouthEast livery

Class 121 "Bubble Car" DMU
Pre-order for £127.50



35-525 Class 121 'Bubble Car' single car DMU in BR green with speed whiskers

35-526 Class 121 'Bubble Car' single car DMU in BR blue & grey

35-527 Class 121 'Bubble Car' single car DMU in Network SouthEast livery

Limited Edition J94s & Austeritys, Class 14xx & Kings from Hatton's, being produced by DJ Models

Class 14xx
Pre-order for £99



Pristine

H1401 48xx 4825 in GWR unlined green Great Western
H1404 58xx 5808 in GWR unlined green Shirtbutton
H1406 14xx 1420 in GWR unlined green G W R
H1408 58xx 5816 in BR lined black BRITISH RAILWAYS
H1409 14xx 1470 in BR lined black early emblem
H1410 58xx 5819 in BR unlined black early emblem
H1413 14xx 1444 in BR lined green early emblem
H1414 14xx 1450 BR lined green late crest
H1416 14xx 1409 BR unlined green late crest

Lightly Weathered

H1402 58xx 5814 in GWR unlined green Great Western
H1403 48xx 4871 in GWR unlined green Shirtbutton
H1405 48xx 4807 in GWR wartime black G W R
H1407 58xx 5802 in GWR unlined green G W R
H1411 58xx 5801 in BR unlined green G W R

Heavily Weathered

H1412 14xx 1474 in BR unlined black early emblem
H1415 14xx 1432 BR lined green late crest

www.ehattons.com/j94

Austeritys & J94 Limited Editions of 200
Pre-order for £99



Pristine

J9401 "Robert" in NCB Bold Colliery lined green
J9402 71515 in Mech Navvies maroon
J9407 4 in NCB Backworth Colliery lined black
J9408 98 "Royal Engineer" in Army green
J9410 15 in Wemyss Private Railway lined brown

Lightly Weathered

J9403 J94 68012 in BR black late crest
J9405 "Hurricane" in NCB Bickershaw Colliery lined green
J9409 7 in NCB Littleton Colliery lined blue

Very Heavily Weathered



J9404 1763 NCB Peckfield Colliery lined maroon with chevrons
J9406 8 in NCB Mountain Ash Colliery lined green

www.ehattons.com/14xx

Class 6000 King
Pre-order for £169



HK01 6000 "King George V" in GWR lined green with roundel
HK02 6019 "King Henry V" in GWR lined green with shield
HK03 6021 "King Richard II" in GWR lined green with shirtbutton
HK04 6029 "King Edward VIII" in GWR un-lined wartime green
HK05 6018 "King Henry VI" in GWR lined green
HK06 6025 "King Henry III" in BR ultramarine blue
HK07 6027 "King Richard I" in BR/GWR lined green
HK08 6028 "King George VI" in BR lined blue with early crest



HK09 6023 "King Edward II" in BR lined blue with early crest
HK10 6009 "King Charles II" in BR lined green with early crest
HK11 6017 "King Edward IV" in BR lined green with late crest
HK12 6026 "King John" in BR lined green with late crest
HK13 6005 "King George II" in BR lined green with late crest
HK14 6024 "King Edward I" in BR lined green with late crest
HK15 6000 "King George V" in BR lined green with early emblem

DCC Fitted versions also available for £179

HK01DCC - HK15DCC

www.ehattons.com/king

www.ehattons.com/preorder

Pre-orders accepted via credit or debit card only

Pre-order prices subject to manufacturer RRP.



Visit

www.ehattons.com/preorder

for all forthcoming releases

OO Gauge (1:76 Scale)

Steam locos

R3292 BR Black 0-4-0 loco 56011 - Hornby Collectors Club special edition (Hor) **NEW** £26



BARGAIN

31-931 Class 1000 Midland Compound 4-4-0 1189 in LMS black (Bac) (list £139.95) **BARGAIN** £89



BARGAIN

31-932DC Class 1000 Midland Compound 4-4-0 40934 in BR lined black early emblem. DCC On Board (Bac) (list £159.95) **BARGAIN** £89



BARGAIN

31-933 Class 1000 Midland Compound 4-4-0 41157 in BR lined black late crest (Bac) (list £139.95) **BARGAIN** £89
R3213 Class 101 Holden 0-4-0T 3102 in SR olive green - Hornby 2013 Collectors club limited edition (Hor) **NEW** £26



BARGAIN

32-828A Class 2MT Ivatt 2-6-0 46526 in BR lined green late crest - weathered (Bac) £110.46



BARGAIN

31-127 Class 30xx 2-8-0 ROD 3023 in BR black early emblem (Bac) (list £129.95) **BARGAIN** £80




BARGAIN

31-089 Class 32xx 4-4-0 Dukedog 3214 in GWR green shirtbutton logo (Bac) £118.96



BARGAIN

31-088 Class 32xx 4-4-0 Dukedog 9028 in BR black early emblem (Bac) £118.96



BARGAIN

NEW
32-235 Class 3F Fowler Jinty 0-6-0 tank 47673 in BR black late crest - weathered (Bac) **NEW** £80.71



NEW

NEW
32-227B Class 3F Fowler Jinty 0-6-0 tank 7341 in LMS black (Bac) **NEW** £72.21



BARGAIN

R2882 Class 3P Jinty 0-6-0 tank loco 24 in S&DJR (Hor) (list £32.49) **BARGAIN** £21



BARGAIN

R3301 Class 4073 Castle 4-6-0 5043 "Earl of Mount Edgcumbe" in BR green early emblem (Hor) £134.25
R3169 Class 4900 4-6-0 Hall 5972 "Ofton Hall" in GWR (Railroad range). New tooling for 2013 (Hor) £67



NEW

NEW
R3313 Class 4F 0-6-0 4323 in LMS black (Hor) **NEW** £92.58
R3314 Class 4F 0-6-0 44341 in BR black early crest (Hor) **NEW** £92.58
R3276 Class 4P Compound 4-4-0 1072 LMS black Fowler tender (Railroad range) (Hor) £69.50



NEW

R2881 Class 5 Black 5 5112 in LMS lined black (Railroad Range) (Hor) £66



31-168 Class 5 L&YR 2-4-2T 10713 in LMS crimson (Bac). £90.06



31-169 Class 5 L&YR 2-4-2T 50795 in BR lined black early emblem (Bac) £90.06
R3224 Class 52XX 2-8-0 5239 in BR black late crest (Hor) £111.20



32-084 Class 56XX 0-6-2 6677 in GWR green (Bac). £76.46



NEW
R3331 Class 6000 4-6-0 "King James" GWR (Hor) **NEW** £159.99



NEW
R3332 Class 6000 King 4-6-0 "King Edward VIII" BR Late Crest (Hor) **NEW** £159.99



NEW
R3370TTS Class 6000 King 4-6-0 "King Richard II" BR Early Crest featuring TTS sound (Hor) **NEW** £179.99



NEW
R3330 Class 6000 King 4-6-0 6000 "King George V" in Early BR green (as preserved) (Hor) **NEW** £148.14




R3278 Class 6P Patriot 4-6-0 45518 "Bradshaw" in BR green early crest - Railroad range (Hor) £64.80



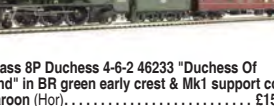
R3226 Class 72XX 2-8-2 7218 in BR black early crest (Hor) £120.50



R3244TTS Class 8 4-6-2 71000 "Duke Of Gloucester" in BR green late crest - TTS Sound (Hor) (list £139.99) **BARGAIN** £94



R3221 Class 8P Duchess 4-6-2 46233 "Duchess Of Sutherland" in BR green early crest & Mk1 support coach in BR maroon (Hor) £157.60



R3086 Class A1 "Flying Scotsman" in LNER Apple green. Upgraded to 3-pole motor flywheel (Railroad range) (Hor) (list £84.99) **BARGAIN** £55



R3303 Class D16/3 "Claud Hamilton" 4-4-0 E2524 in early BRITISH RAILWAYS black (Hor) £101.90



R3303 Class D16/3 4-4-0 62581 in BR black early emblem - weathered (Hor) £101.84



R3284TTS Class A1 4-6-2 4472 "Flying Scotsman" in LNER green TTS Sound - Railroad range (Hor) £92.70



32-5508A Class A1 4-6-2 60163 "Tornado" in BR lined Brunswick green (Bac) (list £159.95) **BARGAIN** £95



R3060 Class A1 4-6-2 60163 "Tornado" in British Railways Apple Green (Railroad Range) (Hor) (list £89.99) **BARGAIN** £56



NEW
31-528A Class A2 4-6-2 60529 "Pearl Diver" in BR lined green late crest. (Bac) **NEW** £144.45



31-531 Class A2 4-6-2 60536 "Trimbrush" in BR lined green early emblem (Bac) £144.45



NEW
R3371 Class A4 4-6-2 "Mallard" Locomotive - Railroad range (Hor) **NEW** £74.06



NEW
R3306 Class A4 4-6-2 2509 "Silver Link" in LNER silver - The Silver Jubilees Collection (Hor) **NEW** £134.25



NEW
R3307 Class A4 4-6-2 2510 "Quicksilver" in LNER silver - The Silver Jubilees Collection (Hor) **NEW** £134.25



NEW
R3308 Class A4 4-6-2 2511 "Silver King" in LNER silver - The Silver Jubilees Collection (Hor) **NEW** £134.25



NEW
R3320 Class A4 4-6-2 60023 "Golden Eagle" in BR blue early crest (Hor) **NEW** £134.25



NEW
R3004X Class B17 4-6-0 61631 "Serlby Hall" in BR Green early emblem (Hor) **NEW** £122



NEW
R3004 Class B17 4-6-0 61631 "Serlby Hall" in BR Green early emblem (Hor) **NEW** £106
31-146 Class D11/1 4-4-0 62663 "Prince Albert" BR black early emblem (Bac) £101.96



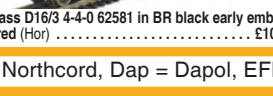
R3235 Class D16/3 "Claud Hamilton" 4-4-0 E2524 in early BRITISH RAILWAYS black (Hor) £101.90



R3303 Class D16/3 4-4-0 62581 in BR black early emblem - weathered (Hor) £101.84



R3303 Class D16/3 4-4-0 62581 in BR black early emblem - weathered (Hor) £101.84



35-078 Class E4 Brighton tank 0-6-2 32500 in BR black late crest (Bac) (list £109.95) **BARGAIN** £80



35-077 Class E4 Brighton tank 0-6-2 32556 in BR black early emblem (Bac) (list £109.95) **BARGAIN** £80



35-076 Class E4 Brighton tank 0-6-2 473 in Southern green (as preserved) (Bac) (list £109.95) **BARGAIN** £80



35-075 Class E4 Brighton tank 0-6-2 579 in LB & SCR umber (Bac) (list £109.95) **BARGAIN** £80



R3242 Class K1 2-6-0 62015 in BR early crest (Hor) £120.50
R3305 Class K1 2-6-0 62059 in BR black early crest - weathered (Hor) £120.36
R3227 Class O1 2-8-0 63663 in BR black late crest (Hor) £121.60



31-001Z Class O4 2-8-0 Robinson ROD 63743 (shed 9G) in BR black late crest - weathered. Ltd Edition of 512 (Bac) (list £148.72) **BARGAIN** £119



R3329 Class S15 4-6-0 30830 in BR black late crest (Hor) £124.99



R3328 Class S15 4-6-0 30843 in BR black early emblem (Hor) £124.99



R3327 Class S15 4-6-0 824 in Southern Railway olive green (Hor) £124.99



R3208 Class V Schools 4-4-0 30915 "Brighton" in BR black early emblem & tender (Hor) (list £139.99) **BARGAIN** £105



32-954 Standard class 4MT 2-6-0 76058 in BR lined black early emblem (Bac) (list £119.95) **BARGAIN** £74



32-508 Standard Class 5MT 73049 in BR lined green late crest & BR1 tender (Bac) (list £129.95) **BARGAIN** £82



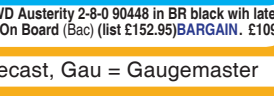
32-509 Standard class 5MT 73109 in BR lined black early emblem and BR1B tender (Bac) (list £129.95) **BARGAIN** £89
32-261 WD Austerity 2-8-0 90441 in BR black early emblem (Bac) £114.71



32-260DC WD Austerity 2-8-0 90448 in BR black with late crest. DCC On Board (Bac) (list £152.95) **BARGAIN** £109



32-260DC WD Austerity 2-8-0 90448 in BR black with late crest. DCC On Board (Bac) (list £152.95) **BARGAIN** £109



Visit

www.ehattons.com/brm19,000+ items available
with live stock information

Train packs

30-325 Ambulance Train No 40 Train Pack GWR Class 3700 No 3711 'City of Birmingham' in WW1 khaki, 3 x coaches in olive green & 8 x WW1 figures (Bac)..... £140.20
 30-575 The Railway Children Train Pack GWR 57xx Pannier in GNSR, 2 x GNSR Coaches & Scenecraft Oakworth Station Building (Bac)..... £114.71
 30-525 The Shakespeare Express Train Pack Hall Class 4965 'Rood Ashton Hall' in Great Western green, 2 x Pullman cars in amber & cream, BR Mk1 BSK coach in chocolate & cream & Stratford-Upon-Avon Open-top bus (Bac)..... £196.45
 R3220 Tysleye Connection train pack Hall Class 'Pitchford Hall' in GWR green & 3 Mk1 coaches in chocolate and cream (Hor) (list £199.99) BARGAIN..... £149

Diesel locos

10001HAP - 10001 BR Brunswick green orange, black & orange lining, Aug 1956 - Oct 1957, (Dap) (list £105)..... BARGAIN..... £94
 2503 Class 05 Hunslet shunter 'Cider Queen' green wasp stripes (industrial) (Hel)..... £100
 2501 Class 05 Hunslet shunter D2578 BR green wasp stripes (preserved) (Hel)..... £100



2502 Class 05 Hunslet shunter D2581 in BR green wasp stripes (Hel)..... £100
 2522 Class 05 Hunslet shunter D2595 BR blue wasp stripes (preserved) (Hel)..... £100
 2521 Class 05 Hunslet shunter D2600 BR green wasp stripes (Hel)..... £100



1601 Class 16 North British diesel D8401 BR green small yellow warning panels, Ltd Ed of 750 (general release), (Hel) (list £134.95)..... BARGAIN..... £72



1602 Class 16 North British diesel D8404 BR green Stratford-style yellow warning panels, Ltd Ed of 750 (general release) (Hel) (list £134.95)..... BARGAIN..... £72



1603 Class 16 North British diesel D8407 BR green with full yellow ends, Ltd Ed of 750 (general release) (Hel) (list £134.95)..... BARGAIN..... £72
 1604 Class 16 North British diesel D8409 BR green grey roof, Gloss finish, Ltd Ed of 750 (general release) (Hel) (list £134.95) BARGAIN..... £72
 32-038DS Class 20 20124 in BR blue with indicator discs - weathered, DCC Sound (Bac)..... £195.46



32-034A Class 20 20141 in BR green full yellow ends - weathered (Bac)..... £97.71



32-044 Class 20 D8028 in BR green indicator discs & tablet catcher (Bac)..... £93.46



32-045 Class 20 diesel 20118 'Saltburn-by-the-Sea' in BR Railfreight red stripe (Bac)..... £93.46
 4D-012-002 Class 22 B-B Diesel Hydraulic D6327 in BR Green, Amended yellow panels and disc headcode box (Dap)..... £103
 D1000H Class 22 B-B Diesel Hydraulic D6328 (font A) BR blue full yellow ends (Dap)..... £104



2320 Class 23 Baby Deltic D5900 green headcode discs and frost grilles - gloss (Hel) (list £129.95) BARGAIN..... £59
 2321 Class 23 Baby Deltic D5901 green headcode discs and frost grilles (Hel) (list £129.95)..... BARGAIN..... £59



2322 Class 23 Baby Deltic D5905 green headcode discs and no frost grilles (Hel) (list £129.95) BARGAIN..... £59



32-331 Class 25/1 25043 in BR Green full yellow ends - weathered (Bac) NEW..... £89.21



32-408 Class 25/3 diesel 25286 in BR blue domino headcode (Bac)..... £93.46



2800~ Class 28 Co-Bo Diesel D5700 Full BR Green - modified windows, (Hel) (list £125)..... BARGAIN..... £80



2809~ Class 28 Co-Bo Diesel D5708 BR Green Full Yellow Ends, (Hel) (list £125)..... BARGAIN..... £89
 2807~ Class 28 Co-Bo Diesel D5711 in Full BR Green modified windows, (Hel) (list £125)..... BARGAIN..... £89
 3414 Class 33/0 diesel D6570 BR green full yellow ends and BR coach roundels (Hel)..... £95



32-786 Class 37/0 37174 in EWS domino headcode - weathered (Bac)..... £106.21



32-785DS Class 37/0 37254 in BR Departmental Civil Link Dutch - weathered, DCC Sound (Bac)..... £203.96



32-370 Class 37/4 diesel 37405 in DRS Compass (Bac)..... £101.96



32-389 Class 37/4 diesel 37421 in Colas (Bac) NEW..... £101.96



32-067 Class 43 North British (NBL) Warship 842 'Royal Oak' in BR blue, New tooling (Bac)..... £118.96



32-066 Class 43 North British (NBL) Warship D835 'Pegasus' in BR green small yellow panel, New tooling (Bac)..... £118.96



32-065 Class 43 North British (NBL) Warship D865 'Zealous' in BR maroon small yellow panel, New tooling (Bac)..... £118.96



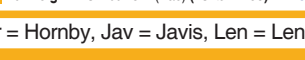
32-680 Class 45 45036 in BR blue split centre headcode (Bac)..... £101.96



32-681 Class 45 D108 in BR green split centre headcode - weathered (Bac)..... £110.46



32-816 Class 47/3 47365 'Diamond Jubilee' in BR Railfreight Distribution (Bac) (list £114.95) BARGAIN..... £72



32-817 Class 47/7 47745 'Royal London Society For The Blind' in RES red & grey (Bac) (list £114.95) BARGAIN..... £72



32-815 Class 47/8 47834 'Fire Fly' BR Intercity Swallow (Bac) (list £114.95)..... BARGAIN..... £78



32-532 Class 55 55007 'PINZA' in BR blue Finsbury Park white cab windows - weathered" (Bac)..... £113.01



R2879 Class 55 Deltic diesel 55001 'St Paddy' in BR blue (Hor) (list £52.49)..... BARGAIN..... £43
 32-762DS Class 57/3 57312 'The Hood' Virgin Trains - weathered, DCC Sound (Bac)..... £203.96
 5822 Class 58 58006 Railfreight Redstripe Livery (Hel)..... £125
 5823 Class 58 58036 Railfreight Redstripe Livery Orange Central Stripe (Hel) £125



R3267XS Class 60 60005 'Skiddaw' in Transrail triple grey - Sound fitted (Hor)..... £229.90



R3266 Class 60 60090 'Quinag' in Railfreight Coal sector (Hor) NEW..... £146



R3268 Class 67 67003 in Arriva Trains Wales (Hor) (list £139.99)..... BARGAIN..... £112
 31-588 Class 70 PowerHaul diesel 70005 Freightliner - weathered (Bac)..... £127.46



4D-006-001 Class 73 electro-diesel 73105 in BR blue large logo (Dap) NEW..... £119.51



4D-006-002 Class 73 electro-diesel 73124 in BR blue full yellow ends (Dap) NEW..... £119.51



4D-006-000 Class 73 Intercity 73102 'Airtour Suisse' (Dap) NEW..... £119.51



4D-006-004 Class 73/0 electro-diesel E6003 in BR green lower grey panels (Dap) NEW..... £119.51
 31-995 Class D16 LMS 10000 BR Brunswick green lined orange & black (Bac)..... £101.96
 31-996 Class D16 LMS 10000 in BR Brunswick green part eggshell blue waistband (Bac)..... £101.96



1509 D8204 in plain green numbers on front & rear (Hel)..... £94



1718 D8523 in blue full yellow ends (Hel)..... £94



1719 D8558 in green small yellow panels (Hel)..... £94



1720 D8594 in green small yellow panels (Hel)..... £94



4010 - English Electric DP2 prototype in BR Brunswick green (as per 1962 to May 1965) (Hel) (list £129.95) BARGAIN..... £75



4011 - English Electric DP2 prototype in BR two-tone green (as per 1965 until withdrawal in 1967) (Hel) (list £129.95) BARGAIN..... £70

Electric locos

31-678 Class 85 (AL5) Bo-Bo Electric B5026 in BR blue single pantograph (Bac) (list £112.45)..... BARGAIN..... £86



31-677 Class 85 (AL5) Bo-Bo Electric E3056 in BR Blue single pantograph, (Bac) (list £139.95) BARGAIN..... £79



31-679 Class 85 (AL5) Bo-Bo Electric E3095 BR Electric Blue small yellow panel (Bac)..... £118.96



R3365 Class 91 91120 in East Coast Trains (Hor) NEW..... £83.32



9002 Metropolitan Bo-Bo electric 1 in wartime grey (Hel)..... £107



9000 Metropolitan Bo-Bo electric 20 in Metropolitan (Hel)..... £107



9001 Metropolitan Bo-Bo electric 9 'John Milton' in Metropolitan (Hel)..... £107

HSTs

R3270 Class 43 twin pack - Midland Mainline HST in teal green (Hor)..... £194.70



R3366 Network Rail Measurement Train Drive Units (Hor) £189.99

DMUs

32-286 Class 101 2 Car DMU in BR green small yellow warning panel 'Shrewsbury/Aberystwyth' (Bac)..... £135.96
 32-286A Class 101 2 Car DMU BR green yellow panel - weathered (Bac) £144.46



31-535 Class 105 Ravens 2 Car DMU in BR blue full yellow ends (Power Twin Unit) (Bac) (list £119.95) BARGAIN..... £78



32-906 Class 108 2 Car DMU in BR green half yellow ends (Bac) (list £139.95)..... BARGAIN..... £72.50
 32-906* Class 108 2-car DMU in BR blue & grey full yellow ends (Bac) (list £139.95)..... BARGAIN..... £72.50





Prices valid until 10/02/16

Orders received after this date for products that have increased in price will be given a refund



32-912 Class 108 3 Car DMU in BR blue full yellow ends (Bac) (list £169.95).....**BARGAIN**.....£86



8942 Class 128 DPU in BR blue - weathered M55995 (Hel) (list £129.95).....**BARGAIN**.....£69



8993 Class 128 DPU in BR Blue full yellow ends and Midland style fronts M55990 (Hel) (list £119.95)**BARGAIN** £52



8992 Class 128 DPU in BR Blue small yellow panels and Midland style fronts M55990 (Hel) (list £119.95)**BARGAIN** £52



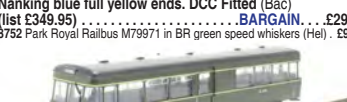
8991 Class 128 DPU in BR green small yellow panels & Midland style fronts M55989 (Hel) (list £119.95)**BARGAIN** £69



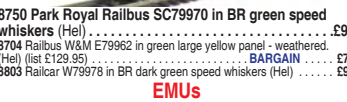
8990 Class 128 DPU in BR green speed whiskers and Midland style fronts M55987 (Hel) (list £119.95)**BARGAIN** £69



8902 Class 128 DPU W55991 in early BR blue white cab roof domes and yellow gangway door covers (Hel) (list £119.95).....**BARGAIN**.....£69



31-256DC Class 251 Blue Pullman 6-car Midland set in Nanking blue full yellow ends. DCC Fitted (Bac) (list £349.95).....**BARGAIN**.....£290



8752 Park Royal Railbus M79971 in BR green speed whiskers (Hel).....**BARGAIN**.....£97



8750 Park Royal Railbus SC79970 in BR green speed whiskers (Hel).....**BARGAIN**.....£97



8704 Railbus W&M E79962 in green large yellow panel - weathered. (Hel) (list £129.95).....**BARGAIN**.....£79



8803 Railcar W79978 in BR dark green speed whiskers (Hel).....**BARGAIN**.....£94



R3341 Class 2-HAL 2 Car train pack in BR blue (Hor).....£120.60



31-030^ Class 350/1 Desiro 4 Car EMU 350 111 'Apollo' in Silver Link (unbranded) (Bac) (list £189.95)**BARGAIN**.....£99



R3259 Class 401 2-BIL 2 car EMU in BR blue - As preserved at the NRM (Hor) (list £130.25)**BARGAIN**.....£74



31-375 Class 416 2-car EPB EMU in BR blue (Bac) (list £124.95).....**BARGAIN**.....£72



31-267 Class 419 Motor Luggage Van (MLV) in BR blue & grey (Bac) (list £104.95).....**BARGAIN**.....£64



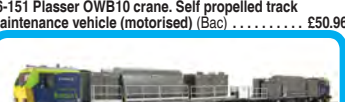
31-266 Class 419 Motor Luggage Van (MLV) in BR Southern Region green yellow panel (Bac) (list £104.95)**BARGAIN**.....£64



B800 Non-motorised OO Track Cleaner motorised cleaning heads & vacuum in blue (Dap).....£56



36-151 Plasser OWB10 crane. Self propelled track maintenance vehicle (motorised) (Bac).....£50.96



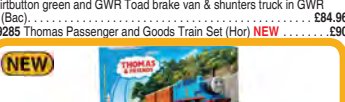
31-577 Windhoff MPV Multi-Purpose master and slave units in 'Railcraft' (Bac) (list £148.95)**BARGAIN**.....£79



R1174 Breakdown Hauler Train Set 0-4-0 loco, Breakdown Crane and Support Van (Hor) (list £119.99)**BARGAIN**.....£59



R1151 Caledonian Belle trainset 0-4-0 steam loco in blue 4 wheel coach & open wagon (Hor).....£49



30-170 Thames Clyde Express Midland Compound 1000, 2 x corridor composite & 3rd brake coach in LMS (Bac).....£148.71



30-080 The Western Wanderer Class 57xx Pannier 3650 in GWR shirubutton green and GWR Toad brake van & shunters truck in GWR (Bac).....£84.96



R9285 Thomas Passenger and Goods Train Set (Hor) **NEW**.....£90



30-048 Highland Tourer Digital Sound Set Class 37/4 37418 in BR blue and Mk2 TSO & BSO coaches in Far North green & cream (Bac).....£255



39-001 2 x Mk1 coaches in 'Works Test Train' in BR blue & grey - weathered (Bac).....£72.21

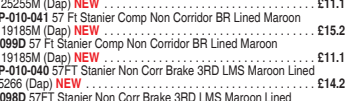
4F-034-108 21T Hopper Simpson 78 (Dap) **NEW**.....£9.90

4F-034-109 21T Hopper Simpson 76 (Dap) **NEW**.....£10.80

4F-052-029 5 Plank 9 Ft Wheelbase Marshall 5 (Dap) **NEW**.....£9.70



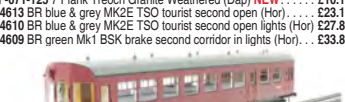
4F-052-030 5 Plank 9 Ft Wheelbase Marshall 5 (Dap) **NEW**.....£10.60



4F-010-042 5 Ft Stanier Brake Non Corridor BR Lined Maroon M25255M (Dap) **NEW**.....£15.20



4F-010-041 5 Ft Stanier Comp Non Corridor BR Lined Maroon M19185M (Dap) **NEW**.....£15.20



4F-010-040 5 Ft Stanier Non Corridor BR Lined Maroon M19185M (Dap) **NEW**.....£11.10



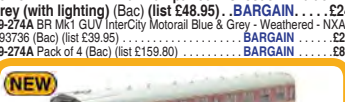
4F-010-039 5 Ft Stanier Non Corridor Comp LMS Maroon Lined 19185 (Dap) **NEW**.....£14.20



4F-071-124 7 Plank Treorch Granite (Dap) **NEW**.....£9.20



4F-071-125 7 Plank Treorch Granite Weathered (Dap) **NEW**.....£10.10



4F-071-126 7 Plank Treorch Granite TSO tourist second open (Hor).....£23.10



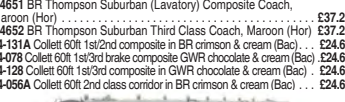
4F-071-127 7 Plank Treorch Granite TSO tourist second open lights (Hor).....£27.80



4F-071-128 7 Plank Treorch Granite TSO tourist second open lights (Hor).....£33.80



39-577 BR Hawksworth Auto Trailer Crimson (Bac).....£58.61



39-576 BR Hawksworth Auto Trailer Maroon (Bac).....£58.61



39-133D BR Mk1 FK First Corridor (SR) Green (Bac) **NEW**.....£33.11



39-291A BR Mk1 FP Pullman parlour 1st coach in blue grey (with lighting) (Bac) (list £48.95).....**BARGAIN**.....£24



39-274A BR Mk1 GUV InterCity Motorail Blue & Grey - Weathered - NXA E3736 (Bac) (list £39.95).....**BARGAIN**.....£21

39-274A Pack of 4 (Bac) (list £159.80).....**BARGAIN**.....£80

39-026J BR Mk1 SK 2nd Corridor Maroon. Running number TBA (Bac) **NEW**.....£33.11

39-301A BR Mk1 SK Pullman Second Kitchen Grey & Blue (With Lighting) (Bac) (list £48.95).....**BARGAIN**.....£24

39-025G BR Mk1 SK Second Corridor Blue & Grey E25898 (Bac) **NEW**.....£33.11

39-502 BR Mk1 SLSTP Sleeper Car in maroon (Bac).....£33

39-502 Pack of 4 (Bac) (list £155.80).....**BARGAIN**.....£120

39-053F BR Mk1 SO Second Open (SR) Green (Bac) **NEW**.....£33.11

39-311A BR Mk1 SP Pullman Second Parlour Grey & Blue (With Lighting) (Bac) (list £48.95).....**BARGAIN**.....£26

39-200C BR Mk1 Super BG Full Brake RES - Weathered (Bac) (list £39.95).....**BARGAIN**.....£18

R4659 BR Non-Corridor 57' Third Class Coach (Hor).....£37.27

R4651 BR Thompson Suburban (Lavatory) Composite Coach, Maroon (Hor).....£37.27

R4652 BR Thompson Suburban Third Class Coach, Maroon (Hor).....£37.27

34-131A Collett 60ft 1st/2nd composite in BR crimson & cream (Bac).....£24.61

34-078 Collett 60ft 1st/3rd brake composite GWR chocolate & cream (Bac).....£24.61

34-128 Collett 60ft 1st/3rd composite in GWR chocolate & cream (Bac).....£24.61

34-056A Collett 60ft 2nd class corridor in BR crimson & cream (Bac).....£24.61

34-053 Collett 60ft 3rd class corridor in GWR chocolate & cream (Bac).....£24.61

39-528 Ex-Southern CCT Covered Carriage Truck BR Blue (Bac).....£24.61

R4370D First Great Western Mk3 Standard Open Coach (Hor).....£28.38

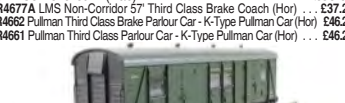
R4617 Intercity MK2E FO first open (Hor).....£23.10



76LRT007 Leyland Royal Tiger Coach North Western (Ox) **NEW**.....£13



39-460 LMS 57 ft Porthole Corridor Brake 3rd BR Crimson & Cream (Bac).....£33.96



39-470 LMS 60 ft Porthole Corridor Brake 1st BR Crimson & Cream (Bac).....£33.96



39-465 LMS 60 ft Porthole Corridor Composite in BR crimson & cream (Bac).....£33.96



R4677A LMS Non-Corridor 57' Third Class Brake Coach (Hor).....£37.27



R4662 Pullman Third Class Brake ParLOUR Car - K-Type Pullman Car (Hor).....£46.29



R4661 Pullman Third Class ParLOUR Car - K-Type Pullman Car (Hor).....£46.29



39-525 Southern PLV Passenger Luggage Van Southern Railway Green (Bac).....£24.61



38-300B Pack of 4 100 tonne HHA bogie hopper wagon in Freightliner Heavy Haul sliding end door (Bac) (list £159.80).....**BARGAIN**.....£135.83



38-300B Single (Bac).....£33.96



38-452A 13 ton Hyfil steel open wagon with sheet & highbar in BR bauxite (late) (Bac) **NEW**.....£15.26



38-450A 13 ton Hyfil steel open wagon in BR bauxite (early) (Bac) **NEW**.....£15.26



37-654A Pack of 4 14 Ton Tank Wagon 'Ronuk' (Bac) (list £63.80).....**BARGAIN**.....£34



37-654A Single (Bac) (list £15.95).....**BARGAIN**.....£9



37-253B 16 ton steel mineral wagon without top flap doors in BR grey weathered (Bac).....£12.71

37-537D 20 ton Brake Van BR Bauxite (Late) - Weathered (Bac).....£20.83

37-531 20 ton brake van in BR bauxite - weathered (Bac).....£20.83

38-602 21 Ton Grain Hopper BR Bauxite (Late) (Bac).....£19.51

38-044 31 tonne OBA open wagon in BR Railfreight brown (Bac).....£18.66

38-041B Megapack of 8 31 Tonne OBA open wagon in Railfreight (Bac) (list £175.60).....**BARGAIN**.....£116



Opening hours
Store: 09:00 - 17:00 Mon - Sat
10:00 - 16:00 Sun

07:00 - 20:30 Mon-Fri
07:00 - 18:00 Sat 09:00 - 17:00 Sun

Electronic components

Lighting equipment

R8211 Rolling road for all types of steam loco (utilises live rollers) (Hor).....£48



CL2 Standard Coach Lighting Strips - Warm White (Tra).....£17

Cables & Wires

PL-80 Power feed joiners - Code 100/124 (x4 pairs) (Pec).....£5.50

Spare

SL-11 Insulated rail joiners/fishplates (for OO, HO & O gauge code 100 rails incl. Hornby, Peco & Peco Streamline) - Pack of 12 (Pec).....£2

Metal Conductive RAIL JOINERS

HO/OO, O and O-16.5

SL-10 Metal rail joiners/fishplates (for code 100 rails inc Hornby, Peco & Peco Streamline). For OO, HO & O gauge - Pack of 24 (Pec).....£2.50

Wheel sets

R8218 14.1 mm coach wheels (pack of 10) (Hor).....£5

36-005A Pair of BR Mk1 coach bogies. Identical to 36-005 (Bac).....£6.76

36-007A Pair of Bulleid bogies (Bac).....£6.76

Buildings - railways

PO213 2 Road Red Brick Engine Shed & Workshop Building (Card Kit) (Met).....£12.50



LK-20X Double length overall arched station roof (Pec).....£20



44-126 Modern Single Road Servicing Shed (Bac).....£46.71

PO216 Platform kit in red brick - Makes up to 8ft (Card Kit) (Met).....£9

44-573 Platform Monitors and Cameras - 1 x monitor and 1 x camera (Bac).....£14.41

44-002 Washing plant - Scenecraft range (Bac).....£25.46

Man-made scenic structure - railway-related



89121 21.5 metre (90ft) Motorised turntable - ready for installation. Upgraded 89111. For HO/OO scales. DCC ready (Hel).....£199



LK-55 76ft Well type turntable (Pec).....£38

R083 Buffer Stop (Hor).....£14.40

R083 Box of 6 (Hor).....£8



44-129 Fuel Storage Tank (110 x 55 x 60mm) (Bac).....£25.46

LK-85 Linedside Flexible Field Fencing (1080mm) (Pec) NEW.....£3.50

LK-86 Linedside Gates & Stiles (2 field gates, 2 stiles, 1 wicket gate) (Pec) NEW.....£4

SL-43 Loco Lift and storage unit (Pec).....£11

R514 Platform Canopy x2 (Hel).....£12

Signals

R169 Home junction signal (Hor).....£10

DS1 One Touch DCC Signal Home (R/G) (Tra).....£22

Buildings - general

R9820 Skaledale Diesel Fuel Tank (Hor) NEW.....£12.95

R9809 Skaledale Garage Outbuilding (Hor) NEW.....£17.58

R9819 Skaledale High Brooms Platform Building (Hor) NEW.....£33.32



R9818 Skaledale High Brooms Station (Hor) NEW.....£46.29

R9814 Skaledale Platform Signal Box (Hor) NEW.....£22.21

R9823 Skaledale Platform Subway (Hor) NEW.....£17.58

R9824 Skaledale Station Office (Hor) NEW.....£33.32



R9822 Skaledale Steam Shed (Hor) NEW.....£46.29

Man-made scenic structure - non-railway

44-016 Fuel Storage Tanks (Bac).....£33.96

Bridges, Tunnels & Walls

44-568 Quayside walls (Bac).....£33.96

PO244 Retaining Wall in Red Brick - 4 sections per kit (Met).....£11

PO245 Retaining Wall in Stone - 4 wall sections per kit (Met).....£11

People - civil



36-047 Locomotive staff x 6 (Bac).....£6.21

36-044 Station passengers standing x 6 (Bac).....£6.21

36-043 Station staff x 6 (Bac).....£6.21

Track - Code 100 Setrack

ST-245 Setrack curved double radius left handed point insulfrog (Pec) £14



ST-241 Setrack No.2 radius left handed point insulfrog (Pec).....£9



ST-240 Setrack No.2 radius right handed point insulfrog (Pec).....£9

ST-204 Setrack Quad Straight (Pec).....£3.50

ST-204 Box of 24 (Pec).....£76

Track - Code 100 Streamline




SL-100 Pack of 25 1 yard (91.5cm) length of Code 100 Wooden-sleeper nickel silver flexible track (Pec).....£66

SL-100 Single (Pec).....£3

SL-102 Pack of 25 1 yard (91.5cm) length of Nickel Silver concrete-sleeper flexible track (Pec).....£70

SL-102 Single (Pec).....£3

SL-E98 3 way medium radius point electrofrog (Pec).....£25



SL-99 3 way medium radius point insulfrog (Pec).....£25




SL-90 Double slip insulfrog (Pec).....£31

SL-87 Left hand curved point (Pec).....£12.50


SL-E87 Left hand curved point electrofrog (Pec).....£12.50

SL-E89 Left hand large point electrofrog (Pec).....£12

SL-89 Left hand large point insulfrog (Pec).....£12



SL-96 Left hand medium point (Pec).....£10



SL-E96 Left hand medium point electrofrog (Pec).....£10


SL-92 Left hand small point (Pec).....£9.50

SL-E92 Left hand small point electrofrog (Pec).....£9.50



SL-86 Right hand curved point (Pec).....£12.50

SL-E86 Right hand curved point electrofrog (Pec).....£12.50



SL-E88 Right hand large point electrofrog (Pec).....£12

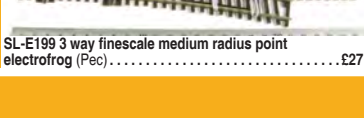


SL-95 Right hand medium point (Pec).....£10



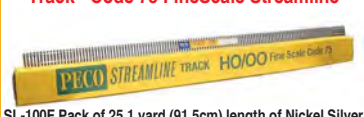
SL-E95 Right hand medium point electrofrog (Pec).....£10

SL-91 Right hand small point (Pec).....£9.50



SL-E91 Right hand small point electrofrog (Pec).....£9.50

Track - Code 75 FineScale Streamline



SL-100F Pack of 25 1 yard (91.5cm) length of Nickel Silver Finescale flexible track (Pec).....£72

SL-100F Single (Pec).....£3

SL-E190 Finescale double slip electrofrog (code 75 Rail) (Pec).....£35

SL-E187 Finescale left hand curved point electrofrog (Pec).....£12.50

SL-E189 Finescale left hand large point electrofrog (Pec).....£12



SL-E196 Finescale left hand medium point electrofrog (Pec).....£12

SL-E192 Finescale left hand small point electrofrog (Pec).....£10

SL-E186 Finescale right hand curved point electrofrog (Pec).....£12.50

SL-E195 Finescale right hand medium point electrofrog (Pec).....£12

SL-E191 Finescale right hand small point electrofrog (Pec).....£10

Track & Points



R605 Circle of 8 1st radius double curve (8 make a circle) (Hor).....£15

R605 Single (Hor).....£2.50

R607 2nd radius double curve track (8 make a circle) (Hor).....£2.25

R607 Circle of 8 (Hor).....£18

R609 3rd radius double curve track (8 make a circle) (Hor).....£3

R609 Circle of 8 (Hor).....£22

R6262 Double 4th radius curve (8 make a circle) (Hor).....£3

R601 Double Straight (Hor).....£2.25

R601 Box of 24 (Hor).....£49

R6072 Left Hand Standard Point (Hor).....£19

R603 Long Straight (Hor).....£3.25



36-603 Box of 10 Long straight track nickel silver (same as R603) (Bac) (list £34).....BARGAIN.....£24.80

36-603 Single (Bac).....£2.76

R6073 Right Hand Standard Point (Hor).....£9

R621 Single 970mm length of flexible track (Hor).....£3

R621 Pack of 24 (Hor).....£66

R600 Standard Straight (Hor).....£1.40

R600 Box of 24 (Hor).....£33

Track underlay



GM200 5 metres of realistic grey ballasted OO gauge underlay (Gau).....£19

SL-50 Roll of foam track under sleeper indentation. Suitable for Setrack and Streamline 5m long (16' 4") (Pec).....£9

Buses



76OWB011 Bedford OWB MacBraynes (Oxf) NEW.....£12

33802EFE Bristol RELH Coach 'Lincolnshire Road Car' (EFE) NEW.....£28



76PD2001 Leyland Titan PD2/12 Maidstone & District (Oxf).....£16

Cars

76AA006 Austin A40 MkII Glen Green - Snowberry White (Oxf) NEW.....£5

76ACF001 Austin Cambridge Persian blue/white (Oxf).....£5

76CA006 Ford Capri MkII Caspian Blue/Strato Silver (Oxf) NEW.....£5

76JAG005 Jaguar MKVII Twilight Blue (Oxf) NEW.....£5

76SR005 Sunbeam Rapier MkII Powder Blue (Oxf) NEW.....£5

Cars - racing

76DTYP003 Jaguar D Type Winner Lime Rock 1957 - Walt Hansgen (Oxf) NEW.....£4.75

Commercial vehicles

76STOB007 Atkinson 6 Wheel Dropside Stobart (comes white box) (Oxf) NEW.....£10

76STOB003 Atkinson Borden's Borden's (comes in white box) (Oxf) NEW.....£13

76ASV003 Austin Seven RN Van Liptons Tea (Oxf).....£5



76CA002 Bedford CA Ice Cream Walls (Oxf) NEW.....£5

76TR011 Benny Burger Mobile Trailer (Oxf) NEW.....£6

76STOB027 DAF 2800 Curtainside (Oxf) NEW.....£17

76STOB025 DAF FTGX105 Curtainside (Oxf) NEW.....£17

76STOB040 Eddie Stobart MAN TGX XLX Curtainside (Oxf) NEW.....£18

76STOB035 Eddie Stobart MAN TGX XXL Curtainside (Oxf) NEW.....£18

76STOB009 Eddie Stobart Scania 110 Flatbed Trailer (comes white box) (Oxf) NEW.....£13



76STOB012 Eddie Stobart Scania 94 6 Wheel Curtainside (comes in white box) (Oxf) NEW.....£13

76STOB039 Eddie Stobart Scania Highline Curtainside (Oxf) NEW.....£18

76STOB013 Eddie Stobart Scania Highline Tanker (comes white box) (Oxf) NEW.....£18

76STOB011 Eddie Stobart Scania Horsebox (comes white box) (Oxf) NEW.....£14

76STOB037 Eddie Stobart Scania R143M Curtainside (Oxf) NEW.....£18

76STOB034 Eddie Stobart Scania R420 Tophline Fridge (Oxf) NEW.....£18

76STOB041 Eddie Stobart Scania Steady Eddie (Oxf) NEW.....£18

76STOB010 Eddie Stobart Scania T Cab Curtainside (comes white box) (Oxf) NEW.....£17



76STOB015 Eddie Stobart Scania Walking Floor (Oxf) NEW.....£18

76STOB033 Eddie Stobart Volvo FH Curtainside (Oxf) NEW.....£18



DCR-21PIN-Direct Box of 10 21-pin 4-function 1.1Amp direct plug decoder back EMF (Hat).....£110

DCR-21PIN-Direct Single (Hat).....£12

DCR-21PIN-Direct Box of 5 (Hat).....£57



36-557 Pack of 5 21-pin E-Z Command 4-function 1A decoder back EMF (Bac) (list £92.50).....BARGAIN.....£70



36-557 Single (Bac).....£14.50

X9659 4-pin decoder for some train set locos and Sentinels (Hor).....£10

BPDC027 8 & 21-pin 4-function 1A (1.8A peak) small OMNI decoder (measures 23x 27w x 10d mm) x 5 (Gau).....£71



R8249 Box of 6 8-pin 4-function 2-sided 0.5A (1A peak) decoder (Hor).....£76



R8249 Single (Hor).....£14



DCR-8PIN-Direct Box of 10 8-pin compact direct 4-function 1.1Amp decoder back EMF (Hat).....£105

DCR-8PIN-Direct Single (Hat).....£13

DCR-8PIN-Direct Box of 5 (Hat).....£59

R8245 Sapphire digital decoder 1A current 1.5A stall (21 & 8-pin adapter included) (Hor).....£32

DCD-Z218-5 ZEN 218 21 & 8-pin 4-function 1.1A Decoder Stay Alive (22x16x4mm) (5 Pack) (DCC).....£100

DCD-Z360-5 ZEN 360 8-pin Direct 4-function 1.1A Decoder Stay Alive (14.2x12.5x3.5mm) (5 Pack) (DCC).....£100

DCC accessory decoders



R8247 DCC accessory decoder (for points and motors) (Hor).....£32

DCC controllers



R8214 DCC Elite unit digital controller (Hor).....£205

R8213 DCC Select unit (boxed) (Hor).....£90



R8312 e-LINK Module, Railmaster Software & 1 Amp Transformer (PC/Laptop Required) (Hor).....£68

Visit

www.ehattons.com/new

for new releases

NEW



76STOB038 Eddie Stobart Volvo FH Skeletal Trailer (Oxf) NEW £20
76STOB036 Eddie Stobart Volvo FH Waking Floor Trailer (Oxf) NEW £18

NEW



76STOB031 ERF EC14 Olympic Curtainside (comes in white box) (Oxf) NEW £17
76STOB023 ERF LV Flatbed Trailer (comes in white box) (Oxf) NEW £17
76FCG003 Ford Cargo Box Van Harris (Oxf) NEW £11
76SET37 Ford Transit 50th Anniversary Mk1 Mk3 Mk5 White (Oxf) NEW £13
76FTC004 Ford Transit Connect British Gas (Oxf) NEW £4.75
76STOB020 Konecranes Reach Stacker - Eddie Stobart (Oxf) NEW £18
76STOB024 Leyland Daf FT85CF Curtainside (comes white box) (Oxf) NEW £17
76STOB030 MAN L2000 (comes in white box) (Oxf) NEW £13
76STOB018 MAN L2000 Box Van (comes in white box) (Oxf) NEW £11



76MB001 Mercedes Actros MP4 GSC Curtainside "Eddie Stobart" (Oxf) £21
76SP010 Scammell Pioneer Silcock Bros (Oxf) NEW £11
76STOB019 Scania 143 Curtainside (comes in white box) (Oxf) NEW £17
76STOB028 Scania 94D 6 Wheel Box Van (Oxf) NEW £13
76SCL003 Scania Crane Lorry Eddie Stobart (Oxf) £14
76SHL06WF Scania Highline - Eddie Stobart - A P McCoy (Oxf) £18

NEW



76STOB008 Scania Highline Horsebox (comes in white box) (Oxf) NEW £14
76STOB022 Scania Highline Skeletal Trailer & Container (comes white box) (Oxf) NEW £20
76STOB032 Scania R440 Drawbar (Oxf) NEW £22
76DBU003 Scania Topline Drawbar Eddie Stobart (Oxf) NEW £23
76SHL07WF Stobart - Paul Hanagan (Oxf) NEW £18
76SHL08WF Stobart - Ryan Moore (Oxf) NEW £18
76STOB004 Stobart AEC Engo Tipper (comes in white box) (Oxf) NEW £10

NEW



76STOB005 Stobart LED Teletubby (comes in white box) (Oxf) NEW £14
76STOB006 Stobart MAN (comes in white box) (Oxf) NEW £17
76STOB002 Stobart Scania Topline (Oxf) NEW £17
76STOB001 Stobart Volvo FH (Oxf) NEW £17
76STOB017 Volvo FH Box Trailer (Oxf) NEW £17
76STOB029 Volvo FH460 Waking Floor Trailer (Oxf) NEW £18

Military ground vehicles

NEW



76TIL009 Austin Tilly Bomb Disposal (Oxf) NEW £5
76MWD006 Bedford MWD 10th Armoured Div 41st (Oldham) Royal Tank Regiment as per Tunisia 1943 (Oxf) NEW £6

NEW



76QLB001 Bedford QLB 4th Infantry, UK 1942 (Oxf) NEW £12
76TD010 Diamond 1980 Tank Transporter TRC Western Desert 1942 GHQ Cairo (Oxf) £20

NEW



76DOR001 Dorchester ACV (Armoured Command Vehicle) 8th Armoured Division (Oxf) NEW £8
76RAB010 Scammell Scarab Van Trailer Royal Navy (Oxf) NEW £8

Public Service vehicles



76LRD006 Land Rover Discovery 3 Cairns Blue Metallic (Oxf) NEW £4.50
76TN001 Thornycroft Nubian Major City of Birmingham AFS (Oxf) £12

N Gauge Steam locos



372-313 Class 21C1 Merchant Navy 4-6-2 35021 'New Zealand Line' in BR Malachite green (Gra) £135.96
372-311 Class 21C1 Merchant Navy 4-6-2 35023 'Holland-Afrika Line' BR green early emblem (Gra) £135.96
2S-009-004 Class 2884 2-8-0 3803 in GWR green GWR lettering (Dap) £105
372-626 Class 2MT Ivatt 2-6-0 46440 BR lined black early emblem (Gra) £93.46



372-625 Class 2MT Ivatt 2-6-0 46521 in BR lined green late crest (Gra) £93.46
2S-015-004 Class 2MT Ivatt 2-6-2 BR black early emblem - weathered (Dap) £57
372-061 Class 4F 0-6-0 3851 in LMS black Johnson tender (Gra) £93.46



372-062 Class 4F 0-6-0 43875 in BR black early emblem & Johnson tender (Gra) £93.46
372-060 Class 4F 0-6-0 43824 BR black late crest & Fowler tender (Gra) £93.46



372-752 Class 4MT Fairburn 2-6-4 tank 42073 in BR black late crest (Gra) £97.71
2S-007-007 Class 57xx Pannier #4607 in BR black early crest (Dap) £61
2S-007-012 Class 57xx Pannier 0-6-0 5764 in Great Western green (Dap) £61



2S-019-001 Class 6800 4-6-0 6820 'Kingstone Grange' in GWR green shirtbutton emblem (Dap) £100
2S-019-005 Class 6800 4-6-0 6837 'Forthampton Grange' in BR lined green early emblem (Dap) £100
372-481 Class 6P Jubilee 4-6-0 45572 'Eire' in BR lined green late crest - weathered (Gra) £118.96
2S-001-003 Class 7800 Manor 4-6-0 7805 'Broome Manor' in GWR green GWR lettering (Dap) £100
2S-013-004D Class 9F 2-10-0 92052 in BR black early emblem & BR10 tender. DCC Fitted (Dap) £106



372-385 Class A2 4-6-2 525 'A H Peppercorn' LNER Apple green (Gra) £135.96



372-387 Class A2 4-6-2 60527 'Sun Chariot' BR lined green black late crest (Gra) £135.96
372-388 Class A2 4-6-2 60532 'Blue Peter' BR lined green late crest (Gra) £135.96



372-386 Class A2 4-6-2 60537 'Bachelors Button' BR Brunswick green early emblem (Gra) £135.96
2S-008-004 Class A4 steam loco 60022 'Mallard' in BR dark blue early crest & double chimney (Dap) £119.60



2S-008-004D Class A4 steam loco 60022 'Mallard' in BR dark blue early crest & double chimney. DCC fitted (Dap) NEW £140.25



2S-008-005D Class A4 steam loco 60022 'Mallard' in BR green early crest & double chimney. DCC fitted (Dap) £140.25
2S-008-007D Class A4 steam loco 60027 'Seagull' in BR green early crest & double chimney (Dap) £119.60



2S-008-006 Class A4 steam loco 60029 'Woodcock' in BR green late crest (Dap) £119.60

2S-008-006D Class A4 steam loco 60029 'Woodcock' in BR green late crest. DCC Fitted (Dap) NEW £140.25

NEW



2S-008-007D Class A4 steam loco 60033 'Seagull' in BR green early crest & double chimney. DCC fitted (Dap) NEW £140.25
372-400 Class J39 0-6-0 1856 LNER Lined Black flat sided tender (Gra) £80.71
372-932 Class N 2-6-0 31811 in BR black late crest (Gra) £106.21



372-931 Class N 2-6-0 31844 in BR black early emblem (Gra) £106.21



372-930 Class N 2-6-0 868 in SR Olive green (Gra) £106.21
2S-021-002 Class Q1 0-6-0 33018 in BR black late crest (Dap) £94
372-186 Princess Coronation Class 4-6-2 48228 'Duchess of Norfolk' in BR Express Passenger blue early emblem (Gra) £127.46

Train packs



370-500 Cumbrian Mountain Express Train Pack Coronation Class 46229 'Duchess of Hamilton' in BR maroon late crest, 3 x Mk1 coaches in blue/grey & Scenecraft 'Ais Gill' Signal box (Gra) £131.71



370-400 Longmoor Military Railway Train Pack WD Austerity Class No.400 'Sir Guy Williams' & 3 x Mk1 suburban brake end coaches in LMR blue (Gra) £118.96

Diesel locos



371-054 Class 04 D2332 'Lloyd 2' in NCB yellow (Gra) NEW £72.21



371-015C Class 08 08672 in BR blue wasp stripes (Gra) NEW £76.46
2D-019-001 Class 122 diesel railcar W5500 BR green speed whiskers (Dap) £98
372-953 Class 14 diesel D9526 BR green wasp stripes - weathered (Gra) £72.08
371-033 Class 20 diesel D8011 BR green small yellow panel - weathered (Gra) £97.71



371-112 Class 31 diesel 31173 in BR blue full yellow ends (Gra) £100.26
371-111 Class 31 diesel D5596 in BR green small yellow panels (Gra) £100.26



2D-018-003 Class 35 Hymek D7013 in BR green (Dap) £79
371-455 Class 37 diesel 37251 in BR blue, weathered (Gra) £106.21



371-166 Class 37/4 diesel 37406 'The Saltire Society' in Railfreight Distribution (Gra) £89.21



371-168 Class 37/5 diesel 37506 Railfreight Red Stripe (Gra) £89.21



371-828B Class 47/0 diesel 47096 in BR blue (Gra) £101.96



371-825B Class 47/0 diesel D1572 in BR green small yellow panel (Gra) £101.96

372-246 Class 47/7 diesel 47715 'Haymarket' BR Network South East (Gra) £101.96
371-286 Class 55 diesel 'Deltic' D9002 'The King's Own Yorkshire Light Infantry' in BR green half yellow ends (Gra) £93.46
371-657 Class 57 diesel 57309 'Pride of Crewe' in DRS Compass (Gra) £93.46
371-385 Class 66 diesel 66546 in Freightliner (Gra) £89.21



2D-007-002D Class 66 diesel loco 66504 in Freightliner powerhaul green. DCC Fitted (Dap) £95
371-636 Class 70 PowerHaul diesel 70003 Freightliner (Gra) (list £119.95) BARGAIN £82.50
371-637 Class 70 PowerHaul diesel 70006 Freightliner (Gra) (list £119.95) BARGAIN £82.50

Electric locos

371-802 Class 91 electric 91201 'Archbishop Thomas Cranmer' DVT GNER. (Gra) (list £114.40) BARGAIN £49

HSTs



2D-019-003 Class 43 HST Book Set in Intercity Executive - W43126, W43125 & two Mk 3 coaches (Dap) £135



2D-019-004 Class 43 HST Book Set in Intercity Swallow - 43075, 43106 & two Mk 3 coaches (Dap) £135

DMUs



371-511 Class 101 3-car DMU in BR blue & grey (Gra) £118.96
2D-009-000 Class 121 single car DMU 'Bubble car' W55022 in BR green small yellow warning panel (Dap) £90



2D-009-001 Class 121 single car DMU 'Bubble car' W55027 in BR green speed whiskers (Dap) £90



371-558 Class 158 2 Car DMU 158871 ScotRail (Gra) (list £144.95) BARGAIN £89
371-433 Class 170/4 3 Car DMU 170434 in First ScotRail (Gra) (list £164.95) BARGAIN £100



371-741^ Class 251 Blue Pullman 6 car Midland set in Nanking blue full yellow ends. (Gra) (list £269.95) BARGAIN £171

EMUs

371-702 Class 350/1 Desiro 4 Car EMU 350 101 in London Midland (Gra) (list £169.95) BARGAIN £99



371-701 Class 350/2 Desiro 4-car EMU 350 238 in London Midland (Gra) (list £169.95) BARGAIN £99

Train sets - analogue



370-140 The Steel Worker Class 08 D3406 in BR green & 3 x 24-Ton ore hopper wagons (Gra) £93.46

Train sets - DCC



370-080 Countryside Coal Digital Set Class 3F Jinty No.23 in SDJR blue, Midland brake van, 7-plank wagon & 5-plank wagon (Gra) £140.21
NDIESEL2 DCC train set Class 58 in Loadhaul, 3 x Telescopic steel wagons, GaugeMASTER DCC23 decoder fitted (Dap) £232

Coaches

2F-038-032 20T Steel Mineral BR B315752 Weathered (Dap) NEW £11.25
374-083A BR Mk1 BCK Brake Corridor Composite (SPR) Green (Gra) NEW £24.61
374-081A BR Mk1 BCK Brake Corridor Composite Cinnamon & Cream (Gra) NEW £24.61
374-087 BR Mk1 BCK Brake Corridor Composite Intercity (Gra) NEW £24.61



374-188C BR Mk1 BSK Brake Second Corridor Blue & Grey (Gra) NEW £24.61



UK P&P £4 PER ORDER
£2 per single diecast item

£7 guaranteed Next Day delivery
(Orders before 2pm)

Track - Code 80 Streamline

374-185C BR Mk1 BSK Brake Second Corridor Crimson & Cream (Gra) **NEW** £24.61
374-134 BR Mk1 GUV Blue Motorail (Gra) £24.61

NEW



374-013C BR Mk1 SO Second Open Blue & Grey (Gra) **NEW** £24.61
374-010D BR Mk1 SO Second Open Crimson & Cream (Gra) **NEW** £24.61

NEW



374-012D BR Mk1 SO Second Open Maroon (Gra) **NEW** £24.61
2P-003-002 GWR B Set Coach Twin Pack GWR Shintubton (Dap) £20
374-536 Hawksworth 3rd Class Corridor GWR Chocolate & Cream (Gra) £25.46
374-511 Hawksworth Brake 3rd Class Corridor GWR Chocolate & Cream (Gra) £25.46



374-561 Hawksworth Corridor 1st/3rd Composite GWR Chocolate & Cream (Gra) £25.46

NEW



374-187C Mk1 BSK Brake Second Corridor Maroon Weathered (Gra) **NEW** £25.46
374-162 Mk1 FK first corridor in green (Gra) (list £28.95) **BARGAIN** £14

Wagons

373-803 100 Tonne HHA Bogie Hopper Wagon Freightliner - weathered (Gra) £28.01
373-682 14 Ton Tank Wagon 'ICI' Maroon (Gra) **NEW** £13.56
373-776E 45 Tonne glw TTA Tank Wagon 'ESSO' (Gra) **NEW** £13.56
377-701 JJA Mk2 Auto-Ballast Non-Generator Unit (Flat Top Profile) Railtrack (Gra) £33.96



2F-053-002 Megafret Wagon (3368 4943 055) + 2 Stobart Rail Containers (Dap) £25

NEW



373-786 Triple Pack 45 Ton glw TTA Tank Wagon Weed Killing Train (Gra) **NEW** £40.76
377-235A Triple Pack of 16 Ton Steel Mineral Wagons BR grey - weathered (Gra) £36.51
377-279 Triple Pack of Steel Tippler Wagons in BR grey 'Iron Ore' - weathered (Gra) **NEW** £36.51

DCC decoders



DCC23 6-pin 2-function 1A (2A peak) decoder (suitable for N gauge) (Gau) £24



36-558A 6-pin 2-function decoder (suitable for OO & N gauge locos and use on analogue track) (Bac) £15.26

Spares

SL-310 Rail Joiners/Fishplates for N & 009 gauge (24 per pack) (Pec) £2

Signals

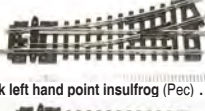
2L-002-001 Signal - Motorised, LMS home upper quadrant (ex-NSIGN3) (Dap) £22

Buildings - general

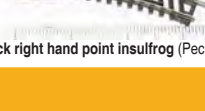
42-297 Low Relief Cooling Tower (105x210x280mm) (Gra) £59.46

Track - Code 80 Setrack

ST-11 Double straight track (Pec) £1.50
ST-17 N Setrack No3 radius double curve (8 form a circle) £2
ST-15 No.2 radius double curve (Pec) £1.50



ST-6 Setrack left hand point insulfrog (Pec) £8.50



ST-5 Setrack right hand point insulfrog (Pec) £8.50



SL-300 Pack of 25 1 yard (91.5cm) length of Wooden-Sleeper Nickel Silver Flexible track (Pec) £64
SL-300 Single (Pec) £3
SL-E396 Left hand medium point electrofrog (Pec) £9
SL-396 Left hand medium point insulfrog (Pec) £9
SL-E395 Right hand medium point electrofrog (Pec) £9
SL-395 Right hand medium point insulfrog (Pec) £9

Track - Code 55 Finescale Streamline



SL-300F Pack of 30 1 yard (91.5cm) length of Finescale Nickel Silver flexible Wooden Sleeper track (Pec) £84
SL-300F Single (Pec) £3
SL-E390F Finescale double slip electrofrog (Pec) £35
SL-E396F Finescale left hand medium point electrofrog (Pec) £10
SL-E392F Finescale left hand small point electrofrog (Pec) £9
SL-E395F Finescale right hand medium point electrofrog (Pec) £10
SL-E391F Finescale right hand small point electrofrog (Pec) £9

Track & Points

ST-44 Setrack N Gauge Curved Turnout R/H (Pec) £14

Buses

NPE008 Plaxton Elite Stagecoach Coastrider (Oxf) **NEW** £7

Commercial vehicles

NLAN188019 Land Rover Series 1 88" Hard Top AA (Oxf) **NEW** £4

NTRAIL002 Mobile Trailer RAC (Oxf) **NEW** £3.95

O Gauge (1:43 Scale)

Diesel locos



6001 Class 60 diesel in Loadhaul (Supplied un-numbered separate waterslide numbers, sector emblems and, a selection of nameplates.) (Hel) £499

DMUs

8890 AC Cars Railbus W79976 in BR light green speed whiskers (Hel) £400
8891 AC Cars Railbus W79977 in BR dark green small yellow panels (Hel) £400

Coaches

7F-051-023 5 Plank ICI Lime 75742 (Dap) **NEW** £36.30
7F-051-023W 5 Plank ICI Lime 75742 Weathered (Dap) **NEW** £36.30
7F-071-028 7 Plank SR 40045 (Dap) **NEW** £36.30

NEW



7F-071-028W 7 Plank SR 40045 Weathered (Dap) **NEW** £36.30
4914 BR Mk1 SO 2nd open in SR green (Hel) £250

Wagons

7F-031-000 6-wheel milk tanker in 'United Dairies' (Dap) £82
4375 BR black DB983021 - Dogfish (Hel) £79

People - civil

22-186 Engineer and Shunter (Bac) **NEW** £10.95
22-188 Man and Woman Hikers (Bac) **NEW** £10.95
22-185 Service Person Minibar (Bac) **NEW** £10.95
22-183 Sitting Man and Woman (Bac) **NEW** £10.95
22-184 Sitting Young man and woman (Bac) **NEW** £10.95
22-187 Two Locomotive Staff (Bac) **NEW** £10.95

Track - Code 124 Bullhead Streamline



SL-700BH Box of 12 1 Yard O Gauge Flexible Nickel Silver Track (Bullhead Nickel Silver Rail) (Pec) £73
SL-700BH Single (Pec) £6.50



SL-E792BH Left hand point bullhead rail and electrofrog (Pec) £39
SL-E791BH Right hand point bullhead rail and electrofrog (Pec) £39
ST-725 Setrack Bullhead 2nd radius standard curve 410mm (16") radius 1020mm (40.5") - 16 make a circle (Pec) £6

Cars

43AH1002 Austin-Healey 100 BN1 (Tonneau) (Oxf) **NEW** £20
VA13702 BMW 318i (E30), 'Design' Convertible, Neon Green (Cor) (list £19.99) **NEW** BARGAIN £16
VA13402A BMW 325i Coupe (E30), Sport M-Technic 1, Dolphin Grey, RHD (UK) (Cor) (list £19.99) **NEW** BARGAIN £16
43DP002 Daimler SP250 Royal Red (Oxf) £20
VA04116 Ford Cortina Mk2 1300 De Luxe, Manchester & Salford Police, Ford Demonstration Car (Cor) (list £24.99) **NEW** BARGAIN £20

NEW



VA09518 Ford Escort Mk1 1300E, Amber Gold (Cor) (list £19.99) **NEW** BARGAIN £16

43J1008 Jensen Interceptor MkIII Oakland Green (Oxf) **NEW** £20
VA10207 Leyland Princess 2 2.0 HL, Snapdragon Yellow, 40th Anniversary (Cor) (list £19.99) **NEW** BARGAIN £16
VA14002B Opel Omega 3000 GSI, Carmine Red, LHD, German Registration (Cor) **NEW** £19.99
VA14002A Vauxhall Carlton 3000 GSI, Carmine Red, RHD (Cor) **NEW** £19.99
VA14004A Vauxhall Carlton GSI 3000, Starmist Black, RHD (UK) (Cor) (list £19.99) **NEW** BARGAIN £16
VA13604A Volkswagen Golf Mk2 GTi 16V, Oak Green, RHD (UK) (Cor) (list £19.99) **NEW** BARGAIN £16

Commercial vehicles

43ASV005 Austin Seven Van Daniel Doncaster (Oxf) **NEW** £12.50
43WMO05 Whitby Mondial Ice Cream Vines Ice (Oxf) **NEW** £12

G Scale

Steam locos

91404 Emily Steam loco (with moving eyes) (Thomas the Tank range) (Bac) £205

Train sets - analogue



90068 Thomas Annie & Clarabel train set (loco moving eyes) Thomas the Tank range (Bac) £199

Any or Multiple Scales

Analogue controllers



COMBI Combi 12v 1Amp Single Track Controller Transformer (Gau) £30

DS Double power controller brake simulator (Gau) £119



D Double/Twin track power controller (Gau) £69

Q Quadruple 4 circuit power controller (Gau) £130

W Walkabout circuit controller (Gau) £29



M1 Transformer Output 2 x 16v AC 1A (Gau) £37

Analogue point control

CDU Capacitor Discharge Unit (Gau) £11



PLS-100 SmartSwitch Set for 4 servo control & operation, switches, control board & digital readout for Analogue operation (Pec) £52

DCC decoders

10311-02 2-function 2-sided 0.5/0.8A Silver mini decoder NEM651 plug (Len) £29
10310-02 2-function 2-sided 0.5/0.8A Silver mini wired decoder (Len) £29
10321-01 21-pin 4-function 1-sided 1.1A Silver decoder (Len) £25



DCR-8PIN-HarnessMini Box of 10 8-pin (harness) 2-function 1.1Amp small & thin decoder back EMF (Hat) £99

DCR-8PIN-HarnessMini Single (Hat) £11

DCR-8PIN-HarnessMini Box of 5 (Hat) £50



DCR-8PIN-Harness Box of 10 8-pin (harness) 4-function 1.1Amp decoder back EMF (Hat) £94

DCR-8PIN-Harness Single (Hat) £10

DCR-8PIN-Harness Box of 5 (Hat) £48

10231-01 8-pin 3-function 1-sided 1/1.8A decoder (Outputs A, B & C) (Len) £17

DCC accessory decoders

DCC-ADS2FX COBALT Solenoid Accessory Decoder (2 Output) (DCC) £17



DCC-ADS8FX COBALT Solenoid Accessory Decoder (8 Output) (DCC) £56

DCC controllers



50200 ECOS Command Station DCC controller full colour LCD touch screen & dual controllers motorised dials & easy CV (ESU) £509



DCC02 Prodigy "Advance 2" starter DCC controller package (Gau) £215



DCC03 Prodigy "Advance 2" Wireless starter DCC controller package (Gau) £369

DCC49 Prodigy 8 Amp booster unit (Gau) £144



DCC14 Prodigy Advance 2 Backlit Walkaround controller (Gau) £99



DCC01 Prodigy Express Package. Can be extended the DCC13 Walkaround or DCC51 Wireless (Gau) £124
524-027 SB5 Smart Booster Entry level 5A DCC system for use Power Cab controller (NCE) £144



60100 SET100 DCC amplifier and controller (Len) £260

Point motors

DCP-CB12IP Cobalt ip slow-action analogue point motor - pack of 12 (DCC) £146

DCP-CB8IP Cobalt ip slow-action analogue point motor - pack of 8 (DCC) £82

DCP-CB1DIP Cobalt ip slow-action digital point motor * 1 (DCC) £17



DCP-CB12DIP Cobalt ip slow-action digital point motor - pack of 12 (DCC) £177

DCP-CB6DIP Cobalt ip slow-action digital point motor - pack of 6 (DCC) £32

DCP-CB120MG Cobalt Omega slow-action analogue point motor x 12 (DCC) £135



PL-10 Bag of 6 Point Motor (Switch Machine) (Pec) £34

PL-10 Single (Pec) £6



PL-10E Bag of 6 Point Motor Extended Pin (Use PL-9) (Pec) £34

PL-10E Single (Pec) £6

PM-2 Seep point motor (Gau) £3.50

PM-4 Seep point Motor Self Latching Switch (Gau) £5



PM-1 Seep point motor accessory switch (Gau) £4



PL-11 Side/surface mounted point motor (Pec) £7.50



DCP-CBS12 Cobalt S - Lever all accessories - unpainted x 12 (DCC) £165

PL-26B Passing Contact Switch - Black Lever (Pec) £5.50

Railway publications

PM-202 A Compendium of Track Plans - For Layouts to suit all locations (Pec) **NEW** £3.95

71161 Noch Noch 2016 catalogue (Noch) **NEW** £4.50

Tools

XU2175B Flexible track cutters (XURON) (Gau) £15

DCM-RAA12 Rolling Road - Active Set - 12 Way - For OO, N, HO, TT Gauge (DCC) £95



DCM-RAA6 Rolling Road - Active Set - 6 Way - For OO, N, HO, TT Gauge - See Description (ex DCP101) (DCC) £61



1

HORFIELD

Built to showcase a large collection of authentic WR trains from the 1955-61 period, this layout puts the emphasis firmly on action and entertainment for exhibition visitors, as **Chris Knight** explains.

The running sequence opens in 1955 with ex-GWR locomotives such as 'Hall' No. 5941 *Campion Hall* carrying BR early emblem livery and early BR crimson coaching stock.

Don't think much of this one, it's just straight tracks without any points' started a conversation overheard whilst manning 'Horfield' at the 2014 Southampton MRS exhibition. His pal responded; 'Yeah, you're right. All that space wasted, it's one train after the other.'

As they moved away from the barriers I smiled inwardly as I recalled Tony Wright recounting a similar tale - probably over a beer or two - from his days operating the incomparable 'Stoke Summit'. A punter loudly complained about a perceived lack of variety on view saying; "Your layout is just loads of trains going round and round" or something similar. Tony, in his inimitable fashion, promptly grabbed the guy's hand, shook it vigorously and thanked him profusely, leaving one bemused customer to wander away shaking his head in utter confusion!

Now please do not think I am comparing our own efforts to the inspiring work of Tony's team, but it made me consider how we all seek something different from our own projects. It would be an awful shame to attend an exhibition with a plethora of samey exhibits on show. That would recall the 1970s when it seemed every other layout seemed to be a small GWR country terminus. Even yours truly, as a lifelong Swindon devotee, felt a deep sense of *déjà vu*. As an aside, the dalmatian on 'Horfield' is called 'Brunel' and the horses are 'Dean' and 'Gooch' if any further evidence were needed of my GWR allegiance!

Hopefully our two dissatisfied visitors at Southampton found a small 6ft by 2ft layout with a couple of locomotives operating a 15 minute shunting sequence more to their taste.

I am not denigrating this type of layout, far from it, as frequently the standard of modelling is very high, and naturally I can admire and appreciate that, but I am sure I would not enjoy operating such over a whole weekend, or indeed at my leisure at home. 'Horses for courses' as ever I suppose.

LAYOUT PRESENTATION

'Horfield' falls firmly in the tail-chasing category with the emphasis on watching the trains go by. I won't go into the 'nuts and bolts' story of construction and operation here as the story has been told before.

FACT FILE

I SCALE/GAUGE

4mm:1ft scale, 16.5mm gauge 00

I DIMENSIONS

35ft x 10ft

I ERA

1955-61

I REGION/LOCATION

Western Region, Bristol area

I LAYOUT TYPE

Four continuous loops

I POWER/CONTROL

12V DC analogue/DCC

I PHOTOGRAPHS

Andy York



2



ABOVE: GWR heavy goods power in the form of a '28XX' 2-8-0 passing a '42XX' 2-8-OT on banking duty.

BELOW: A '47XX' 2-8-0 passes with a fast goods train formed of fitted vans.

ask the expert

Q What advice would you give to a budding exhibition layout builder about layout lighting? Is it worth the effort?

A Exhibition venues vary from local village halls to purpose-built hangars for major events and the relative lighting facilities can vary enormously. I suspect most readers will have experienced the problems inherent with a poorly lit hall. Couple this with an layout lacking in any form of illumination and you can sometimes see b*gger all! My personal view is that even the most modest offering should boast its own lighting, even if it is only a couple of spotlights. Lighting rigs don't have to be expensive, they can range from self-adhesive LED strips to halogen spotlights or fluorescent tubes, depending on the area you need to cover.



Instead, this article focuses on the presentation aspects of our labours and also my own personal beliefs that some exhibitors could present their creations to better advantage.

Briefly however, a quick resume for those unfamiliar with the layout. It measures 35ft by 10ft. Track on the visible section is C&L Code 75, elsewhere Peco Code 100 is used, including the hidden pointwork.

The main feature is the small, rather unusually arranged suburban station (closed in 1964) on a busy four-track section of the Western Region main line heading north out of Bristol Temple Meads.

Our chosen period of 1955-61 allows us to run a pretty mixed bag of stock and liveries as does the location, which whilst primarily WR, hosted visitors from the other BR regions with holiday traffic heading west and returning northbound. The timescale also, of course, allows a depiction of the steam to early diesel transition era.

A 16-road storage yard supplies the required stock to keep things interesting out front.

My own modelling history reaches back some 35 years with 'Steam at Sonning', 'Treviscoe Viaduct' and 'Kensal Green' all having featured previously in *BRM*, and whilst the former was virtually all my work, the latter certainly were primarily down to my son Steve, with minor input from me. However it is gratifying to reflect that having been responsible for introducing him to both the GWR and railway modelling at a young age he now makes his



Express passenger trains take the headlines, but parcels trains often provide the most variety and interest, as demonstrated by this very mixed bag of ex-GWR, LMS, LNER and SR vans hauled by No. 1010 County of Caernarvon.



living via his business Model Railway Solutions.

All this rambling leads me to my rather self-indulgent pontificating over some aspects relating to the manner in which we modellers expose ourselves - in the nicest possible way - to the scrutiny of the great British public.

My experiences have convinced me that exhibitors often sell their efforts short by not presenting their labours as favourably as possible. Here, then, are a few thoughts and suggestions which are absolutely intended to be constructive but to promote discussion and dissent, as no doubt others will have a differing points of view.

Now that my head is over the parapet, let me mention a few niggles which seem to crop up with increasing regularity when I visit shows. Starting with backscenes, in my opinion the only thing worse than a poorly painted or grubby effort is in not providing this feature at all, seemingly a growing trend?

ABOVE: Two generations of heavy goods 2-8-0s plod along the main line. 'WD' No. 90152 has the extra fire iron tunnel along the running plate fitted by the WR.

RIGHT: Ex-LMS and LNER locomotives bring an inter-regional flavour to proceedings.


BELOW: 'Dukedog' No. 9011 passes on an SLS railtour.

As far I'm concerned moving trains essentially require a backdrop to rest the eyes against, give perspective and add to the scenic picture. It doesn't require a massive amount of work, even on a large exhibit, to provide this. Equally a fresh coat of paint to liven up a tired backdrop is surely not too much to contemplate prior to exhibiting?

I have been very impressed with the relatively recent idea of photo-montage backscenes recently seen on excellent layouts such as 'Rhyd-y-Clafdy', 'Albion Yard'

Our chosen period allows us to run a pretty mixed bag of stock and liveries as does the location which, whilst primarily WR, hosted visitors from other BR regions on inter-regional and holiday traffic.







6

and 'Black Country Blues'. These are, I realise, more expensive to produce, but they can really add to the whole picture when done well. It's certainly a finishing touch our group would be keen to see on any future project we consider.

Whilst on the this topic, we recently replaced all 32ft of backing boards on 'Horfield' with boards 3in higher. It's a slight disadvantage to the shorties in the group (including me) but more than outweighed by the advantage gained by the whole scene now being framed to meet the gantry-suspended full-length lighting boxes.

An average height viewer, say 5ft 10in tall, should see the whole as if in a theatre; I hope that doesn't sound too pretentious! Personally I don't want to be distracted by seeing the rear fiddleyard activities or the operators behind it.

Developing this theme, some in our team (not all!) used to be mildly miffed when curious members of the public wandered around the back to inspect the storage yard arrangement or look at the stock. I understand the point of view that having paid to enter it is reasonable



ABOVE: Although primarily associated with the GWR, Bristol had a major Midland/LMS presence, hosting inter-regional expresses such as 'The Devonian', blasting through here with a 'Black Five' and a 'Jubilee' in charge.

RIGHT: As the 55 minute sequence moves on, more BR Standard types are seen, such as '9F' No. 92202 heading a lengthy parcels train.



I enjoy the sense of anticipation, wondering what is going to appear next, perhaps an express belting through behind an immaculate 'Pacific' or a long, slow goods with a dirty 2-8-0 at the business end.

to expect to see everything - equally some modellers like to examine and question the methods involved. We were, and still are, of course very pleased to interact and discuss but would prefer to do so via the 'front of house'!

When I am watching similar 'tailchasers' I enjoy the sense of anticipation, wondering what is going to appear next, perhaps an express belting through hauled by an immaculate 'Pacific' or a long, slow goods trundling past with a dirty 2-8-0 at the business end?

This is doubtless a throwback to my 1950s spotting days, but I maintain the sense of mystery is a valid attraction and that is why we introduced screens in an attempt to hide all except that we wish to show.

Extreme? Maybe, but again I believe that we all trying to suspend belief when playing trains, perhaps transporting ourselves back to 1970s Scotland or a Cornish branch in pre-war summer days. Anything the builder can do to heighten that sensation should be welcomed.

It is also relevant that operators have a demanding job in the 16 road fiddleyard and it can be pretty awkward

LAYOUT SPOTTING

'Horfield' is due to appear at the following shows in 2016:

February 13/14
Festival of British
Railway Modelling,
Doncaster Racecourse

September 10/11
Swindon Steam
Festival, STEAM
Museum

October 1/2
Wigan Finescale
Exhibition

trying to sustain a conversation whilst keeping the 46 train sequence on course!

OPERATING SEQUENCE

We believe that there's one presentational feature to be seen on 'Horfield' which is unusual on a British model railway. We decided to represent our six-year time window progressing through a 40-odd train sequence lasting around 55 minutes.

It commences in 1955 with a BR lined black 'Hall' and early BR crimson non-gangwayed coaches, followed by the soon-to-be-extinct 'Star' 4-6-0 and '30XX' ROD classes. We move through the late-1950s changes to BR tender emblems and re-introduction of chocolate/cream coach livery before concluding the story with new diesel-hydraulics and a full eight-car 'Blue Pullman'.

We reinforce this spectacle with information panels displayed on purpose-made display boards which also act as crowd barriers. We hope these are useful and informative to visitors and enthusiasts alike.



7



Also included as part of our presentation are historical site photographs, published photographs for comparison and brief layout notes, together with locospotters' lists of the motive power on display - these have proved to be popular with all ages!

These latter features are in no way novel of course, and many layouts incorporate similar ideas, but I think all should consider some basic information on their display as programme detail is sometimes sparse (to say the least) and occasionally merely a line or two.

You will also see that rather than the conventional matt black frontage we have framed all fascias in varnished walnut laminate. Again, we feel that improving the appearance and ending the tedious tidying up of paintwork prior to exhibiting is worth the effort.

I am convinced that all these features mentioned contribute to a more interesting exhibit.

HYBRID CONTROL

'Horfield' was built with analogue control, latterly we have converted the Bristol end to Digital Command Control (DCC), primarily to allow double-heading and banking seen on the 1-in-75 incline of the prototype.

I do not wish to discuss the relative 'pros and cons' of this ongoing debate on control methods except to say that apart from the particular benefits we required as noted above, we consider the presentation has been further enhanced by the limited introduction of locomotives fitted with authentic sound and steam/smoke.

I should conclude by saying that these observations primarily concern presentation, and naturally I accept that the basics of our wonderful hobby; good quality modelling in relation to motive power, rolling stock



LEFT: A pair of ex-GWR diesel railcars call with a local train to Bristol.

ABOVE: 'Letters of thanks, letters from banks. Letters of joy from the girl and the boy'. A 'Britannia' heads north with a TPO set.

BELOW: An immaculate No. 7018 *Dryslwyn Castle* races by with 'The Bristolian' - by now formed of Mk 1 stock in WR chocolate/cream.

and attention to detail when constructing buildings or installing track and scenery remain paramount. They must still be the primary considerations - after essential reliable running - when contemplating any venture into exhibiting.

The old saying that "those in glass houses shouldn't throw stones" reminds me that I should again state that we do not consider 'Horfield' to be anything extraordinary, not bearing comparison with the very best of past or present - but what we have sought to achieve is presented in the best possible light.

Perhaps readers who are frequent exhibitors or visitors may like to offer their thoughts on presentation with further suggestions on how we can all improve this aspect of the whole exhibition experience? ■





ABOVE: By the end of the sequence, diesel-hydraulics and BR railcars have taken over many workings. A 'Hymek' roars through as a suburban DMU makes a scheduled stop.

RIGHT: From 1958, 'Warships' started to replace 'Castles' on WR expresses. D801 *Vanguard* heads west with an inter-regional train, passing an eastbound 'Blue Pullman'.



The ultimate online marketplace

FREE TO REGISTER!



ARE YOU BUYING?

- 1000s of products available to buy
- Search for everything from hard-to-find accessories to brand new locomotives
- Includes major brands like Hornby, Bachmann, Dapol...
- ...plus more specialist brands to offer the ultimate one-stop-shop!
- Used by private sellers and reputable retailers

OR, ARE YOU SELLING?

- Sell your unwanted products via 'Buy it Now' or 'Auction'
- Easy to list products with up to six images
- Free to list items worth under £30

PLUS WE DON'T TAKE ANY OF THE FINAL SALE PRICE!

www.rmweb-buyandsell.co.uk



White Rose Modelworks
Manufacturing Baseboards of Distinction

- * Bespoke Model Railway Baseboards
- * Unique Plug and Latch system
- * Made to suit your space and needs
- * Laser cut Plywood Helixes
- * Four Standard Sizes
- * Bespoke Helixes
- * Track laying
- * Electrics and Scenics undertaken
- * Control Shelves & Backscenes
- * Traversers and Sector Plates
- * Fully Stocked Model Railway Shop

Contact us

Tel: 01677 422444

Email: info@whiterosemodelworks.co.uk

Website: www.whiterosemodelworks.co.uk

White Rose Modelworks

Unit 10

Bedale Station

Bedale

North Yorkshire

DL8 1BZ



ILLUMINATE YOUR CARD KIT

Phil Parker shows how to add working lights to your free **BRM** card kit and other models.

SHOPPING LIST

• WOODLAND SCENICS 'JUST PLUG'

I WJP5772
UK Power supply
I WJP5700
Lights and Hub set
I WJP5725

Auxiliary Switch
All items available
from Bachmann/WS
stockists.

After painstakingly cutting out all the windows in the **BRM** card kit and adding the roof, it seemed sensible to add lights to the inside. After all, real buildings have lights and adding them to models is becoming more and more popular.

Many systems are available, but I used the latest 'Just Plug' system from Woodland Scenics, kindly supplied by Bachmann. This is a well thought out, flexible and most importantly, easy-to-use system. Everything is pre-wired so with a little planning then plugging the

components together, all is done. If soldering isn't for you, it's a dream come true.

Twenty years ago, most methods of adding miniature lights used 'grain of wheat' bulbs - tiny incandescent lights that run on 12v DC. Most people ran them on a lower voltage as this reduced the brightness and increased the lifespan of the bulb.

Today, we use Light Emitting Diodes (LEDs) that require less current and typically a lower voltage. They last for years and are available in different sizes and colours at very low cost. Once fitted

there's no need to allow for access to change them, nor to let heat escape as they don't generate any.

When fitting an LED you'll need a DC power supply and if it's greater than the voltage of the LED, you'll need a resistor to reduce the voltage to a safe level and avoid damage. Observe the polarities too as getting the wires reversed will also cause damage.

The Woodland Scenics kit takes care of this problem. With the lights on, it's obvious that the building is empty, so next month, we'll make an interior for it.



"Fitting lights adds an extra dimension to any model railway. Woodland Scenics' simple to install system gives you even more reasons to have a go."

See more on how to use Woodland Scenics 'Just Plug' equipment on this month's free 'BRM TV' DVD.





The 'Just Plug' lighting system centres around a hub box. Power from a transformer is fed in and lights plug into the back. Controls allow each LED to be switched on/off or dimmed.




You need a separate auxiliary switch to turn the LEDs on and off. This plugs into the control socket in place of the blanking wire which I've removed. I understand a DCC control interface will also be offered soon.



LEDs are available in different colours and sizes. Left is a yellow-coloured 'nano' next to a larger 'cool white' self-adhesive light. Both are pre-wired with 2ft of cable and both 'just plug' into the hub.



In our card kit I'm fitting a pair of warm white LEDs to the roof. With the dimmer set to half power, they provide plenty of light for our building.



Small off-cuts of aluminium kitchen foil stop the light glowing directly through the roof of the building. The wires are secured to the sides with masking tape.



Now lit, you can see the difference that it makes to the model. It gives it atmosphere and now looks like there is some activity occurring.

how lighting adds atmosphere



This atmospheric scene is helped by the warm glow through the signalbox windows. Signalboxes are good candidates for lighting because of the amount of glazing.



Lights aren't just for buildings. This H0 scale VW van from Brekina is pre-wired with both head and tail lights. It creates an effective diorama in low lighting conditions.



This food van is a welcome sight for hungry workers in the morning. All you need is a warm yellow LED, carefully placed inside and connect it to the 'Just Plug' system.



As featured in the May 2015 issue of **BRM**, James Makin's service station is brought to life with lights. Note the different colour temperatures used throughout.

I ask the expert

Q I'm having problems with light showing through the walls of my card buildings. Is there an easy fix?

A Model walls aren't as opaque as we might like. Even thick resin-walled models can glow when you illuminate the interior, so those made of cardboard or plastic are guaranteed to be a problem. To solve this, a coat of paint inside the model blocks some of the light, but even this won't always cure the problem. If you add aluminium foil scavenged from the kitchen it's an excellent light stop, and the reflections boost the effects of your LEDs.



THE NATIONAL COLLECTION IN MINIATURE SERIES

Bachmann Exclusive Edition based on the NRM's "Ivatt" large Atlantic locomotive.



FOUR VARIANTS AVAILABLE:

- BR No. 62822 (black weathered)
- BR No. 62822 (black pristine)
- GNR No. 251 (preserved)
- LNER No. 3251 (Apple Green)



Now available for immediate despatch!



AVAILABLE EXCLUSIVELY FROM:

www.locomotionmodels.com the NRM's on-line model shop
or the Locomotion museum shop in Shildon **Tel: 01388 771413**

THE NATIONAL COLLECTION IN MINIATURE SERIES

Exclusive Edition English Electric BR Class 20 No. D8000.



**EX VULCAN WORKS
CONDITION WITH
GLOSS FINISH**

**SOUND VERSION
AVAILABLE TO
ORDER**



Now available for immediate despatch!



AVAILABLE EXCLUSIVELY FROM:


www.locomotionmodels.com the NRM's on-line model shop
or the Locomotion museum shop in Shildon **Tel: 01388 771413**



london
transport
museum

London Transport Museum announces two
new Bachmann Class 66 diesel locomotives

66718 Sir Peter Hendy and 66721 Harry Beck



London Transport Museum in association with Bachmann Europe plc announces two exclusive new Electro-Motive Diesel Inc. Type JT42CWR Class 66 diesel locomotive models due for release during Summer 2016.

To mark the 150th anniversary of the London Underground in 2013, and to celebrate GB Railfreight's partnership with London Transport Museum, two Class 66 locomotives with new liveries and names were dedicated to the former Transport for London Commissioner, Sir Peter Hendy CBE (No. 66718), and Harry Beck (No. 66721), the designer of the 1930's diagrammatic Tube map.

Both models are to 1:76 (OO) scale.

Advance orders can be placed as follows:

- ♦ Online at ltmuseumshop.co.uk
- ♦ By email to exclusives@ltmuseum.co.uk
- ♦ By visiting the shop for a form to pre-order
- ♦ Call **020 7565 7295** to order by telephone



HOW TO...

BEAT BRASS KIT PROBLEMS

Many of us have ambitions to build kits, but are deterred by their complexity and the time needed to do it well. **Michael Russell** explains how he overcame some common obstacles on the way to building a tiny GWR 0-4-0ST.

SHOPPING LIST

KIT

I Agenoria Models
7mm: 1ft scale Avonside
SS Class 0-4-0ST,
£160.00

TOOLS/ADHESIVES

I Soldering Iron
I Solder
I Tin snips
I Craft knife
I Files (various sizes)
I Drill

CONTACTS

• AGENORIA MODELS


T 01514 748 080
W www.agenoria0gauge.com

This two-part article will show you some of the issues that arose and lessons I learned when building my first O gauge brass model. Although I have built numerous small brass fittings before, I had never tackled a complete brass locomotive kit of this scale and magnitude. While visiting a Gauge O Guild show I succumbed to the charms of the Agenoria range and bought the Avonside 'SS' 0-4-0 saddle tank shown here. I then visited Didcot Railway Centre to see the original, No. 1340 *Trojan*, which was absorbed by the GWR from the Alexandra Docks & Railway Company in Newport.

Sadly Agenoria has just discontinued this and all its other 7mm scale brass kits, but some stocks may still be available from the company's stand at exhibitions. They are also available ready-built and painted to order. But, the 'tweaks' shown here are applicable to almost any brass kit you'll come across.

Rather than go through all the construction steps which are covered by the manufacturer's instructions, I've tried to look at areas where novice kit-builders often struggle. Some problems lead to frustration and often to kits being abandoned.

Beginners are often put off by projects like this, concerned about how long they take and their complexity. I was certainly in this category; so do what I did and find a mentor! There's bound to be someone at your local model railway club who would be more than willing to offer advice. If not, visit one of the larger model




railway exhibitions and talk to the demonstrators, some of whom are bound to be building brass kits.

Experienced kit-builder Tony Wright will be attending the Festival of British Railway Modelling at Doncaster Racecourse on February 13/14 to answer questions and display some of his recent work.

I would like to thank locomotive builder extraordinaire Graham Binns for his invaluable help and advice. He built a 'Duchess', a 'Black Five' and a '2P' in the time it took me to build this! Also to Didcot Railway Centre, who were so obliging when it came to photographing *Trojan*. ■




"Rather than go through all the construction steps, which are covered by the manufacturers' instruction in any case, I've tried to look at areas where novice kit-builders often struggle. Problems lead to frustration and often to a kit being abandoned part-way through."




I fitted the wheels temporarily to check for smooth running. At this stage, the nuts are not soldered, so work over a tray to catch any bits. Investigate and correct any tight spots, but leave some slack to cope with imperfections in your build.




There was insufficient side play between the connecting rods and crossheads and so I removed material from the reverse using a milling cutter held in a rotary tool (top). The lower component is unmodified.



Note the lateral movement needed for the connecting rods to meet the wheels. Ensure that the crossheads are slack on the slidebars. They should move from one end to the other under the force of gravity when inverted.



Brake rigging needs to be added to the chassis before painting. Assemble with the wheels in place so that you can line the brake blocks up. Ensure that the brakes and rigging don't touch the wheels and cause a short circuit.




Brass pick-ups rub on the back of the wheels as I wanted them to be unobtrusive. They're soldered to blocks of paxolin soldered to the frames. I found that plunger pick-ups caused enormous drag and weren't hidden by the small wheels.



The Slater's wheels needed modifying to look like the prototype - brass overlays are provided. When fitted, it was obvious that the spokes showed through the gaps and I decided that I couldn't live with this.



I pared away the offending spokes with a knife and soldered brass replacements onto the overlays. The overlays were glued into position with epoxy resin. Gaps were filled later with black Milliput. The result is worth the effort.




Once all the parts have been test fitted and the chassis given a shakedown, disassemble and paint the wheels and chassis separately. Then reassemble and solder the motion retaining nuts in place. Notice the boxed in brake hanger brackets and detailing added to the cylinders and slidebars.



The Mashima motor has a double-ended shaft. One end needs removing so that it will fit into the firebox. I did this with a carborundum cutting disc in a rotary tool. Afterwards I turned the motor on its own to check that all was well.




I soldered top hat bearings into the gear housing to hold it in place on the axle. The housing does not allow enough clearance between the gear and the worm. I fixed this by reaming the holes out and soldering bearings at one end.



The kit doesn't match the GWR prototype in that there should be a gap between the rear of the front bufferbeam and the smokebox - I modelled the correct form on the model.

I'll look at finishing off using the small detail parts and how to prepare your model properly for painting.



This was achieved by cutting back the crossmember and soldering in some spare sprue to represent the back of the bufferbeam. I strengthened the chassis by adding extra stretchers either side of the motion brackets.




I wanted to model *Trojan* in industrial guise, so scratchbuilt some cabside shutters. The hinge straps were too delicate to add the rivets using a rivet tool. Instead, I drilled on the reverse and stopped just before it reached the other side.




The kit lacks the left-hand coal bunker and boxed section on the right of the cab. I fabricated these from brass sheet. Notice the curved sheet on the bunker designed to stop coal falling in the space between the boiler and the bunker.



The boiler backhead detailing provided was crude so I scratchbuilt my own using spare materials and parts from the scrapbox. Handwheels were fitted in place after painting, as was the cab backsheet.



There were a few whitmetal items in the kit, but I discovered they could be soldered in place using 145 degree solder. Ensure that the iron only touches the brass and add a small amount of solder at a time working around the object.



Any excess solder was cleaned off using brass wire brushes of various forms held in a rotary power tool, such as the one provided with recent **BRM** subscription gifts.

ask the expert


Q Why should I consider kit-building when there are so many good RTR models around now? What are the advantages to be gained from this sort of modelling?

A There will always be a place for kit-building because of the sheer range of possible items that can be modelled. Building a kit such as this puts you in closer touch with what it's all about - modelling

- because a greater level of input is required by you. If you've only been used to opening boxes and putting items on a track, then a project such as this will open up a whole new world of possibilities and will teach you many new skills. This Agenoria kit went together very nicely and although it has now been discontinued as kit there are many similar products available.

You will notice from the photographs, however, that with kits of this nature some obstacles will be met that require careful consideration, modification and adaption. Any issues you encounter can be overcome with experience, which is why a mentor is such a good idea. Also, don't rush the build; to do a quality job, it takes as long to build as it takes.

You will speed up as you become proficient with the necessary techniques and skills.



HOW TO...

DETAIL A FARISH DELTIC

The latest Graham Farish 'Deltic' is super-detailed and repainted as an early-1980s celebrity machine by **Nigel Burkin**.

SHOPPING LIST• **DETAILING PARTS**

I Shawplan 55002 nameplates
I Shawplan Class 50 detailing pack
I Markits MnDAH-n2 2mm scale air horns
I Replica Railways RTDB211 D-number transfers

• **PAINTS/ADHESIVES**

I Phoenix Precision P101 BR green
I Phoenix Precision P134 Signal Yellow
I Satin varnish
I White paint
I Railmatch roof dirt and frame dirt
I Cyano-acrylate (CA) adhesive

• **TOOLS/MATERIALS**

I Pin vice
I 0.45mm to 1mm drill bits
I Splinter tweezers
I Grade 1200 wet-and-dry paper
I Needle files
I Craft knife and new blades
I 1mm styrene rod
I 20thou styrene card (an off-cut)
I Low tack masking tape
I Printer paper

CONTACTS• **SHAWPLAN**

A 2 Upper Dunstead Road,
Langley Mill, Nottingham,
NG16 4GR
T 01773 718648
W www.shawplan.com

• **REPLICA RAILWAYS**

A Unit 46 BSS House,
Cheney Manor, Swindon,
SN2 2PJ
T 01793 642594
W www.replicarailways.co.uk

Graham Farish released an all-new Class 55 'Deltic' in 2014, bringing it completely up-to-date with a high quality mechanism, fine tooling and accurate body shape. Three versions were offered, including D9002 in 1960s two-tone green with small yellow warning panel (371-286).

As we know, the same locomotive regained two-tone green in 1980 making this model the perfect basis for an updating project with minimal painting. At a push, the project could be completed without resorting to an airbrush and would make a great project for a newcomer to N gauge super-detailing.

Bringing the model up to 1981 condition is one of those satisfying but undemanding projects that can be completed in a matter of days, especially if acrylic paints are used.

'KOYLI' retained its TOPS numbers when repainted in 1980, although the numerals were in keeping with the 1960s livery necessitating the use of D-style numerals from Replica Railways rub-on sheet RTDB211.

The main change was painting the bonnet fronts in pre-1984 warning panel yellow. I masked the main body section as carefully as possible with fine low-tack masking tape before applying warning panel yellow paint with an airbrush.

Work on the underframe was straightforward and comprised painting the fuel tanks black and fitting bufferbeam detail to one end using the parts supplied by Graham

Farish. CA glue was used in tiny quantities for this task by placing a small drop on a piece of foil and transferring it to the model on the end of a piece of 0.45mm brass wire.

Use reference photographs to ensure you fit the correct brake hoses and remember that by 1980 'KOYLI' was fitted with Electric Train Supply (ETS). The repainted bonnet front was detailed with ETS equipment using a scrap of 10thou styrene and a tiny piece of 1mm half round strip. Orange paint completes the picture. When the body is joined with the chassis, a piece of 0.3mm diameter brass wire will be fitted to represent the cable.

The headcode panel covers are not complete without marker light lenses. I cut a short length of 1mm diameter optic fire light and polished the flat end with abrasive paper before securing it with a spot of CA glue applied from the inside of the body. The guide should be cut to length on the inside to allow the headcode panel light guide assembly to be refitted. The tail light guides are reinstated as before.

It fits only a short period of BR operation, but is a satisfying project and at very little cost in materials and components. The same materials together with a Ratio headlight moulding could be used to model 55022 *Royal Scots Grey* in late-1990s main line condition. If you are yet to try a conversion or detailing project on an N gauge model, this should give you an idea of how to keep it straightforward. ■

"Bringing the model up to 1981 condition is one of those satisfying but undemanding projects that can be completed in a matter of days, especially if acrylic paints are used."



■ BACK STORY 55002 'KOYLI'

Withdrawn at the end of December 1981 (or January 2 1982, depending on the source consulted), 55002 *The King's Own Yorkshire Light Infantry* (or 'KOYLI' for short) was one of six Class 55s fortunate enough to escape the cutting torch. 'KOYLI' was secured for the nation in 1980 and remains part of the National Collection today. The event was commemorated with a repaint in BR two-tone green with full yellow ends, making 55002 a 'celebrity' in the final months of the class. It made numerous railtour appearances during 1981 including 'The North Briton' and 'The Deltic Fenman' as well as working normal '55' diagrams on the East Coast Main Line and occasional outings on the Newcastle-Liverpool route.

Despite the livery, other features of the locomotive were far from original including the plated-over headcode panel, Electric

Train Supply equipment, bonnet-mounted air horns and plated cab window quarter lights.


Careful examination of photographs from 1980/81 shows that 'KOYLI' became pretty grimy in everyday use. The usual rain streaking of oil and exhaust deposits can be clearly observed on the sides. The grey roof became very dirty at one stage during 1981. An interesting livery detail was the red bufferbeam and black applied around the buffer shank casings until the locomotive received some livery embellishments in the latter part of 1981. After that, red replaced black on the buffer shanks and white was applied to brake hoses, wheel tyres and bogie springs together with silver on the buffers. At some point in 1981, the axlebox covers were painted yellow with a thin horizontal red line.



PRACTICAL BRM | DETAILING | N Gauge



The starting point for this straightforward project is an Era 5 version of the latest Graham Farish Class 55 finished in 1960s BR two-tone green with small yellow warning panels as D9002 (later 55002).



Blanked out cab window quarterlights (A); air horns on bonnet top (B); etched 'plates' (C); painting/weathering of bogies and underframe (D); renumbering (E); headcode panel plated over (F) fitting of bufferbeam details (G).



Start the dismantling work by carefully tweaking the clear plastic glazing unit and rear marker light guides out of the bodysell. A pair of fine-nose tweezers is the ideal tool for the job.



Release the headcode panel light guide and light shield inside each bonnet using a jewellers cross-head screwdriver. Take care to store all the components you remove in a safe place.



A lot of care is needed to remove the front of the headcode panel without damaging the moulded frame. Again, a very fine pair of tweezers is the best tool to use.




A piece of 20thou styrene cut to fit is inserted as a support for the new etched covers. Modified Shawplan Class 50 covers are needed as no bespoke Class 55 component is currently produced.



The etched covers are fitted with a spot of CA glue and carefully rubbed down with fine abrasive paper. Marker light positions were carefully drilled through for the fitting of optic fibre light guides.



Securing brass horns on the curved bonnet top is awkward so fix the rear of each horn to the cab windowframe. Plastic horns might look better, given that the brass ones appear slightly over-size.




After carefully abrading the printed numbers away with the edge of a stirring stick without damaging the underlying paint, new ones are applied using masking tape as a guide.



With modifications completed, the bodysell is cleaned of any grease and dust and masked for the application of warning panel yellow paint to each nose end.




I'm using Replica Railways rub-on transfers. Sheet RTDB211 has a large proportion of the figure 5 compared to other numerals which allows room to make the odd mistake or two during application.



Use a piece of masking tape to help apply the digits straight and level and rub them into place with a propelling pencil. Mistakes are easily corrected by rubbing the numeral off the model.




Fit etched nameplates after the printed ones have been rubbed off using the same technique as for the numbers. Any tags were tidied up before the 'plates were applied with a tiny spot of gloss varnish.



Another modification required for a 1980s look is to paint over to the cabside window moulding to represent the plated quarterlights (see arrows).



A dab of white paint finishes off the glazing and a blob of green will blend in the new horns. If speed is important, acrylic paint could be used. Apply a thin coat of satin varnish before weathering.



Handling the bodyshell is made easier with a wooden clothes peg (A) with its spring weakened a little and fitted with pads of track underlay foam (B).



Weathering consists primarily of a very thin wash of diluted dirty black paint, followed by some light airbrushing of the exhaust deposits on the roof.



Brake hoses and details supplied with the model are fitted to holes in the bufferbeam using tiny spots of CA glue. The chassis is weathered with a dusting of frame dirt paint.

get the weathered look

N gauge models really need a light touch when it comes to weathering. What looks filthy on full size locomotives often translates into a poor finish in this small scale. Paint doesn't scale and that becomes all the more noticeable in N.

The body, without glazing, is first toned down with a wash of thinned roof dirt colour. When using washes, avoid flooding the model and allow the thinned paint to pool on the surface of the body, yet allow enough to run into seam lines and detail to create depth to the model's appearance. Use a soft flat brush to gently streak the thinned paint on the sides in a downwards direction as if rain has caught the exhaust dirt and run it down the sides. A touch of frame dirt, thinned to the same level as the roof dirt can be used sparingly to introduce a little colour variation towards the tumblehome.

That is as far as I'm going with paint washes. The underframe, bufferbeam and bogies are gently sprayed with frame dirt. The same could be very lightly dusted to the tumblehome area if desired.


Once dry, the fuel tanks are streaked with roof dirt to represent fuel and oil spillage. The same colour is sparingly applied to the roof with an airbrush to represent exhaust dirt. Care is taken not to make the model look too dirty - less is more in this case. Dry-brushing of roof dirt to some of

the grille detail brings it out very nicely indeed. The same is done to the brake hose detail and buffer faces. Oily steel colour can be used to represent areas of wear such as bogie footsteps, applied using dry brushing technique.

It may be necessary to apply another thin coat of varnish to the bodyshell to protect the weathering paint. After that, leave everything to dry for a couple of days before handling again.

Glazing should be refitted using sparing amounts of solvent cement. Another technique is to use enamel gloss varnish or, if there is the risk of it seeping from around the edge of the glazing, try satin or matt finish varnish.

Painting and weathering N gauge models is challenging at the best of times. Paint particles are the same size regardless of the scale of the model, so care is needed to avoid overdoing the weathering and a 'grainy' appearance. Exhaust carbons are sprayed on the central roof panel (A); warning panel yellow to the bonnet front (B) which was left relatively untreated with grime; frame dirt to the bogies (C); oily grime to the fuel tanks (D) together with oily grime streaking to the sides (E).



KIRKWOOD

As a former employee of Doncaster Works, **John Medley** was set on modelling the West Riding area of Yorkshire. His layout recalls the days immediately before the diesels arrived.



'B1' No. 61110 rolls in with the Bradford portion of a King's Cross to West Riding express as the driver of a 'J39' watches on.

Watch it now...

See 'Kirkwood' operating on this month's free 'BRM TV' DVD and digital edition.

1





After 42 years of modelling European and American prototypes I decided in 2006 that it was time to concentrate my efforts towards homegrown subjects.

I worked at Doncaster Works for 27 years until privatisation and felt a strong connection with its past products. A few books came into my possession which paid attention to the ex-Great Northern Railway lines in the West Riding of Yorkshire. It's an area which is seldom modelled, but it boasted an array of industries and serious civil engineering to help the railway overcome the hilly terrain.

The West Riding was home to the British wool trade; its products were sold worldwide at the time, so there were large mills in most towns and cities. There were also many businesses allied to this industry; dye works, wool waste companies, chemical producers and of course, massive requirements for coal as the main energy source, supplied by local collieries. In addition to frequent passenger services these industries generated huge amounts of goods traffic.

FACT FILE

SCALE/GAUGE

7mm:1ft scale, 32mm gauge O

DIMENSIONS

16ft by 2ft 4in

ERA

1956/57

REGION/LOCATION

Eastern Region, Yorkshire

LAYOUT TYPE

End-to-end

POWER/CONTROL

Lenz DCC

PHOTOGRAPHS

Andy York

'Kirkwood' is based on the route from Wakefield Westgate to Bradford Exchange via Dewsbury and Batley. I've set it in the late-1950s, so in addition to local passenger services, there are also through coaches from Bradford Exchange to Kings Cross which join or leave the Leeds portion at Wakefield Westgate. The period chosen is two weeks before local services were handed over to Metro-Cammell two-car DMUs. These had to have both cars powered to deal with the fierce gradients along the line. Bradford's ex-GN shed has closed and the remaining locomotives have been transferred to the ex-Lancashire & Yorkshire Railway shed at Low Moor. This means that ex-LMS types show up occasionally too.

The small but adequate freight facilities at Kirkwood are constantly kept busy with small shipments of goods. None of the stations on the line have a permanent shunting locomotive assigned, shunting operations being performed by pick-up goods locomotives usually based at Bradford or Ardsley and drawn mainly from ex-LNER and GNR types.



ABOVE: Kirkwood's scratchbuilt Great Northern Railway signalbox, complete with interior detail.

LEFT: GNR 'N1' 0-6-2Ts were synonymous with local passenger trains on the company's West Riding lines until diesel railcars were introduced in the late-1950s.

BELOW: Fairburn 2-6-4T No. 42108 represents a much more modern tank design, seen in the area until the end of steam in 1967.

LAYOUT STRUCTURE

I don't have anywhere to keep the layout in its assembled state, so it's stored and assembled at the clubroom in Doncaster when required. This is kept to a minimum as space is limited, but it's a good facility and one of the benefits of being a club member.

The trackwork is Peco with bullhead rail and I've found this to be the most satisfactory solution. It looks good once ballasted with rails painted a rust colour. I glued it over 1/8in cork sheet underlay, which was glued to the baseboard surface. At baseboard joints, the rail ends are soldered to brass screws which give a solid and stable alignment and protect them when the boards are moved. When the layout visits shows, a 6mm MDF

It's an area which is seldom modelled but full of railway interest. It boasted an array of industries and some serious civil engineering help the railway overcome the hilly terrain.

ask the expert

Q Can you fit sound in large locomotives without spending a fortune?

A I use SoundTraxx DSX sound decoders in parallel with a Lenz control decoder. This means that if either decides not to work, the cost of a replacement is minimised. A friend found a source of these decoders online and at one time we were paying as little as £25 for them. The SoundTraxx 'British L1 tank' decoder has the same combination of a 2-cylinder locomotive with LNER whistle and subject to the type of speaker used and its placement in the locomotive, different levels

of exhaust sound can be achieved. The sounds add a vital missing element and are well received at exhibitions. Our Fairburn 2-6-4T (below) has an ESU Loksound decoder which handles sound and control functions and is realistic although considerably more expensive at more than double the cost of the Lenz/SoundTraxx combination. Whilst I have both the push-button LH100 controllers and the LH90 rotary types, I have found that on an end-to-end layout with a lot of shunting, the LH90 is more effective.



4



5



ABOVE: No Yorkshire layout of the BR era would be complete without a 'WD' 2-8-0. No. 90156 clanks through with a short goods.

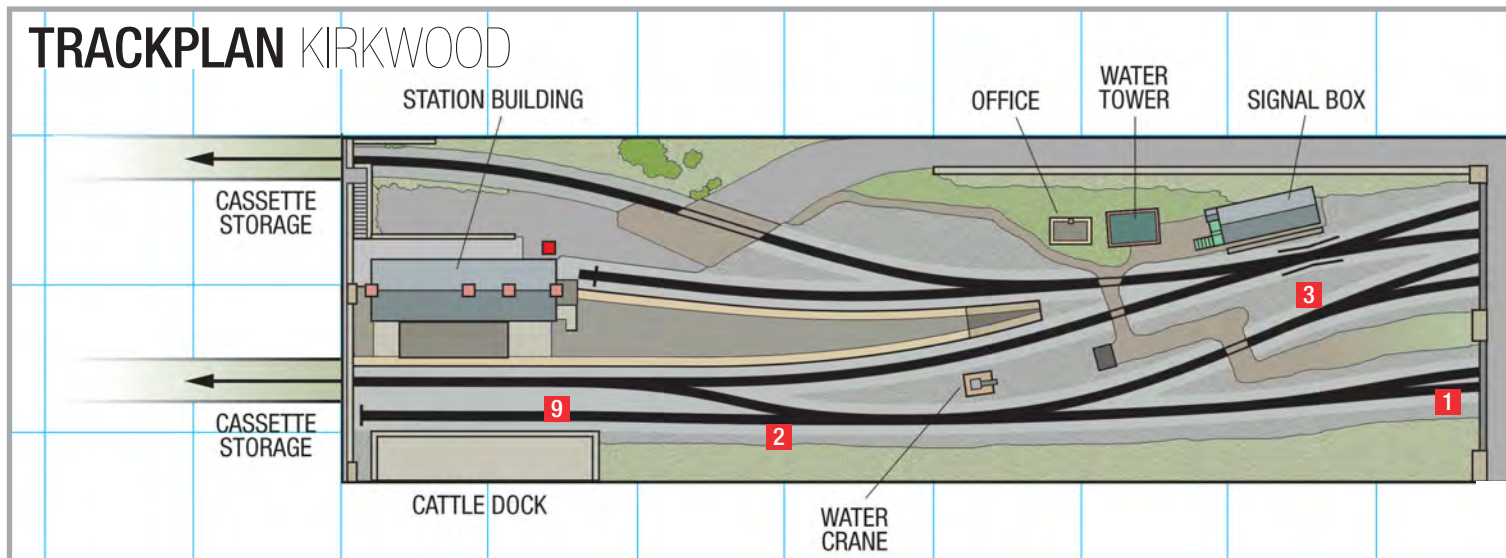
LEFT: Kirkwood's goods yard remains busy and is served by a daily pick-up goods hauled by Bradford or Ardsley-based 0-6-0s.

piece is screwed over the board ends to protect the track and scenery. The points are operated by the excellent Tortoise point motors. These are slow moving machines which are quite expensive but reliable.

YORKSHIRE WOOLLEN DISTRICT

I wanted the scenery to portray the dirty smoke-filled atmosphere of a Yorkshire woollen mill town and I've tried to replicate that wherever possible. Most of the buildings and retaining walls are made from thin plywood or MDF and are covered with Slater's stone embossed Plastikard. The station building is based

TRACKPLAN KIRKWOOD





6

loosely on the one that stood at Tingley, whereas the goods shed is vaguely similar to that at Stanley on the Methley Joint Line. The water tower is a freelance design, but it tries to follow the same generic looks. The signalbox is pure GN and is the only card kit I possess.

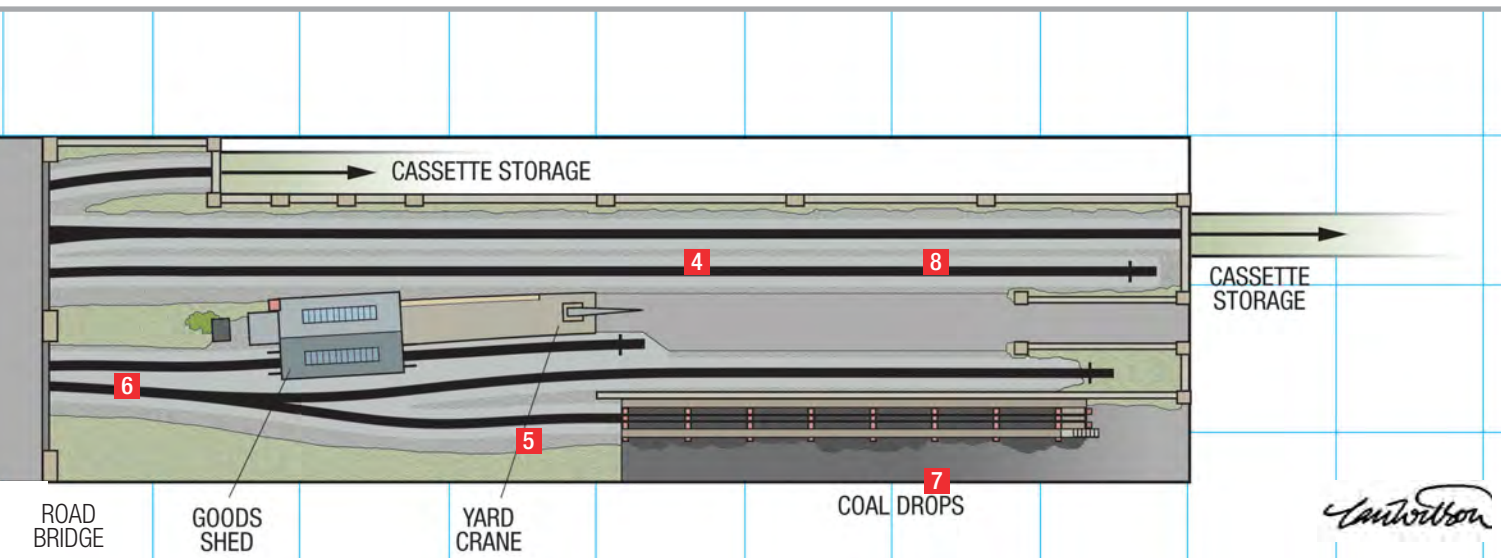
Track is ballasted with a variety of granite chippings from a few different sources and dummy point rodding is in place for those that would have been operated from the signalbox. Dummy hand levers are used for the yard points. The road bridges at either end of the layout are made from MDF or thin plywood and are covered with Slater's stone embossed Plastikard. They're intended

ABOVE: Another class inextricably linked with the West Riding is Gresley's distinctive 'J50' 0-6-0T, seen here shunting the goods yard.

RIGHT: A BR 16t mineral wagon sits over the coal drops, typical of the type seen across the region.



7



8



mainly as a scenic break. The heavy plate girder bridge in the middle of the layout carries the Dewsbury Road and is made entirely from Plastikard.

DIGITAL OPERATION

I planned for 'Kirkwood' to have sound from the start. The trains are operated by a Lenz DCC system which I've found to be excellent. I first took the DCC route in 2003 whilst working in a model shop. I installed the system on my O scale American layout 'Piedmont Lines' which was shown at Alexandra Palace in 2006. I was converted, not by the simplicity of the wiring - I've never had a problem with that - but because it gave me the opportunity to install realistic sound.

I think that when building a layout based on a particular area every effort should be made to ensure that the locomotives and rolling stock are accurate. They should be drawn from those that were allocated to local depots. Many books are available to confirm allocations, but there were also those types that were sent to work out their last few weeks without being officially transferred. This is where memory has to be relied upon - I hope my fleet illustrates this point.

My earlier-built locomotives have Slater's plunger pick-ups, but after the Peterborough show in 2010 erratic running occurred because of dirt behind the driving wheels. Continuous cleaning became the order of the day but it was quite difficult to effectively clean the plungers. This resulted in a change of plan when

ABOVE: Local industries relied on regular deliveries of coal. A Robinson O4 2-8-0 heads back to the colliery with a train of empties.

RIGHT: 'B1' No. 61110 snakes into the platform with a through portion formed of Thompson and BR Mk 1 stock.

I was building the Great Central 'O4' 2-8-0 and instead of plungers I fitted brass wires to wipe on the wheel treads which I hope will be better as they clean the wheel treads when in use.

It was my initial intention that three-link and screw couplings would be used except on main line coaches that would have buckeyes, as per the prototype. It soon became clear that something less labour intensive would be needed. I had seen the superb 'Vine Street' several times and was impressed with the operation. It wasn't until I spent a lengthy period at the first Peterborough show that I noticed that it only used Kadee couplings. Having used these for many years on my American layout I had no qualms about changing over. They've made shunting a pleasure without having to use hands. It's been an enjoyable project from start to finish for myself and my fellow club members. I'm satisfied that I've achieved what I set out to do and that it looks the part. Like every project, I've learnt much along the way, about modelling and the railways of West Yorkshire. ■

I wanted the scenery to portray the dirty, smoke-filled atmosphere of a 1950s Yorkshire woollen mill town and I've tried to replicate that wherever possible on the buildings, landscape and rolling stock.



HOW TO...

MAKE A DISPLAY CABINET

Phil Parker builds a custom case to store models and keep them dust-free.

What do you do with your models when they aren't running on the layout? Keeping them in boxes hidden away in a cupboard seems a shame when you've invested so much time and money in buying, building and detailing them. We all have locomotives and rolling stock that we're proud of and want to enjoy. A well-made display case is a good way to view a collection and keep dust at bay.

Several firms supply excellent quality dust-free display cases, such as Picture Pride, but construction of your own bespoke unit isn't out of reach to the average DIY enthusiast. Producing a nice looking case for myself could be a quite a challenge, but when I spotted some deep display frames in my local Hobbycraft store, I wondered if they could be modified. The hardest part - making the front - was done, so could I extend the back?

After taking the frame apart I realised that by replacing the inner frame with a deeper section of wood from a DIY store I could provide enough depth for a rolling stock display. I decided that my case should accommodate O gauge stock, so the shelves are 70mm wide. If you want to display OO gauge models only, a 48mm wide strip is enough. The shelves are set 120mm apart, but reducing them allows an extra shelf for smaller scales.

As delivered, the frame and wood strip are unpainted and unvarnished, so to give a brighter look inside and protect the wood I gave it all a good coat of bright white emulsion. Almost everyone will have a tin of that somewhere around the house, so it shouldn't add to the cost of the project. If not, it'll always come in handy for household DIY somewhere else!

The finished case looks great and provides somewhere nice and dustproof to show off a few cherished models. ■




This deep box frame is designed for collectors to show off shells and other similar memorabilia. It measures 400mm square and 24mm deep, so you might squeeze N gauge stock inside, but it's too shallow for anything else.



Holding everything together are these bendable metal tags. They get in the way and are no longer required, so I'm pulling them out of the wood with a pair of pliers. They leave little damage behind as they're not glued.




The original hanger might be strong enough to hold a football shirt, but I don't trust it with my locomotives, especially considering how easily it pulled off. I'll hang the box from a couple of screws in the back.



Taking the case apart is simple and inside is a frame, sheet of glass, inner frame and hardboard backing sheet. The inner frame can be discarded but I'm using everything else for this project. There's little waste.



Using lengths of strip wood 70mm wide and 5mm thick, a new inner frame is made. I'm pinning and gluing the parts together with short lengths of angled wood before painting them with three coats of white emulsion.



The front frame slides over the inner box and is retained with a screw in each side. It allows the front to be released while leaving the box containing the exhibits still fixed to the wall.

"The woodwork is simple enough as I'm only reducing stripwood to length. Just take care to produce accurate right-angled corners - a mitre saw helps."



gadget spot

Self-adhesive LED strips are available from some model railway suppliers and can be powered by 12V supply, 9V battery or a mains transformer. Or see www.ledhut.co.uk



CONTACT

• **HOBBYCRAFT**

T 0330 026 1400

W www.hobbycraft.co.uk

ask the expert

Q How can I make accurate cuts with wood strip, either straight or at an angle?

A A cheap mitre saw from your local DIY store is ideal for accurately cutting wood strip. For under £20, this one has been invaluable for making baseboards and all sorts of general DIY. It took me just over an hour to cut all the parts - I've mentioned my lack of woodworking skills in the past. In fact, the most time-consuming job was painting the inside with white emulsion.



SHOPPING LIST

• **TOOLS/MATERIALS**

I Hobbycraft pine box frame (ref: 567516)

I 70mm x 5mm wood

I Quadrant moulding

I PVA glue

I 15mm pin nails

I Small hammer

I Craft knife

I Emulsion paint

I Clear varnish

SOCIAL HISTORY

This new series follows Leamington & Warwick Model Railway Society's 2mm scale group as it develops a new exhibition layout from inception to its first public showing - planned for March 2017. **Mike Collins** sets the scene.

Leamington & Warwick Model Railway Society is a thriving club with approximately 70 members and numerous exhibition layouts covering N, 4mm finescale, OO and O gauges.

During the past ten years the main N gauge layout, 'Meacham', has been enthusiastically received at shows across the country. However, as is often the case with established exhibits, it is an analogue 12V DC layout with extremely complex wiring that requires an ever-increasing amount of maintenance.

Given that most of the team that built 'Meacham' are no longer members, it is hardly surprising that the current group is keen to move from maintaining a layout developed by others to developing something new that reflects their own interests and aspirations whilst adopting more up-to-date technology.

SETTING OBJECTIVES

Discussions about the new layout have been taking place for two years, during which time it was decided to opt for an actual, rather than a fictitious, location. Over the 12 months the N gauge group has grown and to maintain the interest of new members it was essential to share existing experience across the group. Equally, existing members wanted to develop their own skills by tackling things they had not attempted before. Therefore, the group decided it would relish the challenge of building to 2mm finescale standards.

Designed from the start for exhibition, the operation of the layout must keep the watching public interested at all times. On a quiet country branch this might prove difficult to achieve and therefore it was decided that the chosen location would be a block point with facilities allowing two trains to meet and cross. It should also



have a goods facility providing the ability to drop off and shunt wagons.

We decided to consider locations on what is commonly known as the Stratford-upon-Avon & Midland Junction Railway (SMJ), although its name changed frequently during its existence. Originally this line opened as the East & West Junction Railway (EWJR), existed as the 'SMJ' from 1909, became part of the LMS in 1923 and was taken over by BR in 1948. Indeed, the 'SMJ' can truly be described as the club's local railway, as it was located within a mile of the clubhouse. After careful consideration we chose Kineton as the focus of the project.

Kineton lies just five miles from the clubhouse and was opened as part of the SMJ's predecessor, the EWJR, in June 1871. A modest little station, it consisted of a good sized ticket hall, a signalbox, goods shed and five sidings that (in addition to regular goods traffic) accommodated the transportation of livestock and coal. With the Warwickshire hunt kennels located less than a mile from the station, Kineton was also home to one of those rare entities known as a 'hound van', and on days when the hunt met, the sidings would be packed with horseboxes.

Kineton closed to passengers in 1952, although goods trains continued until 1963. With the exception of a short section still used by the Ministry of Defence (MoD), all through services were finally withdrawn in 1966. Today the entire location has been redeveloped as a business park, and the only remnant of the original station is the bridge carrying the Kineton to Wellesbourne road over the former railway cutting.

DETAILED RESEARCH

Although several books have been published about the 'SMJ', only a limited amount of information about Kineton could be gathered from them, so more in-depth research was required by members in order to provide the level of detail required. Given the range of information required a number of different avenues were pursued, all of which will remain ongoing throughout the project.

Warwickshire County Archives proved to be a useful source of information on the 'SMJ', but much of the data gathered was not as specific to Kineton as we had hoped. It frequently raised more questions than it answered. However, whilst information about the station was limited, we identified a range of useful material that will contribute to our understanding of the social history linked to the site.

For example, at the time the East & West Junction Railway Company purchased the land used for the construction of Kineton station, it was being used for allotments. The pre-building survey, dated 1863, includes a list of over 90 local people who tended those allotments, several of whom have been identified by local residents as being their direct ancestors.

Whilst local archives proved less fruitful than was hoped, one member made numerous visits to both the National Archives at Kew and the British Library and unearthed a wealth of useful information including

LEFT: Photographs of Kineton in BR days are scarce, but on April 24 1955, ex-GWR 'Dukedog' 4-4-0 No. 9015 paused there with the REC's 'South Midlander' railtour. Obscure for most of its life, the 'SMJ' became popular for railtours in its later years, even getting a visit from a Southern 'N' 2-6-0 and Bulleid Q1 on another occasion. A.W. CROUGHTON/ RAIL ARCHIVE STEPHENSON

FACT FILE

SCALE/GAUGE

2mm:1ft scale, 9.42mm gauge 2FS

DIMENSIONS

12ft by 2ft, tapering to 1ft

ERA

1948-52

REGION/LOCATION

LMR, South Warwickshire

LAYOUT TYPE

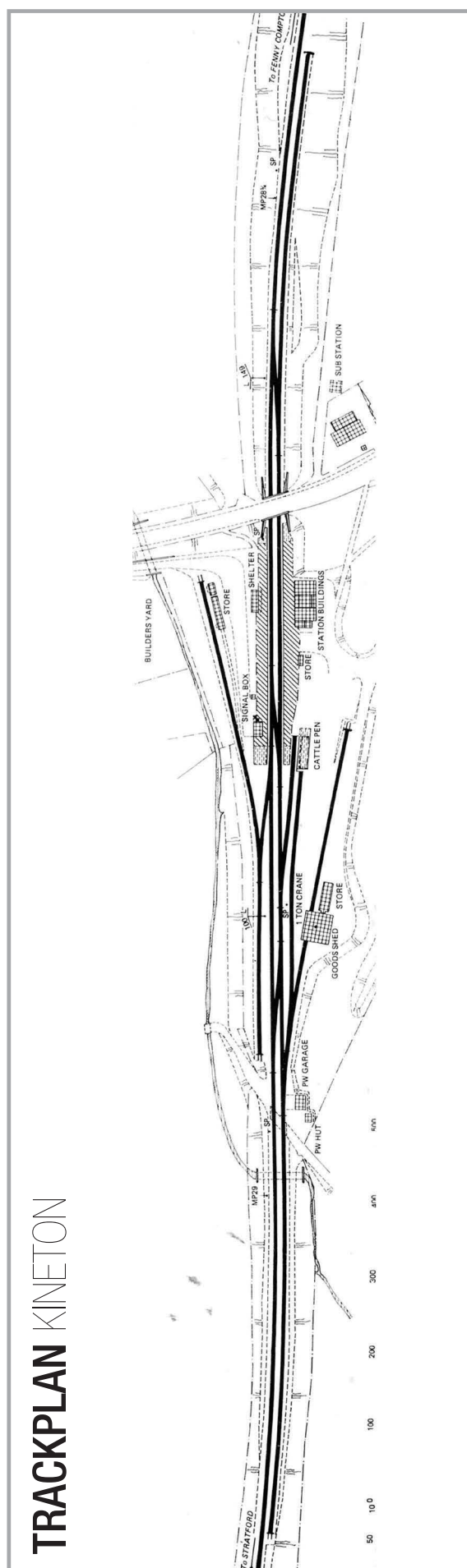
End-to-end

POWER/CONTROL

DCC

PHOTOGRAPHS

Andy York



TRACKPLAN KINETON



ABOVE: Attending local events such as farmer's markets and model railway exhibitions has given the team an opportunity to talk to local residents who remember the line or whose families may have worked on it.

timetables, schedules and SMJR staff records. Another valuable source proved to be the SMJ Society (www.smj.me) which has nearly 300 members gathering items of interest as well as written, anecdotal and photographic records, and who contribute to online discussions on a variety of related topics.

As passenger services ceased more than 60 years ago it is not surprising that it has been difficult to locate those with direct experience of the station. However, through an appeal within the local community and by taking a stall at the local farmers' market to stage a display of our research material, a number of leads were turned up, including friends and relatives of people who had worked on the line and at the station. Due to the age of some of our 'sources' we have made a point of recording some of the discussions to preserve their memories for posterity. Whilst much of this information is anecdotal it has added considerably to the local and social history aspect of the project.

OPERATING STANDARDS

The 'SMJ' offers numerous interesting locations for the railway modeller. There are many small local stations, interesting landscapes and geographical features. At various times there have been other historically interesting subjects such as the Edgehill Light Railway and ropeway and a large military ordnance depot with

an internal railway system extending to over 90 miles. The lady members of our group drew attention to some particularly interesting landscape features including the meanderings of a stream with a railway bridge over a track bridge over the stream. Although not a particularly interesting railway feature, it is an unusual landscape which they expressed a desire to tackle.

From the outset, flexibility was identified as an important characteristic to be considered during the design phase. It was obvious that some may want to work at home to create their own section of the 'SMJ'. Consequently portability, interconnectivity and control had to be defined before construction commenced.

It was concluded that Kineton would be the core of an extendable layout. For most of its length the 'SMJ' was a single line with passing places. Kineton was one of the larger, more interesting station layouts and to provide operational interest it was obvious that the layout would be controlled using DCC and other suitable electronics.

When connecting individual location feature baseboards together, a DCC bus allows for the track power to feed through the length of the display while individual location features such as point switching and signalling will be independent of the main control system. A standard baseboard end was clearly required and this and the method of operation led to an investigation of European FREMO standards for interconnection of baseboards. An order for the manufacture of the baseboards has been placed with a supplier with access to laser cutting technology using a modified design for the accurate replication baseboard ends.

SOCIAL HISTORY

One of the key issues under consideration from the outset was how to ensure that the completed model would provide an enriched viewing experience for the public, both at model railway shows and at local history events. Consequently we plan to be able to include historic material alongside the model, placing Kineton into its historic and social context. Indeed, at some events the model may even be relegated to the 'supporting act'. This approach will enable us to reach out to the broader community, helping the club as a whole to achieve its educational objectives as a registered charity.

As our club has members who rely on wheelchairs, we are all too aware of the problems users have with viewing many displays at model railway shows. Consequently, consideration was given to occasionally displaying Kineton at a wheelchair friendly level (thus also making it more accessible to children). Having purchased legs that can be set at different heights, variable height viewing is now possible, although displaying at a lower level poses additional problems - for example, ensuring that the lighting gantry still fulfils its role when the space between the lights and model is increased.

You will be able to read more about various aspects of the development of Kineton as work progresses, including how we are using prototyping techniques to solve problems encountered before committing track to baseboards. ■

the concept

- I Create an N gauge model of a 'lost' local station on a long-lost local line
- I Work to 'finescale' standards in order to create a quality exhibition layout facilitating club members to develop their modelling skills
- I Embrace the benefits of DCC and use the latest techniques to build prototypical track, points and signalling systems
- I Work in modular form to facilitate the addition of other locations from along the SMJ route (Burton Dassett, for example, has been started by a member)
- I Use standardised baseboard ends that will facilitate connection to other members' layouts as well as enable attendance at FREMO events
- I Assemble an archive of material that can be displayed alongside the model and which places Kineton station in its full historic and social context.



ABOVE, LEFT AND BELOW: Examples of the limited selection of period photographs of Kineton the group has unearthed from various sources.



BACK STORY 'SMJ'

The Stratford-upon-Avon & Midland Junction Railway line ran roughly east to west, crossing and connecting with a number of major lines running south-north. It ran through sparsely populated farming country and was never capable of sustaining itself through its passenger services. In the east it connected with trains to Northampton and London via Blisworth, and then ran through Towcester. Heading west, the next town of any significance was Stratford-upon-Avon where it had its own station just south of the river. It eventually continued to connect with the GWR at Broom Junction.

Goods traffic was more successful, both supporting local agriculture, and also as a through route between the Midlands, Wales and the South West. Once passenger services ceased the platforms were cut back to allow



larger locomotives to pass, local goods traffic faded away, and the line was at its time of greatest commercial success as a through route, largely for mineral trains. Heavy, slow moving coal and ironstone trains to/from South Wales could use the line, freeing up capacity on busier trunk routes. A military depot was built near Kineton during the Second World War, and is still in use, the line from the ex-GWR Leamington-Banbury route at Fenny Compton being retained to serve the depot. We decided to model the line as it was in the final years before closure to passengers in 1952.

PART ONE

A WAGON IN EVERY SCALE

A recent resurgence in wagon kit-building prompted **Phil Parker** to start this new series of 'how to' articles, tackling common British wagons in different scales.

SHOPPING LIST

KIT

I 2mm Scale Society - BR Diagram 1/108 16t steel mineral wagon Kit & sample of 2FS Easitrac
I Fox Transfers FRH2950 16t mineral wagon markings

PAINT/TRANSFERS

I Humbrol 33 and 64

TOOLS

I Modelling knife
I Abrasive sticks
I Needle files (flat & round)
I Cutting broaches
I Soldering iron
I Solder paste
I Superglue
I Plastic cement & solvent

The building of wagon kits is seeing something of a resurgence at the moment.

Several traders tell me they're struggling to keep up with demand. It seems that with the rise of RTR prices, modellers looking for a train to hook up to the latest locomotive are returning to the workbench to build it themselves.

I love assembling wagon kits - they don't cost a huge amount but can provide a pleasant few hours entertainment culminating in a model you can be proud of - and something personal that no-one


else will have on their layout. But with so many to build, which ones should you look at first?

The main criteria is that your finished model has to be the same scale as your layout, or at least the scale you fancy building the layout in. This gave us a problem - which scale should we try? The answer - all of them. This series of articles will look at building standard gauge wagon kits in every scale from 2mm to Gauge 1. We'll try to pick something interesting and show a few techniques along the way so that even if you don't work in the


■ I IS SOLDERING THE ONLY WAY?

Normally when assembling etched parts I'd say yes, but there is nothing in this kit that couldn't be assembled with careful use of good quality superglue. I'd suggest placing a pool of glue on a piece of plastic and picking up drops with a pin to keep the amount on the model to a minimum. Solder has many advantages though. It's quicker to undo a joint if anything goes wrong. The results will also be stronger, but this probably doesn't matter with these etches.





For such a small model, there are lots of parts in six different materials. A length of track for testing and display is included too. Because they're tiny but vital, five axle bearings are included, just in case you lose one!




The rail slides into the sleeper base smoothly. The fatter section of the bullhead rail should be at the top. The first rail can be slid in with the sleepers attached to their sprue. For the second, hold them on to a firm surface.



Wagon assembly starts with the body. The mouldings are clean but a dry run is advised to make sure the fit is perfect. Tack the parts together with plastic cement and leave to dry with something to ensure they are perfectly square.



A small amount of work with an abrasive on each side makes the body a perfect fit. Spots of polystyrene cement hold it in place, then liquid solvent is run into the corners from inside the body.



Bearing holes are etched slightly undersize so have to be opened out with a round file or cutting broach so the brass bearing just drops in. The sides are folded along the half-etch lines, then the bearings are soldered in place.



Fitting the bearing first makes it harder to grip the sides. Check the chassis is flat by placing it on its back on a mirror. Fit wheels and test on the track to make sure it runs freely. If the axles are tight, pull the chassis sides apart.



Cosmetic sideframes are removed from the etch and folded together, making sure they are aligned. Smearing solder paint between the two parts and heating both with a hot iron makes a clean join.



The brake gear folds up and slots into place. Fill the holes in the baseplate with paste and heat to hold in place. The shoes are close to the wheels, as they should be and I didn't find any problems with binding.



Axleboxes are folded in the same way as the solebars but this time there are three layers. Brake handles are folded and fixed over the central wire. They are handed - notice this side is missing a clutch at the bottom of the lever.



Body and chassis are superglued together. The chassis has to be trimmed to length with a file for best fit. Don't force it or the metal will twist and not all the wheels will sit on the track. Turned brass buffers fit into the holes in the beam.



The wagon is sprayed with Humbrol No. 64 grey and 33 black, both in can format. It would be easy to obscure detail with a thick coat applied by brush. The markings are from Fox Transfers.

scale now, you can use them in your own modelling. We're starting small with 2mm finescale.

The 2mm Scale Society offers advice and a comprehensive shop. Amongst its products, it produces a pack containing a simple to assemble, yet sophisticated multimedia kit and a length of the Societies' track system – Easitrac. Don't be fooled by the small size or modest price. The finished wagon has the sort of underframe detail that 20 years ago we'd have been impressed with under a OO wagon.

Obviously the size of the model presents some challenges but nothing insurmountable. I would recommend spray painting it to avoid obscuring fine detail with too heavy a coat of paint. The colours for this wagon are available in rattle cans, so you don't even need to own an airbrush.

I'm sure many people worry that ageing fingers and eyesight

ask the expert

Q I've never heard of solder paint before. What is it, how does it work and what benefits does it offer over traditional solders?

A Solder paint or paste is a liquid flux containing suspended solder. It appears a dull grey but when heated, the flux boils away and the solder turns a bright silver colour.

Simply paint it where you need to make a join, or between two parts being laminated together and heat. The key to neat soldering is to use the minimum amount of solder required for a good join. For small components, solder paint needs little or no cleaning up afterwards.

However, for optimum results it's vital to stir your paint thoroughly before use as the solder tends to settle when the tin is stored.



preclude their trying such a tiny model. Don't worry, with this kit, the excellent design of the parts makes construction a joy. If you choose to solder, you'll need to be careful, but using solder paint solves many problems. ■

CONTACTS

• 2MM SCALE SOCIETY
W www.2mm.org.uk

WHAT IS 2mm SCALE?



N gauge is 1:148 scale and 2FS is 1:152. Not a huge amount of difference but if you place two models that should be the same size next to each other, the N version will appear larger.

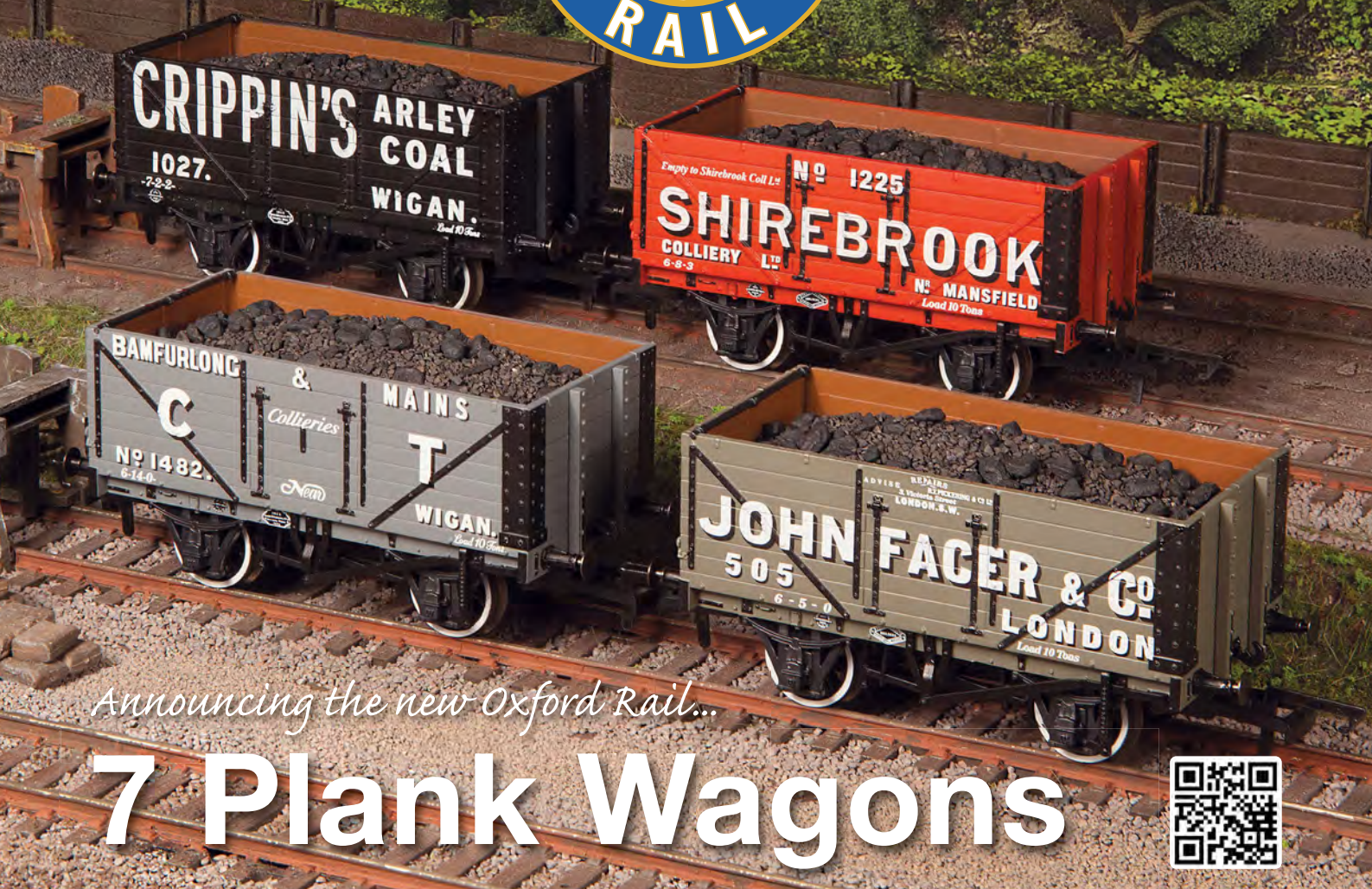


The track gauges are slightly different too. N gauge is 9mm (that's where the N comes from) and 2mm 9.42mm. As you can see, wheel standards are quite a bit different too.

Despite this, there is a quite a lot of cross-fertilisation between the scales. Some N gauge modellers use 2mm scale wheels and there are 2mm scale modellers who have taken advantage of modern N gauge models and re-wheeled them as a quick solution for motive power. The 2FS Society provides drop-in wheelsets for Graham Farish diesels, for example.



Even if you don't think 2mm Finescale is for you, I'd recommend trying this starter pack just for the fun of it.



- Detailed body and chassis mouldings
- Metal buffers
- Pin point axles
- Highly defined livery
- Separately fitted components
- Metal wheels
- NEM Couplings



OR76MW7011



OR76MW7009



OR76MW7012



OR76MW7010



In Pursuit of Excellence



BRM's annual celebration of great model railways reaches a major milestone in 2016. Join us in Doncaster next month for a very special gathering of high-quality layouts.



Addiston South



Apethorn Junction

Clarendon



ESSENTIAL INFO

When: February 13, 0930*-1700, February 14, 0930*-1630

Where: Doncaster Racecourse, Doncaster DN2 6BB

BRM subscribers can book in advance to receive £2 off admission, a free showguide and 30 minutes early entry.

BRM Subs: £7.00

In advance: £8.00

On the door: £9.00, Child (5-16) £4.50, Family (2+3) £27.00

W www.model-railway-shows.co.uk

T 0844 581 0816

NOTE: No booking fee applies for e-tickets, but please note that fees apply for tickets delivered by post.

*When you pre-book on www.model-railways-shows.co.uk



Amberdale



Elveden



Cleggworth



APA Park




Dunkow Road



Goathland



Stokesay



Ruston Quays



Little Histon



Sheaf Valley Railway



Haymarket Cross





Hazelbank



Hollowbeck Shed



Tates

WHERE | DONCASTER RACECOURSE, DN2 6BB **WHEN** | FEBRUARY 13/14 2016



Oil Drum Lane



North of England Line



Heyside



Loughborough Road


INSIDE TRACK

NOOKS AND CRANNIES

FINDING SPACE FOR A SMALL LAYOUT

Dedicated rooms for railway modelling can be hard to come by, particularly with today's small houses. I often hear people say they have no room for a layout and my answer is always the same. If you look really hard you'll always be able to find a bit of space, even if somewhat small and a small layout is infinitely better than no layout at all.

I've tried to take advantage of the available space, working into the window recess and stairs for a narrow non-scenic cassette and an operators' chair or stool, recognising the back door is available if the front is partially blocked. The layout height is governed by the height of the window bottom and the most useful step, in this case the fifth, at 40in high. If you're happy with something higher go up a step or two, extending the layout even further. You could model part of a rope-worked incline, perhaps Cromford and High Peak style, at somewhere between 1 in 8 and 1 in 30, partly up the slope of the stairs, for increased running length. The gradient would start immediately left of the window recess and slope upwards in a prototypical fashion. The track plan consists of three sidings into a traditional goods yard, ideal for countryside freight. Alternately, one could interpret the arrangement as a wagon works, or engineers' sidings with buildings removed.



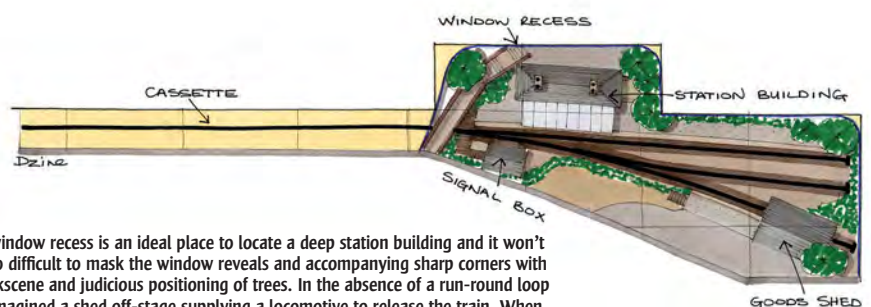
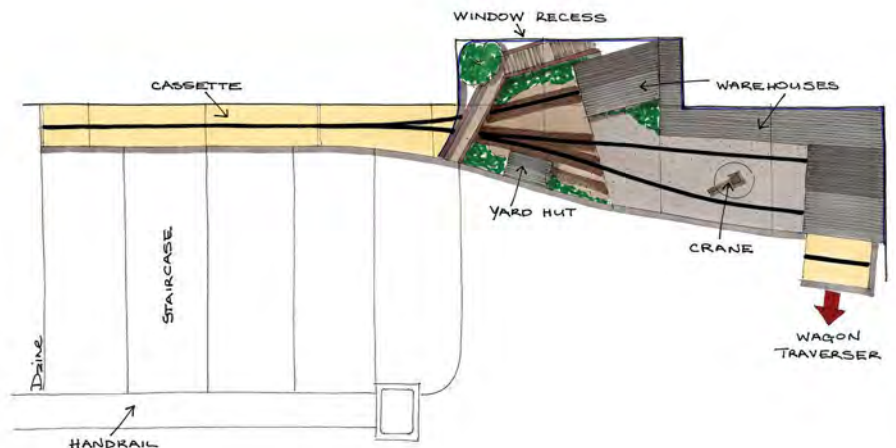
ABOVE: Here's a rarely used space in our household - we store shoes in the up-ended crates and sit on the steps when answering our telephone. It's simple to assess potential without inflicting hardship on others. I start by thinking about how people navigate the area and what's needed to keep a free flow for all users. Then you can identify a potential baseboard size and shape with somewhere for an operator to sit without creating difficulty for others. I'd set the baseboard height so that it rests on the window bottom and continues to the nearest height step on the stairs.

Paul Lunn investigates unusual places to locate a layout around the house.



The scene above at the terminus on the Derwent valley light railway is a nice scenario for a small compact layout. A small diesel shunter and a few wagons is all you'll need to get started. Depending on scale, this could be made to fit in a very small space.

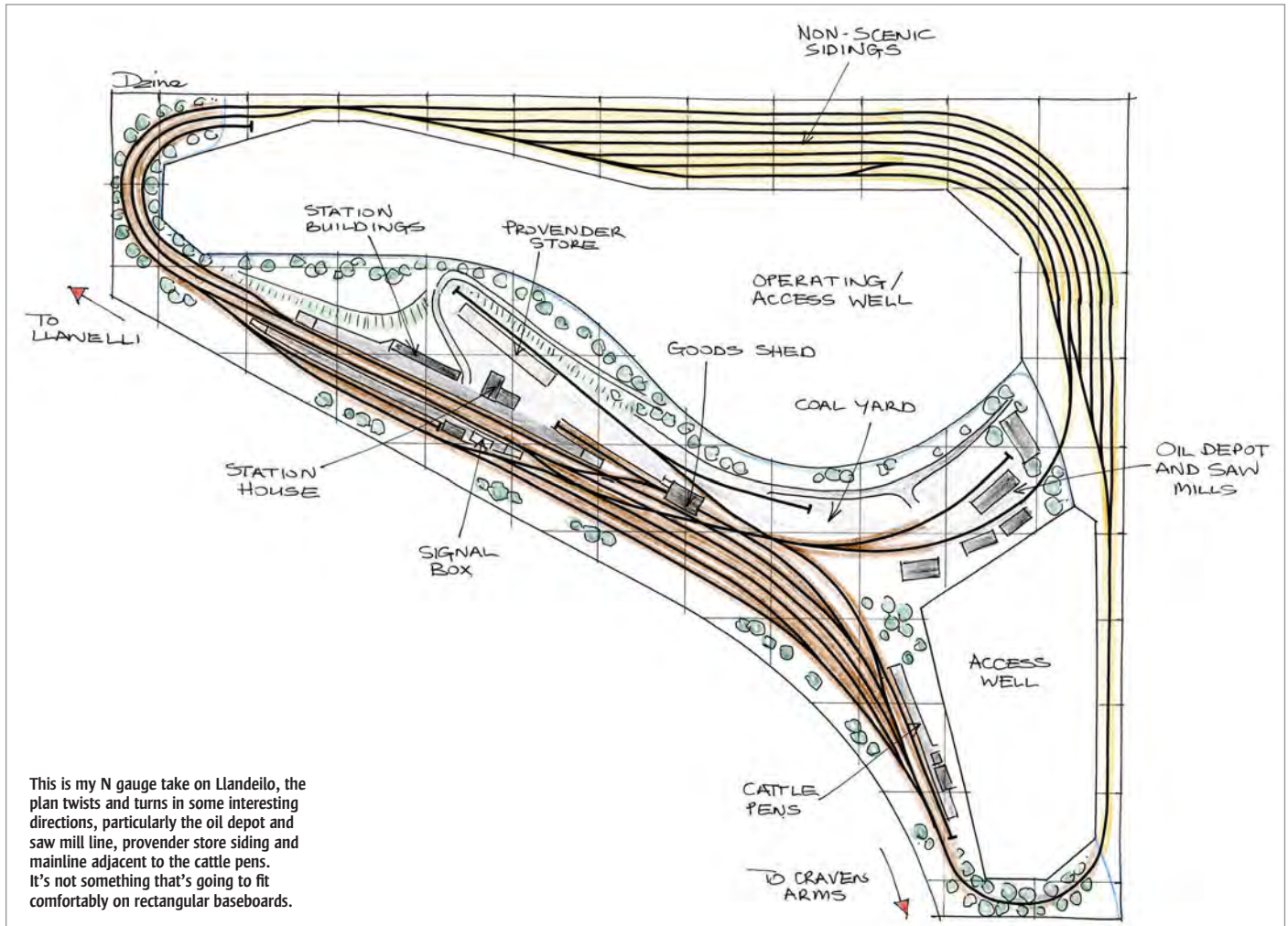
The plan below has been calculated on the basis that if you develop an effective plan for O gauge, anything smaller will be easier. With the advent of new, short-wheelbase O gauge locomotives like the Dapol 0-6-0 'Terrier' and Class 08 shunter, there's never been a better time for a minimum space layout in this largest of commercially well-supported scales.



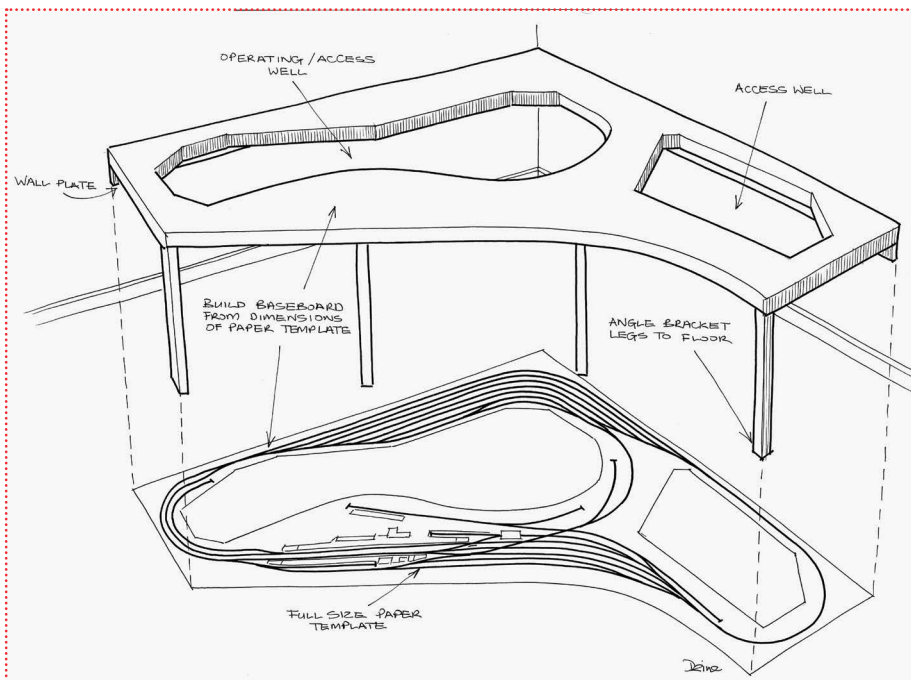
The window recess is an ideal place to locate a deep station building and it won't be too difficult to mask the window reveals and accompanying sharp corners with a backscene and judicious positioning of trees. In the absence of a run-round loop I've imagined a shed off-stage supplying a locomotive to release the train. When the platform road is vacant there are three sidings to shunt on this rural branch line. There are many other locations that can be used with similar trackplans: Isle of Wight, Colonel Stephens lines, freight only with a derelict station or even a preserved railway - the terminus of the Derwent Valley Light Railway Springs to mind.



CREATIVE BASEBOARDS



This is my N gauge take on Llandeilo, the plan twists and turns in some interesting directions, particularly the oil depot and saw mill line, provender store siding and mainline adjacent to the cattle pens. It's not something that's going to fit comfortably on rectangular baseboards.



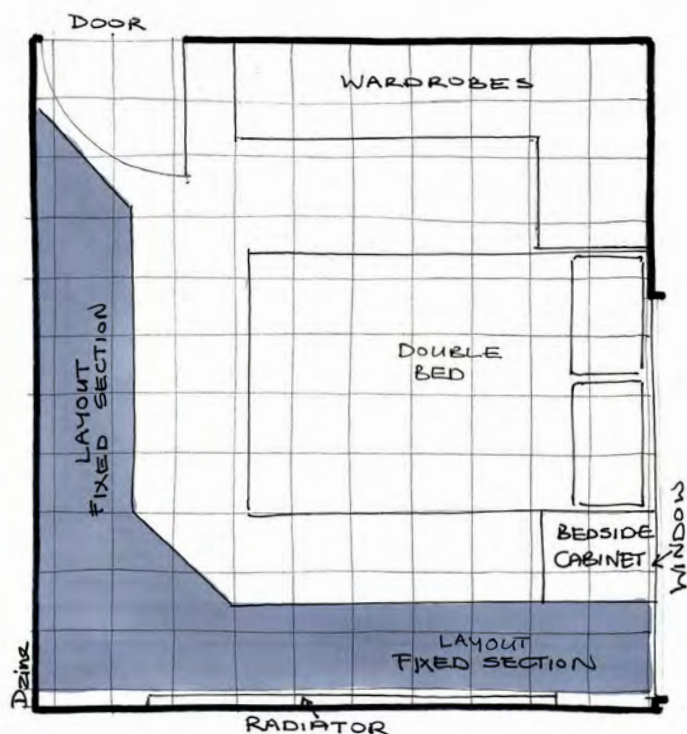
I'm sure many of us have made or bought a baseboard to some predetermined size, usually in standard unit widths, with 1 and 2 foot being particular favourites. Having done that, we then progress to fill the space with track and structures. To many it's one of those traditional unquestioned practices – 'We've always done it this way, so let's carry on!' I want you to think about designing your layout first, then build or buy a board that fits it. You'd be surprised how much better it makes the designing process by reversing the procedure.

LEFT: My suggestion is to map out your trackplan, on lining paper at full size, using templates, pieces of track and so on. You can check how buildings look in relationship to the railway and test train lengths. At the same time, decide where you want to pitch the edge of the baseboard, based on what looks right and meets your needs. You can then project this upwards to the baseboard in the knowledge that what you've made will be an exact copy of what you drew. Carefully lift the plan out from under the baseboard legs, place it on top of the baseboard and use it for plotting the track and scenery.

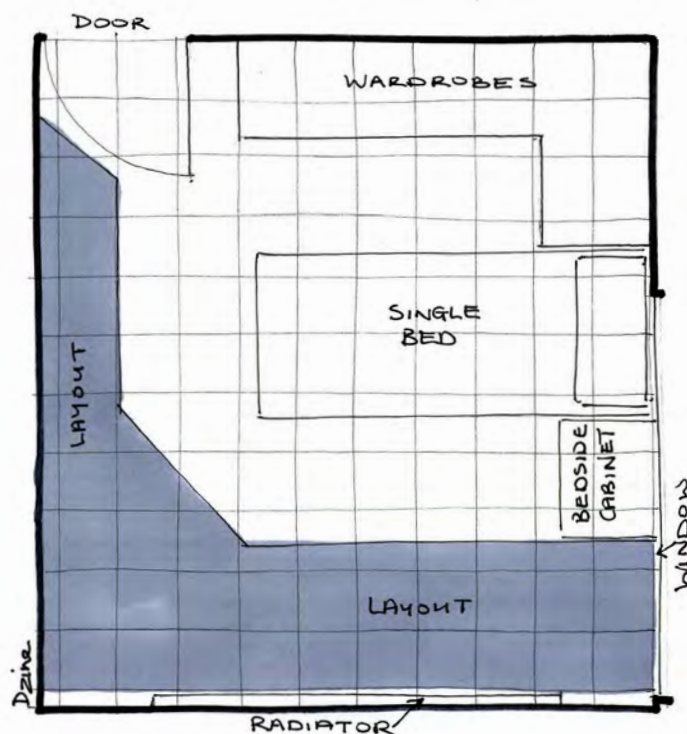


A MULTI PURPOSE ROOM

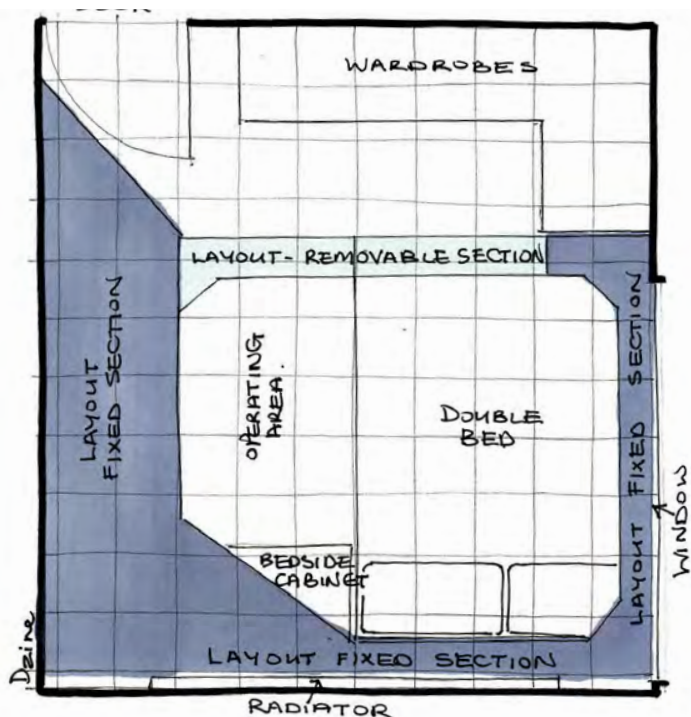
GETTING THE BEST DEAL FOR BOTH



ABOVE: I start by factoring the 'givens', the things you can't change without expending time and money. In this room, these are the fixed 'L' shape wardrobe, radiator (see notes below), door and window. Leaving those things in place, here's the solution for a double bed arrangement. By meeting the bedroom function you're left with space for a narrow, 10' x 9', 'L' shaped layout. The gap between bed and baseboard is equally narrow, but manageable.




ABOVE: Similar to the double bed design but with a single bed, you have more space; wider walkways and a main scenic board. The compromise is in only being able to accommodate one guest at a time. Only you will know your requirement.



LEFT: By changing the position of the double bed you can have a much larger oval layout; comprising of a wide scenic board for your main feature and potentially a double track run around the room. There's a more substantial operating well and when the removable section is stored away, under the main baseboard, you'll have a fairly decent area around two sides of the bed. If there's a weakness with this plan it's in the fact that you have to climb over part of the bed to get to the window side.

TOP TIP

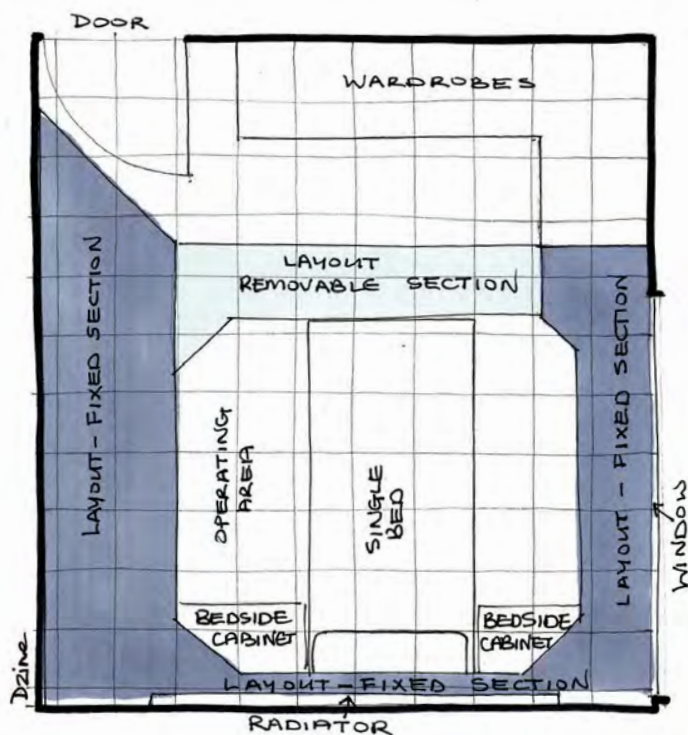


You can see the difference in spacing between rigid geometry track, right, and prototypical spacing, left, amply illustrated by the position of the foreground DMU.

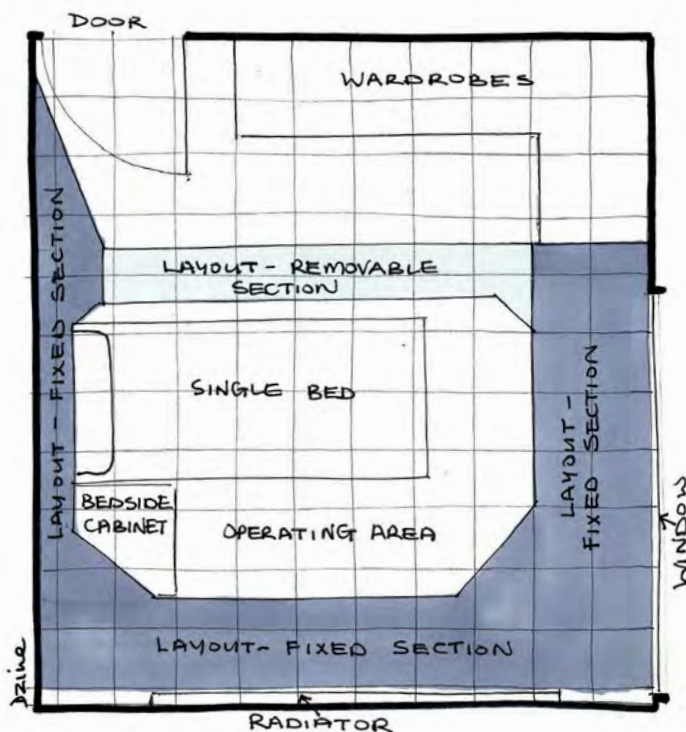
Many of us don't have a dedicated modelling room, the less space available - the greater the problem. Railway modelling is a series of compromises. As a layout designer, it's bad enough trying to squeeze a prototype 'quart' into a modelling 'pint pot', but if you haven't got space for a layout in the first place it would appear that you're snookered. This part is

about sharing a room, with two completely different uses, with potentially conflicting expectations on the part of the principal stakeholders. In this case they're a husband and wife, one wants a guest bedroom, the other a layout. I hope you'll be surprised by the number of ideas that can be offered so that neither party feels excluded or outdone. **BRM**

See **Paul Lunn** at
The National Festival of Railway
Modelling at Doncaster on
February 13/14. See page 146.



ABOVE: Here is the single bed version of the large oval layout, note how the removable section and the board next to the window have increased considerably in width. When the removable section is stored away you have access to all principal sides of the bed. Make sure you keep the bed headboard away from the radiator - for comforts sake and to allow heat to circulate.



ABOVE: This last design is a variation on the large oval layout. By moving the single bed you have a much wider 'L' shaped section. Previous comments apply to the removable section.

i

- Each gridded square represents 1ft
- Where the radiator is underneath a baseboard it's important to provide either a heat baffle or ventilation up the back of the board. Alternately, you could move the radiator higher up the wall above the layout for minimum cost.

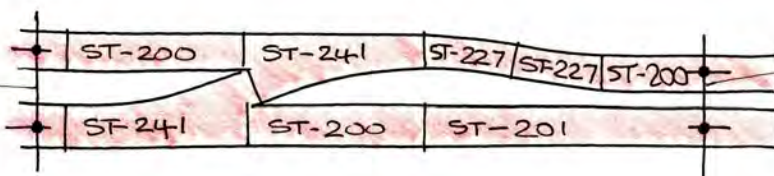
NARROWING THE RIGID GEOMETRY GAP

Reducing track centres by manipulating the geometry can improve visual appearance and avoid the expense of selling up and changing to flexible systems.



If you're using Peco components you'll need two x ST-227 curves as shown in the plan. They still leave plenty of clearance between two passing vehicles.

FORMATION
MAINTAINS
STANDARD
SETRACK
CENTRE LINE
SPACING



FORMATION
MAINTAINS
50mm (2")
CENTRE LINE
SPACING

“We can produce some really special models.”

Ben Jones talks to Simon Kohler and Brian Greenwood about their ambitions to commission further high-quality models based on artefacts from the National Collection.

Iconic. It's a greatly over-used word these days, but the National Railway Museum is custodian to some of the world's most famous railway vehicles, some of which can rightly be regarded as 'iconic'.

Flying Scotsman and *Mallard* immediately spring to mind, but the term applies just as equally to legends such as the prototype *Deltic*, BR 9F No. 92220 *Evening Star*, the prototype HST and Victorian flyers like GNR Stirling 'Single' No. 1 and LNWR 2-4-0 *Hardwicke*. Such historic vehicles fire the imaginations of enthusiasts, modellers and collectors and create demand for miniature replicas.

From small beginnings in 2008, NRM retail spin-off Locomotion Models is maturing into a major player in the UK model railway market. Based at the museum's outstation in Shildon, County Durham, Locomotion Models has grown steadily from working with manufacturers on NRM editions of existing models to commissioning and investing significant sums in exclusive tooling from the likes of Bachmann and Rapido Trains.

Perhaps the clearest sign of Locomotion's growth was its recruitment of ex-Hornby marketing manager Simon Kohler, who is now bringing his experience and expertise to help develop the company even further.

A couple of days before Shildon's big 'Diamond Deltic' event, and with the star of the show, worryingly, yet to be loaded for its journey across the Pennines from Preston, I meet Simon and Brian Greenwood, Chairman of Locomotion's management board, to find out how they plan to continue their 'National Collection in Miniature'.

Finding somewhere quiet to chat proves difficult while the museum is open to the public, but the solution proves to be appropriate for Locomotion's next new model release. Making ourselves comfortable in the small seated area of APT-E – a rare treat in itself – I first ask Simon how he became involved with Locomotion Models.

"I've known Brian for many years and his ambition and passion for the museum always shone through. I started in 2014 as a consultant and we work well together. I love the people, their passion and felt I could make a contribution.

"Locomotion Models is a brand, and my first task is to establish that by building relationships, working with the

FACT FILE

COMPANY NAME

Locomotion Models

LOCATION

Locomotion: The NRM at Shildon

ADDRESS

Shildon, Co. Durham, DL4 1PQ

TELEPHONE

01388 777999

WEBSITE

www.locomotionmodels.com

PHOTOGRAPHS

Andy York

press and our suppliers. Obviously I have some experience in that area, but you're never too old to learn! Progress on building those relationships has been exceptional over the last six months."

After leaving Hornby, what made Simon jump straight back into the model railway trade with Locomotion?

"Our collection has a genuine USP [unique selling point], and that's that all the profits we make are ploughed back into supporting Locomotion and ensuring that its artefacts are preserved for future generations. There are opportunities here to produce some really special models that will delight collectors and contribute to the conservation of important exhibits."

A commendable ambition, but haven't all the best bits of the collection already been done - over and over again?

"There are lots of opportunities for us, for example the 'NRM 40' HST power car, which Hornby will be producing for us in 2016. But, we've got to look beyond 2016 and see how the brand will develop in 2017/18. An awful lot depends on what the manufacturers have planned over the next three years.

"As we've just shown with the 'Harry Patch' HST power cars, there are also opportunities for special items from outside the National Collection. We're well placed to work with the rail industry on models of locomotives or vehicles - it doesn't have to be in the NRM.

"The complex decoration of the 'Harry Patch' model really stretched Hornby's capabilities but it showed what could be done and it sold very well."

"We have some models planned that can't be shared with you yet, but they will be soon. We've confirmed that we will be producing the prototype High Speed Train with Rapido [see January *BRM*], but others are in the pipeline.

"One thing I can say for sure is that there will be new limited edition models of *Flying Scotsman* to celebrate its return to steam this year. One will be a pack containing a gloss BR green No. 60103 and Mk 1 support coach, as it will look when it returns. We proved with *King George V* that gloss finish models are a popular option, but we don't want to use it all the time. It's for special occasions."

They're obviously the 'stars' of the show, but the NRM collection is much more than just locomotives. Is there any



Brian Greenwood (left) and Simon Kohler in front of GNR Stirling 'Single' No. 1, now being developed as a OO model by Rapido.





ABOVE: A gloss finish version of Hornby's BR *King George V* proved to be extremely successful with collectors.

BELOW: It's not just the big, famous locomotives in the collection that get the attention - LYR 'Radial' No. 1008 has just been produced by Bachmann as a Locomotion exclusive.

possibility that we might see models of some of the more interesting items of rolling stock?

"There are some unusual bits in the collection that would make great models" says Simon enthusiastically. "The good thing about some of the suppliers we're working with is that the production runs don't have to be as large, so less mainstream vehicles become a possibility.

"My job now is to present what I feel would work for Locomotion Models over the 2016-19 period. What's exciting are the items that haven't yet been announced that we can use and help them to spread the tooling costs. When they're planning their ranges I want us to be part of their thinking. It's early days, but the signs are good so far."

Developing models is a long and complicated process. How easy is it to keep all those plates spinning?

Simon chuckles knowingly, before continuing: "Locomotion Models currently employs four people, myself plus three staff based in Shildon. We have a good, solid team but each project has to be manageable for two people. Sandra Rewcastle is the backbone of the business. She knows how to develop good relationships with our regular customers. Delivering a good experience is key to getting them to come back and buy more from us. I must also mention Stuart Brown, who is our back-up and IT expert and, of course, Brian [Greenwood] who gives us great support and fantastic contacts on the modern railway."

Simon continues: "We take each model as an individual. At the moment we're heavily involved with Rapido Trains on the APT-E. By the time this interview is published we should be just a couple of weeks away from receiving them. The model is amazing, the Stirling 'Single' is coming along well and we're looking forward to working with them to produce the prototype HST. Interestingly, we've pre-sold more APTs with DCC sound than without - the balance is around 60:40, and we've sold hundreds of extra trailer car packs, which was a surprise to us all.

"Rapido puts a different spin on the hobby with its unique approach. They're a small team too, but with full control of their manufacturing process which makes a big difference."

"But", adds Brian, "we've got to keep our focus. We're not trying to be a shop or a manufacturer. We've got to keep asking ourselves how we can continue to produce

museum quality models. As models like the GNR 'Atlantic' prove, we're not at the 'Railroad' end of the market.

"It was probably the best model we've done to date, but it was very difficult to deliver that quality at an affordable price. Everything should be as accurate as we can manage within the limitations of what's possible at a realistic price."

He continues: "we've had tremendous support from Graham Hubbard at Bachmann over the last ten years. Without him there would have been no prototype *Deltic*, no *City of Truro*, LMS 'Compound' or *Butler-Henderson*. Our relationship with Hornby is still developing, but we're making progress. On the other hand, Rapido is coming to us with ideas!"

And then suddenly the lights go out. The museum is closing and we need to disembark from the APT before we are locked in for the night. As we make our way out into the light, I ask why Locomotion is the base for this rather than the 'mother ship' in York.

Without a moment's hesitation, Brian says: "We have a bit more freedom here. Locomotion is a 50:50 joint venture with Durham County Council and we value that enormously.

"This museum has to trade its way out of the budget cuts so we have to be extremely business focused. We're here to make money but the museum is free to enter and we're under pressure on two fronts. It's not easy to make money out of model railways in the current climate." ■



CROYDON NORTH STREET

Jumping in 'head first' led to **Peter Sharps** completing this tribute to the Network SouthEast era in an impressive 16 weeks.



By concentrating on a small area, Peter has been able to include lots of authentic period detail in a very short space of time.





ABOVE: Sectorisation in action: civil engineers' 'Dutch' livery 33002 *Sea King* sits in the siding as an NSE '2-EPB' departs under the bridge.

RIGHT: The Network SouthEast rebranding team has clearly paid a visit, although the lampposts haven't been repainted red yet!

Croydon North Street' is one of those little layouts that was thought about for some time and then built in a flash. From bare boards to "I think I've finished" in about 16 weeks.

"A layout's never finished", I hear you say, and you're absolutely right. There are endless little details that can be added, but after just a short time in this hobby, I find myself chanting the 'less is more' mantra. Knowing when to stop is often a good thing.

As a train driver during Chris Green's Network SouthEast era, I think it's fair to say that the garish livery and 'paint everything red' philosophy made a mark on me. I joined BR in the early-1980s, which I've been told was just like the 1970s; everything was just a little run down and held together with string. Network SouthEast (NSE) seemed to breathe new life into my corner of the railway and it had a big effect on staff morale too. A new era indeed, and one well worth capturing for posterity.

Now, I'm a lazy modeller, full of admiration for those that painstakingly research the prototype and spend hours scratchbuilding the finest of details. But I like to crack on and rectify mistakes as they're made. 'Head first' and 'in at

the deep end' spring to mind. 'Croydon North Street' was my first foray into Digital Command Control (DCC). Just two wires to the track - really?

I fell for that but soon realised that even a small layout could consume half a mile of spaghetti-like wiring. That said, I like DCC; I've still got a lot to learn but I will get there. DCC sound is calling me too and will be explored in the not-too-distant future.

For a OO gauge end-to-end layout, 'North Street' is probably fairly typical, measuring 12ft by 18in on two boards. Having relied on luck when joining baseboards in the past, I did it properly this time, soldering the track to copperclad and using brass dowels for alignment. I used 12mm throughout with a little softwood for extra bracing and 50mm by 50mm softwood legs, with the fiddleyard board piggy-backing off of the main board on a single set of legs.

The legs have adjustable feet as none of the floors in my 130-year-old house are level enough. I have a bit of a dislike of printed backscenes and have suffered several disasters in the past when trying to stick them with wallpaper paste or PVA. This time, the backscenes are hand-painted 9mm MDF using primer and then a coat of tester pot sky blue with some clouds stippled on. It doesn't bear close scrutiny, but is OK.

Layout wiring is not my forte, so after some head-scratching about how to switch polarity on the crossings, I purchased a couple of Tam Valley 'Hex Frog Juicers'. These excellent gadgets fall into the 'fit-and-forget' category and I were well worth the expense (see page 81). Point motors

I like to crack on 'head first' and 'in at the deep end' and rectify mistakes as they're made. This was my first foray into DCC and I fell for the myth that just two wires were needed to the track!



30 YEARS ON

NETWORK SOUTHEAST

June 10 2016 marks the 30th anniversary of the launch of Network SouthEast, one of BR's most successful rebranding exercises. Under the leadership of former ScotRail boss Chris Green, the disjointed London & South East sector of BR was unified with a fresh new identity covering its trains, stations, advertising material, timetables and much more. The infamous NSE red lampposts spread far and wide, with the sector's territory stretching from King's Lynn to Exeter and Oxford to Dover.

During the late-1980s and early-1990s, NSE firmly established itself, boosting passenger ratings and staff morale by introducing new trains to replace life-expired BR rolling stock and new routes such as Thameslink. Despite its success, NSE fell victim to the privatisation of BR in the mid-1990s, with the various routes being franchised out separately. However, evidence of the sector's branding can still be found at many locations across its former network. For much more information, read *The Network SouthEast Story* by Chris Green and Mike Vincent (Ian Allan, 2014).

FACT FILE

- SCALE/GAUGE
4mm:1ft scale,
16.5mm gauge OO
- DIMENSIONS
12ft by 18in
- ERA
Late-1980s
- REGION/LOCATION
NSE Southern Region,
South London
- LAYOUT TYPE
Urban terminus, end-
to-end
- POWER/CONTROL
DCC
- PHOTOGRAPHS
Andy York



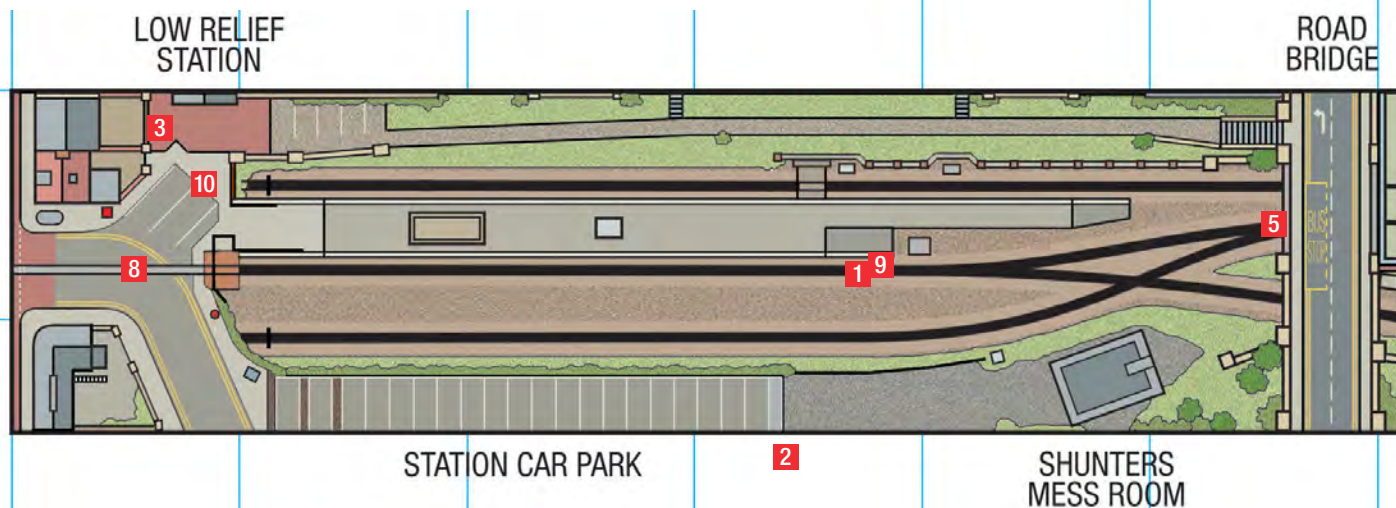
ABOVE RIGHT: Attention to detail extends well beyond the railway - a house undergoing renovation makes an unusual subject for a model.

RIGHT: Bachmann's excellent '2-EPB' was one of the catalysts for the construction of the layout and several are employed in BR and NSE liveries.



5

TRACKPLAN CROYDON NORTH STREET





ask the expert

Q How did you achieve such realistic looking Southern Region third-rail track?



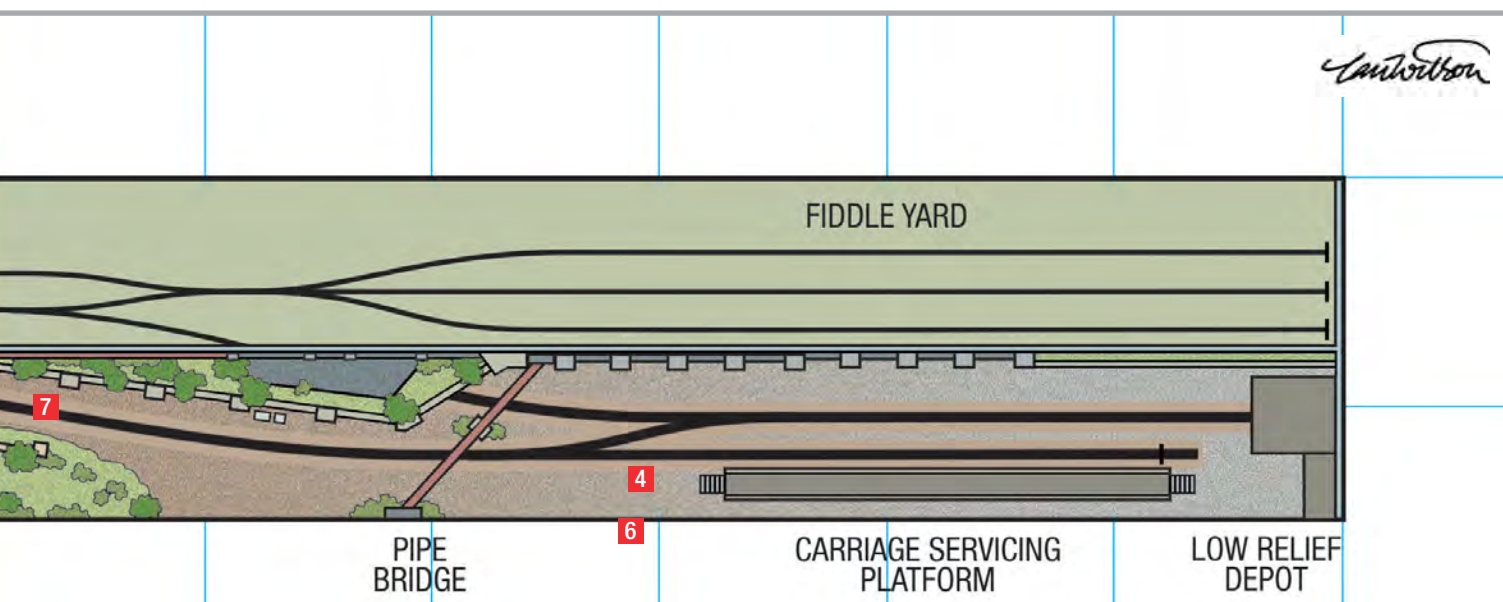
A All trackwork is Peco Code 75 with live frog points. The third-rail and insulators are also from the Peco range. Third-rail is never shiny nor is it rusty. In fact it appears to have an oily black look to it. Before threading the rail into the plastic insulators, it was chemically blackened.

LEFT: A four-car Hornby 'VEP' just fits in the platform, which is of typical Southern Region concrete construction.

ABOVE: Urban and suburban environments offer interesting opportunities for scenic modellers wanting to add heavy civil engineering features.

are standard Peco PL-10 solenoids, fitted below the baseboard on the scenic part of the layout and above board in the yard. Ah, the fiddleyard; three roads, each capable of holding four coaches and not an axle more.

In hindsight I would have added extra roads and greater length but the whole layout had to be 12ft long and not an inch more. I had it in my head that a 6ft scenic section might not be enough to look at, so the decision was made early on to have something to look at along the whole length of the layout. A quick look at the trackplan reveals that I have managed to fit in a run-round loop although it's not immediately obvious. A short siding and a track leading to a low-relief depot entrance add further operating interest. Once the track was laid, clearances checked and wiring tested, it was time to ballast.





'Croydon North Street' takes inspiration from various commuter branches in south and south-east London, some of which have now been converted to light rail operation.



9

Well, almost. I don't like green stuff. Rolling hills and cows in fields don't do much for me, so in an attempt to recreate a thick layer of urban grime, the track had to be heavily weathered. Life is far too short to paint the rail sides with a brush, so concrete sleepers were masked, and everything attacked with Humbrol No. 29 Dark Earth aerosol spray.

Ballast is Woodland Scenics fine grey with the cess being represented with the same Woodland Scenics ballast but this time in beige, or is it buff? When everything was dry, the whole lot (sleepers and rails) were given another shot of No. 29 to blend everything together. I then had a sleepless night worried that everything was too dirty! Tough really. It was time to move on.

ABOVE: A commuter's eye view of the station with 'EPBs' awaiting their next trip into central London.

LEFT: Working semaphore signals protect departures from the terminus. Note the ground signal, cable trunking and point motor cover - all essential details for the modern railway.

gadget spot

TAM VALLEY DEPOT 'HEX FROG JUICER'

This fit-and-forget device is designed to overcome electrical issues on DCC layouts with reversing loops, triangles and live frog diamond crossings. Installation is extremely simple, requiring just two wires from the marked screw terminals to your track power bus and two further wires to the rails. Remember to isolate both rails at both ends of the loop or one side of your triangle. Once wired in, it provides seamless operation without the need for complicated switching or wiring. Please note, it is not suitable for use on non-DCC layouts.

Price: Around £25.00

Availability: DCC specialists, including Digitrains of Lincoln, www.digitrains.co.uk

W: www.tamvalleydepot.com



ask the expert

Q What's the best way to make authentic looking platform and tarmac surface textures for post-steam era stations?

A The platform surface, road surfaces and pavements were made using a very thin skim of plaster. This can be coloured easily and various 'repair' patches were added to give some detail. The road markings were an eBay purchase and are cut vinyl graphics - a fantastic find as they saved a lot of work with masking tape and white/yellow paint.



TRACTION MATTERS

I decided early on that what I really wanted from a layout was to run a couple of Bachmann's superb 2-EPBs on a shuttle service. Thinking this might be a bit boring, the track leading into the main platform was extended as a potential freight-only line leading to industrial estates on the outskirts of Croydon.

The bay platform was also extended and can 'just' hold a 4-VEP, 4-CEP or similar four-car train. The aforementioned run-round loop and headshunt also allow for the odd short engineers train.

With track laid, work on scenics could commence. I could think of nothing better for the scenic break than a road bridge, so one was duly made up using parts from various Wills kits. A bus on a bridge is absolutely essential in my view, so I added a bus stop. Then I wondered how anyone alighting from the bus would get down to the station so the pedestrian walkway that runs along the backscene was added.

I had originally wanted to model the backs of terraced houses tight up against the backscene, but limits on baseboard width scuppered that idea. The ultra-minimum space alternative was just to model the various run-down back garden fences. One or two posher folk have a brick wall at the bottom of their garden for variety.

The low relief station building was originally intended to be a butchered Scalescenes download kit but in the end I used the Scalescenes dimensions and made the small modern ticket office from plastic sheet. This was actually the first thing I'd built from scratch (the low relief depot was the second) having relied exclusively on

RIGHT: SR concrete lamps, an 'EPB', Network SouthEast platform furniture and new departure screens all combine to deliver late-1980s/early-1990s south London atmosphere.

resin buildings from Bachmann Scenecraft and Hornby Skaledale in the past. There are still plenty of these in evidence.

With all the main structures and surfaces in place, the time had come to add a variety of small details. Everything from skips to postboxes and car park ticket machines to departure boards. A particular favourite is the portable toilet, a common sight back in the 1990s, perhaps less common now.

My major curse is that when a layout nears completion, my mind wanders and I begin to think about what to build next. I fully own up to getting more enjoyment from building a layout than I do from operating it. Knowing this, the stock roster for 'North Street' was kept deliberately simple; a Heljan Class 33 'Crompton' with a few 'Seacow/Sealion' ballast hoppers, a pair of Bachmann 2-EPBs and a Hornby 4-VEP. It's far from the biggest layout in the world and as fiddleyard space is a bit tight that seemed ample.


Any other stock you can spot in the photographs is courtesy of Andy York, who I'd like to thank for the superb photographs. Whoever said the camera doesn't lie is a complete fibber, as Andy has made the layout look so much better than I think it actually is!

Thanks are due to everybody on **RMweb** that has offered advice and support during the construction of this little layout. I can wholeheartedly recommend creating a layout topic on the forum if you're thinking about having a go at something. As a lone modeller who has never been involved with a club, it's a great way to get feedback and ideas for when your mind goes blank - as mine does at least three times a day! There's usually a good laugh to be had too!

Since this piece was written, 'North Street' has been sold to Darren Johnson (**RMweb's** 'NSE DAZ') and will hopefully live on to attend an exhibition or three.

Please look out for it on your travels and say 'Hi'. Darren won't mind me saying that he's another NSE fanatic and I'm thrilled that the layout has gone to such a good home.

I actually miss it much more than I thought I would, so a Mk 2 version may be on the cards, just as long as I can come up with a name. Putney High Street? Selsdon Road? Hmmm, I might have an idea. ■



I don't like green stuff. Rolling hills and cows don't do it for me, so everything had to be covered in a thick layer of urban grime and the track had to be heavily weathered.



SERVICE HISTORY

BR Class 73



STRATHWOOD COLLECTION



Electric locomotives with small diesel engines for 'Last Mile' operations are currently all the rage in Europe, but BR's Southern Region realised their potential more than 50 years ago. *Andy York* charts the still unfolding story of the 'EDs'.

Electrification of suburban rail routes south of the River Thames was established well before Nationalisation in 1948 but main line passenger

ABOVE 'JB' E6024 in original BR blue sits at the country end of the platforms at London Waterloo on February 25 1967. Alongside is a '4-COR' Portsmouth line express EMU. STRATHWOOD

services to the south-west of the capital, goods trains and engineers workings remained firmly in the hands of steam traction across the region.

Planned withdrawal of steam locomotives under BR's Modernisation Plan dictated that replacement motive power must be sought. It would have been impractical, financially prohibitive and unsafe to install 750V DC third-rail on all routes and sidings across the SR system, so some form of alternative was required. A conventional diesel would have been a universal



solution for non-electrified routes but it would have been financial folly to use another form of propulsion where a ready supply of energy was already in place. Therefore it seemed that a dual-powered electric locomotive with auxiliary diesel engine would be the most appropriate for the needs of the Southern Region.

▶ **PROTOTYPES: THE 'JAs'**

February to July 1962 saw the introduction of six prototype Bo-Bo locomotives, classified as 'JA' under

the SR system and numbered E6001-06. The initial batch was built at BR's Eastleigh Works using English Electric equipment and an EE 4SRKT auxiliary diesel engine generating 600hp.

Their boxy appearance was a result of being built to the narrow profile required for the restricted Tunbridge Wells-Hastings line. Standard SR high-level jumper cables were mounted below the windscreens at a similar height to those on the ends of BR(S) multiple units, giving them a unique appearance.

The SR classed all its locomotives and multiple units as 'traction units' that must be able to work in multiple as required and so, unusually, the 'JAs' had the ability to operate air, vacuum and electro-pneumatic braking systems. This meant that a formation of an EMU (of post-1951 BR stock) operating a 'JA' locomotive with a tail-load of vacuum-braked coaching stock was operationally possible. Retractable collector shoes were fitted, allow the locomotives to work on DC third-rail but also avoid damage when operating away from it.

After a period of successful operation with E6001-06, a production batch of electro-diesels was ordered from EE as part of the final elimination of SR steam. E6007 to E6049 were built at EE's Vulcan Foundry and delivered between October 1965 to January 1967. Internally and externally this production fleet, designated 'JB', was largely the same. One distinguishing feature of the 'JBs' was large round Oleo buffers, retractable for use with buckeye couplings when working with EMU stock as opposed to the oval buffers originally fitted to E6001-03. The 'JBs' also had a small window missing behind the cab on the 'B' side next to the louvred panels (and a different arrangement of small grilles on the opposite side) and slightly simplified MU cabling at the right hand side of the front of the cab. Traction motors and gearing were modified to give a higher maximum speed of 90mph compared to the 80mph 'JAs'.

▶ **BR OPERATIONS**

The prototype 'JA' fleet was tested on a variety of passenger, parcels and freight work utilising their vacuum and air braking so it's perfectly legitimate to deploy your model on vacuum-braked general merchandise trains, mineral workings, oil tanks, parcels vans and EMUs.

After delivery, the production 'JBs' could frequently be found on the Waterloo-Bournemouth line, electrification of which was completed in 1967, with '4-REP' and '4-TC' sets or Mk 1 coaches. Their versatility could take them anywhere on the SR network operating short engineers' trains through to boat train expresses to Southampton and Bournemouth (for Weymouth Quay); even operating with brake tenders behind the locomotive on heavier freights around south-west London.

Other notable operations included numerous overnight newspaper trains between the capital and towns across the SR system, some of which carried



SERVICE HISTORY

BR Class 73

STRATHWOOD COLLECTION



passenger accommodation and, in 1977-80, replacing Class 71s on the 'Night Ferry' between London Victoria and Dover Western Docks.

Their 27-way multiple unit cabling meant that the two sub-classes could operate with Classes 33/1 and 74. Although operations were largely confined to Southern metals there were occurrences in the 1980s/90s of them straying off region on inter-regional workings. On one occasion in August 1982, 73108/134 took a Brighton-Manchester working as far as Birmingham New Street!

From 1974 the class was renumbered to become Class 73/0 and 73/1. The 'JAs' became 73001-006 and 'JBs' 73101-142. Only E6027 never received a TOPS number having been scrapped in February 1973 after a serious collision.

Apart from Gatwick services between 1984 and 2005, the '73s' had little regular passenger work for most of their lives. However, in 1988/89 they provided a useful stopgap when the '4-REP' EMUs were withdrawn to give up their traction motors for re-use in the new Class 442 '5-WES' sets. Class 73/1s were used singly and in pairs on Waterloo-Bournemouth trains, powering '4-TC' trailer sets

Although not known for epic performances the '73s' were capable of substantial sustained speeds when working on the third-rail. Records show almost ten miles of 100mph running of a double-headed service from Waterloo to Southampton Airport in 1988.

ABOVE: A remarkable photograph of all three SR electric locomotive designs at Stewarts Lane depot in 1963. Leading the line is 20001, one of the three Bulleid/Raworth 'Booster' locomotives (see December 2015 **BRM**), followed by Class 71 E5014 and E6003, one of the six 'JA' prototype electro-diesels in original SR green without yellow warning panels.

FACT FILE

BUILT
1962/1965-67 at Eastleigh and Vulcan Foundry

NUMBER BUILT
Class 73/0: 6
Class 73/1: 43

POWER RATING
Electric: 1,420hp
Diesel: 600hp

WEIGHT
77t

LENGTH
53ft 8in

ROUTE AVAILABILITY
RA6

Regular running up to 80mph on Gatwick Express intensive shuttle services show that they could deliver regular and reliable performance.

Away from the third-rail, performance is very much more limited, by power, coolant and fuel range. However, in the 21st century, their range has widened considerably with examples being seen at locations that would have been unthinkable in BR days. As this article was being written, those boundaries were being pushed further still (see below).

By the late-1980s, the six '73/0s' were dedicated to weekend departmental duties, but otherwise largely redundant on the SR. In an unexpected move, 73001/002/005/006 (plus 73004 for spares) were transferred to Merseyrail in 1993 to haul engineering trains and act as depot shunters on the area's third-rail network. Sandite discharge equipment was fitted and the quartet became '73/9s' until withdrawal and sale for preservation in 2002. But that wasn't the end of the story.

LIVERIES

The story of liveries on Class 73s is an extremely complicated one, especially from the mid-1980s onwards. More than 35 different colour schemes have been carried, before we consider minor variations in application, special embellishments and the like.

When delivered the 'JAs' carried SR multiple unit green with a BR coaching stock roundel. E6001 was outshopped with a small yellow warning panel but E6002-06 were plain green with E6003-06 having a pale grey band along the bottom of the bodyside. The numbers were of a condensed serified style applied on all four cabsides.

The 'JBs' arrived too late to receive BR green and were delivered in matt rail blue with small yellow warning panels. E6007-12 also had the pale grey band along the bottom of the bodyside but from E6013 onwards the band was omitted. Standard BR Blue livery and full yellow ends was applied to all locomotives between 1969 and 1972.

As a trial for warning visibility E6018 received wraparound yellow panels around the cabsides for around a year in 1968 before reverting to standard BR blue.

STRATHWOOD COLLECTION



For the first two decades of their career, the '73s' lived an unremarkable life, largely out of the limelight. This April 1974 view of 73133, by now in standard BR blue, shunting vans in diesel mode at Clapham Junction is typical of how they would have been observed by the few people who paid them any attention.

Little then changed until 1983 when 73131 emerged from Eastleigh in 'large logo' BR blue. The launch of Gatwick Express in 1984 saw the first Class 73/1 painted in Inter-City Executive livery – the first of several variations on this theme. Rather than list the locomotives which carried each of these liveries it's always best to consult photographs for the period you are modelling as different locomotives went on to wear varieties of Network SouthEast livery, General grey, two-tone grey, 'Dutch' grey/yellow and from 1994, Mainline blue. The most eye-catching livery applied to a Class 73/1 must be the Pullman umber/cream applied to 73101 for the 150th anniversary of the Victoria to Brighton route.

gatwick express

Continued growth of passenger traffic at Gatwick Airport saw the introduction of a much-improved Victoria-Gatwick service from 1984 using rebuilt Mk 2f sets with additional luggage capacity. The trains operated with a Class 73/1 at the southern end of the train and a Class 489 Gatwick Luggage Van (GLV) at the London end. The sets were painted in Inter-City Executive colours and branded 'Gatwick Express'. After sectorisation, GE became a separate business unit and eventually a standalone Train Operating Company (TOC). Originally, any '73/1' could be used but a dedicated fleet, supposedly drawn from the best locomotives, was renumbered in the Class 73/2 series. Twelve machines, 73201-212 were later joined by 73112/135 becoming 73213 and 73235 respectively. Class 73 operation finally ceased in 2005.



ABOVE: The kind of duty for which it was designed; 73002 shunts Waterloo & City Line stock on to a non-electrified siding at Waterloo on April 6 1978. Until the early-1990s, W&C vehicles were taken in and out of their tunnels by lift and transported by rail to Eastleigh Works for overhaul.

After a steady decline throughout the 1990s and into the 2000s, which saw most of the fleet withdrawn after passing into the ownership of EWS, the privatised railway has once again recognised the versatility and reliability of the Class 73s. Privatisation allowed them to spread their wings around the network in diverse fashion from 'Thunderbird' roles, ferrying Eurostar sets, infrastructure roles including test trains and charter work.

Private operators have included Railtrack, Network Rail, Fragonset/FM Rail, South West Trains, GB Railfreight, European Passenger Services, Southern, RT



Shortly before the 'Brighton' side of London Victoria was buried under an office development, 73123 *Gatwick Express* (in its unique version of Inter-City 'Executive' livery) and large logo 73129 *City of Winchester* get ready for their next dash to Gatwick. Note the duty numbers carried on the front lamp brackets.

SERVICE HISTORY

BR Class 73



In September 1991, 73101's celebrity status was confirmed when Selhurst outshopped it in a stunning re-creation of Pullman umber/cream. On September 28 1991, it passes South Croydon with the VSOE Pullmans working a re-creation of the legendary 'Brighton Belle'.

Rail and Gatwick Express with the panoply of liveries and numerous variations which that entails.

After 73142 was used to haul the empty stock of the Earl of Mountbatten's funeral train in 1979, it was named *Broadlands* after the late Earl's home. It was the first '73' to be named, and was also chosen to haul the Prince and Princess of Wales' honeymoon train in 1981, but the floodgates soon opened. From the mid-1980s the majority of the class received diverse names, normally at least relevant to the geography or history of the area the locomotives operated in until almost 50 names have been carried by the class over the years, and they are still being applied sporadically.

NEW LIVES

For a time in the early-2000s, it looked as though electro-diesels could disappear from the main line

BELOW: Not counting detail variations, almost 40 liveries have been applied to Class 73s so far, with the most colourful period being from the mid-1980s to late-1990s. On August 1 1991, an immaculate 73133 *The Bluebell Railway* (with blue-backed nameplates) shows the livery off to good effect at Ashford.



network for good. However, several developments have conspired to bring them back into vogue. The life of the humble Class 73 looks set to continue for many years yet thanks to two significant re-engineering projects.

Wabtec Rail (Brush) at Loughborough is in the process of completely rebuilding and modernising 11 GB Railfreight Class 73s (73209/204/206/205/208, 73005/006, 73117/105/103, 73207) as 73961-971. Internally they have been wholly re-worked and feature MTU 1,600hp V8 diesel engines to make them even more versatile. External visual evidence of the modernisation includes the modern light clusters and large bodyside ventilation grilles.

As well as using 73961-95 on Network Rail engineering/test trains on the former Southern Region and beyond, GBRf has selected them as the new traction for the non-electric legs of 'Caledonian Sleeper' services to Fort William, Aberdeen and Inverness. As this article was being compiled, tests were underway with 73966/967, taking them to hitherto unheard of destinations such as Glasgow, Aberdeen and Fort William.

In parallel, Railway Vehicle Engineering Limited (RVEL) of Derby chose a different approach to modernising Class 73s for Network Rail. Having stripped 73104 and 73211 right back to bare metal bodysells, it has replaced the EE 600hp power unit with a pair of 750hp Cummins QSK19 diesel engines, modern control gear and electronics to make what it calls the 'Ultra 73'. The two locomotives, 73951/952, were also on test as this article was being written, and should provide improved performance and economy over NR's veteran Class 31s on ultrasonic test trains.

This process has seen a number of Class 73s previously acquired by preservationists sold back to main line operators. However, 73001-003, 73110,

The potential of electro-diesels has once again been realised and previously redundant Class 73s are undergoing two quite different major re-engineering and modernisation projects. RVEL's 'Ultra 73' for Network Rail uses two 750hp diesel engines allied to modern electronics to produce a more efficient and more powerful 'genset' machine. In spring 2015, 73952 underwent running tests at the Severn Valley Railway. ANDY YORK



73129/133/140 and 73210 remain in the preservation world for the moment.

Of the original total of 49, just ten have been scrapped (E6027, 73004, 73106/108/111/115/126/127/131/132). Not many classes can boast that after a 53-year career, let alone the prospect of many more years to come working duties and routes never envisaged when the electro-diesel concept was first considered. ■



CLASSIC TRACTION

Interested in classic BR diesel and electric locomotives? Take a look at our sister magazine *Traction*, on sale in all good newsagents and as a digital edition at www.pocketmags.co.uk



After a steady decline in active numbers during the 1990s and early-2000s, there's been a gradual revival of the fleet to active main line use, led by GB Railfreight. Although the company is investing heavily in rebuilding its 'EDs' it still has a small number of standard locomotives. On August 25 2015, 73136 was named *Mhairi* at London Victoria, along with 73107 *Tracy*, joining several other '73s' named after female members of the GBRF team. BEN JONES

WHAT'S NEW?

News and Events from the model railway trade

'Q6' HEADS HORNBY 2016 RANGE



Above Raven Q6 0-8-0 is expected in April.

Almost 300 new items have been announced by Hornby for release in 2016, with a North Eastern 'Q6' and an LNER 'B12/3' 4-6-0 joining the company's range. The Raven 0-8-0 is complete and should be released in April, while the 'B12' will follow later in the year, along with two all-new wagons - LMS/BR 20t coke hopper and Southern Railway cattle van (below). These items are in addition to the Peckett 0-4-0ST, BR Class 71, SR air-smoothed 'Merchant Navy' and Adams 'Radial', SR Maunsell 58ft coaches and GWR Collett 57ft bow-ended stock announced during 2015.

Other highlights include the 'Sir Nigel Gresley Collection' which features four of the engineer's most famous locomotive designs - A1, A3,

A4, P2 - all in LNER apple green (RRP £549.99), the addition of TTS Sound options for Class 47, 60 and 67 diesels and Class 43 HST Power Cars (Virgin East Coast livery), plus a Franco-Crosti '9F' 2-10-0, BR '2P' 4-4-0, '4F' 0-6-0 and 'Castle' 4-6-0 with TTS sound.


New train packs include a pair of original BR livery Inter-City 125 power cars to celebrate the train's 40th anniversary in October 2016, the LNER 'Queen of Scots' Pullman, a pack commemorating the last steam-hauled run of the 'Golden Arrow' and a Virgin Trains East Coast IC225 pack with additional VTEC Mk 3 and Mk 4 coaches available separately.

For a full list of the new items for 2016, visit the website or consult your local Hornby stockist.

W www.hornby.com



Above All-new B12/3 4-6-0



Above 3-D print prototype of the SR 'Merchant Navy'.



Above Peckett 0-4-0ST 3-D print prototype.

GET IN TOUCH If you have a new product that you would like us to feature, send it to Ben Jones by e-mail: benj@warnersgroup.co.uk

VOTE NOW: 2015 BRITISH MODEL RAILWAY AWARDS

Voting is now open in our revamped 'British Model Railway Awards' for 2015, celebrating the best models, websites, exhibitions and customer service in the UK hobby over the last year. You can choose your favourites across more than 15 categories covering RTR models in N, OO and O gauge, as well as several new awards covering the more human aspects of the hobby.

Voting is open until January 16 at on **RMweb** and the results will be revealed in the March issue of **BRM**, and on **RMweb** from February 1.
W www.rmweb.co.uk

NOTE: The voting period is shorter than in previous years - don't miss your chance to have your say!

GOLDEN VALLEY 'JANUS'

The rise of ready-to-run industrial locomotives continues with the announcement that Oxford Rail is to produce a OO gauge model of the widely-used Yorkshire Engine Co. 'Janus' 400hp 0-6-0DE.

Commissioned by Golden Valley Hobbies, the models will be available nationwide through that company's many stockists. The model is already at the tooling stage and first releases are expected in winter 2016. Four liveries will form the first batch; British Steel, National Coal Board (NCB) blue, Port of London Authority and BP, although many others will be possible in the future. A total of 102 locomotives was built between 1956-65, mainly for the UK steel industry, but others went to ICI and the NCB as well as exports to Jamaica, British



Scunthorpe 'Janus' 92, still in service on Tata Steel's extensive internal railway at the former Appleby-Frodingham steelworks in north Lincolnshire. PIP DUNN

Guyana and India. A demonstrator was tested by BR in 1961, but no orders were forthcoming. In 2008, 23 were still in industrial service, with seven others in preservation.

The GVH model will feature fine detail, a five-pole skew-wound motor, NEM couplers, a DCC decoder interface and provision for the

installation of DCC sound. You can pre-register for the first four models now on its website www.goldenvalleyhobbies.com

GVH has also commissioned matching triple packs of 7-plank wagons for each of the first four 'Janus' models.

W www.goldenvalleyhobbies.com

FIRST LOOK: HATTON'S '14XX'

Hatton's Model Railways has released the first images of its exclusive OO gauge GWR '14XX' 0-4-2T, which is due for release in mid-2016.

The photographs show numerous detail variations across the different models covering GWR and BR

periods and both '14XX' and non push-pull '48XX' locomotives. Highlights include a highly detailed cab and boiler backhead, different designs of whistle shield, locomotives with and without top feeds and dozens of separately applied components.

A full list of the models being produced by DJModels for Hatton's is available at www.ehattons.com, where advance orders can also be placed. Also see our advertisement pages.

W www.ehattons.com



TAKING NUMBERS

380 new models released by Oxford Diecast in 2015, more

than one new item per day in various scales.

W www.oxforddiecast.co.uk

2,000

garden railway enthusiasts are expected at the Warwickshire Exhibition Centre near Leamington for the Midlands Garden Rail Show on March 12/13. Features will include 15 layouts and more than 35 traders.

W www.largescalemodelrail.co.uk

35 mile route of London Overground's orbital route walked by author Iain Sinclair in a single day. Join

him for a talk about his adventure at the LT Museum, Covent Garden from 1900 on January 20. Tickets £10. **W** www.ltmuseum.co.uk

2 road modular diesel depot building for 7mm scale being investigated by Heljan as a possible future release. Long enough to hold a Type 5 diesel, the company is looking at an RRP of £100 or less.

W www.heljan.dk

41 votes for the lowest polling OO gauge choice in the 2015 Wish List (see p95) - a Class 505 'Altrincham' EMU. The least popular N suggestions gained just two votes each!

457 votes in the same poll for the most requested OO gauge item - a working level crossing, compared to 110 votes for Mk 1 TPO vehicles, the winning N gauge suggestion.
W www.rmweb.co.uk

Warley NEC show always brings a raft of new models to see and the 2015 event was no exception. Here are some of the highlights...





2

1 Bachmann Thompson stock

A 3-D printed fragment of the all-new OO gauge LNER Thompson coaches being developed for release in 2017.

2 Graham Farish 'Castle'

Now at the design stage is the Farish N scale GWR 'Castle' 4-6-0. A 3-D printed prototype was on display to give an idea of what to expect. First deliveries should be in late-2016.

3 Heljan GWR '1361'

The first hand-assembled EP of Heljan's GWR 0-6-0ST, which is expected to be released in late-2016, along with its close cousin...

4 Heljan GWR '1366'

...the '1366' 0-6-0PT, also due later this year. Note the wire handrails and die-cast running plate.

5 Bachmann Wickham Trolley

Final decorated sample of the OO gauge inspection trolley, which is expected to be released in Spring 2016 in BR maroon or yellow.

6 Bachmann Stanier 'Mogul'

A 3-D print prototype of the OO gauge mixed traffic 2-6-0, which is expected to be released in late-2016.

7 Oxford Diecast IoM Tramcar

Oxford has produced a static 1:76 scale/12mm gauge model of Manx Electric Railway tramcar No. 21 (£24.95).

8 Graham Farish Thompson BG

A pre-production EP of the N scale LNER/BR passenger brake. Decorated samples will come next, followed by first releases later this year.

9 Graham Farish '64XX'

Another model ready for production is the N scale version of the GWR '64XX' 0-6-0PT, shown here in BR lined green, GWR green and BR black.

10 Oxford Diecast IoM 2-4-0T

Also out now is No. 12 Hutchinson, one of the famous Beyer Peacock 2-4-0Ts used by the Isle of Man Railways (£19.95). Both models are available now from railway and bus stations on the Isle of Man. Buy both for £42.00 (plus £7.00 P&P) from www.rail.im



5



7



8



10

TURN
OVER FOR
MORE NEC
HIGHLIGHTS



11



12



13



14



15

FOR MORE
DAPOL
IMAGES SEE
RMWEB

11 Dapol Class 68

Engineering prototypes of Dapol's OO gauge Class 68 diesel were on display along with a pre-production bodyshell of its N scale sister. Features include etched metal grilles, numerous separately-fitted components and accurate shape, thanks to 3-D laser-scanning.

12 Dapol GWR Railcar

A first look at the OO gauge GWR streamlined railcar. A working, but unfinished engineering prototype with lots of parts still to be added.

13 Dapol O Gauge Class 08

After a wait of several years, Dapol unveiled the first EP sample of its 7mm scale 0-6-0DE, which looks very promising and will retail for £199.99. Lots of separate details, accurate shape and working features including LED marker lights, poseable radiator shutters and brass sprung buffers.

14 Dapol 'Black Label' A4

Dapol's big surprise was the unveiling of an all-new OO gauge LNER A4 'Pacific' with a host of working features, including DCC, sound, synchronised smoke, LED headlamps and a die-cast bodyshell. RRP is £399.99. More details at www.rmweb.co.uk

15 Dapol HIA hopper

An impressive OO modern bogie hopper wagon used by Freightliner Heavy Haul. Heavy die-cast chassis and fine discharge chute detail.

SPEEDY PROGRESS FROM REVOLUTION TRAINS

Revolution Trains is making excellent progress with its crowd-funded Class 390 and TEA bogie tank wagon models in N scale. The first, hand-built, engineering prototype cars for the 'Pendolino' EMU were received in late-November and displayed at the Warley NEC show, along with fully decorated samples of four TEAs in contemporary liveries. The deadline for ordering the latter is the end of January and only those models ordered by that date will be produced. Revolution has also received around 500 expressions of interest for the OO gauge versions so far - well on the way to the minimum required level.



First shots off the tooling for Revolution's N scale Class 390 Virgin Pendolino.

The '390' is now undergoing an extensive debugging process to ensure the working models operate as they should, and to ensure the fit of parts is even neater - especially around the lower front air dam of the driving car. The deadline for



Factory decorated samples of the modern TEA bogie tanks in Freightliner Heavy Haul and Greenery colours.

ordering the '390' is March 31 for an estimated June delivery.

Of the two other proposed N scale models, the Class 320/321 EMUs are gathering momentum and a decision on whether to proceed will be taken at the end of January, but the North

British Class 21/29 diesel is faring less well and anyone wanting it to go ahead is encouraged to express their interest before the end of January or risk the project being abandoned.

W www.revolutiontrains.com



LONDON TRANSPORT '66s'

London Transport Museum has further extended its range of exclusive OO gauge models with two limited editions featuring Class 66s in unique liveries.

GB Railfreight's 66718 Sir Peter

Hendy and 66721 Harry Beck currently carry vinyls applied in 2013 to celebrate the 150th anniversary of London Underground and both are being produced by Bachmann as LT Museum special editions this summer.

The distinctive, and highly complex, vinyls honour achievements of London's transport system past and present, not least Harry Beck's iconic tube map of 1931 and its modern descendent. Advance orders

for both models, priced at £153.95 each, can be placed via the LT Museum shop in Covent Garden, London.

T 020 7565 7295

W www.ltmuseumshop.co.uk

PROTOCAB: AN END TO WIRING?

Fed up with having to install complex and time-consuming wiring to make your layout work? Acc+Ess Protocab's wireless control system might be the solution you're looking for.


Employing rechargeable batteries, a wireless control unit and easy-to-install components, the new system dispenses with current collection from your rails. This eliminates the need for track cleaning, isolating sections and the insulation of points and crossing. The system is designed for 4mm scale OO/EM/P4 as there must be sufficient space inside each model to accommodate the lithium-ion/polymer battery, 25mm by 18mm control unit (LCU) and charging plug.

Up to eight locomotives can be controlled from one handset. Expansion into other scales, including N, O and 3mm scale is also planned.

For more information, see the Protocab facebook page and website below. Designed and manufactured in Scotland

by Acc+Ess, Protocab will be demonstrated at the Festival of British Railway Modelling in Doncaster on February 13/14 (see page 64). We'll also be showing how to install and use the system in **BRM** later this year.

W www.protocab.com



OO WORKS GOES IRISH

Making its first venture into Irish railways, OO Works is to produce small batches of RTR OO gauge models depicting two long-lost Great Northern Railway (Ireland) steam locomotives.

First to arrive will be a 'U' Class 4-4-0 (pictured) in the first half of 2016, which will be offered as No. 205 *Down*



in GNR(I) blue and scarlet, one of the 1948-built batch of five locomotives named after Irish counties. The class holds something of a record with two batches to the same design being built no less than 33 years apart in 1915 and 1948 by Beyer, Peacock in Manchester. The OO Works model will be delivered fully finished and ready-to-run for £265.00 (plus P&P).

Following it in the second half of the year will be a 'UG' 0-6-0, the goods version of the design utilising many common parts. This will be offered in Ulster Transport Authority lined black as No. 49 for £255.00. Look out for a review in **BRM** when the models are delivered.

T 01580 882185
E ooworks@btinternet.com

'ALPHA CENTRAL' BY DCCconcepts

DCCconcepts has released three more products in its 'Cobalt Alpha' range designed to improve and simplify the control of model railways. The flagship 'Alpha Central' promises a plug-and-play solution for the control of points and/or accessories and features 24 LED illuminated push-button switches controlling accessory decoder outputs on DC or DCC layouts. Housed in a high-quality brushed aluminium case, it can be connected to your command bus anywhere via a flexible cable. Multiple units can be linked together for larger layouts and etched brass signalbox style number plates are provided to finish off your unit. UK price is £155.00

Also out now is the Cobalt Alpha 'Black Box', a semi-intelligent 5Amp digital control booster interface that allows DC or AC-powered layouts to take advantage of digital control without converting entirely to DCC. Designed for use with other Cobalt products, as well as NCE power cab and other DCC systems, it is also securely housed in an aluminium case and costs £125.00.

To provide regulated power to the 'Black Box', DCCconcepts has also just introduced a split-rail transformer and adaptor (DCP-SPS12, £39.95), which is available now. These products are available via Gaugemaster and DCCconcepts stockists nationwide, see www.gaugemaster.com. Look out for a free 16-page supplement about these new products with the March issue of **BRM** and for forthcoming articles about installing and setting up a control panel using Cobalt equipment.

W www.dccconcepts.com/www.gaugemaster.com



NEW KITS

RT VANGUARD

The latest complete 4mm scale kit from RT Models features the Thomas Hill 'Vanguard' 4w diesel shunter (£95.00). Etched in nickel silver with whitmetal parts it comes complete with pick-ups, gearbox, Mashima motor and wheels for OO, EM or P4 gauge. These locomotives were 1960s diesel rebuilds of Sentinel 100hp steam locomotives and used widely at industrial locations.

W www.rtmmodels.co.uk



AYJAY CLASS 508

BR's 1970s generation of EMUs have long been overlooked in model form, but Ajjay Models is now offering a 4mm scale resin kit of the three-car Class 508. Available either in kit form (£210.00) or as a fully finished RTR model (POA), the EMU is designed to be powered by a Black Beetle or Tenshodo motor bogie. A four-car version for SR operations in 1979-84 can also be obtained on request for £275.00.

W www.southernregionmodels.co.uk



ANDREW BARCLAY 0-6-0T

ARC Models has just launched its latest high-quality resin kit for 4mm scale/OO gauge. This distinctive Andrew Barclay 18in 0-6-0T with sloping side tanks is, like previous kits, designed to fit an Electrotren outside-cylinder 0-6-0T chassis. Kits are available via eBay for £35.00 plus £3.90 UK P&P, or see the company's facebook page for more information. Also see Phil Parker's article in January **BRM**.

W www.ebay.co.uk



TWO MORE HELJAN DIESELS IN O



In response to requests from O gauge modellers, Heljan is to introduce a centre headcode version of its Class 37/0. The model will be released in late-2016 and will allow locomotives from D6819-6999 and D6600-08 to be modelled, greatly broadening the scope for modelling this popular class. The models will be in as-built condition with bufferbeam cowling intact and will be offered in BR green with small yellow warning panels or full yellow ends, BR blue and large logo blue. RRP will be £649.00

Looking further ahead, Heljan is also working on a Hunslet Class 05 0-6-0DM shunter, upscaled from the OO gauge model released in 2015.

Liveries are yet to be announced, but are likely to be similar to the OO models. Delivery is expected to be in mid to late-2017. Several other RTR O gauge projects are

also in progress, with Brush prototype D0280 *Falcon* due first, in the first quarter of 2016. Following it will be the Class 42 'Warship' in mid-year and the Class 25/1 towards the end of the year.

Work is continuing on the GWR 61XX 'Large Prairie' 2-6-2T, which will now feature a flickering firebox effect, factory-fitted ESU decoder and provision for easy installation of DCC sound.

Also announced at the Warley NEC show in November - was a OO gauge version of the 1950s-1970s 'B Tank' wagon in various Esso and Mobil liveries. With an RRP of £21.95 it should be released in 2016 and the 'Class A' variant will also be offered in Esso colours.

As this edition of **BRM** is published, the first versions of the LNER/BR Gresley O2 2-8-0 (pictured left) should be arriving. Look out for a comprehensive review in our March issue.

W www.heljan.dk

LASER-CUT GOODS SHED



Osborn's Models of Bideford is now offering an exclusive laser-cut kit of the famous GWR goods shed at Tetbury in 2mm:1ft scale. Superbly designed and produced, the kit is manufactured in micro-plywood and card and costs £29.00 (plus P&P). See the website for more details of this and Osborn's other laser-cut kits for N scale.

W www.osbornsmodels.com
T 01237 423453

WISHLIST 2015: YOUR MOST WANTED MODELS

For the second year in succession, a working accessory has topped the 'most wanted' list for new OO gauge models. An operating, steam-era gated crossing polled more than 100 votes ahead of the nearest locomotive, a BR Standard 2MT 2-6-0. In fact, mixed traffic 'Moguls' took the top three spots behind the winner, with a Standard 3MT 2-6-0 and Maunsell 'U' moving up the list this year. The most popular non-steam item was a BR Class 120 DMU in ninth place. However, D&E era subjects fared poorly overall, taking just seven of the top 50 places.

In N scale, D&E items occupied six of the top ten spots and 22 of the Top 50. BR Mk 1 TPO vehicles came top, followed by Class 92, a working level crossing and Class 117/118 suburban three-car DMUs.

OO Gauge Top 10

- 1: Level Crossing: Steam era, gated, single/double track
- 2: BR Standard 2MT 2-6-0
- 3: BR Standard 3MT 2-6-0
- 4: SR Maunsell 'U' 2-6-0
- 5: Working 70ft Turntable
- 6: GWR 'Manor' 4-6-0
- 7: SECR 'H' 0-4-4T
- 8: BR Standard 2MT 2-6-2T
- 9: BR Mk 1 POS/POT/BPOT Travelling Post Office vans
- 10: BR Class 120 Cross-Country DMU

N Gauge Top 10

- 1: BR Mk 1 POS/POT/BPOT Travelling Post Office vans
- 2: Class 92 electric
- 3: Level Crossing: Steam era, gated, single/double track
- 4: Class 117/118 DMUs
- 5: BR Breakdown Crane with staff & tool vans
- 6: LMS 10000/01 diesels
- 7: BR Mk 2d stock
- 8: BR Class 158 DMU
- 9: LSWR/SR 'King Arthur' 4-6-0
- 10: BR Mk 2b/c stock

For a full list of how the votes were cast, overall and in each category, go to www.rmweb.co.uk



IT IS HIGHEST TRAIN!

Es ist
höchste
Eisenbahn!

www.dm-toys.net



Exclusive Stuff:
www.modellbahnunion.com

Our Shop for H0, 0, G and 1 gauge
is better than this denglish.

For smaller stuff (N gauge): www.dm-toys.de

DMTOYS

DAPOL CLASS 73/1



Ben Jones takes a first look at this much-needed new model of the Southern Region's versatile and long-lived electro-diesel.

a large steel ballast weight between the bogies.

Instead, we now have a superbly detailed underframe composed of separately fitted fuel tanks, AWS receiver, vacuum exhaustor and motor generator set, each neatly moulded and with separate pipe runs/conduits where appropriate. Either side of this are the outstanding bogies, which have several layers of detail representing the primary suspension detail, traction arms and vertical dampers, cab footsteps, separate sandboxes and sandpipes, third-rail shoe gear, guard irons and brake actuators. Impressive stuff.

Moving up, the bodyside also features plenty of extra detail that should encourage SR modellers to 'trade up'. It sits squarely on the bogies with an authentically small gap between the body and bogies.

Overall shape is generally very good, although the slightly dimpled cab roof profile doesn't match the dome of the real locomotives. Otherwise, our impression was very positive; it would be easy to regard the design as a 'box on wheels' but as with many other classes there are plenty of subtle curves and angles to catch out the unwary. One area apart, Dapol appears to have captured the character of the design extremely well.

That impression is reinforced by the inclusion of features such as etched metal grilles, of which there are seven on the bodysides and roof of a '73/1'. In each case there is some representation of the equipment visible behind through the fine mesh, whether that's a scavenger fan or the starting resistances and angled framework behind the lower bodyside grilles. The use of separate components for

A new Class 73 to modern standards has been a long time coming. With all due respect to Dapol, it was long overdue even before the Welsh company announced it a few years ago. Over the last decade, we've seen new models of most BR diesel and electric locomotives, from the mass-produced types to one-off prototypes, but Southern Region modellers had to content themselves with the Lima/Hornby '73' dating from 1987. Reasonably good for its time, that model is no match for more contemporary products and so it's good to see this popular class finally getting the attention it deserves.

Kindly supplied by Dapol for review is 73138 in late-1980s/1990s 'Dutch' grey/yellow livery, as applied to departmental sector locomotives in the final years of BR. However, the initial batch of models includes many other options, ranging from original BR(S) green through various versions of BR blue, InterCity and Pullman umber/cream to privatisation era liveries such as Gatwick Express,

GB Railfreight and Network Rail yellow. Many are on general release via Dapol stockists, but several others are exclusive to certain retailers - see www.dapol.co.uk and our advertisement pages for more information.

Like it's Lima predecessor, the 'ED' is being offered either as one of the original six 'JA' (Class 73/0) prototypes or 'JB' (Class 73/1) production locomotives built a few years later. For a detailed history of the full-size machines and some superb archive photographs of them in action, turn to page 84.

IMPROVED DETAIL

Lifting the model out of its sturdy packaging, it's immediately evident how much extra detail there is on Dapol's model compared to the old Lima/Hornby '73'. Gone are the days of moulded-on jumper cables, handrails and underframe equipment compromised by the presence of





Bogies and ends are excellent, as is much of the other separate detail.

the SR 27-way control cables on each cab front also makes a huge visual improvement over earlier models. These have been well depicted, right down to the small retaining pockets above the bufferbeam.

Bodyside details such as the battery box doors and catches, access doors, smaller grilles and ventilation slots are all present and correct.

Two-tone horns, pantograph style windscreen wipers and wire

handrails are also fitted as finely rendered separate components. The roof matches published drawings and photographs closely, although the riveted transverse plate adjacent to the diesel engine exhaust port is thicker than it should be and more prominent than on any of the full-size locomotives we studied.

Cab interiors have been neatly modelled, albeit as entirely in grey plastic. Driver and secondman chairs, control desk and partitions are all

included and all would benefit from a little attention from a paintbrush.

As you'd expect with a class that has been active for more than 50 years, a number of modifications have been made over the years and Dapol has catered for these in its tooling. The model shown is in early-1990s condition with sprung metal Oleo round buffers and a centrally-positioned high-intensity headlight, as fitted from mid-1990 onwards. A February 1993 photograph of 73138 shows it with a cab-to-shore radio aerial clumsily fitted on the

right-hand side of the cab roof - a simple modification for anyone wanting to personalise their model.

DECORATION

Until the mid-1980s, Class 73s went about their business almost unnoticed. All were painted BR blue, and only 'Royal' locomotive 73142 *Broadlands* gained any notoriety before the advent of Gatwick Express. But since then, more than 40 different liveries and dozens of names have adorned the class, presenting model manufacturers



PRODUCT REVIEW

Roof detail is good, as are the etched metal grilles, but the roof should be a darker grey.



FACT FILE

- ▶ **MANUFACTURER** Dapol
- ▶ **MODEL** 4D-006-006 BR departmental grey/yellow Class 73/1 Bo-Bo electro-diesel 73138
- ▶ **PRICE** RRP £140.60
- ▶ **AVAILABILITY** Dapol stockists
- ▶ **REVIEW** Ben Jones
- ▶ **PHOTOGRAPHY** Tony Wright

with huge opportunities, but also endless difficulties in pinning down the correct combinations of detail and decoration.

Unnamed 73138 is, on the surface, one of the simpler tasks for Dapol but even here there are pitfalls. Application of the grey/yellow/black livery is relatively neat and includes authentic details such as the thick orange warning stripe below the cantrail gutter. However, we feel that the grey on the lower bodyside is too dark, the roof should be 'executive' dark grey rather than the mid-grey applied by Dapol and that the yellow warning panel looks closer to current Network Rail 'lemon' yellow, rather than the more orangey shade applied by BR. Even with the usual caveats about weathering and fading of paint,

light conditions and reproduction quality, the shades don't match the sources we consulted.

The application of cabside BR arrows and Stewarts Lane depot plaques has been corrected from the initial sample shown, but they are printed in white rather than the usual silver. This is very easily resolved by covering them with etched metal replacements from Shawplan. Finally, and more specific to 73138, our sources show the cabside numbers and BR arrows to have been slightly higher on the real locomotive, although again this is easily cured.

Finally, although the correct style BR overhead line warning 'flashes' have been applied to the cab fronts, a stray Network Rail Group Standard notice has been printed at cantrail level on the 'A' side, No. 1 end - a small, but avoidable error.

Anyone wishing to add a little extra touch of decoration should invest in a set of etched Stewarts Lane (73A) oval shedcode plates for the cab fronts, as fitted to 73138 and many other SL locomotives in the later BR years.

Two more areas where Dapol will expect its new model to score over its predecessors are performance

and features. Certainly, the headline specification is up to the standards OO gauge D&E modellers have come to expect in recent years. A five-pole motor drives all four axles with a heavy die-cast chassis providing plenty of haulage power with the need for traction tyres.

FEATURES

Our sample ran beautifully on both DC and DCC, over Code 100 and Code 75 track, negotiating complex pointwork without any problems and handling gradients with ease. On level track, a test train of ten bogie coaches was handled with ease.

Electrical current is gathered from the wheels via inside brass bearings for every axle. As well as providing traction current, this supplies the excellent LED lighting. The warm glow of the SR two-character headcode panels is the best treatment we've seen of this feature we've seen to date. DCC users can further improve it by dimming the lights via the CV settings of the installed decoder. Various authentic headcodes have been selected across the first batch, but 73138 has just two white blanks at each end. Cab interior lights are also provided, although there are no switches for DC users to turn them off, nor can they be switched on/off

as a separate function on DCC. This is trickier to modify as some cutting and re-routing of wires will be needed.

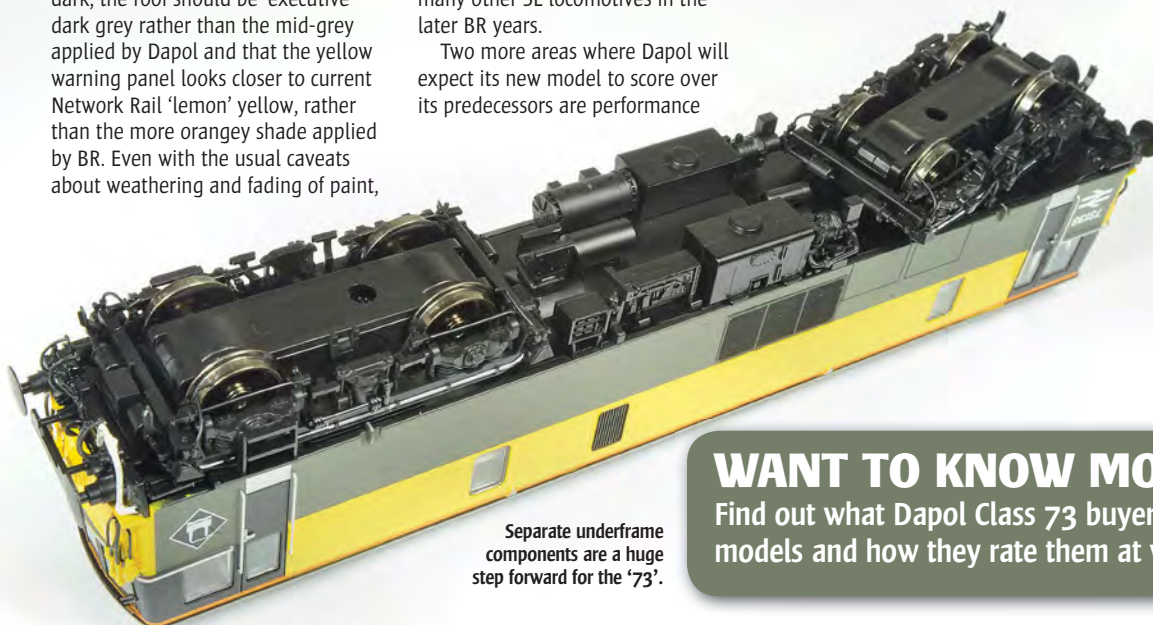
Unfortunately our sample also had a wiring fault that only became evident when a decoder was fitted. The headlight and headcode panel lit up at the opposite end to direction of travel but was correct under DC analogue control. Dapol is aware of the problem and is working on a solution. In the meantime, a quick fix is possible by altering CV29 on your decoder.

A 21-pin decoder socket is fitted, along with space for a speaker should you wish to install sound. However, in a first for UK OO gauge models, Dapol will be offering all versions with a sound-fitted option in due course.

A bag of detailing parts is included, containing numerous bufferbeam hoses and dummy couplers to fit if you're not using tension lock or other NEM socket-mounted couplings. It's worth noting that the NEM socket itself, moulded as part of the bogie frame, is rather shorter than usual. But, that doesn't appear to prevent it from working as required.

As you'll see from our article on page 84, the '73' opens up a wide range of possibilities for modellers across six decades. In this guise, it's the ideal traction for SR departmental trains of the late-1980s through to withdrawal in October 1999, as well as more unusual duties such as railtours, nuclear flask trains to Dungeness, the Dover-Manchester TPO and short Speedlink freights. Despite a couple of areas where it doesn't quite match the prototype, most notably the cab roof profile, in terms of fine detail and overall shape

Dapol's Class 73 has a lot going for it. The bogies and underframe in particular are excellent, as is the performance and certain aspects of the lighting. In many ways it's a significant step forward from previous 'ED' models but it could have been even more desirable if the decoration and execution of certain features were up to the standards we know are possible at this price point. ■



Separate underframe components are a huge step forward for the '73'.

WANT TO KNOW MORE?

Find out what Dapol Class 73 buyers are saying about their models and how they rate them at www.rmweb.co.uk

THE HEREFORD MODEL CENTRE

Email: sales@herefordmodels.co.uk
www.herefordmodels.com

4 COMMERCIAL ROAD, HEREFORD,
HEREFORDSHIRE, HR1 2BB

SALES LINE
 **01432 352809**
OFFICIAL HORNBY COLLECTORS CENTRE

LIMITED EDITIONS

32-900Y	CL108 in Blue/Grey, black window surrounds, Welsh Dragon embellishment on front C970	£69.95
33-300F	20t Toad/Brake GWR Gry Merthyr	£11.35
37-557X	TTA Shell Black 5178	£10.85
37-557Y	TTA Shell Black 5169	£10.85
<i>All Weathered</i>		
37-659Z	Benzole set of Three	£29.95
37-577W	TTA Shell Black 5172	£10.85
37-675U	Mobil set of Three	£29.95
37-711Y	Pack of 3 GWR Cattle wagons	£27.20
<i>Non Weathered</i>		
37-711Z	Pack of 3 GWR Cattle wagons	£27.20
<i>Weathered</i>		
37-730Z	GWR Vent Vans Weathered	£25.45
<i>Set of Three</i>		

NEW RELEASES

R3004	BR Seriby Hall weathered	£116.45
R3004X	BR Seriby Hall weathered	£133.45
R3266	Class 60 Subsector Quinag	£139.45
R3371	Mallard Railroad Version	£74.00
R3313	4F LMS	£87.45
R3314	4F BR Early	£87.45

HORNBY

R3303	D16/3 BR Early	£100.95
R3233	D16/3 LNER	£100.95
R3234	D16/3 BR Early	£100.95
R3235	D16/3 British Railways	£100.95
R3284	LNER Flying Scotsman	£87.90
R3276	LMS Compound	£66.45
R2881	LMS Class 5 Black	£66.95
R3229	British Monarch	£119.25
R3245TTS	A1 Tornado	£135.75
R3114A	B1 BR Late	£118.95
R2744	Schools Blundells BR	£84.95
R2843	Schools Dulwich SR	£94.45
R2916	CL2800 GWR	£93.45
R2917	2800 Class BR	£103.99
R2917X	CL2800 BR	£106.45
R3010	N15 Sir Sagamore	£119.45
R3010X	N15 SR	£133.95
R3016A	Standard 4MT BR Black	£109.00
R3017	BR Patriot	£108.50
R3088X	LNER Class 01	£109.50
R3025	J94 LNER	£55.45
R3206	BR Blue Tornado	£98.45
R3228	Austerity NCB	£65.75
R3225	GWR 72XX	£114.45
R3226	BR 72XX	£114.45
R2844	Schools 'St. Lawrence' BR/E	£93.75
R3194	Schools 'Epsom' BR/E	£111.95
R2740	J94 WPR	£41.95
R2784X	Mallard Green	£85.00
R3005X	28XX BR Wtd	£116.50
R3005	28XX BR Wtd	£102.95
R3110	61XX BR	£78.45
R3169	Olton Hall Red	£72.50
R3098	Railroad Tornado	£93.45
R3118	Castle BR 'Penrice'	£118.00
R3074	King GWR (Stamp Collection)	£112.99
R3301	Earl of Mount Edgcumbe	£132.95
R3329	BR Late S15	£123.99
R3327	SR S15	£123.99

HORNBY TRAIN PACKS/SETS

R3302	Return from Dunkirk	£229.75
R2696	CL101 - 2 Car	£65.25
R2806	Dean Single LMS Pack	£124.75
R2815	Southern Suburban Ltd	£159.00
R2986	Date with the Duchy	£179.90
R3059	Tornado Train Pack	£128.45
R3098	BR Tornado	£93.45
R3186	Titfield Thunderbolt Set	£98.45
31-088	BR Black Earl	£118.95
31-089	GWR Earl	£118.95

HORNBY DIESEL/ELECTRIC LOCOMOTIVES

R3340	BR Green 2Hal	£119.75
R3332	FGW Class 153	£82.75
R3353	Sentinel Balfour Beatty	£49.45
R3355	Sentinel Wabtec	£49.95
R3263	Class 50 Vanguard	£129.75
R3346	Class 92 DB Schenker	£70.45
R3275	Class 31 Dutch livery	£55.45
R3287TTS	Class 47	£74.45
R3291XS	CL56 Colas	£217.50
R3181	BR Class56	£123.95
R3384	EWS Cl67	£123.95
R3344	Class 31 Yellow	£142.45
R3350	Class 90 Schenker	£61.45
R3161B	SR 2 Bil Green	£120.60
R3290A	BR 2 Hal Green	£113.90
R2508	CL121	£47.50
R2508A	CL121	£47.95
R2646X	CL56 BR Grey	£83.95
R2647X	CL56 BR Grey	£83.95
R2755	CL86 BR Les Ross	£43.95
R3177	BR 2Bill SR Green	£123.99
R3180	Tarmac Sentinel	£44.95
R3268	Class 67 Arriva	£122.90
R3283	Bagnall Shunter	£25.75
R3267	CL67 Arriva	£111.95
R2963	CL31 Regional Railways	£103.75
R2962	CL 56 BR Grey 'Oystermouth'	£96.50
R3282	CL 42 Maroon 'Thruster'	£47.90

HORNBY TRACK

R070	Turntable	£57.95
R083	Buffer Stop	£1.35
R207	Track Fixing Pins	£2.50
R394	Hydraulic Buffer	£3.95
R600	Straight	£1.30
R601	Double Straight	£1.95
R604	Curve 1st Rad	£1.75
R605	Double Curve 1st Rad	£2.05
R606	Curve 2nd Rad	£1.70
R607	Double Curve 2nd Rad	£2.20
R608	Curve 3rd Rad	£2.10
R609	Double Curve 3rd Rad	£1.95
R610	Short Straight	£1.15
R614	LH Diamond Crossing	£9.25
R615	RH Diamond Crossing	£9.25
R617	Uncoupling Ramp	£2.30
R618	Double Isolating Rail	£6.95
R620	Railor Uncoupler	£4.25
R628	Half Curve 3rd Rad	£1.70
R643	Half Curve 2nd Rad	£1.40
R3345	Class 66 Freightliner	£63.95
R8026	Power Track	£3.75
R8072	LH Point	£8.45
R8073	RH Point	£8.45
R8074	LH Curved Point	£14.25
R8075	RH Curved Point	£14.25
R8076	Y Point	£10.25
R8077	LH Express Point	£13.95
R8078	RH Express Point	£13.95

HORNBY TRACK ACCESSORIES

R076	Footbridge	£11.85
R169	Junction Home Signal	£9.75
R170	Junction Distant Signal	£9.75
R171	Single Home Signal	£7.50
R172	Single Distant Signal	£7.50
R189	Single Brick Bridge	£6.30
R394	Hydraulic Buffer	£3.95
R406	Colour Light Signal	£18.95
R499	River Bridge	£10.70
R574	Trackside Accessories	£10.00
R626	Point Underlay	£3.20
R636	Double Level Crossing	£14.50
R638	Track Underlay	£7.95
R645	Single Level Crossing	£8.95
R657	Girder Bridge	£11.45
R658	Inclined Pier Set	£8.50
R659	High Level Pier Set	£5.60

R660	Elevated Track Side Walls	£16.45
R909	Track Supports	£6.45

HORNBY CONTROL EQUIPMENT

R044	Point Switch	£8.75
R046	Two Way Switch	£5.95
R047	On/Off Switch	£5.95
R602	Power Connecting Clip	£1.50
R8014	Point Motor	£2.65
R8015	Point Motor Housing	£2.95

BACHMANN STEAM LOCOMOTIVES

32-084	Class 56XX GWR	£76.45
32-085	Class 56XX BR	£76.45
31-980	Standard 3MT BR	£110.45
31-981	Standard 3MT BR	£101.95
31-780	Switland Hall	£106.20
31-781	Foremarke Hall	£106.20
31-782	Thirlstaine Hall	£114.70
31-783	Fountains Hall	£114.70
35-075	E4 LBSC	£93.45
35-076	E4 Southern	£93.45
35-077	E4 BR Early	£93.45
35-078	E4 BR Late	£93.45
31-635	GWR 64XX	£72.21
31-636	BR 64XX	£72.21
31-001	Robinson BR Late Crest	£94.99
31-002	Robinson BR Early Crest	£94.99
31-003	Robinson LNER	£94.99
31-117DC	4MT BR Black	£79.45
31-127	CL3000 BR ROD	£118.45
31-128	BR ROD Weathered	£105.45
31-136DC	D11/2	£115.90
31-213DS	Patriot BR Late	£201.45
32-261	WD Austerity	£110.40
31-350	Class A2 Sugar Palm	£107.99
31-527	A2 Tudor Minstrel A/Green	£96.45
31-627A	Class 3F LMS	£71.25
31-628DC	Class 3F BR weathered	£93.20
31-931	LMS Compound	£112.90
31-933	BR Compound Late Crest	£112.88
31-932DC	BR Compound	£127.75
32-260DC	WD Austerity	£125.29
32-500	5MT Class BR - 73068	£70.99
32-550A	A1 Tornado Apple Green	£109.45
32-509	BR SMT Early Crest	£104.55
32-954	4MT BR Early	£87.50
32-955	4MT BR Late	£87.50
31-465	C Class BR	£93.46
31-138	D11/2 Black Early	£106.20
31-189	Jubilee 'Falkland Islands'	£113.95
32-129A	Prairie BR Black	£72.20
32-154A	N Class BR Black Wtd	£99.10
32-233	3F SDJR Blue	£62.00
32-508	5MT BR Green	£104.55
32-828A	Ivatt 2MT BR Green	£89.20
32-954	4MT BR Black Early	£87.50
32-955	4MT BR Black Late	£87.50
31-979A	3MT BR Black Wtd	£80.75
31-626A	3F BR Black Early	£76.45

BACHMANN DIESEL/ELECTRIC LOCOMOTIVES

32-762DS	Virgin Class 57 Hood	£203.95
32-763	DRS Class 57	£106.95
31-265	MLV Green	£62.45
31-266	MLV Green with yellow panel	£62.45
31-267	MLV Blue/Grey	£62.45
31-268	MLV NSE	£83.26
31-269	MLV Jaffa	£83.26
31-326	CL105 BR Green	£79.45
31-327	CL105 BR Green	£79.45
31-377	CL416 2EPB	£85.99
31-425A	CL411 Green	£103.99
31-426	CL411 BR Green	£103.99
31-535	CL105 BR Blue Power Twin	£84.45
31-537	CL105 Small Yellow Panel	£84.45
31-575	Windhoff MPV NWR	£104.00
31-576DC	Windhoff MPV NWR	£114.00
31-577	Windhoff Railtrack	£104.00
31-655	Class 47 Railfreight	£86.35
31-658	Class 47 Petroleum Sector	£97.70
31-679	Class 85 Electric Blue	£118.95

32-680	Class 45 Blue	£101.95
32-681	Class 45 Green	£101.95
32-408	Class 25/3 BR Blue	£93.45
32-045	Class 20 Railfreight	£93.45
32-475	DC Class 40 BR Blue	£87.75
32-515A	Derby Lightweight	£93.97
32-750	DC - CL57 FL - 57008	£52.95
32-784	Class 37 Mainline	£106.20
32-785DS	Class 37 Dutch	£203.95
32-786	Class 37 EWS	£106.20
32-904DC	CL108 BR Blue	£96.99
32-906	CL108 Green 2 car	£93.50
32-910	CL108 Blue/Grey	£74.95
32-937	Class 150 Centro	£127.45
32-928	Class 150 Sprinter	£135.95
31-363	03 BR Blue Wtd	£76.45
31-364	03 BR Green Wtd	£76.45
31-365	03 BR Blue	£70.50
32-065	Class 43 Zealous	£118.95
32-066	Class 43 Pegasus	£118.95
32-067	Class 43 Royal Oak	£118.95
32-117	08 BR Green Wtd	£68.45
32-117	Class 20 BR Green	£93.45
32-034A	Class 20 BR Green weathered	£97.70
32-038DS	Class 20 BR Blue	£195.45
32-734A	Cl. 66 D.B. Schenker Wtd	£97.00
32-815	Cl. 47 Intercity	£89.20
32-913	Cl. 108 Green w/ Whiskers	£114.50
32-815	Class 47 Intercity	£89.20

0 GAUGE

10D-GWR	Ixion Fowler GWR	£220.00
10D-UGR	Ixion Fowler Unlined Green	£220.00

We also do a selection of Limited Edition seven plank wagons, please ring for details

HELJAN

H2301	CL23 Green yellow ends	£94.95
H2306	CL23 Green weathered	£95.95
H2520	Class 05 BR Green	£99.75
H2521	Class 05 BR Green	£99.75
H2522	Class 05 BR Blue	£99.75
H2523	Class 05 Deft 88	£99.75
H2500	Class 05 BR Green	£99.75
H2501	Class 05 BR Green	£99.75
H2502	Class 05 BR Green	£99.75
H2503	Class 05 Cider Queen	£99.75
H5217	CL52 Western Explorer	£78.95
H8802	AC Railbus BR Green	£93.95
H8902	Class 128 DPU Early Blue	£93.95
H1508	Cl. 15 BR Green TOPS	£87.50

ORDER BY TELEPHONE

Orders taken 6 days a week

9.00am - 5.30pm

Monday to Saturday

Call: 01432 352809

Mail Order Service

All offers valid to

29th February 2016

You must state these prices when ordering

POSTAGE & PACKING RATES PER ORDER:

UK Standard £3.95

UK Insured £7.10

UK Courier Transport & Packing... £9.00

Worldwide at cost. VAT free to non EC

**Train Sets/Packs & Controllers/

Handsets - Postage charged at cost**

PRICES SUBJECT TO CHANGE

WITHOUT NOTICE

** Please allow 7 days for clearance

when paying by cheque **

PLEASE QUOTE SPECIAL PRICES

WHEN YOU VISIT US.

Credit Cards Welcome...

Visa, Mastercard & Switch

MINERVA PECKETT 'E'


The barriers to modelling in O gauge continue to fall as more new budget price locomotives appear. **Andy York** checks out the debut model from this new supplier.



A high-torque motor and flywheel provide smooth operation. There's also an eight-pin DCC decoder socket.

Minerva Model Railways is a new name to the marketplace, an O gauge model manufacturer founded by Chris Klein and Chris Basten. Their pedigree was established through Ixion Model Railways, which is now focusing on Australian prototypes, and Dragon Models which has produced many locomotive, carriage and wagon kits in 7mm and 4mm scale. Minerva made its first announcement in March and nine months later has delivered its first product, on time and on budget.

Peckett & Sons' 'E' Class, a 15in cylinder 0-4-0 saddle tank industrial design, is quite typical in appearance for a Peckett locomotive and 52 examples were built in Bristol between 1903 and 1940. A quarter of the type was delivered to Ebbw Vale Iron & Steel Company with the balance to assorted industrial users from Llanelli to Lanarkshire, including seven locomotives for Woolwich Arsenal and one exported to a New Zealand colliery. Six locomotives passed through the ownership of Swansea Harbour Trust



through to the Great Western Railway and, in turn, to British Railways. No. 1143 was finally withdrawn in 1960 after 52 years service.

Sadly none survived to be preserved but diligent referencing of works drawings by Minerva has produced an accurate and recognisable model which captures the character of the 30 ton machine very well.

The injection moulded plastic body captures fine detail well with superbly defined rivets whilst the die-cast chassis contributes to the solid feel of the model which weighs in at 460g.

The plastic-centered and steel-tired wheels are good representations of the 3ft 7in

wheels but may benefit from the addition of aftermarket cosmetic balance weights. Finescale wheels lead to it being marketed as suitable for 36in radius curves but it may be possible to reduce this. The model picks up current from wipers on the rear face of all four wheels and delivers power to the high-torque motor attached to a brass flywheel. Drive is via a 40:1 gearbox to the rear axle which gives very smooth slow running.

Three-link couplings attached to a sprung draw hook are fitted, which along with the lightly sprung buffers give pleasurable shunting operation. The wire handrails and knobs are correctly angled into the tank cladding and piping below the saddle tanks is picked out in red on the version reviewed here. The safety valves and whistle are plastic parts with a dull brass paint finish. In total, the model is assembled from more than 200 individual components.

0-4-0ST

A superb selection of extra detailing parts is provided with the model.



FACT FILE

- **MANUFACTURER** Minerva Model Railways
- **MODEL** MOS-PLGL Peckett 'E' Class 0-4-0ST, lined green
- **PRICE** RRP £255.00
- **AVAILABILITY** www.minervamodelrailways.co.uk
- **REVIEW** Andy York

a warning bell for working on tracks at the side of roads. Minerva provides such a bell which requires a small hole to be drilled in the top of the tank 8mm forward of the cab.

Two brass etch sheets are included, the larger one includes GWR cabside numberplates for three of the locomotives either with GWR or BR numbers and smokebox door numberplates for Nos. 1141/43/45. On the same etched sheet are squares for the cabside window shutters and lamp brackets for the owner of the model to fit as appropriate. The second sheet has five pairs of worksplates with different numbers

and build dates. Lettering and numbering is raised on the oval etched plates whereas it should be engraved characters with an oval border. However, it would be difficult to notice the difference under normal viewing and if anyone wishes to replace the plates or choose different numbers I note that Narrow Planet can supply worksplates with your choice of number and build date for just £3.00 a pair. A toolbox is also included for GWR/BR versions and should be placed on the driver's side running plate just in front of the cab.

Six small screws need to be removed to take the body and

running plate off the chassis. It felt a tight squeeze but with gentle leverage and a little wiggling the body comes off giving easy access to the decoder

socket mounted over the flywheel. Our cutaway photograph shows that there is space inside the bodyshell to include other equipment such as 'Stay Alive' capacitors or a smoke generator.

Space for a 20mm diameter speaker for DCC sound is provided in the chassis with a chamber between the cylinders.

Minerva supplies the model ready-lubricated and its operation was very smooth even before any running-in. However, a 30 minute run

is recommended in each direction to bed the mechanism in. A six-month warranty is standard on all new models. The Peckett is also available in unlined black and GWR unlined green, all of which provide ample scope for detailing and weathering.

I liked the model as soon as I opened the box, now I've looked closely, run it and referenced material I absolutely love it. This year has been a good one for O gauge products which are likely to encourage newcomers into the scale. It will be interesting to see the result when Minerva's Peckett meets the Dapol 'Terrier' in the British Model Railway Awards! ■

● Thanks to David L.O. Smith of the Industrial Locomotive Society and Martyn Bane for their assistance with this review.



Classic Peckett looks have been well-captured but there's scope for keen modellers to 'gild the lily'.



DATES FOR YOUR DIARY

CONTACT US

Diary Dates entries are published free of charge to bona fide model railway clubs and societies.

PLEASE SEND FULL DETAILS OF FORTHCOMING EVENTS TO

Diary Dates, **BRM**,
The Maltings,
West Street, Bourne,
Lincolnshire. PE10 9PH

EMAIL diarydates@warnersgroup.co.uk

WEBSITE Enter them on our website at www.model-railways-live.co.uk

MODEL RAILWAYS LIVE

Closing date for the Spring issue is February 1

Suitable for disabled visitors.

Whilst BRM makes every attempt to include all Diary Date events and exhibition dates, occasionally, due to limited space, we may have to leave some out. Gold (paid for) listings are always included.

EXHIBITIONS

9TH-10TH JANUARY

The Pratts Bottom Model Railway Show
The Pratts Bottom Village Hall, Norsted Lane,
Rushmore Hill, Orpington, Kent BR6 7PQ
Saturday: 1000 - 1700
Sunday: 1000 - 1700
Prices: £3.50 adult, £1.50 child
Tel: 0773 3461 477
Web: www.orpingtonmodelrail.org.uk

9TH-10TH JANUARY

Kidlington Scoutrail 2016 Exeter Hall,
Kidlington, Oxfordshire
Web: www.scouttrail.org.uk

10TH JANUARY

Weston Super Mare Model Train Show
The Campus, Highlands Lane, Locking Castle,
Weston-Super-Mare, Somerset BS24 7DX
Sunday: 1000 - 1640
Web: www.westonsupermaretrainshow.com

15TH-17TH JANUARY

London Model Engineering Exhibition
2016 Alexandra Palace, London N22 7AY
Friday: 1000 - 1700
Saturday: 1000 - 1700
Sunday: 1000 - 1630
Prices: £11.00 adult, £4.00 child, £10.00 OAP
Web: www.eventageouspr.co.uk

16TH-17TH JANUARY

2016 St Albans Model Railway Exhibition Alban Arena, St. Peters Street,
St. Albans, Hertfordshire
Saturday: 1000 - 1730
Sunday: 1000 - 1630
Prices: £8.00 adult
Tel: 01438 715580
Web: www.cmra.org.uk/stalbans.html

16TH JANUARY

Bridport & District Model Railway Club Exhibition Beaminster Public Hall, Fleet Street, Beaminster, Dorset DT8 3EF
Saturday: 1000 - 1600
Prices: £3.00 adult, £1.00 child
Tel: 013078 861754

Astolat Model Railway Circle

Exhibition Guildford County School, Farnham Road, Guildford, Surrey GU2 4LU

Saturday: 1000 - 1700

Prices: £6.00 adult, £3.00 child, £12.00 family

Tel: 01483 722098

Web: www.astolatmrc.co.uk

17TH JANUARY

SNCF Society Model Rail Show & Winter Rendezvous Lenham Community Centre, Groom Way, Lenham ME17 2QT
Sunday: 1000 - 1700
Prices: £4.00 adult, £1.50 child

23RD JANUARY

Egham & Staines Model Railway Exhibition Manor Croft School, Wesley Drive, Egham, Surrey TW20 9LX
Saturday: 1030 - 1700
Prices: £5.00 adult, £2.50 child, £4.00 OAP, £12.50 family (2 + 2)
Tel: 07826 724063
Web: www.esmrs.co.uk

23RD-24TH JANUARY

City of Canterbury Model Railway Society Annual Exhibition St Anselms School, Old Dover Road, Canterbury, Kent CT1 3EN
Saturday: 1000 - 1700
Sunday: 1000 - 1630
Prices: £5.00 adult, £3.00 child, £4.00 OAP, £13.00 family (2 + 2)
Tel: 01227 738789
Web: www.ccmrs.co.uk

Calne Model Rail Show 2016 Calne Leisure Centre, (follow signs to Sports Centre), White Horse Way, Calne, Wiltshire SN11 0SP

Saturday: 1000 - 1700

Sunday: 1000 - 1630

Prices: £4.50 adult, £3.00 child

Tel: 01249657283 / 01249819160

Web: www.bmrg.org.uk

30TH JANUARY

Southampton Model Railway Exhibition Barton Peveril College, Chestnut Avenue, Eastleigh, Hampshire SO50 5ZA
Saturday: 1000 - 1700
Sunday: 1000 - 1630
Prices: £7.00 adult, £3.00 child (5-15yrs), £17.00 family (2+2)
Tel: 01489 799809
Web: www.southamptonmodelrailwaysociety.wordpress.com

30TH-31ST JANUARY

Kendal Model Railway Exhibition Leisure Centre, Burton Road, Kendal, LA9 7HX
Saturday: 1000 - 1700
Sunday: 1000 - 1700
Prices: £5.60 adult, £3.00 child, £4.60 OAP, £15.20 family (2 + 2)
Tel: 01539 731738
Web: www.kendalmrc.org

Kilmarnock & District Model Railway Club Exhibition

Volunteer Rooms, 19 High Street, Irvine KA12 0BA
Saturday: 1000 - 1700
Sunday: 1200 - 1600
Prices: £4.00 adult, £3.00 concessions, £12.00 family (2 + 2)
Tel: 01563 533393
Web: www.kilmarnockmrc.com

Pontefract Model Railway Exhibition

NEW College, Park Lane, Pontefract, West Yorkshire WF8 4QR
Saturday: 1000 - 1700
Sunday: 1000 - 1630
Prices: £5.00 adult
Web: www.nprms.org

Longfield Model Railway Exhibition

2016 Longfield Academy, Main Road (B260), Longfield, Kent DA3 7PH
Saturday: 1000 - 1700
Sunday: 1000 - 1600
Prices: £7.00 adult, £3.00 child (5 - 15yrs), £6.00 concessions (2 + 3)
Tel: 07736 560956
Web: www.erithmrs.ukmodelshops.co.uk

31ST JANUARY

G Scale Society Kent Group - Winter Meet Teynham Village Hall, Belle Friday Close, Teynham, Sittingbourne, ME9 9TU
Sunday: 1100 - 1600
Prices: £2.50 adult, £1.00 child
Web: www.gscalekent.co.uk

Bristol 7mm Exhibition

UWE Bristol Exhibition Centre, Filton Road, BS34 8QZ
Sunday: 1000 - 1600
Prices: £7.00 adult
Web: www.bogg7mmexhibition.com

6TH-7TH FEBRUARY

Stafford Model Railway Exhibition Stafford County Showground, A518 Weston Road, Stafford, Staffordshire ST18 0BD

ERITH MODEL RAILWAY SOCIETY

www.erithmrs.ukmodelshops.co.uk

Model Railway Exhibition

New Venue

The Longfield Academy
Main Road

Longfield, Kent DA3 7PH

Saturday & Sunday
30th January 2016 31st January 2016
(10.00am to 5.00pm) (10.00am to 4.00pm)

Up to 35 Layouts
Society Stands

Extensive Trade Support
Hot & Cold Refreshments

Demonstrations
Static Displays

Adults £7.00
Concessions £6.00

Children £3.00
Family (2+2) £18.00

Image copyright © Andrew Mizen and reproduced with permission.

THE SOUTH'S MAJOR SHOWCASE OF MODEL ENGINEERING & MODELLING

LONDON MODEL ENGINEERING EXHIBITION

Sponsored by
**ENGINEERING
in Miniature**

A GREAT DAY OUT FOR ALL AGES

Great Hall
Alexandra Palace
London
N22 7AY

FRIDAY 15th -
SUNDAY 17th
JANUARY 2016

10am-5pm Fri & Sat 10am-4.30pm Sun

Last entry Friday & Saturday 4.00pm Sunday 3.00pm.
The Model Active Zone will close at 3.30pm on Sunday.

LOTS TO SEE AND DO

- Model trains, boats & tanks
- Passenger carrying locomotives
- Radio control planes & trucks in fabulous Model Active Zone
- Meccano, Horology & more...

MEET THE CLUBS AND SOCIETIES

- Over 50 national & regional clubs and societies attending
- See 1,500 fantastic models on display
- Exciting demonstrations

OVER 55 LEADING SPECIALIST SUPPLIERS
PRESENT. EVERYTHING HOBBYISTS
NEED UNDER ONE ROOF!

f
London Model
Engineering Exhibition

Car Parking for 1,500 Vehicles & **FREE** Showguide

BOOK YOUR TICKETS NOW

ALL ADVANCE TICKET SALES
CLOSE ON 8th JANUARY.

TICKET	ONLINE TICKETS*	FULL PRICE TICKETS**
Adult	£9.50	£11.00
Senior Citizen	£8.50	£10.00
Child (5-14 yrs)	£3.00	£4.00

* Tickets are available via our website at discounted prices until 8th January 2016.
** Full price tickets are available on the day from the ticket office.

If you call to book a ticket over the phone there will be a £1.00 administration fee on top of the online ticket price to a maximum value of £3.00 per order.

For groups of 10 or more, 10% discount applies. Quote GRP10 online.

www.londonmodelengineering.co.uk

Organised by Meridienne Exhibitions Ltd
All information subject to change, correct at time of printing.



The World's Premier Train Auction House www.vectis.co.uk



Friday 22nd January 2016

Model Train Sale - Thornaby at 10.30am

WANTED - YOUR COLLECTIONS

- ▶ Items always wanted for our Vintage & Modern Auctions
- ▶ Consistently achieving the best market value for your items
- ▶ Worldwide customer database
- ▶ Free valuations

Tel: Michael Hill 01642 750616

Mike Delaney - Oxford office 01993 709424

e-mail admin@vectis.co.uk visit www.vectis.co.uk



Fleck Way, Thornaby, Stockton-on-Tees, TS17 9JZ

Please remember you can drop off collections at our Oxford office

Unit 5A, West End Industrial Estate, Witney, Oxon, OX28 1UB

EVENT DIARY

Saturday: 1000 - 1700
Sunday: 1000 - 1630
Prices: £9.00 adult, £1.00 child, £9.00 OAP, £9.00 concessions
Tel: 01785 211992
Web: www.staffordrailwaycircle.org.uk

FEBEX 2016 Model Railway Exhibition Eggars School, London Road, Alton, Hampshire GU34 4EQ
Saturday: 1030 - 1700
Sunday: 1030 - 1600
Prices: £4.50 adult (16yrs)
Tel: 01730 301115
Web: www.altonmrg.co.uk/febex

12TH-13TH FEBRUARY
The Salvation Army South Shields - Model Rail 2016 The Salvation Army Hall, Wawn Street, South Shields NE33 4EB
Friday: 1300 - 2000
Saturday: 1000 - 1700
Prices: £3.00 adult, £1.50 child, £7.00 family
Tel: 0191 4553710

13TH FEBRUARY
Blackpool and North Fylde MRC Open Day Cleveleys Community Centre and Church, Kensington Road, Cleveleys, Lancashire FY5 1ER 1000 - 1630
Prices: £2.50 adult, £2.00 child (5-15yrs), £2.00 OAP, £7.50 family (2 + 2)
Web: www.blackpoolandnorthfyldemrc.co.uk

Warminster Model Railway & Transport Exhibition Warminster Leisure Centre, Woodcock Road, Warminster, Wiltshire BA12 9DQ
Saturday: 1000 - 1700
Prices: £5.50 adult, £2.00 child, £4.50 OAP, £13.00 family (2 + 2)
Tel: 01985 213458

Newbury Model Railway Club Exhibition St Bartholomew's School, Andover Road, Newbury, Berkshire RG14 6JP
Saturday: 1000 - 1630
Prices: £5.00 adult, £2.50 child, £4.50 conc
Tel: 07765 807617
Web: www.newburymrc.co.uk

G Scale Society West Midlands Area Group - Model Railway Exhibition St Mary's Church Hall, Hobs Meadow, Solihull, West Midlands B92 8PN
Saturday: 1000 - 1600
Prices: £3.00 adult, £1.00 child
Tel: 01299 403548

Sodbury Vale Model Railway Show St Mary's Church and Church Hall, Church Road, Yate, Gloucestershire BS37 5BG
Saturday: 1000 - 1630
Prices: £5.00 adult, £0.00 child, £5.00 conc
Tel: 01454 327611
Web: www.sodburyvalemrc.co.uk

13TH-14TH FEBRUARY
Cale Rail & GLR 11th Annual Railway Exhibition Gartell Light Railway, Common Lane, Yenston, Nr Templecombe, BA8 0NB
Saturday: 1000 - 1700
Sunday: 1000 - 1600
Prices: £4.00 adult, £3.00 concessions
Tel: 07970 113270
Web: www.glr-online.co.uk

The Festival of British Railway Modelling Doncaster Racecourse, Doncaster, DN2 6BB
Saturday: 1000 - 1700
Sunday: 1000 - 1630

Tel: 0844 581 0816
Web: www.model-railway-shows.co.uk

14TH FEBRUARY
ALSRM North Wythenshawe Lifestyle Centre, Portway Road, Wythenshawe, Greater Manchester M22 1QW
Sunday: 1000 - 1600
Web: www.alsrm-events.co.uk

20TH FEBRUARY
The Small & Delightful Narrow Gauge Model Show Whitstone School, Charlton Road, Shepton Mallet, Somerset BA4 5PF
Saturday: 1000 - 1630
Prices: £7.00 adult, £1.00 child, £6.00 OAP, £14.00 family (2 + 2)

Kenavon Railway Society - Reading Exhibition The Warehouse, 1A Cumberland Road, Reading, Berkshire RG1 3LB
Saturday: 1000 - 1700
Prices: £4.00 adult, £2.00 child, £2.00 OAP, £9.50 family (2 + 2)
Tel: 07760 285383
Web: www.kenavon.org.uk

East Beds Model Railway Society Exhibition Stratton School, Eagle Farm Road, Biggleswade, Bedfordshire SG18 8JB
Saturday: 1030 - 1700
Prices: £5.00 adult, £3.00 child, £4.00 concessions, £13.00 family (2 + 2)
Tel: 01626 864943
Web: www.ebmrs.org.uk

Tonbridge Model Railway Club's 35th Annual Exhibition The Angel Centre, Vale Road, Tonbridge, Kent TN9 1SF
Prices: £6.00 adult, £1.00 child
Tel: 01892 527199
Web: www.tonbridgemrc.com

St James Church & Northants Group 3mm Society Model Railway Exhibition & St. James Church, St. James Road, Northampton, Northamptonshire NN5 5LE
Prices: £3.00 adult, £2.00 child
Tel: 07775 096705

RISEX 2016 Model Railway Exhibition Community Centre, (adjacent to Springs Swimming Pool), Wades Park, Princes Risborough, Buckinghamshire HP27 9AX
Saturday: 1000 - 1700
Prices: £3.00 adult, £2.00 child
Tel: 01296 415107
Web: www.rdmrc.org.uk

Saffron Walden Model Railway Club 2016 Exhibition United Reformed and Salvation Army Halls, Abbey Lane, Saffron Walden, Essex CB10 1AG
Saturday: 1000 - 1630
Prices: £3.00 adult, £1.00 child, £2.50 family
Tel: 01799 521029

20TH-21ST FEBRUARY
The Diesel & Electric Show The Telford International Centre, Shropshire TF3 4JH
Saturday: 1000 - 1645
Sunday: 1000 - 1645
Prices: £9.50 adult
Tel: 01507 529529
Web: www.dieselandelectricshow.co.uk

Leicester Model Railway Exhibition Sileby Community Centre, High Street, Sileby, Leicester, Leicestershire LE12 7RX
Saturday: 1000 - 1630
Sunday: 1000 - 1630
Prices: £4.00 adult, £0.00 child (0-14yrs),

OPEN DAYS

23RD JANUARY
Milton Keynes Railway Society Open Day North House, 1 Bond Avenue, Bletchley MK1 1SW
Saturday: 1100 - 1600
Web: www.mkmrs.org.uk

20TH-21ST FEBRUARY
King's Lynn Model Railway Club Open Days Grimston Village Hall, Pott Row, King's Lynn PE32 1BY
Saturday: 0900 - 1600

Sunday: 0900 - 1600
Tel: 01553 631335

20TH FEBRUARY
Hillingdon Railway Modellers - Test Track Open Day Yiewsley Baptist Church, Cornerstone Centre, 74 Colham Avenue, Yiewsley, Middlesex UB7 8HF
Saturday: 1000 - 1600
Prices: £3.00 adult
Tel: 020 8368 4090
Web: www.hillingdonrailwaymodellers.co.uk

£3.50 OAP, £3.50 concessions, £8.00 family (2 adults + 2 children)
Tel: 0116 2605760
Web: www.systonmrs.org.uk

Wessex Association of Model Railway Clubs Exhibition Digby Hall, Hound Street, Sherborne, Dorset DT9 3AA
Saturday: 1000 - 1630
Sunday: 1000 - 1600
Prices: £5.00 adult, £2.00 child, £10.00 family
Tel: 07850 474085

York Against Cancer Model Railway Show The Memorial Hall, Melrosegate, Heworth YO31 0RL
Saturday: 1000 - 1700
Sunday: 1000 - 1630
Prices: £3.00 adult, £1.00 child
Tel: 01904 630492 / 07538 677540

27TH FEBRUARY
Weymouth Model Railway Association Exhibition Heathside School, Brooklands Lane, Weybridge, Surrey KT13 8UZ
Saturday: 1000 - 1630
Prices: £5.00 adult, £2.00 child, £12.00 family
Web: www.weymouthMRA.org.uk

27TH-28TH FEBRUARY
New Mills 42nd Annual Model Railway Exhibition Chapel-en-le-Frith High School, Long Lane, Chapel-en-le-Frith, High Peak, Derbyshire SK23 0TQ
Saturday: 1000 - 1700
Sunday: 1000 - 1630
Prices: £5.00 adult, £4.00 concessions, £12.00 family (2 + 2)
Tel: 01663 740828
Web: www.nmdrm.co.uk

Lincoln & District MRC Exhibition Lincoln Showground, Grange-de-Lings, Lincoln, LN2 2NA
Saturday: 1000-1600
Sunday: 1000 - 1600
Prices: £6.00 adult, £3.00 child, £15 family (2+3)
Web: admrc.wix.com/ladmrc

28TH FEBRUARY
Ilkeston (Woodside) Model Railway

Club Exhibition Trowell Parish Hall, Stapleford Road, Trowell, NG9 3QA
Sunday: 1000 - 1630
Prices: £3.00 adult
Tel: 01773 712648

TRAIN & TOY FAIRS

9TH JANUARY
SRP Toy Fairs - Hawkinge Hawkinge Community Centre, Heron Forstal Avenue, Hawkinge, Kent CT18 7FP
Saturday: 1000 - 1400
Prices: £2.00 adult
Tel: 0773 9998012 / 01322 662729
Web: www.srptoyfairs1.co.uk

10TH JANUARY
SRP Toy Fairs - Orpington Crofton Halls, Station Road, Orpington, Kent BR6 8PR
Sunday: 1000 - 1400
Prices: £2.00 adult
Tel: 0773 9998012 / 01322 662729
Web: www.srptoyfairs1.co.uk

16TH JANUARY
J & J Fairs Ltd - Brentwood The International Hall, Brentwood Centre, Dodinghurst Road, Brentwood, CM15 9NN
Saturday: 1000 - 1430
Prices: £3.00 adult, £2.00 child, £2.50 OAP
Tel: 01522 880383
Web: www.j-jwebtoyfairs.com

17TH JANUARY
Barry Stockton Fairs - Warrington Warrington Collegiate, Winwick Road, Warrington, Cheshire WA2 8QA
Sunday: 1030 - 1500
Prices: £2.00 adult, £0.50 child
Tel: 015 334 3362
Web: www.barrystocktonfairs.co.uk

SRP Toy Fairs - Brighton The Grandstand & Paddock Hall, Brighton Racecourse, Fresh-Field Road, Brighton, East Sussex BN2 9XZ
Sunday: 1000 - 1400
Prices: £2.00 adult
Tel: 01322 662729 / 07739 998012
Web: www.srptoyfairs1.co.uk



Supporting
LOSTWITHIEL TOY FAIR
Sunday
28th February

LISKEARD RAILWAY MODELS
 Station Road, Liskeard, Cornwall PL14 4BX
TEL: 01579 349950
www.liskeardrailwaymodels.co.uk
 Email: info@liskeardrailwaymodels.co.uk







Year End Toy Fair



Sat 13th and Sun 14th February 2016 - Winter Fair & Steam Gala

10.00am to 4.00pm

The National Railway Museum, Shildon
Locomotion, Shildon DL4 1PQ

Nearest Railway Station - Shildon 100 yds. On Arriva Bus Routes

Free Entry and Free Parking • Cafe • Disabled Access

Selection of model railway layouts on display

Diecast Model Railways Collectables

For event and trading information

Contact Stuart 01535 642367

or Laurence 07966 333605

Promoted by Tri-angman and Pennine Models on behalf of Locomotion

Products at Prices Not to be Missed!

SQUIRES MODEL & CRAFT TOOLS

100 London Rd, Bognor Regis, West Sussex PO21 1DD

Tel 01243 842424, Fax 01243 842525

Email sales@squirestools.com www.squirestools.com

Squires will be exhibiting at the following shows in 2016 – Diary updated as bookings are confirmed.

Jan 9/10 - BOGNOR REGIS Model Railway Exhibition, Felpham Community College Felpham Way, Felpham, Bognor Regis, West Sussex PO22 8EL Sat 10 - 5, Sun 10 - 4.30 *Free Parking*

Jan 16 - GUILDFORD Astolat Model Railway Exhibition, Guildford County School, Farnham Road, Guildford GU2 4LU, Sat 10-5. www.astolatmrc.co.uk

Jan 23 EGHAM & STAINES Model Railway Exhibition, Manorcroft School, Wesley Drive, Egham, Surrey TW20 9LX. Sat 10.30 - 5.00 **Close to Egham Town Centre, 5 Mins walk Egham Station**

Jan 23/24 - CALNE MODEL RAILWAY EXHIBITION Calne Leisure Centre, White Horse Way, Calne, Wiltshire. SN11 0SP *Free parking at the Show*, Sat/Sun 10-5

Jan 30/31 - KENDAL Model Railway Exhibition Leisure Centre, Burton Rd, Kendal, LA9 7HX. Sat/Sun 10-5.

Jan 31 - BRISTOL - Bristol 'O' Gauge Group Exhibition University of the West of England (UWE Bristol), Conference & Exhibition Centre, Filton Road, Bristol, BS34 8QZ. Sunday 10 - 4.

Feb 13 NEWBURY MODEL RAIL SHOW St. Bartholomews School, Andover Rd, Newbury, Berks RG14 6JP 10 - 4.30pm. 13 Layouts - Free Parking. Close to Newbury Railway Station.

Feb 14 - MANCHESTER ALSRM NORTH 'O' Gauge Show, Woodhouse Park Lifestyle Centre, Portway, Wythenshawe, Manchester, M22 1QW Sun 10 - 4pm Free Parking - Test Track, 16 layouts.

Feb 20 - TONBRIDGE Model Railway Exhibition, The Angel Centre, Tonbridge, Kent, TN9 1SF, Sat 10 - 5pm. www.tonbridgemrc.com

Feb 19/20/21 - BRIGHTON Model World 2015 Brighton Centre, Kings Rd, Brighton, BN1 2GR 10-5pm. **We are in our Normal Position in the EAST WING - Beat the queues! - enter via the Pay Desk at East Wing**

Feb 26/27/28 - GLASGOW Model Rail Scotland 50th Anniversary Show, Scottish Exhibition Centre, Glasgow, G3 8YW. Fri 10.30 - 6, Sat 9.30 - 6, Sun 9.30 - 5. Coming to Glasgow? Why not try Saturday or Sunday? The show is less busy see more of the layouts AND a lot easier to get to our stand!!!

Mar 5 - KETTERING Gauge 'O' Guild Spring Show, Kettering Leisure Village, Thurston Drive, Kettering, NN15 6PB. Sat 10 - 4.00.

Mar 5/6 - PRESTON Preston & District Model Railway Exhibition, Sports Hall, Preston College, St Vincents Road, Fullwood, Preston, Lancashire, PR2 8UR. Sat/Sun 10 - 5pm.

Mar 12/13 - HUNTINGDON East Anglian Model Railway Exhibition, The Britten Arena, Wood Green Animal Charity Centre, Huntingdon, PE29 2NH Sat 10 - 5, Sun 10 - 4 *FREE Parking*

Mar 12/13 - NOTTINGHAM East Midlands Model Railway Exhibition Hadden Park High School, Harvey Road, Bilborough, Nottingham, NG8 3BB. **Plenty of FREE Parking.** Sat 9.30 - 5.30, Sun 10 - 5.00.

Mar 12/13 - BASINGSTOKE Model Railway Exhibition, Aldworth Science College (formerly The Richard Aldworth School), Western Way, Basingstoke, RG22 6HA Saturday 10 - 5, Sunday 10 - 4.

Mar 19 - ABINGDON ABRAIL 2016 Model Railway Exhibition, White Horse Leisure & Tennis Centre, Audlett Drive, Abingdon, Oxon, OX14 3PJ. Saturday 10 - 5pm. *Note CHANGE of DATE*

Mar 20 - STAFFORD G Scale Society Show, Stafford County Showground, Weston Rd, Stafford, ST18 0BD. *FREE Parking* Sunday 10 - 5. *Features Normal Squires Stand for all Scales*

Mar 26 - 28 - YORK Model Railway Show, The Knavesmire Stand, Racecourse Road York. Y023 1EX. Saturday/Sunday 10 - 5, Monday 10 - 4.30.

Mar 26 - 28 - YORK Model Railway Show, The Knavesmire Stand, Racecourse Road York. Y023 1EX. Sat/Sun 10 - 5, Monday 10 - 4.30. **Advance Tickets Now Available from Squires** T & C's Apply**

April 2 - NORWICH Model Railway Exhibition, Hellesdon High School, Norwich NR6 5SB. Sat 10 - 4.30pm.

April 9/10 - HORSHAM Crawley MRS Model Railway Exhibition, Tanbridge House School, Farthings Hill, Guildford Road, Horsham, RH12 1SR. Saturday 10-5, Sunday 10-4.30. **PLENTRY OF FREE PARKING**

April 16 - NEWPORT - NEWGOG South Wales Show 'O' Gauge Show, Lysaghts Institute Building, Ork Road, Newport, NP19 0RA. 10am - 4.30pm

April 23 LEIGH O SCALE NORTHWEST Leigh Sports Village, Sale Way, Leigh, Lancs WN7 4JY 10 - 4.30.

May 7 - READING The Association of Larger Scale Railway Modellers Trade Show and Exhibition, Rivermead Leisure Centre, Reading. RG1 8EQ. Sat 10 - 4.30.

May 14 - PORTSMOUTH Victory Model Railway Exhibition, Admiral Lord Nelson School, Dundas Lane, Portsmouth, PO3 5XT. Saturday 10 - 4.

May 21 BOGNOR REGIS South Downs 7mm NGA Group SWING M/Railway Exhibition, Felpham Community College, Felpham Way, Bognor Regis, PO22 8EL. 10-4.30. New Venue www.swing.model-railway.org.uk.

May 21/22 - MIDDLESBOROUGH Model Rail Exhibition, Settlement Community Centre, Union Street, Middlesbrough, TS1 5NQ. Sat/Sun 10 - 5.

May 28/29 - GLASGOW 'O' Gauge Model Railway Ex, Pollokshaws Burgh Hall, Pollokshaws Road, Glasgow, G43 1NE. Sat 10 - 4, Sun 11 - 4. *Free Parking** - **Close to Railway Station** - **NOTE Change of Date**

Jun 4 - DONCASTER Gauge 'O' Guild Summer Show, The Dome Leisure Centre, Doncaster Lakeside, Bawtry Road, Doncaster, South Yorkshire, DN4 7PD. Sat 10 - 4.00. **NOTE - New Venue & New Date**

Aug 13 - BEXHILL Model Railway Exhibition, St. Richards Catholic College, Ashdown Road, Bexhill-on-Sea, East Sussex, TN40 1SE Sat 10 - 5pm

Sept 3/4 - TELFORD GUILDEX 2016, O Gauge Exhibition and Trade Show, The Telford Exhibition Centre, St. Quentin Gate, Telford, TF3 4JH, Saturday 10 - 5, Sunday 10 - 4. Coming to Telford??? - Why not try Sunday??? - the show is less busy - see more of the layouts AND a lot easier to get to our stand!!! :-)

Sept 24/25 - HALIFAX Model Railway Exhib, North Bridge Leisure Centre, Halifax, HX1 1XH. Sat/ Sun 10 - 5.

Oct 1/2 - PORTSMOUTH Fareham & District Model Railway Exhibition, Fareham Leisure Centre, Park Lane, Fareham, Hampshire, PO16 7JU. Saturday 10-5.30, Sunday 10.00 - 16.30. ***50th Anniversary***

Oct 8/9 - ALDERSHOT Farnham Model Railway Club Exhibition, Connaught Leisure Centre, Tongham Road, Aldershot, Hants. GU12 4AS. Sat 10-5, Sun 10 - 4.30

Oct 29/30 - HAZEL GROVE STOCKPORT Hazel Grove & District Model Railway Society Exhibition, Hazel Grove Recreation Centre, Jacksons Lane, Hazel Grove, Stockport, Cheshire, SK7 5JX Sat 10 - 5, Sun 10-4. **50th Anniversary - larger show with an extra hall - plenty of FREE parking** - www.hgdms.org.uk


Nov 5 - HIGH WYCOMBE - WYCRAIL 16 Model Railway Exhibition, Cressex Community School, Cressex Road, High Wycombe Bucks HP12 4UD. Saturday 10 - 5

Nov 12/13 - TELFORD IPMS SCALE MODEL WORLD 2016 The Telford Exhibition Centre, St. Quentin Gate, Telford, TF3 4JH, Sat 10 - 6, Sun 10 - 4.00 Free Entry for IPMS Members.

New Tools Shop Extension Opening Soon.

New Printed Mail Order Catalogue to be published soon - reserve your copy now. Exhibition Invitations always welcomed.

STAFFORD MODEL RAILWAY EXHIBITION



2016

**FREE BUS SERVICE
FROM RAILWAY
STATION
TIMETABLE ON WEBSITE**

Saturday 6th Feb
(10am to 5pm)

Sunday 7th Feb
(10am to 4.30pm)

Stafford County Showground

ST18 0BD - Situated on the A518, 3 miles East of Stafford Town Centre

Adults £9

Accompanied Children just £1

**For a full list of layouts, traders
and demonstrators - see our website**

Extended FREE Parking

www.staffordrailwaycircle.org.uk/exhibition



20TH JANUARY

Hoddesdon Toy & Train Fair Sheredes School, Cock Lane, Hoddesdon, Hertfordshire EN11 9JY
Wednesday: 1900 - 2100
Prices: £1.00 adult
Tel: 07866 641215

23RD JANUARY

SRP Toy Fairs - Henfield Henfield Hall, Henfield, West Sussex BN5 9DB
Saturday: 1000 - 1400
Prices: £2.00 adult
Tel: 01322 662729 / 07739 998012
Web: www.srptoyfairs1.co.uk

24TH JANUARY

SRP Toy Fairs - Midhurst The Grange, Bepton Road, Midhurst, GU29 9HG
Sunday: 1000 - 1400
Prices: £2.00 adult
Tel: 01322 662729 / 07739 998012
Web: www.srptoyfairs1.co.uk

26TH JANUARY

SRP Toy Fairs - Tonbridge Angel Centre, Angel Lane, Tonbridge, Kent TN9 1SF
Tuesday: 1800 - 2000
Prices: £1.50 adult
Tel: 0773 9998012 / 01322 662729
Web: www.srptoyfairs1.co.uk

30TH JANUARY

Tony Oakes Fairs - Chester The Cheshire County Sports Club, Plas Newton Lane, Upton CH2 1PR
Saturday: 1000 - 1500
Prices: £2.00 adult
Tel: 01270 652773

31ST JANUARY

SRP Toy Fairs - Colchester Marks Tey Parish Hall, Old London Road, Marks Tey, Colchester CO6 1EN
Sunday: 1000 - 1400
Prices: £2.00 adult
Tel: 0773 9998012 / 01322 662729
Web: www.srptoyfairs1.co.uk

4TH FEBRUARY

Theydon Bois Toy & Train Fair Theydon Bois Village Hall, Coppice Row (B172), Theydon Bois, Essex CM16 7ER
Thursday: 1900 - 2100
Prices: £1.00 adult
Tel: 07866 641215

6TH FEBRUARY

Tony Oakes Fairs - Stoke-on-Trent Fenton Community Centre, Manor Street, Fenton, Stoke on Trent ST4 2PT
Saturday: 1030 - 1400
Prices: £1.00 adult
Tel: 01270 652773

7TH FEBRUARY

Tony Oakes Fairs - Kidderminster Gilt Edge Leisure Centre, Zortech Avenue, Kidderminster, Worcestershire DY11 7DY
Sunday: 1030 - 1400
Prices: £1.50 adult
Tel: 01270 652773

Barry Stockton Fairs - Haydock Park Haydock Park Racecourse, Exhibition Centre, Haydock Park, Merseyside WA12 0HQ
Sunday: 1030 - 1500
Prices: £2.00 adult, £0.50 child
Tel: 0151 334 3362
Web: www.barrystocktonfairs.co.uk

J & J Fairs Ltd - Lincolnshire The Exhibition Centre, Lincolnshire Showground, Lincoln, Lincolnshire LN2 2NA

MEETINGS & TALKS

7TH JANUARY

Lutterworth Railway Society - Illustrated Talk Cutting Edge United Reformed Church, George Street, Lutterworth LE17 4EF
Thursday: 1930
Tel: 01455 203307
Web: www.lutterworthrailwaysociety.co.uk

11TH JANUARY

Southern Electric Group - Sussex Meeting Southwick Community Centre, BN42 4TE
Monday: 1930 - 2200

13TH JANUARY

North London Railway Historical Society Meeting - London Railway Memories Keen House, 4 Calshot Street, London N1 9DA
Wednesday: 1400
Prices: £3.00 adult
Tel: 01235 511044

18TH JANUARY

Plymouth Railway Circle - Steven Andrews "The Classic Traction Review of 2015" St Edwards Church Hall, Home Park Avenue, Peverell, Plymouth, Devon PL3 4PG
Monday: 1930
Prices: £2.00 adult
Tel: 01752 791977

21ST JANUARY

Lutterworth Railway Society - Illustrated Talk - Going For Scrap United Reformed Church, George Street, Lutterworth LE17 4EF
Thursday: 1930
Tel: 01455 203307
Web: www.lutterworthrailwaysociety.co.uk

IRRS "What Lay Behind the 1957 GNR (1) Closures - Steve Rafferty + AGMM The Cock Tavern, 23 Phoenix Road, London NW1 1HB
Thursday: 1900
Prices: £5.00 adult
Web: www.irrs.ie

Sunday: 1000 - 1430
Prices: £2.50 adult, £1.50 child, £2.00 OAP
Tel: 01522 880383
Web: www.j-jwebbttoyfairs.com

SRP Toy Fair - Worthing Charmandean Centre, Forest Road, Worthing BN14 9HS
Sunday: 1000 - 1400
Prices: £2.00 adult
Tel: 0773 9998012 / 01322 662729
Web: www.srptoyfairs1.co.uk

14TH FEBRUARY

SRP Toy Fairs - Orpington Crofton Halls, Station Road, Orpington, Kent BR6 8PR
Sunday: 1000 - 1400
Prices: £2.00 adult
Tel: 07711 357567
Web: www.srptoyfairs1.co.uk

21ST FEBRUARY

Tony Oakes Fairs - Reading Vintage Toyfair & Exhibition Rivermead Leisure Centre, Richfield Avenue, Reading, Berkshire RG1 8EQ
Sunday: 1030 - 1530
Prices: £3.50 adult
Tel: 01270 652773

25TH JANUARY

Nantwich & Market Drayton Railway Society - Hist. Gloucs & Warks Railway King's Head Inn, Shrewsbury Road, Market Drayton TF9 3EH
Monday: 2000

1ST FEBRUARY

Plymouth Railway Circle "The Railways of France, Ireland & Albania." St Edwards Church Hall, Home Park Avenue, Peverell, Plymouth, PL3 4PG
Monday: 1930
Prices: £2.00 adult
Tel: 01752 651014

Mirfield Railway Enthu. Society -

Barry Laycock Navigation Tavern, Station Road, Mirfield, West Yorkshire WF14 8NL
Monday: 1930

2ND FEBRUARY

The Enfield Transport Circle - Roger Elkin "Trams of the UK & Europe" First Floor Meeting Room, The Drill Hall Sports Club, Old Park Avenue, Enfield, EN2 6PJ
Tuesday: 2000 - 2230
Prices: £3.00 adult
Tel: 020 8363 0697

Southern Electric Group - South Hants

Meetings Eastleigh Railway Institute, Romsey Road
Tuesday: 1930

Prices: £3.00 adult
Tel: 023 8067 0028
Web: www.southernelectric.org.uk

4TH FEBRUARY

Lutterworth Railway Society - Illustrated Talk - Andy Moyes United Reformed Church, George Street, Lutterworth LE17 4EF
Thursday: 1930
Tel: 01455 203307
Web: www.lutterworthrailwaysociety.co.uk

SRP Toy Fairs - Rayleigh Swayne Park School, Sir Walter Rayleigh Drive, Rayleigh, Essex SS6 9BZ
Sunday: 1000 - 1400
Prices: £2.00 adult
Tel: 0773 9998012 / 01322 662729
Web: www.srptoyfairs1.co.uk

27TH FEBRUARY

Gateshead International Stadium - Toy & Train Fair Gateshead International Stadium, Neilson Road, (off the Felling bypass), Gateshead, Tyne and Wear NE10 0EF
Saturday: 1000 - 1500
Prices: £3.00 adult, £2.00 child, £2.00 OAP, £2.00 concessions
Tel: 0750 359955

SRP Toy Fairs - Crowborough

Crowborough Community Centre, Pine Grove, Crowborough, East Sussex TN6 1FE
Saturday: 1000 - 1400
Prices: £2.00 adult
Tel: 01322 662729 / 07739 998012
Web: www.srptoyfairs1.co.uk

28TH FEBRUARY

J & J Fairs Ltd - Huntingdon Wood

8TH FEBRUARY

Southern Electric Group Sussex Branch - Annual General Meeting etc Southwick Community Centre, BN42 4TE
Monda: 1930 - 2200

15TH FEBRUARY

Plymouth Railway Circle "Somerset & Dorset Steam Memories on Film St Edwards Church Hall, Home Park Avenue, Peverell, Plymouth, Devon PL3 4PG
Monday: 1930
Prices: £2.00 adult
Tel: 01752 651014

18TH FEBRUARY

Lutterworth Railway Society - David Holton Illustrated Talk United Reformed Church, George Street, Lutterworth LE17 4EF
Thursday: 1930
Tel: 01455 203307
Web: www.lutterworthrailwaysociety.co.uk

IRRS "Planning Ireland's Rail Network at the Beginning" - Dr D O'Dwyer The Cock Tavern, 23 Phoenix Road, London NW1 1HB
Thursday: 1900
Prices: £5.00 adult
Web: www.irrs.ie

29TH FEBRUARY

Nantwich & Market Drayton Railway Society - Railways of the Swiss Alps King's Head Inn, Shrewsbury Road, Market Drayton TF9 3EH
Monday: 2000

Plymouth Railway Circle "Winnen's Wandering Ways" St Edwards Church Hall, Home Park Avenue, Peverell, Plymouth, Devon PL3 4PG
Monday: 1930
Prices: £2.00 adult
Tel: 01752 651014

Green Animal Charity Centre, The Brittain Arena, King's Bush Farm, Huntingdon, Cambridgeshire PE29 2NH
Sunday: 1000 - 1430
Prices: £3.00 adult, £2.00 child, £2.50 OAP
Tel: 01522 880383
Web: www.j-jwebbttoyfairs.com

SRP Toy Fairs - Here Bay The Kings Hall, The Beacon Hill, Herne Bay, Kent CT6 5BA
Sunday: 1000 - 1400
Prices: £2.00 adult
Tel: 0773 9998012 / 01322 662729
Web: www.srptoyfairs1.co.uk


OTHER EVENTS

18TH FEBRUARY

Southwark Model Railway Club Training Sessions St Phillip and St Marks Church Hall, Avondale Square off Old Kent Road, Bermondsey SE1 5PD
Tel: 02077 329675
Web: www.southwarkmrc.wordpress.com

50th Anniversary Show
Model Rail Scotland
 The Association of Model Railway Societies in Scotland
SECC Glasgow 2016
 Fri 26th, Sat 27th and Sun 28th February

50+ LAYOUTS FREE EXHIBITION GUIDE 150 EXHIBITOR STANDS
 GAUGE SOCIETIES DEMONSTRATIONS



Admission Prices: (at the door): Adult £12 + Guide FOC Child £6
 Family (2+2x1 day) £27 + Guide FOC.
 Advance Ticket Prices: Adult £11 + Guide FOC Child £5 Family (2+2x1 day) £26 + Guide FOC.
 Advance ticket holder can enter 30 minutes prior to official opening times.
 Tickets may be bought at the show or in advance by visiting our website www.modelrail-scotland.co.uk.
 To purchase advance tickets by post, please forward a cheque or postal order made payable to 'AMRSS' together with a self addressed stamped envelope, to arrive no later than 15th February 2016.
 AMRSS, PO Box 9117, Shotts, ML7 9AF.

RAILWAY MODELLER
 PECO
 CONTINENTAL MODELLER
 BACHMANN EUROPE PIC
 HORNBLY

THE DIESEL & ELECTRIC SHOW

THE BEST OF DIESEL ERA MODELLING
 SPONSORED BY BACHMANN EUROPE PIC

BRAND-NEW SHOW!

- Fantastic display of layouts including Portchullin, Roundtrees Sidings & New Bryford
- Trade stands, exhibitors and detailers
- FREE colour programme
- Modern and accessible venue with excellent facilities
- Café and seating area
- Demonstrations
- Clubs and societies
- 1 mile away from Telford Central Rail Station
- Free mini-bus shuttle from Telford Central Railway Station
- Ample parking within close proximity

FEBRUARY 20-21, 2016

The International Centre,
 Telford, Shropshire TF3 4JH
 Doors open 10am-4.45pm



SAVE OVER
25%
 BY BUYING
 IN ADVANCE!

ADVANCE TICKETS ON SALE NOW!

£7.50 EACH

VISIT: www.dieselandelectricshow.co.uk
 OR CALL: 01507 529529



THE MIDLANDS GARDEN RAIL SHOW

AN EXHIBITION FOR THE BIGGER GAUGES

LARGE SCALE MODEL RAIL

O GAUGE, G SCALE, GAUGE 1, 16MM & MORE...



The Midlands Garden Rail Show – Packed with Action!

**Saturday 12th
 & Sunday 13th
 March 2016**
 10.00am - 4.00pm Daily

**Warwickshire
 Exhibition Centre**

Fosse Way, Nr. Leamington Spa, CV31 1XN
 On the Junction of A425/B4455

The Show for the larger scales:
 O Gauge, G Scale, Gauge 1,
 16mm and more...



Specialist Stands

See the leading suppliers to help you create your dream garden railway including locomotives, rolling stock, track and accessories.

See up to 15 showcase layouts and displays from across the eras.

Inspiration for planning your garden railway - see live steam, gas and coal fired locomotives.

BOOK YOUR TICKETS NOW

ADMISSION PRICES	ONLINE TICKETS*	FULL PRICE TICKETS**
Adult	£7.50	£8.50
Senior Citizen	£6.50	£7.50
Child (5-14)	£2.00	£3.00
Children under 5 FREE		

GROUP DISCOUNTS:
 10+ enter code GRP10 on website.



* Tickets are available via our website at discounted prices.

** Full price tickets are available on the day from the ticket office or by phone before 4th March 2016.

Full restaurant facilities
 FREE car parking for over 2,000 cars

@MeridienneEx
 Follow us on Twitter

Join us on facebook
 Meridienne Exhibitions LTD

www.largescalemodelrail.co.uk

Organised by Meridienne Exhibitions Ltd



Alton Model Railway Group *presents* **FEBEX 2016 MODEL RAILWAY EXHIBITION**

February 6th and 7th 2016
Sat. 10.30-5.00 Sun. 10.30-4.00

**Eggars School, Alton,
Hampshire, GU34 4EQ**

Many layouts and traders

Special for 2016 'Setting the Scene'

This year there will be special demonstration sessions showing how to construct, texture, and detail a wide range of scenery, from the mountains of the Rockies, to the farmlands of the South Downs.

Reasonably priced refreshments available

Adults £4.50. Accompanied children under 16 free.

Further details at

www.altonmrg.co.uk/febex

LORD AND BUTLER

Sponsor

A MODEL RAILWAY SHOW - CARDIFF

Saturday 23rd January 2016 10:00am - 4:00pm



12+ Layouts!

Scout Association Headquarters Fields Park Road Cardiff CF11 9HX
Admission:- £3.50 adults
Under 14s free

Refreshments Free parking
& Public Transport links

The Old Warehouse
The Pumping Station
Penarth Rd Cardiff CF11 8TT
029 2066 7225



OPEN 7 DAYS A WEEK

Monday to Saturday 10 - 5.30
Sunday 2 - 5.30

www.lordandbutler.com

Phone: 01508 528488 Fax: 01508 528094



SERVICES www.ahbservices.co.uk

*Manufacturers of quality model railway components
Family run business with over 25 years experience*

- 4mm & 7mm scale turned brass handrail knobs - short, medium and long £4.50 x25 inc P&P
- 4mm & 7mm scale turned brass door dart handle & spigot - 20 handles & 10 spigots £4.75 inc P&P
- 12BA turned steel crank pin nuts £5.75 x20 inc P&P
- Turned brass pin point bearings £2.40 x40 inc P&P
- Turned brass shim washers, 2mm or 1/8inch bore x 0.25mm, 0.5mm and 1mm thick £3.00 x25 inc P&P
- 4mm & 7mm scale precision ground back to back wheel gauges £3.40 each inc P&P
- 4mm scale turned brass pin point bearings - standard, wasted, flangeless £2.40 x40 inc P&P

Many other items. Discounts given for bulk quantities.

Also metals stocked - brass, mild & stainless steels, aluminium round bars.

**UNIT 6, LANGLEY ROAD TRADING ESTATE,
CHEDGRAVE, NORFOLK, NR14 6HD**



BRISTOL 7mm EXHIBITION

Premier South West Gauge O Guild Event

SQUIRES
Model & Craft Tools

in association
with

**PECO & RAILWAY
MODELLER**

Supporting
children's hospice
SOUTH WEST
Registered Charity No. 1003314



Sunday 31st January 2016 10.00am - 4.00pm

A Modelling Show- Organised by Modellers- for Modellers

VENUE AT U.W.E. EXHIBITION CENTRE BRISTOL, BS34 8QZ

FREE R.T.R. LOCO

*Choice of Two
(to one lucky paying visitor)*

* **WARM INDOOR QUEUING**

*Doors open 9am
FOR TOILETS, SEATING
& REFRESHMENTS,*

* **GAUGE O GUILD VILLAGE**

** 60+ TRADE STANDS*

** LAYOUTS*

** TEST TRACKS*

** BRING & BUY*

* **EXECUTOR & TRUSTEE STAND**

** TOP DEMONSTRATORS*

** SOCIETIES*

** SEATED SOCIAL AREA*

** WHEELCHAIR ACCESS*

* **CHILDREN'S HOSPICE SOUTH WEST**

Win

TOWER MODELS Gift Vouchers

Special Limited Edition

R.T.R. Dapol Wagon

ADVANCE TICKETS HOLDERS ONLY

Save travelling costs- buy

"Carbon Footprint 4 in a Car"

Advance Tickets

via web site only

or Telford & Dec Reading Shows

Tickets £7.00 each by 15 Jan 2016

Visit: www.bogg7mmexhibition.com for all details of the Exhibition

SOUTHAMPTON Model Railway Exhibition 2016



CASTERBRIDGE: O gauge layout by Southampton MRS
Photograph © Trevor Jones, Hobby Magazine

**30th & 31st
JANUARY**

Saturday
10.00am to 5.00pm

Sunday
10.00am to 4.30pm

Barton Peveril College, Chestnut Avenue, EASTLEIGH

For SatNav use - SO50 5BX. Follow AA signage from the end of the motorway, either Junction 5 of M27 or Junction 13 of M3.

More than **20 quality LAYOUTS**, including some to commemorate **50 years** since the closure of the **Somerset & Dorset Joint Railway**.



With well-known **TRADERS** from around the country.

ADMISSION:

(with **FREE** guide while stocks last!)

Adults:	£ 7.00
Children (5-15):	£ 3.00
Family (2+2):	£17.00

Information from **SPECIALIST SOCIETIES** on both scale & full-size railway matters

**Skilled
DEMONSTRATORS**
to show you how



**HOT & COLD
REFRESHMENTS**
available



For further details about the 2016 Exhibition, please visit our website:

www.southamptonmodelrailwaysociety.wordpress.com



ELEVATION THROUGH INNOVATION

NELEVATION

Designed and made in England

The revolutionary new Fiddle Yard

- Store up to 20 realistic length N Gauge trains
- Keep your trains in a safe, dust free environment
- Display your collection while operating your layout
- Independent control of two running lines
- End to end operation or tail chasers
- Operate multiple level layouts
- Electronically controlled. DC/DCC compatible
- Plug and Play. No soldering!
- Simple to install and fun to use
- Interchangeable. Move from layout to layout
- Customisable graphics and colour options
- Compatible with UK, US and European outline
- Save space. Save time. Save Money!

Now available in 00 gauge!



A Fiddle Yard for life!

Facebook : Nelevation

Twitter: @Nelevation

e mail: info@Nelevation.com

www.Nelevation.com

Tel. 01487 825317

see us at

Model Rail Scotland

Fri 26th, Sat 27th and Sun 28th February 2016

4 TRACK MODELS

Quality laser-cut kits with extraordinary detail



check your
local retailer
for stock

Ultimate realism from:
4GROUND
TRACKS AND WATERWAYS

UK
Manufactured

www.4trackmodels.co.uk

Tel: 01264 541 007 Email: sales@4trackmodels.co.uk



HORNBY

TELEPHONE: 01244 400930

CHESTER MODEL CENTRE

71 - 73 BRIDGE STREET ROW (East) CH1 1NW

GC WEATHERING

"It's the little things we do"

OPEN 7 DAYS A WEEK Mon - Saturday 10:00am - 17:30pm Sunday 11:00am -17:00pm**From GC Weathering exclusively for Chester Model Centre****Complete respray and custom weathered finish including driver and detailed front end.
Brand new loco (ex R2692 Oystermouth). Order now for £175 including post and packing.**The Model Shop For The North West and North Wales - www.chestermodelcentre.com

MegaPoints Controllers

Awesome layout control system

Includes semaphore
bounce - see web
for details

MegaPoints Servo Controller features:-

- Control up to 12 points, semaphores or relays!
- Can be used for gates, uncouplers, barriers, doors etc.
- Simple setup – programming buttons on the main board!
- Variable speed control and reversing.
- Built in memories for quick route setup!
- All connections via plugs (supplied), no soldering needed.
- Uses industry standard servos costing as little as £1.50 each!
- Amazing semaphore bounce realism - physics modelled and random, each bounce is subtly different!
- Works with analogue, DCC, steam, any gauge.

Also available:-

DCC Module

- Control a single board or your whole layout.

MultiPanel controller

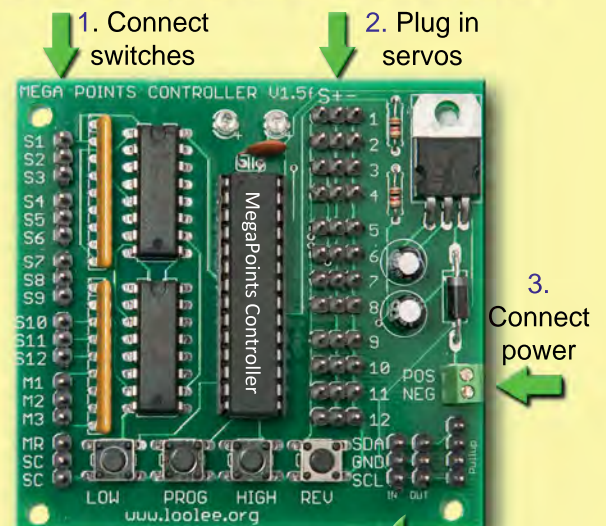
- One cable easy wiring for your mimic panels.

Routing processor

- One touch setup of your entire layout.

No computer required, it becomes part of your layout.

Use your Arduino or Raspberry Pi to control,
see web site for code examples and videos



4. Start using!

Web: www.loolee.org - British designed and built!

Rev: 15-23

Jennings

Hobby, Model & Toy Specialist

www.jennings-models.com

MAIL ORDER OFFICE Jennings (Mail Order)

Tel: 020-8882-7679 • Fax: 020-8886-2631 • mail@jennings-models.com

Post & Packing: £5-50 • Over Seas at cost



POSTAL ORDERS - CHEQUE

DAPOL 'N' GAUGE LOCOS

DaWd103b	Cls 58 023 Ews Large Logo Red Stripe Rf Gry	£104.95
DaWd103d	Cls 58 Ews 58037	£104.95
DaWd028	Cls 66 Ews Red/Gold	£69.99
DaWd049	Cls 66 --- Freightliner	£69.99
DaWd126	Cls 66 250 Non Powered Ews	£24.95
DaWd085a	Cls 66 585 Dummy Low Emission	£24.99
DaWd038	Cls 66 703 Gbrf Doncaster Pab	£69.99
DaWd040	Cls 66 716 Gbrf Nene Valley	£69.99
DaWd044	Cls 66 716 Gbrf Willensden Train Care	£69.99
DaWd102	Cls 66 725 Gbrf Sunderland	£69.99
DaWd066a	Cls 66 Ewst (Euro)	£69.99
DaWd125	Cls 66 Fastline 66305	£84.50
DaWd112a	Cls 73 129 City Of Winchester Nse	£59.95
DaWd008	Cls 73 73 Br Blue Large Logo	£59.95
DaWd022b	Cls 73 Duth 73110	£59.99
DaWd005	Cls 73 Ews No 73131	£59.95
DaWd007	Cls 73 Intercity Executive	£59.95
DaWd021a	Cls 73 Mainline Blue 73114	£59.99
DaWd006	Cls 73 South West No 73109	£59.95
DaWd114f	Cls 153 52320 Arriva Trains Wales	£104.95
DaWd114b	Cls 153 Motorised Regional Railways 153377	£104.95
DaWd098a	Cls 156 198 2 Car Arriva Northern Spirit	£114.95
DaWd098B	Cls 156 489 2 Car North Spirit Dummy Arriva	£24.95
DaWd098C	Cls 156 484 Northern Rail Settle & Carlisle	£119.95
DaWd063e	Cls 220 Virgin Voyager 4 Car Dmu	£110.00
DaWd087c	Super Voyager Cross Country Coach	£13.99
DaWd024	2-6-2 45Xs Prairie British Railways	£59.99
DaWd079d	4-6-0 B17 Lner Barmley Apple Green 2869	£39.95
DaWd013	2-6-2 45Xs Prairie Br Unlined Green Early	£59.99
DaWd014	2-6-2 45Xs Prairie Unlined Great Western Grm	£59.99
DaWd023	2-6-2 45Xs Prairie Gwr	£59.99
DaWd035	2-6-2 45Xs Prairie B R 4565 Lined Grm L/Crest	£59.99
DaWd048a	2-6-2 45Xs Prairie Slope Tank Early Crest	£59.99
DaWd105	45Xs Slope Tank Br Late Crest 5532	£44.95
DaWd062b	2-6-2 2T Lms No 1205	£62.99
DaWd090e	2-10-0 9F Br Black 92050 L/Crest Single Chim	£39.99
DaWd090f	2-10-0 9F Br Black 92100 E/Crest Single Chim	£39.99
DaWd090g	2-10-0 9F Br Black 92208 L/Crest Double Chim	£39.99
DaWd099a	Class 86 Electric 85229 Virgin Trains	£104.95
DaWd099b	Class 86 Intercity 86213	£104.95
DaWd099d	Class 86 86425 R.e.s.	£104.95

COACHES

DaWd089a	Mk 3 Dvt Virgin 82106	£24.95
DaWd089c	Mk 3 Dvt Intercity 82116	£24.95
DaWd014	Autocoach Br Maroon No 188	£13.99
DaWd021b	Collett Second Car/Cre	£13.99
DaWd026	Autocoach Br Crimson/Cream No 190W	£13.99
DaWd027a	Collett Composite Br Maroon W7019	£13.99
DaWd028b	Collett 2Nd Cls Coach Br Maroon W1138	£13.99
DaWd029a	Collett Brake Coach Br Maroon W1	£13.99
DaWd030b	Gresley Coach Maroon	£23.99
DaWd031a	Gresley Coach Maroon 2Nd	£23.99
DaWd040b	Light Yellow Bar For Collett Coaches	£5.95
DaWd041	Collett Coach Gwr Crest Composite 7052	£13.99
DaWd050b	Mk 3 Coach Intercity 1ST Class With Buffers	£19.95
DaWd051b	Mk 3 Coach Intercity 2Nd Class No Buffers	£19.95
DaWd052b	Mk 3 Coach Intercity 2Nd Class With Buffers	£19.95
DaWd053b	Mk 3 Coach Intercity 3Nd Class No Buffers	£19.95
DaWd053a	Mk 3 Intercity 2Nd Class No Buffers (Hst)	£19.95
DaWd059a	Gresley Coach Crimson Cream 1St #11023	£19.95
DaWd061b	Gresley Coach Crimson Cream Buffet #9128	£19.95
DaWd068a	Mk 3 Coach Blue/Grey 2Nd Class Mr Inter-City	£19.95

FREIGHT STOCK

DaWb005	Lnrw Gunpowder Van	£6.99
DaWb010	North British Gunpowder	£6.99
DaWb013	Cct - Br Southern Region S2394s	£12.99
DaWb017	Gunpowder Van Lswr	£5.99
DaWb018	Gpv - Ferrocrete	£5.99
DaWb025	7 Plank Hartnell	£6.99
DaWb026	7 Plank Wigan Coal	£6.99
DaWb027	6 Wheel Milk Tanker United Dairies	£12.99
DaWb028	6 Wheel Milk Tanker Express Dairy	£12.99
DaWb029	Dogfish Ballast Wagon Grey	£10.25
DaWb033	Dogfish Hopper Bauxite 993 --- Rusty	£10.25
DaWb034	7 Plank Wagon Blue Merthyr Cardiff Bk	£6.99
DaWb035	Gw Power Van Blue Circle Cement Yellow	£6.99
DaWb048	Ferry Wagon Silver	£16.99
DaWb052b	Shirebrook Breakdown Packing Adb 975402	£8.50
DaWb055	Ferry Wagon Blue Circle 27976	£16.99
DaWb065b	Ferrywagon Cargowagon 279 7 661-6	£18.26
DaWb066c	Telescopic Hord Wagon Tiphook 33700	£19.95
DaWb067k	Tesco Stobart Container	£4.95
DaWb068b	Blue Spot Express Packages E88001	£9.10
DaWb069b	Br Engineers Barrowhill Mpd Adb975417	£9.10
DaWb071	Bourne Fisher Wigan 7 Plank	£7.49
DaWb072	7 Plank Whitwood Nortonant	£7.49
DaWb073	7 Plank Matthy Main Red	£7.49
DaWb074b	Silver Bullet 33 789 8	£24.95
DaWb076b	Megafret Basic Wagon 33 68 490 9 ---	£24.95
DaWb076e	Megafret Wagon Twin Pack	£24.99
DaWb077b	45Ft High Cube Containers G.L.s (Megafret)	£4.95
DaWb077f	45' High Cube Blue Container	£4.85
DaWb083a	8 Plank Littleton Colliery Ltd	£7.10
DaWb084a	8 Plank Partington Steel & Iron Co Ltd	£7.10
DaWb085a	8 Plank Hatfield Main	£7.10
DaWb093a	8 Plank Thorncliffe Izal	£7.10
DaWb094a	Gas Co Penistone 8 Plank Wagon	£7.10
DaWb095a	Colthrop 8 Plank Wagon	£7.10
DaWb096a	Sewart & Lloyd 8 Plank Wagon	£7.10

GRAHAM FARISH LOCOS

Gf371050A	Cls 04 D2264diesel Shunter Br Green	£63.75
Gf371077	Cls 25/3 D7646 Br Two Tone Green	£84.99
Gf371076	Cls 25/3 D7667 Br Blue Weathered	£84.99
Gf371102	Cls 31 285 Railfreight	£92.25
Gf371130	Cls 33 002 Sea King Br Civil Eng (Yel/Gry Dutch)	£79.99
Gf371466	Cls 37/0 035 Br Civil Engineers	£92.95
Gf371467	Cls 37/0 239 Br Railfreight Coal Sector	£92.95
Gf371465	Cls 37/0 254 Br Blue	£92.95
Gf371451	Cls 37/0 D6707 Br Grm L/C Split Head Code Box	£92.95
Gf371159	Cls 37/4 412 'Driver John Elliot' Transrail	£89.95
Gf371151	Cls 37/4 428 'Great Scottish' Ews Maroon	£89.95
Gf371160	Cls 37/4 431 'Bulldae' Intercity	£89.95
Gf371156	Cls 37/4 D6607 Ben Cruachan Br Green	£89.95
Gf371161	Cls 37/6 Diesel 37672 Transrail	£89.95
Gf371176	Cls 40 052 Br Blue	£89.95
Gf371178	Cls 40 192 Br Blue Small Logo Centre Head Code	£89.95
Gf371175	Cls 40 D306 'Atlantic Conveyor' Br Green L/C	£89.95
Gf371177	Cls 40 D351 Br Green Centre Head Code Box	£89.95
Gf371601	Cls 42 D80-4 Warship 'Avenger' Br Blue	£99.95
Gf371481	Cls 43 125 Hst Set Cross Country	£119.99
Gf371480	Cls 43 125 Set Gnr New Livery	£119.99
Gf371200	Cls 44 008 'Penyghent' Br Blue	£89.95
Gf371201	Cls 44 D1 'Scaffell Pike' Br Green	£89.95
Gf371576	Cls 45 114 Br Blue + White Roof	£92.55
Gf371586	Cls 46 053 Br Blue	£92.55
Gf371585	Cls 46 D163 'Leic & Derbys Yeomanry' Br Green	£92.55
Gf371826	Cls 47 1764 Br TZone Gm Yel End 4 Digit H/Code	£101.75
Gf371232	Cls 47 237 Drs	£92.55
Gf371233	Cls 47 306 'The Sapper' Railfreight Distribution	£92.55
Gf371827	Cls 47 035 Br Blue Domino H/Code Full Yel End	£101.75
Gf372242	Cls 47 474 'Sir Rowland Hill' Parcels Red & Grey	£99.80
Gf371828	Cls 47 404 Br Blu Hadrian Marker Light H/Code	£101.75
Gf372420	Cls 47 535 Utm Of Leicester Br Large Logo Blue	£99.80
Gf372241	Cls 47 612 'Titan Intercity'	£99.80
Gf371226	Cls 47 832 First Great Western	£92.55
Gf371231	Cls 47 D1505 2-Tone Green Weathered	£92.55
Gf371400	Cls 52 D1023 'Western Fusilier' Br Maroon	£89.95
Gf371401	Cls 52 D1030 'Western Musketeer' Br Blue	£89.95
Gf371277	Cls 55002 'The Kings Own Yorkshire Lfantry' Br	£89.95
Gf371278	Cls 55 008 'The Green Howards' Br Blue	£89.95
Gf371275	Cls 55 D9000 'Royal Scots Grey' Br Green	£89.95
Gf371301	Cls 56 074 Kellington Col. Loadhaul Weathered	£92.55
Gf371300	Cls 56 105 Ew & S	£92.55
Gf371654	Cls 57/0 011 Drs	£95.00
Gf371653	Cls 57/6 601 Portbrook Purple	£95.00
Gf371652	Cls 57/6 602 'Restormel Castle' First Great Western	£95.00
Gf371350	Cls 60 052 'Glofa Trn' Ews	£100.30
Gf371351	Cls 60 078 Mainline Blue	£100.30
Gf371352	Cls 60 084 Cross Fell Transrail Railfreight 3 Grey	£100.30
Gf371380	Cls 66 200 'Pillarway Heritage Committee' Ews	£95.95
Gf371376	Cls 66 610 Freightliner	£95.95
Gf371392	Cls 66 775 'Sunderland Afc' Gbrf	£95.95
Gf371391	Cls 66/9 411 'Eddie The Engine' Drs/Stobart Rail	£95.95
Gf371390	Cls 66/9 952 Freightliner	£95.95
Gf371750	Cls 87 001 'Royal Scot' Virgin Trains	£94.25
Gf371776	Cls 90 004 'City Of Glasgow' Virgin Trains	£94.25
Gf371775	Cls 90 030 'Crews Locomotive Works' Ews	£94.25
Gf371800	Cls 91 911 26 'York Minister' + Dvt Trailer Gnr	£107.80
Gf371876	Cls 108 Dmu Br Blue (Two Car)	£110.00
Gf371326	Cls 150/1 Dmu 2 Car Centro Trains	£103.95
Gf371328	Cls 150/2 Dmu 2 Car Regional Railways Sprinter	£103.95
Gf371550A	Cls 158 Dmu Central Trains 2 Car	£114.95
Gf371455	Cls 158 Dmu Scot Rail 2 Car	£114.95
Gf371524	Cls 170/1 Turbostar 2 Car Dmu M Mainline	£114.25
Gf371431	Cls 170/2 2 Car Dmu Cross Country	£114.25
Gf371427	Cls 170/3 2 Car Dmu Southwest Trains	£114.25
Gf371675	Cls 220 001 'Maiden Voyager' Virgin Trains 4 Cars	£148.65
Gf371678	Cls 220 017 Virgin Cross Country 4 Car Unit	£148.65
Gf371625	Railcar Brunswick Green Wr Br (W)	£85.00
Gf371627	Railcar Gwr Br Crimson/Cream Grey Roof	£85.00
Gf371626	Railcar Gwr Shirt Button 19 Choco/Cream	£85.00
Gf371927	0-6-0 8750 Pannier Tank 4672 Br Black L/C	£62.95
Gf371929	0-6-0 8750 Pannier Tank 9753 Br Black Late Crest	£62.95
Gf371930	0-6-0 8750 Pannier Tank 3715 Gwr Green	£62.95
Gf371954	0-6-0 94Xs Pannier Tank 9402 Gwr Green	£63.95
Gf371977	2-6-2 61Xs Prairie 5153 Br Lined Green Late Crest	£76.55
Gf371979	2-6-2 61Xs Prairie Tank Gwr Green 6169	£76.55
Gf371981	2-6-2 61Xs Prairie Tank 6110 Gwr Green	£76.55
Gf372002	4-6-0 Hall Class 4965 'Road Ashton' Gwr Green	£99.99
Gf372053	0-6-0 Fowler 4F 44422 Br Black Late Crest	£85.75
Gf372127	4-6-0 Black 5 45231 Br Black Lined Late Crest	£116.50
Gf372150	2-8-0 8F 3107 Lner Black	£107.95
Gf372227	2-6-0 Crab 42765 Br Black Lined Early Lbm	£99.95
Gf372276	4-6-0 Bat 0 Brit 34064 Fighter Command Gm E/C	£99.95
Gf372377	4-6-2 A3 Merry Hamper Br Grm E/Emblem	£110.00

COACHES

Gf374002	Mk1 Open Second So Chocolate/Cream Br (W)	£19.70
Gf374004	Mk1 Open Second So Intercity	£19.70
Gf374025A	Mk1 Bg Full Brake Newspapers Br Blue/Grey	£16.40
Gf374032A	Mk1 Lne Full Brake Res Red/Grey	£16.40
Gf374052C	Mk1 Corridor Second Sk Chocolate/Crm Br (W)	£19.70
Gf374054A	Mk1 Corridor Second Sk Intercity	£19.70
Gf374077B	Mk1 Corri Brake Compo Bsk Br(W) Choc/Crm	£19.70
Gf374101A	Mk1 Mini Buffet Rmb Choc/Cream Br (W)	£19.70
Gf374127A	Mk1 Guv Gen Utility Van Rail Express Red	£19.70
Gf374152	Mk1 First Corridor Fk Br Fk Choc/Cream (W)	£16.40
Gf374154	Mk1 First Corridor Fk Intercity	£16.40
Gf374155	Mk1 First Corridor Fk Regional Railways	£16.40

Gf374177	Mk1 Corri Brake Second Bsk Br Choc/Crm (W)	£16.40
Gf374179	Mk1 Corridor Brake Second Bsk Intercity	£16.40
Gf374180	Mk1 Corridor Brake 2Nd Bsk Regional Railways	£16.40
Gf374201	Mk1 Fp Pullman Parlour 1St Reverse Blue/Grey	£21.65
Gf374231	Mk1 Sk Pullman Kitchen 2Nd Reverse Blue/Grey	£21.65
Gf374241	Mk1 Bsp Pullman Bar Car 2Nd Br Blue / Grey	£21.65
Gf374252	Mk1 Ck Composite Chocolate/Cream Br(W)	£19.70
Gf374270	Mk1 57' Suburban Coach Crimson Br (W)	£16.80
Gf374271	Mk1 57' Suburban Coach Maroon Br (M)	£16.80
Gf374275	Mk1 57' Suburban Coach Maroon Br(W) 6680	£16.80
Gf374277	Mk1 57' Suburban Coach Crimson Br(M) 11497	£16.80
Gf374278	Mk1 57' Suburban Coach Crimson Br(M) 16751	£16.80
Gf374280	Mk1 57' Suburban Composite Crimson Br (W)	£16.80
Gf374281	Mk1 57' Suburban Composite Maroon Br (M)	£16.80
Gf374290	Mk1 57' Suburban Open 2Nd Crimson Br (W)	£16.80
Gf374291	Mk1 57' Suburban Open 2Nd Coach Br Maroon	£16.80
Gf374325A	Mk3 75' Ts 'Midland Mainline' New Livery	£16.40
Gf374350A	Mk3 75' Tl Midland Mainline New Livery	£16.40
Gf374351	Mk3 75' T1st Great Western (Barbie) 41005	£16.40
Gf374400	Mk3 75' Tgs Mid Mainline Old Livery 44041	£16.40
Gf374400A	Mk3 75' Tgs Midland Mainline New Livery 44041	£16.40
Gf374475	Mk3 75' Sleeper Car Slep 'First Great Western'	£16.40
Gf374500	Mk3 75' Coach Rfm 'Virgin Trains'	£16.40
Gf374525	Mk4 75' Coach Tsoo 'Gnr'	£16.45
Gf374550	Mk4 75' Coach Tsoe 'Gnr'	£16.45
Gf374575	Mk4 75' Coach Tso 'Gnr'	£16.45
Gf374600	Mk4 75' Coach Tfo 'Gnr'	£16.45
Gf374625	Mk4 75' Coach Trfm 'Gnr'	£16.45
Gf374676	Mk2d 65' Coach Bso 'First Great Western'	£16.75
Gf374701	Mk2d 65' Coach Rmbf 'First Great Western'	£16.75
Gf374702A	Mk2f 65' Coach Rfb Blue/Grey	£16.75
Gf374751	Mk2e 65' Coach Tfo 'First Great Western'	£16.75

WAGONS

Gf377625	12 Ton Plywood Fruit Van Br Bauxite (Early)	£8.50
Gf377626	12 Ton Plywood Fruit Van Br Bauxite (Late)	£8.50
Gf377378	20T Toad Brake Van Br Bauxite S&T Department	£8.70
Gf373261	8 Ton Cattle Wagon Gwr Dark Grey	£8.60
Gf377351	Intermodal Bogie Wagon + 2 45' Containers 'Axis'	£34.80
Gf373328	20 Ton Toad Brake Van Br Bauxite 'S&T Dept'	£9.50
Gf377301	20 Ton Lms Type Brake Van Br(M) Grey	£8.60
Gf377311	20 Ton Lms Type Brake Van Br(M) Bauxite	£8.60
Gf373600B	Vga 46 Tonne Sliding Wall Van Ews Weathered	£11.90
Gf373825	Glv Bya 104 Tonne Steel Coil Carrier 'Ews'	£21.40
Gf373826	Glv Bya 104 Tonne Steel Strip Carrier 'Ews'	£21.40
Gf373927	30 Ton Bogie Bolster Wagon Lms Grey	£13.90
Gf377100	Glv Gja 90 Tonne Bogie Hopper 'Rmc'	£21.50
Gf377101	Glv Gja 90 Tonne Bogie Hopper 'Buxton Lime'	£21.50
Gf377102	Glv Gja 90 Tonne Bogie Hopper 'Tarmac'	£21.50
Gf377325	Conflat + Bd Container 'Speedfreight'	£8.40
Gf377327	Conflat + Af Container Gwr White	£8.40
Gf377328	Conflat + Bd Container Br Crimson	£8.40
Gf377602	Glv Bda 80 Tonne Bogie Bolster Wagon 'Ews'	£20.90
Gf373002	Pca Bulk Powder Wagon Rugby Cement	£8.95
Gf373007A	Pca Bulk Powder Castle Cement Grey Weathered	£9.40
Gf373008	Pca Bulk Powder Wagon 'Ici' White	£8.95
Gf373028	Pga Bulk Aggregate Hopper Redland	£9.65
Gf373029A	Pga Bulk Aggregate Hopper 'B.I.s'	£9.65
Gf373030	Pga Bulk Aggre Hopper 'Yeoman/Calb' Weather	£10.15
Gf373031	Pga Bulk Aggregate Hopper 'Ecc Quarries' Blue	£9.65
Gf373035B	Pga Bulk Aggregate Hopper 'Yeoman'	£9.65
Gf373036	Pga Bulk Aggregate Hopper 'Ralease'	£9.65
Gf373037	Glv 51 Ton Aggregate Hopper Arc Carb Pt147	£9.65
Gf373038A	Pga Bulk Aggregate Hopper 'Tarmac' Weathered	£10.15
Gf373075S	Pca Taper Bulk Powder 'Ketton Cement' Yellow	£8.95
Gf373076B	Pca Taper Bulk Powder Grey	£8.95
Gf373078A	Pca Taper Bulk Powder 'Lever Brothers' Purple	£8.95
Gf373501	Glv Hea 46 Tonne Hopper Freightliner Coal Sec	£8.95
Gf373502A	Glv Hsa 46 Tonne Hopper Brown	£8.95
Gf373505B	Glv Hea 46 Tonne Hopper Ews	£8.95
Gf373506	Glv Hea 46 Tonne Hopper 'Coal Sector'	£8.95
Gf373575	Glv Hea 46 Tonne Open Mineral Wagon	£9.05
Gf373800	Glv Hha 100T Bogie Hopper Sliding E/Doors	£24.40
Gf373801	Glv Hha 100T Bogie Hopper Hinged E/Doors	£24.40
Gf373850A	Glv Hha 102 Tonne Bulk Coal Hopper Ews	£24.00
Gf373950	Hha Hopper Wagon + Dust Cover 'Transral'	£11.20
Gf373975	Glv Pca 46T Box Mineral R/Ends Yeoman Grey	£10.75
Gf373978	Glv Pca 46T Box Mineral P/Ends Yeoman Grey	£10.75
Gf373979	Glv Pca 46T Box Mineral P/Ends Tiger Grey	£10.75
Gf377000	Ygh 40 Tonne Sealion Bogie Hopper Olive Green	£21.30
Gf377001	Ygh 40T Seacow (Excellation) Bogie Hopper Dutch	£21.30
Gf377002	Ygh 40T Seacow (Excellation) Bogie Hopper Ews	£21.30
Gf377575	Glv Hya 102 Tonne Bulk Coal Hopper Gfbr	£23.35
Gf377576	Glv Hya 102 Tonne Bulk Coal Hopper Fastline	£23.35
Gf373525	22 Ton Presflo Cement Wagon 'Rugby Cement'	£8.95
Gf373526	22 Ton Presflo Cement Wagon Blue Circle	£8.95
Gf373527	22 Ton Presflo Cement Wagon 'Pozzolanic'	£8.95
Gf373555A	100 Ton Bogie Tank Wagon Shell (Weathered)	£14.95
Gf373556A	100 Ton Bogie Tank Fina (Grey Weathered)	£14.95
Gf373565A	Msa 24 Tonne Open Box Mineral Mainline	£9.70
Gf377877A	Msa 24 Tonne Open Box Mineral Wagon Rfd	£9.70
Gf377500	3 Plank Rack Wagon 'Buxton Lime'	£6.70
Gf373403A	Oaa 31 Ton Open Plank Railfreight Red/Grey	£8.50
Gf373625A	Oba 31 Ton Open Wagon Ews	£10.70
Gf373627	Oba 31T Open + High Ends Plasmor Blackfreight	£10.70
Gf377551	Oca 31 Tonne Dropside Open Railfreight Red	£13.15
Gf2003	5 Plank Wagon Chocolate S.r.	£5.99
Gf373150	5 Plank Wagon 'E.A. Stevenson' Dark Blue	£6.50
Gf377050	5 Plank Wooden Floor Wagon James Durrford	£6.70
Gf373653	14 Ton Tank Wagon I.C.I.	£8.65

SCENE CRAFT		
Gf376753	Station Masters House	£10.45
Gf376756	Modern Detached House	£10.45
Gf376761	Water Tower	£7.50
Gf42001	Gar Porch	£9.20

The Airbrush Company Ltd

Quality airbrushes for any budget



SPARMAX

£45 MAX-4



On Sparmax
Airbrushes

ARISM
MINI



£95



neo

for iwata

£60.50



ARISM
£125



iwata

£110



On Iwata
Airbrushes



£255

Compressors, paints, accessories
& airbrush courses



The Airbrush Company

@AirbrushCompany



www.Airbrushes.com

01903 767800

sales@airbrushes.com

AC Models

Tel: 02380 610100

www.acmodelseastleigh.co.uk



Your one stop shop for the model enthusiast, selling brand new and near-new model trains, slotcars, sets and diecast toys at very special prices direct from our website or our shop in Eastleigh. We stock Hornby, Bachmann, Airfix, Scalextric, Lilliput, Spectrum etc and much more. Both shops are **closed on Wednesdays and Sundays**

Gift vouchers available

WE HAVE EXPANDED TO NO9 HIGH STREET
New Radio Control Department,
Spares Department and Games Workshop now at No.7
www.acmodelsspares.co.uk

7 High Street, Eastleigh, Hants, SO50 5LB
email: info@acmodelseastleigh.co.uk

Tri-angman

specialist in model railways

Tri-ang, Hornby, Wrenn,
Bachmann, Minic etc...
buy, sell & repair hard to
find items and collectables

Find me on

www.tri-angman.co.uk

or contact:

Tel 07966 333605

laurence@tri-angman.co.uk

RM Electronics

Working Scale lighting products

Now stocking Smoke Oil at introductory prices
For the 4mm Finescale Enthusiast
HAND MADE in Britain
BRASS CONSTRUCTION

BRINGING YOUR MODELS TO LIFE

Club & Trade enquiries welcomed

RM Electronics

Tel: 01262 481264

1 Glebe Gardens, Beeford,

Driffield, YO25 8BF

East Riding of Yorkshire

www.rmelectronics.co.uk

rmelectronics@btinternet.com



BRM BACK ISSUES
Our Digital Editions
go back to April 2011!

www.pocketmags.com/BRM

THE MODEL SHOP

Now taking orders for New models

Specialist Model Railway Stockist

4 St David's Hill,

Exeter EX4 3RG

(just off the old Iron Bridge)

Now Agents for NCE DCC systems

www.trainsandtrack.co.uk

Tel: 01392 421906

Shop open Tues to Sat, 9.30-5pm

Aspire Gifts & Models

OPENING TIMES: Mon 2pm-5pm Tues, Wed, Thurs 10am-5pm

Suppliers of all Major Railway Brands, We Chip, Service and Repair Engines.

Layouts built from Track to finished item.

THOUSAND'S OF ITEMS AVAILABLE ON OUR WEBSITE CREDIT CARDS WELCOME

Unit 4, Court Farm Business Park, Buckland Newton, Dorset. DT2 7BT Telephone: 01300 345355
email: edward.aspire@btinternet.com Website: www.aspiregiftsandmodels.co.uk

ALL COMPONENTS LTD

Upper Owlbury House, Montgomery, Powys SY15 6SZ

Tel: 01588 638678 www.allcomponentsltd.co.uk

Looking forward to meeting you at all the shows!
P&P £4. Catalogue now available £4.95

P1B4 - POINTS INDICATOR BOARD

Shows the direction of up to 4 points. Operated by Solenoid point motors with 4 individual sets of supplied red and green LEDs and remembers the direction when you next power up the layout. Easy to fit with clear instructions. ALWAYS KNOW THE WAY YOUR POINTS ARE SET - EVEN WHEN YOU FIRST SWITCH ON.



£22.95
for up to 4 pts.

VERY FINE WIRE 2m pkt for £3.95

3amp multistrand flexible wire.
EW53 0.53mm dia in rd, bk, bl, grn, yl, brn, grey.
HS5 Heat Shrink Sleeve For Above £1.30

LU10 VARIABLE LIGHTING UNIT

The OnTrack Controls LU10 powers up to 54 grain of wheat bulbs or 150 LEDs for lighting-up your layout, and also lets you vary the brightness. It has 2 x 12v DC outlets at 2.2amps on each winding. It is in a strong metal box, with moulded plug and lead.



A Best Seller! **£34.95**

ROLLING STOCK DETECTOR

Operating on supplied light-dependent resistors, this easy-to-fit board shows where up to 4 locos are located.



RSD1 £23.95

Capacitor Discharge Unit

One CDU protects all your points from blowing. A must for any layout **CDU £10.95**
If you are changing more than 2 points on 1 switch use **HOCDU £15.95**

CASED TRANSFORMERS

24v AC (4 points) £39.95

12v at 1 amp £39.95

SWANN MORTON

Pk of 5 blades 95p

Pk of 100 blades £14.95

Retractable Handle £7.55

MINIATURE TOGGLE SWITCHES

.....ea 1+20+

SMT1 SPST on-off£1.25 ...£1.15

SMT2 SPDT c/o on-off£1.35 ...£1.25

SMT3 SPDT c/o on-off-on£1.40 ...£1.30

SMT4 DPDT on-on£1.60 ...£1.50

SMT5 DPDT c/o c/off on-off-on£1.70 ...£1.60

SMT6 SPDT for points (on)-off-(on)£1.70 ...£1.60

Lever covers 17p CLC/bk,bl, gn, yel, grey, rd, wh

HAND-HELD CONTROLLERS WITH FEEDBACK

HH5/N 1 amp of 9v for N Gauge£49.95

HH5/O 1 amp at 12v for O Gauge£49.95

HH5/O 3 amp at 12v for O Gauge£49.95

Power units for above, if required£49.95

BULBS

STD 3mm or 5mm30p ea or 20 for £5.50

12v, 3mm or 5mm50p ea or 20 for £5.00

Grain of Wheat45p ea or 20 for £8.00

Grain of Rice90p ea or 20 for £17.00

LAYOUT WIRE

EW06 single strand10 mtrs £1.60

EW07 1.4amp10 mtrs £1.60

EW07 Bi-colour10 mtrs £2.20

EW16 3.0amp10 mtrs £2.95

EW024 6.0amp10 mtrs £3.75

XURON CUTTERS

Sprue Cutter£13.95

Vertical Track Cutter£17.95

Track Cutter£16.95

Photo Etched Scissors£18.95

LAYOUT BUILDING SERVICE AVAILABLE

Are you ever going to build that Model Railway you have always promised yourself?
Are you perhaps too busy? Unsure of where to start? Or haven't got a clue as to the electronics? Well here's the answer. We will design and custom build your Model Railway in your own home. Please phone for further details

Traintronics



These can be assembled to order

	Analogue/DC	Digital/DCC
2 Aspect Red/Green	TT102 £14.50	TT122 £24.50
2 Aspect Yellow/Green	TT103 £14.50	TT123 £24.50
3 Aspect Red/Yellow/Green	TT104 £16.50	TT124 £26.50
3 Aspect Yellow/Green/Yellow	TT105 £16.50	TT125 £26.50
4 Aspect Red/Yellow/Green/Yellow	TT107 £18.50	TT127 £28.50
2 Aspect Red/Green with feather left	TT110 £24.99	TT130 £34.99
2 Aspect Red/Green with feather right	TT111 £24.99	TT131 £34.99
3 Aspect Red/Yellow/Green with feather left	TT112 £26.99	TT132 £36.99
3 Aspect Red/Yellow/Green with feather right	TT113 £26.99	TT133 £36.99
4 Aspect with feather left	TT114 £28.99	TT134 £38.99
4 Aspect with feather right	TT115 £28.99	TT135 £38.99
Modern style 4 track width gantry kit	TT180 £32.50	
Steam Era 4 track width gantry kit	TT181 £20.00	
2 Aspect Red/Green N Gauge	TT202 £14.50	TT222 £24.50
3 Aspect Red/Yellow/Green N Gauge	TT204 £16.50	TT224 £26.50
4 Aspect Red/Yellow/Green/Yellow N Gauge	TT207 £18.50	TT227 £28.50
4 Aspect Red/Yellow/Green/Yellow Head Only N Gauge	TT252 £16.99	TT262 £26.99
Modern style 4 track width N gauge gantry kit	TT280 £27.50	
Signal heads are extra		
DCC Motor driven slow action point motor	TT300 £22.50	
DCC Colour lights signal board up to 4 aspect with feather	TT301 £12.25	
DCC Block occupancy board	TT302 £10.95	

TT 300 slow motion point motor, DCC & DC £22.50

- Built-in DCC decoder has the following features:
 - Fully compliant with NMRA Standards and Recommended Practices
 - Automatically switches to non-DCC mode if supplied with DC
 - Multiple addresses can be programmed - allows route setting with groups of TT300s, up to 48
 - Main address range from 1 to 2044
 - Auxiliary "control" input - allows remote operation, bypassing DCC commands
 - Point addresses, and operating modes, are fully programmable
 - Programmable either from DCC programmer or "in situ" whilst connected on layout
 - All NMRA-recommended programming modes supported

TRAINTRONICS

329-331 HOLDENHURST ROAD, BOURNEMOUTH, BH8 8BT UK

CALL: 01202 309872 OR EMAIL: info@traintronics.co.uk

Steam Loco's

R2784X green Mallard DCC fitted.....	£69.00
A4 Gadwell TTS sound.....	£95.00
Duke of Gloucester TTS sound.....	£130.00
R3110 BR 2-6-2 T class 61XX.....	£69.00
R3017 Patriot Sir Herbert Walker.....	£90.00
R3005 28xx weathered.....	£95.00
R3006 38xx weathered.....	£103.00
R3030 LMS 4F.....	£70.00
R3124 BR Early Crest 42xx.....	£98.00
R3126 BR Late Crest 52xx.....	£98.00
TTS sound A1 Tornado.....	£140.00

Hornby K1's**£117.50**

R3243A 62024/62027 Late Crest	
R3242 62015/62059 weathered Early Crest	

BR Crosti Boilered 9F

R3273 BR Early Crest Crosti boilered 9F.....	£109
--	------

Dapol

Dapol Coach Kits.....	£9.95
Dapol Ready Made Coaches.....	£12.95
Full Range Of Dapol Rolling Stock	

Extra Special Offer Train Sets

Tornado Pullman Express BR green Tornado + 3	
Pullman coaches (unlit), track, controller etc ..	£97.50

Spring Sale**BR MK1 coaches were £24.00 NOW £19.95***

R4619 BR1 maroon full brake	
R4620 BR MK1 crimson cream SO	
R4621 BR MK1 maroon TSO	
R4642 BR MK1 choc/cream parcels coach	
R4643 BR maroon TSO	
R4644 BR choc/cream TSO	

Pennine Models at Haworth

**HUGE RANGE OF HORNBY - Can't find Hornby?**

Call us first! Full range of Peco, OO Dapol, Humbrol, Scalextric, Heljan, Oxford Diecast, EFE Buses, Ratio, Wheels & Parkside, Plastic Building Sheets, Jarvis Scenery Packs, Tillig Track & Busch/Auhagen Building Bits. All at discount prices



SEE US AT
SHILDON
13TH & 14TH
FEBRUARY

VAST RANGE
OF PLASTIC KITS
many going back
10 years

33/35 Mill Hey, Haworth, Keighley BD22 8NQ**Tel: 01535 642367****penninemodels@googlemail.com****Wednesday to Sunday 11am-5pm****Lighted Pullman Coaches**

R4429/78/79/80/81/84/85/86.....	£25.00
R4419/21/22/23/24/25/27/28/29.....	£35.00
R4660/1/2/4 new K series.....	£45.00

Coaches

R4531 B/C XL & ER Full Brake.....	£29.00
R4634A/B/C blue grey std with lights.....	£33.00
R4444a FO Intercity blue/grey.....	£27.00
R4446A TSO Intercity blue/grey.....	£27.00
R4468 Gresley Buffet blue/grey.....	£39.95
R4406A crimson & cream brake 3rd.....	£21.00
R4408A crimson & cream brake comp.....	£21.00
R4407A crimson & cream composite.....	£21.00

MK4 East Coast Coaches

R4465/A 66A/B/C 67 & 68.....	£26.50
------------------------------	--------

MK3 Coaches

Blue grey ER with lights FO, TSO, TGS, buffet.....	£33.00
R4635/A/B Arriva Wales MK3 standard class.....	£16.50
Intercity Red/Grey Stripe All types.....	£16.50

MK1 Coaches

R4613/4/5.....	£16.95
R4350/51/52/53/54/55.....	£11.95
R4611/12 (Mk 2 Coaches).....	£19.95
R4627/29/30.....	£12.95

Wagons

R6678A LMS Horse Box.....	£9.95
R6675/76/77 21ton Hopper.....	£13.95
R6489/70/71 OTA Thamesboard blue.....	£12.00 Ea
R6541 Total.....	£6.95
R6642/A shunters wagon GW.....	£9.00
R6643/A shunters wagon BR.....	£9.00
Blue spot fish vans.....	£18.95 3 for £25
R6647 ex blue spot barrier.....	£9.60
R6401A BR 9 plank grey.....	£5.50
R6606 MGR hoppers.....	£17.50

Hornby Year Wagons

2010...£5.50	2015.....£9.50
2013...£8.25	2014.....£10.50


Everything in the shop to turn a Train Set into a Model Railway.

**C&L Finescale Modelling****The Track Specialist**

All you need to start you off on the right track

C&L Flexi Track, the place to start

Prototypical **Sleeper spacing & length** for great looking track. Now available in **Thin** or **Thick** versions (thin saves on ballast - thick matches Peco for height). **Turnout Kits** include all parts but with no soldering! Glue construction for ease of building! All rail parts come ready made - can be built on a curve if needed

NEW 'Ready to Use' Turnout

Carr's modelling products include Solder and Fluxes, Chemicals (metal blackening), Ballast, Baseboard Fittings & Coverings, Books and DVD's. **Templates** - a huge range including straight & curved turnouts, slips, diamonds & 3ways. Available in 2mm, OO, EM, P4, O (F7) and S7

Available 'OO' B6 (4' radius) High quality professional hand built turnout from a detailed and improved C&L kit. Ready to drop into place and use straight away - just connect the wires! More variants to be added shortly.

PECO Competitive prices We try to match (or beat!) all other online traders on price. Sample **SL100F £63.95**, **PL10 £6**, **SL-E91/2 £9.10**, **SL-300 £60.00**
[See more great prices online](#)

Dapol Singals (N, OO) motorised LMS/GW signals (Home & Distant) Ready to use.



Visit our **Shop** at:
**Aran Lodge, Severn Rd.
Hallen, BRISTOL, BS10 7RZ**
4 miles M5 Junc. 18 Avonmouth
Mon - Thursday 9am - 4pm

www.finescale.org.uk

Tel: 01179 505 470

N Gauge
Coach Lights
Now Available!

Easy-Fit Sound & Lighting

Add real sound & lighting to your layout!

Fit real sound in your train - only £40!

Tiny motion controlled sound capsule and battery - no wiring



Steam
Diesel
DMU!

Works on both DC & DCC! Steam, Diesel, Goods....
Easy Fit - no wiring, no Pickups, no Switches, no Soldering
Ask for free guide to fitting SFX Sound into N gauge

NEW Automatic Coach Lights for any Coach

Easy fit - motion activated - no wiring, no pickups, no flickering



Now Available in N!

Now Available in N & OO - from under £20 complete

Available direct from www.dcpexpress.com & model shops

Order by 3pm for same day First Class despatch



Train-Tech
Model Technology Made Easy



DCP Express
Bryon Court
Bow Street
Great Ellingham
NR17 1JB, UK

01953 457800 / www.Train-Tech.com

£4 UK P&P - this month quote BRM0216 for £2 off postage!



DCC Supplies

Excellence in model control

E-Mail: info@dccsupplies.com **Website:** www.dccsupplies.com
Telephone: 0845 224 1601 **OR** 01905 621 999

- We take the time to find the product for you.
- Our own range of innovative products.
- We stock everything you will need.
- DCC installations for any gauge.
- Expert friendly customer support.
- Informative DCC workshops.
- Teaching you the facts since 2006.
- Visit us at our shop and try the demo facilities.

Shop Opening Times:

Mon - Wed 10am - 6pm
 Thursday 12pm - 6pm
 Friday 10am - 5pm
 Saturday 10am - 4pm
 Visitors Welcome.

Phone Opening Times:

Mon - Thurs 10am - 6pm
 Friday 10am - 5pm



The
Complete
Digital
Service

gamesontrack


- GPS location of Locomotives - Draws Layout
- Simple automation - No need to cut track
- Control from PC, Smartphone or DCC handset
- Add wireless control to your existing DCC equipment



For more info visit: dccsupplies.com/GOT

Redutex

Bring realism to your layout
 Natural finish
 N - OO - O scale
 self-adhesive
 3D 'look and feel' effect sheet.
 Easy to cut, Easy to Fit.



Check the website for more details

Unit 17A, Top Barn Business Centre, Holt Heath, Worcestershire, WR6 6NH

ELLIS CLARK TRAINS

Ellis Clark Trains
 Unit 13 Baildon Mills
 Northgate, Baildon
 Shipley, West Yorkshire
 BD17 6JX

WANTED

Top prices paid for your collections
of trains, diecast & tinsplate

- ✓ Call, email or post a list
- ✓ All makes, gauges and ages considered
- ✓ British, Continental and American
- ✓ All gauges of kit/scratch built and live steam
- ✓ Diecast and tinsplate cars, lorries, buses, planes, soldiers
- ✓ Happy to travel nationwide and view or collect
- ✓ Large collections a speciality
- ✓ Friendly and professional service

T 01274 809317
 M 07799 554491
 E ellis@ellisclarktrains.com
 W ellisclarktrains.com

NEW
 e-commerce
 website
 coming soon

Flangeway

Mermaids

BR Olive Mermaid
£18.95

BR Black Mermaid
(Weathered)
£19.95

ME7 Olive Green Mermaid DB989001

ME8 Olive Green Mermaid DB989023

ME9 Olive Green Mermaid DB989071

ME10 BR Black Mermaid (Weathered) DB989037

ME11 BR Black Mermaid (Weathered) DB989914

ME12 BR Black Mermaid (Weathered) DB989010

FOOTPLATE

101 COMBERTON HILL,
 KIDDERMINSTER, DY10 1QH

101 Comberton Hill, Kidderminster, DY10 1QH
 01562 750076 - sales@footplate.co.uk
 Order online @ www.footplate.co.uk



Sig-naTrak®

Model railway electronics by GFB Designs

Point and signal operation from DCC or DC!

Our products give you:-

- ★ Minimal wiring - just two wires for basic operation!
- ★ Straightforward installation - self-contained units!
- ★ Easy set up - no complex programming required!
 - setting up controls built-in!
 - no extra circuits or parts required!
- ★ Low power drain - no heavy transformers!



£16.80

The GEM (part no: DPD2001)

Complete point motor with built-in DCC decoder and capacitive discharge unit! Compact size: only 43x40x28mm!

The IMP (part no: DSI1001)

Drives a model control servo to operate semaphore signals, crossing barriers etc. DCC built-in! Size: 69x33x20mm

Full terms & conditions on web site or on request. Prices include VAT (20%). Postage & packing extra.

GFB Designs - WE put YOU in control!



£12.10

NOW WITH SIGNAL BOUNCE!

Also available.....

RCS0009 - Servo - Recommended for use with the IMP

£3.90

RAS1202 - Accessory Switch - Plugs into the GEM or IMP.

Switches up to 4A current for live frogs or accessories.

£4.20



67 Boddens Hill Road, Stockport, SK4 2DG
Tel: 0161 883 2022; fax: 0161 883 2077
Email: gfbdesigns05@btinternet.com
Web: www.gfbdesigns.co.uk



OSBORN'S MODELS

DOING 'N' SCALE
on a
BIG SCALE



Tetbury Goods Shed

7 HONESTONE ST, BIDEFORD, N.DEVON, EX39 2DL 01237 423453

www.osbornsmodels.com

Plastruct

Plastruct Plain Sheet

Plastruct Strip & Rod Center

Plastruct Styrene Center

Please ask your model shop for genuine Plastruct fineline Styrene structural shapes.

Range contains over 70 shapes including: Angles, I-Beams, Channels, Columns, Deep Channels, Tees and Z Sections, Round, Rectangular and Square Tubing, Plastic Strips and Sheetting, Scale Ladders, Stairs and Railings, Open Web Trusses.

Essential for all scratch model makers.

www.plastruct.co.uk

FINE SCALE BRASS

Limited special offer a fully finished 12V R.T.R gauge 1 (1/32nd) LMS or BR liveried Jubilee locomotive & 4000 gallon tender for less than the price of an O gauge model. The model measures 630mm x 130mm x 90mm



Constructed from brass & stainless steel with helical gearbox, lined, cab detailed, wheels blackened, named & numbered from stock or to your choice (long fire box only)

£1850.00 fully finished, Radio control £400.00, showcase £180.00
Prices include VAT, insured delivery, no extra charge for credit cards

Finescalebrass (UK) Ltd, Unit 5, Matrix Court, LEEDS, LS11 5WB. TEL 01132761759
EMAIL john@finescalebrass.co.uk
Check our website for other models, www.finescalebrass.co.uk

WE WANT YOUR Model Railways

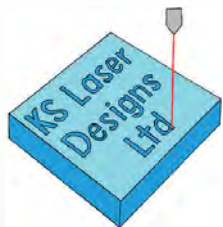


We will buy
almost any Railway
Collection, large or small.
All gauges will be taken, in any
condition. We always give an honest
price and will collect and dismantle any layout.

Telephone: **01302 371623**

Mobile: **07526 768178**

or email: anoraksanonymous@googlemail.com



KS Laser Designs Ltd

All our kits are Laser Cut in England from MDF, PLY, acrylic and card detailing.

See our website for exhibition dates.

www.kslaserdesigns.com



Low Relief Buildings
N, 00 and 0 gauge




Cab Holders
See website for range



Goods Sheds
N, 00 and 0 gauge




Cable Drums
00 and 0 gauge



Screen Block Wall 0 gauge



Sheds



Bridge Kits
N and 00 gauge




Paving
N, 00 and 0 gauge



DMU/Carriage Stabling Platforms
N, 00 and 0 gauge




Fireman Training Tower
00 gauge



Brick Walls
00 and 0 gauge

Support Wall and Low Relief Arches N, 00 and 0 gauge



Tunnel and Bridge Mouths
N, 00 and 0 gauge



Garages 00 gauge



Engine Sheds
N, 00 and 0 gauge

Fences and Gates 00 and 0 gauge



All kits come unassembled and will need painting.



a Work of Art...

All our Etched Nameplates are beautifully & lovingly crafted and painted by hand...

Owing to high demand, we are introducing new nameplate sets to our range.


2mm/N New Nameplate sets for LMS/BR Midland Region
4mm/00 GWR/BR Western Region Start Class



FOX TRANSFERS LTD, DEPT BRM, UNIT 5,
PRIORY BUSINESS PARK, WISTOW ROAD,
KIBWORTH, LEICESTERSHIRE LE8 0RX
(CALLERS BY APPOINTMENT ONLY)

TEL +44 (0)116 319 4950

EMAIL sales@fox-transfers.co.uk
www.fox-transfers.co.uk



00 & N Gauge Model Railways

Diecast Planes & Vehicles - Plastic Kits & Figures
Scalextric - Jigsaws



R3287TTS - RailRoad BR Class 47 with TTS Sound



R3303 - BR 4-4-0 D16/3 Class - Early BR, Weathered



R3230 - LNER 0-6-0 J15 Class - LNER Pre 1948



32-389 - Class 37/4 37421 Colas

Many more locos now online!

Open
Monday - Saturday
9am - 5.30pm
Only 2 minutes away from York Minster

2 Goodramgate
York - YO1 7LQ
01904 659423
info@monkbarmodelshop.co.uk

Stockists of Hornby, Bachmann, Graham Farish, Peco, Dapol, Gaugemaster, Ratio, Wills, Woodland Scenics, Metcalfe, Oxford Diecasts, Base Toys and many more

Shop online with us,
New website now live!

monkbarmodelshop.co.uk

Modellers Mecca

The West Midlands Largest Model Railway Specialist.
New, Used & Part Exchange.



Large selection of Scenic Materials



Professional Weathering Services



Friendly & Knowledgeable Staff

Come and Browse Our
Extensive Shop, with
Knowledgeable and
Welcoming Staff at:

450 Albion Street
Wall Heath
Kingswinford
West Midlands
DY6 0JP

Opening Times:

Mon: 09.30 - 14.00
Tue: 09.30 - 17.30
Wed: 09.30 - 17.30
Thur: 09.30 - 14.00
Fri: 09.30 - 17.30
Sat: 09.30 - 16.00

Tel: 01384 278 206

www.modellers-mecca.co.uk

Spend Over £50 Online and Get FREE POSTAGE

FOLLOW US ON



EXPERIENCE THE ULTIMATE IN CONTROLLER TECHNOLOGY



Fully tested
and guaranteed
for 5 years

The Vortrak four track and Vector twin track for 00/HO/N/009 (1amp per track), the Vesta N twin track is dedicated N gauge, the Vanguard for O gauge is twin track (2.5amp per track). Each controller has state of the art design, offering very best performance capability. Slow and fast speeds are superb. Internal separate transformers for each track from 220/240 AC mains. The Vector and Vesta for N also have 2 x Hand Held controllers with 2.5mtr leads plus a 12V DC accessories output, the Vortrak and Vanguard each have 2 x 5mtr Hand Held's plus the Vortrak 2 x 12V DC accessories and the Vanguard 1 x 12V DC accessories. Each controller has a sloping front desk type dark grey enclosure. On board CDU for point motors.

For full details or to order online visit
www.morleycontrollers.com
(Secure order site)

or telephone Morley Controllers on 01704 533 116
(Overseas enquiries +44 1704 533 116)

Morley Controllers - Choose the best!

PO Box 501, Southport, PR9 9ZL
Email enquiries: jet@morleycontrollers.com

payments powered by
WorldPay

Also at PO Box 1230, Wangara BC, Perth, Western
Australia 6947 Tel: (08)930 56358. http://aus.morleycontrollers.com



Harburn '00' Special Edition - Bachmann

NEW '00' gauge

From 1960 S & N tankers transported beer to Cumbria & the West Country

Sorry, these models are 'dry'!

SCOTTISH & NEWCASTLE BREWERIES LIMITED

S&N tanker lightly weathered 00 gauge - £19.95

Harburn 'N' gauge Special Edition wagons - PECO

PECO

'Glasgow' £8.15

'Edinburgh' £8.15

'Fife Coal' £8.15

'Distillers' £7.85

'L.G.W.' £7.85

'North British' £7.85

Both models have the four square S&N logos on tank ends

NEW 'N' gauge

S&N tanker N gauge - £11.45

P&P £3.00 per order

Harburn Hobbies, 67 Elm Row, Edinburgh EH7 4AQ

0131 556 3233 www.harburns.co.uk

Telephone: 01242 523117
Email: sales@cheltenhampmodelcentre.com
Address: 39 High Street
Cheltenham
GL50 1DX



Find us on **f**

Sign up to our newsletter

Shop open 9 - 5:30 Monday to Saturday

www.cheltenhammodelcentre.com

BACHMANN EUROPE

See the full Bachmann OO Gauge range on our website

31-138 - D11/2 62682 'Haystoun Of Bucklaw' BR Early Crest.....£85.00

32-286a - Class 101 2 Car DMU BR Green weathered.....£130.00

31-365 - Class 03 BR Blue (W).....£60.00

HORNBY

See the full Hornby OO Gauge range on our website

R2881 - RailRoad Black 5 4-6-0 5112 LMS Black.....£55.00

R3244tts - 71000 'Duke Of Gloucester' BR Green Late Crest TTS Sound.....£99.00

GRAHAM FARISH

See the full Graham Farish N gauge range on our website

372-243 - Class 47/7 47701 'Saint Andrew' BR Blue.....£95.95

372-185 - Princess Coronation 46236 'City Of Bradford' BR Black Early Crest.....£127.99

371-015c - Class 08 BR Blue.....£76.46

Full range of OO & N Gauge Metcalfe kits available. Please see our website for full list

Full Gaugemaster range available to view on our website or contact us for a price list

OO Gauge Builder Sheets	Metcalfe
M0051 - Cobblestones.....	£5.05
M0052 - Dressed Grit stone.....	£5.05
M0053 - Engineers Blue Brick.....	£5.05
M0054 - Brick Sheets.....	£5.05
M0055 - Paving.....	£5.05
M0056 - Tarmac.....	£5.05
M0057 - Cut Stone Work.....	£5.05
OO Gauge Card Kits	
PO210 - Paving Slab.....	£5.85
PO216 - Platform Kit.....	£9.25
PO226 - Parish Church.....	£13.65
PO230 - Mainline Station.....	£12.00
PO232 - Goods Shed.....	£12.00
PO233 - Signal Box.....	£7.75
PO235 - Stone Platform Kit.....	£9.25
PO236 - Footbridge.....	£8.90
PO237 - Country Station.....	£11.80
PO242 - Tunnel Entrances, Double.....	£7.10
PO243 - Tunnel Entrance Single.....	£7.10
PO261 - Red Brick Terraced Houses.....	£8.50
PO262 - Stone Terraced Houses.....	£8.50
PO263 - Red Brick Corner Shop.....	£9.15
PO266 - Semi Detached Houses.....	£10.60
PO272 - Low Relief Shop Front Red Brick.....	£11.90
PO274 - Low Relief Terraced Houses Red Brick.....	£10.30
PO275 - Low Relief Terraced House Fronts Stone.....	£10.30
PO276 - Low Relief Terraced House Backs.....	£10.30
PO277 - Low Relief Terraced House Backs Stone.....	£10.00
PO281 - Service Station.....	£12.00
PO282 - Large Warehouse.....	£12.00
PO283 - Small Factory.....	£12.00
PO330 - GWR Signal Box.....	£12.99
PO331 - Single Track Engine Shed Red Brick.....	£13.60
PO332 - Single Track Engine Shed Stone.....	£13.60
PO340 - Platform Canopy.....	£12.99
PO501 - GWR Benches.....	£5.00
PO502 - Platform Benches.....	£5.00
PO503 - Park Benches.....	£5.00
PO510 - Picnic Table.....	£5.00
PO515 - Station Clock.....	£5.00

PECO Full range of N & OO gauge Peco available. Please see our website for prices stock.

Items in stock from all these manufacturers and more. Please see our website.



Electrical

Layout Wire

100 metre reels

White/Red/Black/Green/Yellow/Blue or Brown

£6.99 a reel

2 Reels for £13.00

Also available in the same colours

10 metre roll.....£1.50

20 metre roll.....£2.50

Xuron

Track Cutter

£13.99

Cork Sheeting

36" x 24" (3ft x 2ft) per roll

1/16 Roll.....£5.00.....**2 for £9.00**

1/32 Roll.....£4.00.....**2 for £7.00**

1/8 Roll.....£6.75.....**2 for £12.00**

3/16 Roll.....£10.00.....**2 for £17.00**

UK Standard Postage £4.00 per order (excluding Sundeaal Board). Registered 24 hour delivery (Mon-Fri) £7.00. Worldwide postage at cost. Post code IM, BT, PH, PA, PO, KW, IV will incur extra postage - please enquire. VAT Free sale to non E.C.

Payment can be made by phone using MasterCard, Barclaycard, Visa or Switch. Same payment methods on website including PayPal.

VISA VISA MC PAYPAL

Colour Catalogues Inc. post

00, 009 (1/77th).....£6
N Catalogue (1/148th).....£5
O Catalogue (1/143rd).....£4

Mail Order By Return P&P £4, over £40 POST FREE.
Unpainted metal kits - glue with epoxy glue (£5.75)



166 Three Bridges Road, Crawley, Sussex, RH10 1LE
Tel: 01293 516329 Fax: 01293 403955 www.langleymodels.co.uk

OO SCALE

Railway Rapiet Loading crane £30.45,
Steel pile harbour wall 820mm long
+ wall & turntable £19.95

Loads of kits in our illustrated colour catalogue

56 1950's Station figs guards fat controller porter etc..	£ 5.50	Ind Machine Lathe & vertical sander	£ 5.95
6 ass Gravediggers. Pick, shovel and lamp holders..	£ 5.50	Ind Machine Fly Press & Pillar Tool Grinder.....	£ 5.15
Canadian Canoe and 2 paddling figs.....	£ 5.95	2 Wheelchairs Patients and 2 pushing.....	£ 5.10
Canadian Canoe padding and resting figure.....	£ 5.95	Scuba Diving Equipment.....	£ 4.65
3 Deep-sea Divers, 2 helpers, compressor.....	£ 5.65	Scuba Divers / frogment x 4.....	£ 4.95
3 x Kids/ R.C. Toys, 1 adult launching plane.....	£ 5.50	Vertical Boiler & Steam Water pump/flywheel...£ 14.95	
6 kids, 4 with skateboards, 2 rollerskates.....	£ 5.50	Vertical Boiler only.....	£ 9.85
1 x Windsurfer and figure.....	£ 4.45	Gargoyles and water spouts/outlets.....	£ 5.35
3 Surfers, 2 surfing one waxing board.....	£ 5.50	Waterline Buoys & Deep water markers.....	£ 4.90
4 Hunting figs & 2 'gun dogs' with pheasant.....	£ 5.50	Painted Single Head Traffic Light.....	£ 6.05
6 Assorted People with Umbrellas.....	£ 5.55	Painted Twin Head Traffic Light.....	£ 6.35
8 Assorted Ambulance/Paramedics.....	£ 6.55	Painted Police Telephone box (resin).....	£ 13.40
2 Assorted Mobility Scooters and Figs.....	£ 5.70	Painted Hunt Scene 2 mounted riders.....	£ 9.40
Council/Municipal Figure and rubbish cart.....	£ 4.40	Painted Hunt Scene 6 Assorted Hounds.....	£ 8.35
Cider/Fruit Press Figure and demijohns.....	£ 5.50	Painted Cricket Game 15figs.....	£ 31.50
C.C.T.V. Cameras (3 wall and 1 post mounted)....	£ 4.60	Painted Morris Dancers.....	£ 25.20
5 Policemen in various positions.....	£ 4.75	Painted Loco Spotters(3) & 8 Kids.....	£ 25.20
Assorted Agricultural Tools & Equipment.....	£ 4.00	Painted Lych Gate.....	£ 12.35
Ass Industrial Tools & Equipment.....	£ 4.00	Painted Church Notice Board & Crucifix.....	£ 9.95
Platform Machines (tickets chocolate weighing scales)£ 5.50		Painted War Memorial.....	£ 9.95
Ind Machine. Mill & Pillar Drill.....	£ 5.95	Painted Gardeners (4 figs and equipment).....	£ 12.10

N Scale Indoor Garage Equipment
£5.90, Outside Garage Pumps £7.35



Painted War Memorial.....	£ 5.95	Painted 4 Pallets and pallet truck.....	£ 8.35
Painted 2 Plain Horses (unharnessed).....	£ 5.85	Painted 6 ass Rock Climbers.....	£ 11.70
Painted Loco Crew.....	£ 3.90	Painted 4 off Highland Cattle.....	£ 7.85
Painted Swans & Ducks x 4 each.....	£ 6.30	Painted Fire Fighters 50's.....	£ 11.70
Painted Washing Line & Figure.....	£ 6.95	Painted 6 Ass Trawler & Fishermen.....	£ 11.70
Painted Wild Animals.....	£ 6.85	Painted 8 Guards Marching.....	£ 17.80
Painted Assorted Seagulls x 8.....	£ 6.45	Working Men 1 on Ladder & 1 on trestle..£ 4.30	
Painted Dogs 6 off.....	£ 6.30	8 Pigs.....	£ 3.20
Painted 6 x Pigs.....	£ 6.00	8 Sheep.....	£ 3.20
Painted Sheep 8 off.....	£ 6.40	10 Chickens.....	£ 3.20
Painted Chickens 10 off.....	£ 6.40	2 Shire Horses.....	£ 2.65
Painted Funeral Scene.....	£ 9.15	Pub/Café Scene.....	£ 5.55
Painted Wedding Scene.....	£ 17.80	Funeral Scene.....	£ 4.10
Painted Cricket Game.....	£ 26.25	White Wedding Scene.....	£ 4.25
Painted Church Notice board & crucifix.....	£ 7.30	Cricket Game Figures.....	£ 5.95
Painted Lrg Wooden (Oak) Barrels x 4.....	£ 5.95	Cricket Sight Screen and Scoreboard.....	£ 5.95
Painted Flower tubs and water butt.....	£ 7.45	2 Horse Plough and Ploughman.....	£ 4.60
Painted Terracotta Chimneys (12x (3 types))£ 4.95		15 ass Loco Lamps (square, round, guard)£ 2.65	
Painted Welding Figures & Equipment.....	£ 8.55	30 shell vents (extra detailing for coaches)£ 2.65	
Painted 9 x Ass Standing Figures platform etc.£ 17.60		20 torpedos vents (extra detail for coaches)£ 2.65	

SouthWest
digital

Distributor
for the UK



As real as
it gets!



Photos: Chris Perkins

New **YouTube** channel, see website for details
ALL products come with a 2 year warranty and FREE return postage

Close your eyes and
you're there!

UDRIVE

responsive sound algorithm

The highest quality sounds in all
gauges. A wide range of responsive
steam and diesel sounds developed
for the all new **UDRIVE**



Crystal clear digital sound

Test drive the latest loco sounds with
stunning clarity at SWD – call now for
more info

T: 01934 515382 info@swd4esu.co.uk
www.southwestdigital.co.uk

Discover the LYR

Join online at lyrs.org.uk
2 year membership offer £48

2015 & 2016 Includes new book worth £18

New UK members only. Offer ends Dec 31st 2015

4 magazines
in full colour with topical
information and
modelling articles


Members receive
7 publications
each year

3 LYR Focus
Historical
information
Researched by well
known authors

Plus access to
Photo collections
Drawing collections
Information service
Model kit & book offers

Only £32

International members £40



The Lancashire & Yorkshire Railway Society



Ken Carter, Membership Officer
11 Waveney Close, Arnold, Nottingham NG5 6QH
membership@lyrs.org.uk



www.grimytimes.co.uk

WEATHERING SPECIALIST

GRIMY TIMES



Weathered locos for sale - SEE WEBSITE

EXCEPTIONAL
QUALITY &
PRICE

ALL SCALES CATERED FOR RENUMBERING & RENAMING

Contact Steve Tel: 01925 632209 Mobile: 07921830484

Email: grimytimes66@yahoo.co.uk (for weathering only)

**Sankey
Scenics**

Over 650 different packs of
Quality Signage & Train Packs

NEW
ITEMS



www.sankeyscenics.co.uk




OptiVISOR

The precision binocular magnifier
that leaves both hands free

OptiSIGHT™

The OptiSIGHT magnifying visor
provides hands-free magnification
for more accurate and efficient
viewing. The visor tilts up for normal
viewing, or down for magnification.
OptiSIGHT™ brings work closer
into focus, reducing eye strain and
fatigue. Available in blue or green,
constructed from plastic with optical
grade acrylic prismatic lenses.



Supplied with 3
lens plates (1.75x,
2x & 2.5x).

NEW
£29.95

OptiVISOR

A professional quality headband
magnifier which has been used by
thousands of modellers for the past
30 years. The prismatic glass lenses
are ground and polished to precision
optical standards, bevel edged and
mounted in an interchangeable
plastic frame.



Supplied with
1 lens plate of your
choice.

from
£49.95

Order the OptiVISOR with the VisorLIGHT for £76.90
and receive a FREE OptiLOUPE. ALL ORDERS POST FREE

OptiVISOR (with one lens plate)	£49.95
OptiLOUPE	£12.95
VisorLIGHT	£26.95
Spare Plate	£29.95
OptiSIGHT (with three lens plates)	£29.95

Viking Optical Centres

With shops in Glasgow, Edinburgh & Halesworth

Mail Order: 01986 875315 www.vikingopticalcentres.co.uk
Blyth Road, Halesworth, Suffolk, IP19 8EN Tel: 01986 875315



Olivia's Trains of Sheffield

'OO' Gauge UK DCC Sound Specialists. **HORNBY** 25a Mansfield Rd, Intake, S12 2AE
Extensive UK sound library utilising the Loksound decoders.
DCC/ Sound Fitting Whilst You Wait.



Heljan Class 58's Available Now.

Bachmann Class 66 111 Available Now!



Heljan EM2 Class 77 / EM1 Class 76 - Available Now.



Heljan "Falcon" 4 Versions



Heljan "Kestrel" Available Now.



Dapol Class 73's Available Now.



Coming 2016 - Class 73 In EW&S, Fragonset & Network Rail.
pre-order now!

For More details on the above & all our stock visit:

www.oliviastrains.com

Tel: 0114 3216 160 Tel: 0114 2647 449 Mob: 0755 7126 651

e-mail: oliviastrains@blueyonder.co.uk



PETER'S SPARES



MODEL RAILWAYS LIMITED
MAIL ORDER & REPAIR SPECIALISTS



- ♦ New & Used Hornby Spare Parts
- ♦ Our own spare parts made in China
- ♦ Locomotives and Rolling Stock
- ♦ Plastic Kits ♦ Paints ♦ Tools & Glues
- ♦ Digital Decoders & Controllers
- ♦ Locomotive Detailing Parts
- ♦ Mega Steam Smoke Fluid
- ♦ Tracks & Train Sets
- ♦ We have it all at Peters Spares



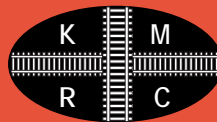
NEW & USED MODEL RAILWAYS

Specialists in Model Trains since 1994 -
servicing, repairs & DCC decoder fitting
2J Brighouse Business Village, Riverside Park,
Middlesbrough, Cleveland, TS2 1RT

Tel: 01642 909794 • Open Mon-Sat 10am-5pm

Web: www.petersspares.com

Email: sales@petersspares.com



Kernow Model Rail Centre

KMRC EXCLUSIVE ADAMS O2 MODELS - OO GAUGE



K2101 DJ Models 0-4-4T O2 Steam Locomotive No. 24 "Calbourne" BR Black with early emblem (as preserved) IN STOCK...£124.99



K2102 DJ Models 0-4-4T O2 Steam Locomotive No. 16 "Ventnor" BR Black livery with late crest. NOW IN STOCK...£124.99



K2103 DJ Models 0-4-4T O2 Steam Loco No. 30182 BR Black with early emblem with push-pull equipment. IN STOCK...£124.99



K2104 DJ Models 0-4-4T O2 Steam Locomotive No. 30225 BR Black livery with late crest. IN STOCK...£124.99



K2105 DJ Models 0-4-4T O2 Steam Locomotive No. 225 Southern Black livery & pull-push equipment. IN STOCK...£124.99



K2106 DJ Models 0-4-4T O2 Steam Locomotive No. 30193 BR Black livery with early emblem. IN STOCK...£124.99



K2107 DJ Models 0-4-4T O2 Steam Loco No. 207 Southern Maunsell Green with push-pull equipment. NOW IN STOCK...£124.99



38-140X Bachmann 29 Tonne ex VDA Sliding Door Box Van number ADC200666 BR Railfreight, weathered. IN STOCK...£32.95

RAILFREIGHT VAN - OO GAUGE

KMRC EXCLUSIVE THUMPER UNITS - OO GAUGE



31-236X Bachmann Class 205 2-H Thumper Unit 1121 BR Green, small yellow panel. IN STOCK...£210.00
31-236XDS DCC Digital Sound.£310.00



31-238Z Bachmann Class 205 2-H Thumper Unit 1122 BR Blue, full yellow ends. IN STOCK...£210.00
31-238XDS DCC Digital Sound.£310.00



31-239Z Bachmann Class 205 2-H Thumper Unit 205 001 de-branded Network SouthEast. IN STOCK.£210.00
31-239XDS DCC Digital Sound.£310.00

KMRC EXCLUSIVE BACHMANN SCENECRAFT - OO GAUGE



44-062Y Single Track Engine Shed. IN STOCK...£59.99



44-097Z GWR Water Tower. IN STOCK...£49.99



44-058Z Derelict Cornish Engine House. IN STOCK...£29.99



44-500Y Holmans Compressor Twin Pack. IN STOCK.£19.99

Visit www.kernowmodelrailcentre.com to see our full range of models and accessories or call our team on 01209 714099!

UK POSTAGE & PACKING = £4 PER ORDER. OVER £150 = POST FREE
SHOP HOURS: MON-SAT: 09.30-17.00 SUN: 10.00-16.00

98A Trelowarren Street, Camborne, Cornwall, United Kingdom, TR14 8AN

TEN COMMANDMENTS

Accessories for the discerning OO, O and N gauge modeller.



NEW MODERN INDUSTRIAL BUILDINGS - OO & N GAUGES
OO GAUGE - WALLING AND FENCING
L19 STONE RETAINING WALL (illustrated) 12.95
80mm high x 450mm long approx. Stonecast. Painting required
L62 DRY STONE WALLING 6.00
3 x 150mm sections. Stonecast plaster. Painting required.
L92 CHAINLINK SECURITY FENCING 12.00
Whitemetal posts with mesh. Approx 1m per pack.
L143 WIRE & POST LINSIDE FENCING 3.50
Whitemetal posts with 'wire. Approx 90cm per pack.



NEW MODERN INDUSTRIAL BUILDINGS - OO & N GAUGES
ONE PIECE STONECAST MODERN INDUSTRIAL BUILDINGS.
NO ASSEMBLY REQUIRED. PAINTING REQUIRED. LARGE
RANGE OF SIGNAGE AND ACCESSORIES SUCH AS CCTV
CAMERAS, WIRE SECURITY FENCING, PALLETS, FORK LIFTS
etc ALSO AVAILABLE. SEE OUR WEBSITE FOR FURTHER
INFORMATION ON ACCESSORIES

OO L229 INDUSTRIAL / FARM BUILDING 10.00
L230 GARAGE / WORKSHOP BUILDING (illustrated) 11.00
L231 SMALL MODERN BRICK INDUSTRIAL UNIT 12.00
L232 MODERN IND UNIT WITH DOUBLE DOORS 12.00
N N174 SMALL MODERN BRICK INDUSTRIAL UNIT 7.00
N175 MODERN IND UNIT WITH DOUBLE DOORS 7.00
N176 LARGE MOD IND UNIT W/OFFICE 8.00



READY BUILT & PAINTED BRASS KITS OO GAUGE
NOW AVAILABLE HAND BUILT / PAINTED VERSIONS OF OUR
ETCHED BRASS ACCESSORIES. SUPERBLY FINE DETAIL. KIT
VERSIONS AVAILABLE FROM STOCK. READY BUILT ITEMS
WILL BE EXTREMELY LIMITED - CALL US ON 01383-410032
TO PLACE YOUR ORDER
L140 BRUT TROLRIES - KIT PRICE £7.50 / three
L140 BRUT'S BUILT AND PAINTED - £20 / pack of four
L176 MODERN STATION SEATS - KIT £2.50 / two
L176 SEATS BUILT AND PAINTED - £20 / pack of four
L181 LOCO INSPECTION TROLLEY - KIT £6.50 each
L181 INSPECTION TROLLEY BUILT & PAINTED - £45 (illustrated)

TEN COMMANDMENTS 20 STRUAN DRIVE, INVERKEITHING, FIFE, KY11 1AR
Telephone: 01383 410 032 Email: tencommandments@btinternet.com

Send LARGE SAE for product lists. Please state scale(s) required

Please add £3.00 Post and Packing per order.



Shop on-line at: www.cast-in-stone.co.uk



AGR Model Railway Store

Family Run Business

Buying Pre-owned Collections & Un-wanted Models

NOW STOCKING A WIDE SELECTION OF PRE-OWNED
MODEL & NEW RAILWAY COLLECTIONS ONLINE & INSTORE

Send us a list or bring items in store & we will give you a **FREE** valuation!

Visit our eBay shop & like us on Facebook

eBay Find us on **f**

9 High Street Mews • 28 High Street
Leighton Buzzard, Beds LU7 1EA
Mon-Fri 9am-5pm • Sat 9am-4pm
01525 854788
www.agrmodelrailwaystore.co.uk
sales@agrmodelrailwaystore.co.uk

**Possibly Hampshire's Largest Stockist
of Model Railways, Diecast, Books,
Magazines, Scalextric and much more...
Second Hand Department NOW OPEN.
Hornby Locos - Last Chance !**



R3204 LSWR 0-4-4T M7 Class NRM £129.99



R3327 SR 4-6-0 Maunsell S15 Class £134.99

Monday: Closed
Tuesday to Saturday: 9.00am to 5.00pm
Sunday : see website / call
Tel: 01420 542244
altonmodelcentre.co.uk
7a Normandy Street, Alton
Hants, GU34 1DD

All prices include postage.

www.expressmodels.co.uk LIGHTING SPECIALISTS

The light at the end of the tunnel could be one of our
high intensity headlights fitted to your loco.

We manufacture head and tail lights and coach lighting
units for DCC and DC operation. We also make red or
yellow oil type lamps for steam locos and flashing tail
lights for coaches/wagons.

Why not save on postage and buy your smoke
generators and decoders from us at the same time?

Visit our website which has secure online shopping.

Please send £3.00 for our 50 page catalogue which lists our full range.

**EXPRESS MODELS, 65 CONWAY DRIVE, SHEPHERD,
LOUGHBOROUGH, LEICS. LE12 9PP**

Tel: 01509 829008 Fax: 01509 560878

Email: sales@expressmodels.co.uk



SALE SALE SALE SALE SALE SALE SALE SALE

HORNBY:	DAPOL N:	BACHMANN:
R2844 30934 BR Early£91.00	ND-114A CL153 EMidl£80.00	31-167DC 50795 Black (W)£84.00
R3098 60163 BR Green£94.00	ND-114C 153333 Central£80.00	31-932DC 40957 BR Early£111.50
	ND-135C 6910 BR£79.00	31-933 41157 BR Early£102.50
2301 D5903 grn full yell...£90.00	ND-205C 27008 BR Blue£84.25	31-995 10000 BR Green£89.00
2302 D5908 Grn Full Yell...£90.00	ND-209B 55000 Regional£78.00	32-285 CL101 BR Grn SYP£120.00
2310 D5907 Green Gloss...£93.50		32-286 CL101 Grn Whisk£120.00
2311 D5906 BR Green£93.50	371-381 66405 Malcolm Log£60.00	31-325DC Class 105 BR Blue£95.80
2322 D5905 Grn No Frost...£101.00	371-393 66301 Fastlane£66.00	32-913 CL108 Grn Whisk£84.00
2323 D5909 Green (W)£109.00	372-726 73158 BR Late£94.00	All subject to availability
2724 D5353 BR Green£78.00	372-801 60156 BR Late£96.00	UK P & P from £4.10 per order

We also stock OO & N gauge from Bachmann, Base Toys, Britbus, Classix, Dapol, Dornaplas, EFE,
Farish, Gaugemaster, Heljan, Hornby, Humbrol, Kestrel, Metcalfe, Modelscene, Oxford Diecast,
P. Dundas (N), Peco, Plastruct, Ratio, Superquick, Wills, Woodland Scenic & Deluxe Materials.

ONLINE SHOP www.churchstreetmodels.co.uk

Mon-Sat 9.30-17.30 • Sun 11.00-15.00 (Dec 6-20 Only) • Closed Tues (not Dec) & Bank Hols

Church Street Models, 10A, Church Street, Basingstoke, Hants, RG21 7QE



01256 358060 • Mail Order Welcome



RAILWAY
FLAIR - RAIL
MODELLING

**OPEN 6 DAYS A WEEK
BUY & SELL SERVICE
NEW & SECOND HAND**

WWW.FLAIR-RAIL.CO.UK

UNIT 7, SPRINGFIELD, NURSERY ESTATE, BURNHAM ON CROUCH, ESSEX CM0 8TA

FLAIR - RAIL

01621 786198

info@flair-rail.co.uk

COME SEE US...


www.GoldenValleyHobbies.com

Bridge Kits – OO/HO. See web for pictures.

KIB39700	Single track arched steel 45cm L	£36.20
KIB39701	Single track steel girder 27cm L	£25.00
KIB39702	Single track light steel 38cm L	£27.00
KIB39703	Steel fish belly 34cm L	£27.00
KIB39704	Arched steel truss with piers 67cm L	£48.00
KIB39705	Single track steel truss 27cm L	£17.20
KIB39721	Single track straight stone arch 58cm L	£19.10
KIB39722	Single track curved stone arch 34cm L	£17.20
KIB39723	Converts 39722 to Double track	£20.10
KIB39724	Single track stone river viaduct 63cm L	£46.00
KIB39725	Curved stone viaduct 357mm Rad, 60cm L	£50.90
KIB39726	Converts 39725 to double track	£50.90
KIB39740	Modern concrete single track viaduct 45cm L	£31.30
KIB39750	Universal bridge heads stone (2 pcs.)	£20.10

GVH, Unit 1, Pontrilas Business Park, Pontrilas, Hereford, HR2 0AZ
Original Ballast Spreader still available, see the full range on our website
See our website for existing stockists and our full range. Trade Enquiries welcome. 01981 241 237

ADM TURNTABLES – INDEXING DRIVE SYSTEMS



W www.admturntables.co.uk

T 01933 411127

E alastair@admturntables.co.uk

'One of the best quality turntable drive units currently on the market'
BRM Magazine

ADM Indexing Drive Systems for 'N' and 'OO' gauge layouts**:

• Based on a commercially available turntable uniquely having the bridge live through 360 degrees, preventing breaks in sound equipped locos

• Is a quiet running system, driven by a toothed belt; powered by a stepper motor with up to 100 programmable indexing positions which we think makes it the ultimate 'indexing' turntable solution

** drive systems also available for other sized layouts



For more information please take a look at our website
www.admturntables.co.uk



Manufacturers of in house designed
and
Precision laser cut acrylic plastic
kits for railway modellers

Contact us if you require something
different for your layout

Secure online shopping via

Contact us

Website

www.stoneybridge.co.uk

Email

gavin@stoneybridge.co.uk

Telephone

07970 883663

"EASY-BUILD"

1st Class 7mm Coaches and DMU Kits (2nd class too)



Available now!



Please go to our website at:
www.easybuildcoaches.co.uk
for a full list of our coach kits and interiors.

All Coaches in stock at £135 inc. Glazing, Bogies and Wheels, plus P&P
FULLY BLANKETED STEEL WHEELS £3.00 per axle inc. FREE bearings

For all enquiries contact:

Shawn Kay "Trenarth" Victoria Rd., Camelford, Cornwall. PL32 9XE

07834 063966 until 9pm

E-mail shawn_easybuild@btinternet.com

Laser Cut Kits And Accessories in OO/4mm



- * Fencing * Pallets * Litter Bins * Benches * Walls
- * Extractor Fans * Road Markings * Buildings
- * Lorry & Wagon Loads Plus Much Much More!

From Only £3.99! Free P&P On Orders Over £15!



scalemodelscenery
Tel: 01530 456952
.co.uk

See Our Full Range Of Laser Cut Card Buildings & Accessories!

WINTER WARMERS



This winter, treat
yourself to one of our
growing range of
affordable 3d printed
plastic loco kits

Body only from £40.00

Full kits from £48.00

Available via our website cdcdesign.webplus.net

STREET LEVEL MODELS

GEE DEE MODELS - NOTTINGHAM HORNBY LOCO OFFERS

R3222	Great Western 42xx 2-8-0 4261	£110.95	R3264	CL50 Blue L/Logo 50-046.....	£133.95
R3229	B.R.(W) Star Class 'British Monarch'.....	£127.95	R3227	B.R.01 class 2-8-0 L/crest.....	£122.95
R3329	S15 4-6-0 B.R. L/C 30830	£124.95	R3131	LNER A4 'Great Snipe' Garter Blue ..	£135.95
R3327	S15 Southern Olive Green 824	£124.95	R3252	First Great Western CL153.....	£81.95
R3005	B.R.(W) 28xx 2845 weathered.....	£130.95	R3242	B.R. K1 Black E/Crest 62015	£120.95
R2916	GWR 28xx 2-8-0 2812 Shirtbutton	£111.95	R3240A	B.R. K1 Black L/Crest 62027.....	£120.95
R3225	GWR 72xx 2-8-2T 7233	£118.95	R3305	B.R. K1 Black E/Crest 62059 withd....	£120.95
R3224	B.R. 42xx 2-8-0T L/crest 5239	£107.95	R3235	D16 4-4-0 British Railways	£99.95
R3328	S15 4-6-0 B.R. E/C 30843	£124.95	R3233	D16 4-4-0 L.N.E.R. Black 8825	£99.95
R3330	B.R. 'King George V' E/crest.....	£144.95	R3305	D16 B.R. Weathered 62581	£99.95
R3331	GWR 'King James I'	£144.95	R3003	B.R. B17 'Barnsley' Green L/crest	£99.95
R3332	B.R. 'King Edward VIII'	£144.95			
R3263	CL50 Blue L/Logo 50-024.....	£133.95			

Many other loco's in stock both current & discontinued. Give us a ring for your wanted items
All above prices include VAT. Post £5.00 UK mainland only. Offshore and Overseas at cost.

GEE DEE MODELS - NOTTINGHAM HORNBY COLLECTOR CENTRE
21 HEATHCOAT STREET, NOTTINGHAM. NG1 3AF



www.geedee-modelshop.com

Tel. 0115 9412211




LINDA TINKER
RAILWAY BOOKS

Pre-owned and hard
to find Railway books,
bought and sold

www.lindatinkerrailwaybooks.co.uk

Tel: 44(0)1335 330965

Free UK postage



JUDITH EDGE
etched brass kits



North British/MAN 330hp 0-4-0DH
BR D2900-13 and industrial
£48 + £3 p&p

For full illustrated price list of our range
of 47 diesel, electric and steam locomotives
in 4mm scale (some in 3mm and 7mm) send s&e to:
5, Chapel Lane
Carlton
Barnsley
S71 3LE
Telephone 01226 722309
Email edgemd@aol.com
www.ukmodelshops.co.uk/catalogues/judithedge.html

ITEMS MAIL ORDER LTD

MAYFIELD, MARSH LANE, SAUNDBY,
RETFORD, NOTTS, DN22 9ES

Tel/Fax: 01427 848880

BA SCREWS IN BRASS, STEEL AND STAIN-
LESS. SOCKET SCREWS IN STEEL AND
STAINLESS. DRILLS, RIVETS, TAPS, DIES,
END MILLS, SLOT DRILLS ETC

BRASS CHEESE SCREWS FROM £2.32/100
BRASS ROUND SCREWS FROM £3.85/100
BRASS CSK SCREWS FROM £4.67/100
SOCKET GRUB SCREWS FROM £1.72/10
STANDARD PACK SIZES 10, 25, 50 AND 100

Special Offer
BRASS CHEESE 12 BA X 7/16" £5.96/100

PHONE FOR FREE LIST

INVERTRAIN

Model Railways
7mm O Gauge Specialist


Sole Supplier of Wayoh Coach Bogies
HCBK064 Blackboat Station
£98.00 (plus £4.00 p&p)



For Full Details Of All Our Products,
Please See Our Website at www.invertrain.com
Or Send £4.00 for our latest Illustrated Catalogue To:
33 Rose Gardens, Cairneyhill, Dundfermline, Fife, KY12 8QS

Tel: 01383 880844 (Answer-phone available)
Please make cheques payable to Invertrain Model Railways

R21



3D printed WW1
railway models and
Dockyard/Tram Track

www.rue-d-etropal.com
recreation21@hotmail.com

THE HOBBY GOBLIN
STOKE-ON-TRENT

54 Hamil Road, Burslem, Stoke-on-Trent ST6 1AU
Telephone 01782 818433

- Hornby • Bachmann • Peco • Lenz
- Dapol • Gaugemaster • Plus much more!

OPEN: Tue - Fri 9.30-4, Sat 10-2
T: 01782 818433 / 07973 478294
E: info@thehobbygoblin.co.uk
www.thehobbygoblin.co.uk

New website
and new larger
shop with easy,
free parking!

RHUDDLAN
MODELS

- Model Railways
- Games Workshop
- Die Cast Models
Corgi - Dinky - Matchbox
- Plastic Kits
Airfix - Revell - Etc

NEW AND USED ITEMS
BOUGHT AND SOLD

HIGH ST, RHUDDLAN.
01745 590048
www.rhuddlanmodels.co.uk

Malc's Models

- All gauges of model railways
- New & Second Hand
- Also stockists of Airfix, Revell,
Tamiya and Dragon kits
- Diecast models
- We also repair most makes of locos



Open Mon-Sat 10am-5pm
Closed Weds & Sun

2-4 Pelham Street,
Ilkeston, DE7 8AR
Tel: 07786 896807
www.malcsmodels.co.uk
Email: malcolmgrubey@btinternet.com



TRIDENT TRAINS

No10, The Craft Arcade
Dagfields Craft Centre,
Crewe Road, Walgherton, Nantwich,
Cheshire. CW5 7LG

www.tridenttrains.co.uk

HORNBY-BACHMANN-HELJAN-FARISH DAPOL-PECO-LENZ-
TCS-GAUGEMASTER-METCALFE-RATIO+MUCH MORE

01270 842400

TUTBURY MODELS


COLLECTABLES **01283 814777** MODELS

UNIT 5, TUTBURY MILL MEWS, TUTBURY, Nr. BURTON-UPON-TRENT DE13 9LS

BASS/WORTHINGTON VENT VAN.....£12.50 (plus £2.80 p&p for either one or two)
6-WHEEL MILK TANK NESTLÉ 'OO' GAUGE.....£17.50 (plus £2.80 p&p for either one or two)
BASS/WORTHINGTON GRAIN HOPPER.....£13.75 (plus £2.80 p&p for either one or two)

Pooleys Puffers

Model Railway
Supplies, New &
Second Hand
Bought & Sold



Diecast Models
Kits & Accessories

382a Jedburgh Court, Team Valley Trading Estate, Gateshead, Tyne & Wear. NE11 0BQ
Mon - Thurs - 10am - 5pm. Fri - Sat & Bank holidays please telephone for opening times. Sunday Closed
Tel: 0191 4910202/4106386 Mobile: 07976 519178
www.pooleyspuffers.com e-mail: pooleyspuffers@btopenworld.com

Visiting the Isle of Wight?

UPSTAIRS DOWNSTAIRS
Pier Street - Sandown
PO36 8JR

Two floors of
locomotives, wagons,
coaches, buildings, scenery,
electrics, figures, cars and more!

ALL BRANDS
N-009-HO
00-0n30-G

01 983 406 61 6 - www.trainshop.co.uk



REDCAR MODELS & HOBBIES

Most leading brands of 'OO' gauge model railways & accessories.
Also Diecast, Plastic Kits, Woodland Scenics, K+S Metal Centre etc.

130 High Street, Redcar, Cleveland, TS10 3DH Tel: 01642 494912
(open Tuesday to Saturday)

EMAIL: sales@redcarmodels.co.uk

HORNBY
SERVICE
DEALER

Waddell's Models

56 Bell Street, Merchant City,
Glasgow, Lanarkshire G1 1LQ

0141 552 8044

Open for Modelling Advice, Service & Repairs, DCC Decoder Fitting
and Limited Edition Models selling all scales and gauges
including 2mm, 4mm, N, OO

We stock: Bachmann * Dapol * Farish * Heljan * Hornby * Peco * and many more...

Stevenson Carriages & Millholme Models

4mm Coach Kits in LMS TPOs, LNWR, Midland & LY.
Millhome Loco Kits now available

MM14 Stirling Single No 1 • MM18 Furness Railway D5
MM23 Hull & Barnsley J28 • MM24 Maryport & Carlisle

Order kits & lists by phone 01246 863579
or by email pbarker265@btinternet.com

ZTC Controllers from £210.
ECOS the best UK price!
Taunton Controls Ltd.

DC and DCC
ZTC.....E S U....GAUGEMASTER

HELPLINE 01823327155 9am to 9pm closed Wednesdays

YouChoos

DCC Sound

LET'S MAKE SOME NOISE!

Choose from 100+ British sound projects developed by YouChoos exclusively for the best decoders...



You don't need a PhD to drive our sounds - designed for easy & intuitive control, with automatic features!

Enabling you to make your models special!

0844 7725052
www.YouChoos.co.uk john@youchoos.co.uk



We are now an outlet of Golden Valley Hobbies

Wellingborough Trains & Models

Stockists of: Bachmann, Hornby, Peco, Gaugemaster, Humbrol, Airfix, Fisher-Price Trackmaster, Woodland Scenics, Expo and many more

Childrens craft corner

Wellingborough Trains and Models, 17 Market Street, Wellingborough, Northamptonshire NN8 1AN
 Tel: 01933 274069
 Email: trainsandmodels@gmail.com
 Web: www.trainsandmodel.com

OPENING HOURS:
 Tues to Sat 9.30am - 4pm
 Closed Sun & Mon

New Books from Strathwood

Out Now

Almost SOLD OUT be quick

London Steam Days Remembered I
£29.95



London Midland Steam Days Remembered II



SELLING FAST

London Steam Days Remembered II
£29.95

SELLING FAST

EIGHTIES DAYS BACK TO THE ASHES II



SELLING FAST

EIGHTIES DAYS BACK TO THE ASHES III



Eighties Spotting Days Back to the Ashes II
£19.95

Eighties Spotting Days Back to the Ashes III
£19.95

SYPHON SALUTE 50 YEARS OF CLASS 37s



SELLING FAST

Syphon Salute 50 Years of Class 37s
£19.95

Strathwood
9 Boswell Crescent, Inverness IV2 3ET
TELEPHONE ORDERS
01463 234004

Payment: Visa/Mastercard or Sterling Cheque drawn on a UK Bank.
Order via post, telephone or internet.
 Overseas book orders only: please add 15% for postage
 UK orders under £25 please add £2.95 P&P

www.strathwood.co.uk

We support www.railway.org

THE HOBBY SHOP
Est. 1988
Tel. 01795 531666
www.hobb-e-mail.com

WEST S¹ 122 Faversham, Kent, ME13 7JB SMS Text no. 07889 818727



EXCLUSIVE CL73/1 E6047 from DAPOL in stock NOW £125 + P&P
see our website or visit us to view current stocks

GAS CUPBOARD MODELS
01225 777888

MODEL RAILWAYS

We are here to help

DCC

Retailer of the year

Gas Cupboard Models
6 St Georges Works, Silver Street,
TROWBRIDGE, BA14 8AA



www.gascupboard.co.uk

MAD ABOUT TRAINS OF GAINSBOROUGH (K&M MODELS)

For all your Model Railway needs from design to finished layout, scratch built buildings, trees dioramas etc. We carry a vast selection of scenic materials. We carry a comprehensive range of all aspects of Railway Modeling from track pins to finished layouts. DCC Specialist, repairs, weathering etc undertaken in our own workshop. Hornby, Bachmann, Peco Gaugemaster, Dapol and Knightwing stockists. Large range of scenic materials. We are always looking for second hand collections. Just give us a call or come and visit our shop.



Tel: 01427 811040
Mobile 07858612716
106 Trinity Street, Gainsborough DN21 1HS
e-mail: sales@madabouttrains.co.uk
www.madabouttrains.co.uk

TOWNSTREET

OO

From the Stonecast range that brings realism to your layout

NEW - 6 Road Engine Shed £99.50
Stand Alone Engine Shed Office £39.00
As Above But Without 1 Wall For Side Office £25.00

Send £3.80 post free for our 60 page OO catalogue detailing all our other kits.

TOWNSTREET,
6 KIRKILL, BLENARN, PENRITH,
CUMBRIA, CA10 1TZ
www.townstreetuk.co.uk
MON TO FRI 2-8PM 01768 88456
MAIL ORDER ONLY



WANTED

MODEL RAILWAY & COLLECTABLES

Top Prices Paid

For all makes, all gauges and live steam, aeroplane kits, boats, die cast etc.

Instant cash paid

Will travel to collect



01945 429252
07723 336344
email: dbmodels@live.com
28c Europa Way, Wisbech, Cambs, PE13 2TZ

THE HOBBY BOX

121 High St, Uckfield TN22 1RN Tel: 01825 765296
www.thehobbybox.co.uk

Bachmann | Carrs | C&L | Cambrian | Cooper Craft | Dapol | Eckon | Evergreen | Expo | Farish
 Gaugemaster | Heljan | Hornby | K&M | Kadee | Kestrel | Knightwing | Lenz | P.D. Marsh | Metcalfe | Noch
 Parkside | Peco | Plastruct | Railmatch | Ratio | Romford | Seep | Slaters | Smiths | Springside | Southern Pride
 Superquick | SJE Finecast | SWP | Tiny Signs | Wills | Woodland Scenics Etc.

Open: Tue-Fri 10am-5.30pm, Sat 9.30am-5pm

Jacksons Models
and Railways

33 New Street, Wigton, Cumbria CA7 9AL
Tel: 01697 342557



- TRUCKS • CARS • PLANT •
- KITS • PLANES • MILITARY •
- RAILWAY • BUSES •

Stocking Model Railways by Hornby, Bachmann, Farish, Peco, Dapol, Metcalfe, Corgi, Oxford etc.
Railway Scenery by Gaugemaster, Woodland Scenics, Javis, Expo etc.

Shop opening hours: Monday - Friday 9am - 5pm;
Saturday 10am - 3pm; Closed Sunday and Wednesday;
Late night opening Thursday until 7pm





www.jacksonsmodels.co.uk

CORK SHEET FOR TRACKLAYING	
36" x 24" x 1/16" thick.....	each £5.475 or more each £4.41
36" x 24" x 1/8" thick.....	each £7.235 or more each £6.33
36" x 24" x 3/16" thick.....	each £11.285 or more each £10.04
CORK ROLLS FOR TRACKLAYING	
1 1/4" wide x 1/16" thick x 98' long.....	each £13.10
7/8" wide x 1/16" thick x 98' long.....	each £10.32
7/8" wide x 1/8" thick x 98' long.....	each £11.43
2 3/16" wide x 1/16" thick x 98' long.....	each £21.49
1 1/4" wide x 1/8" thick x 98' long.....	each £22.61
1 1/2" wide x 1/16" thick x 98' long.....	each £16.18
1 1/2" wide x 1/8" thick x 98' long.....	each £25.92
CHAMFERED CORK FOR TRACKLAYING	
1" wide x 1/8 thick x 19 1/2' long.....	per 10 £8.59
1 3/4" wide x 3/16" thick x 19 1/2' long.....	per 10 £11.54
NATURAL GRANULATED CORK FOR BALLAST AND SCENIC DISPLAY	
Natural 0.5/1.0mm, 80g bag.....	each £5.07
Natural 2.0/3.0mm, 80g bag.....	each £5.07
Natural 4.0/5.0mm, 80g bag.....	each £5.07
COLOURED CORK GRANULES FOR BALLAST AND SCENIC DISPLAY	
Grey 0.5/1.0mm 80g bag.....	Down to each £5.07
Grey 2.0/3.0mm 80g bag.....	Down to each £5.07
Light Green 0.5/1.0mm 80g bag.....	Down to each £5.07
Mid Green 0.5/1.0mm 80g bag.....	Down to each £5.07
CORK BARK FOR SCENIC DISPLAY	
Per large bag.....	each £7.60

All items including postage • Trade enquiries welcome

QUALITY CORK SUPPLIES

Unit F3, Anchorbrook Industrial Estate, Lockside, Aldridge WS9 8BZ
Tel: 01922 455736 Fax: 01922 745244
or buy online at www.charlescantrell.com

MORRIS MODEL S

NORTH LANCING

BRITISH RAILWAYS

PECO dapol bachmann

PLUSH MANY OTHER RANGES OF SCENIC MATERIALS, BUILDINGS, VEHICLES etc

BICYC-LED

OO/HO & N
Cycles & M/cycles
with working
lights!!

See our webshop
for details

CONTINENTAL RAILWAYS

FLEISCHMANN Roco BRAMA TRIX

herpa FALLER HORNBY Preiser

BACHMANN NOCH MINITRAINS

Easy free parking!!

Open Mon – Sat
9.30 to 5.00

MODEL RAILWAY SOLUTIONS

Tel: 01202 798068

Email: info@modelrailwaysolutions.co.uk

Contact us for a quote on all your baseboard
and helix requirements, either bespoke or
from our own modular range.

Please take a moment to browse our online store or visit us at -
Unit 1, 10-12 Alder Hills, Poole. Dorset. BH12 4AL.

www.modelrailwaysolutions.co.uk

BRITISH RAIL

38-525X



Horse Boxes last remaining few available in Eastern or Southern Region liveries. Can be supplied in pristine or weathered finish. Contact us for more information. Prices from **£28.50 (+p&p)**

37-975Y



NEW!

Bachmann OO/HO scale, 'Birds Eye' triple pack of conflat with two AFP containers **£59.95 (+p&p)**. Also available weathered for **£69.95 (+p&p)**

A full list of TMC EXCLUSIVES is available online.

(weathered)



37-529Z

Bachmann OO/HO scale, 20T Standard Brake Van BR bauxite. TMC Exclusive weathered by TMC **£28.50 (+p&p)**. Also available pristine **£24.50 (+p&p)**

NEW!



(weathered)

37-980V

Bachmann OO/HO scale, Shunters Running Wagon Conflat A Match Truck. Available pristine or weathered. Exclusive to TMC. Pristine **£16.95 (+p&p)** weathered **£21.50 (+p&p)**



SCENECRAFT OO/HO GAUGE BUILDINGS

44-101Z

Country Church

RRP £109.95

(You save **£15.45**)

TMC Selling Price

£94.50 (+p&p)



44-012Z/44-022Y

Goatland Station & extensions

TMC Exclusive RRP £79.99

(You save **£12.49**)

TMC Selling Price

£67.50 (+p&p)



44-076Z

Scripps Garage Exclusive

£34.50 (+p&p)



44-062Z

NER 2 Road Engine Shed &

Office Building

RRP £89.99 (You save **£10.00**)

TMC Selling Price **£79.99 (+p&p)**

44-043Z Birch Hall Inn

RRP £49.99 (You save **£5.00**)

TMC Selling Price **£44.99**

(+p&p)



44-043Y

Heartbeat 'Aidensfield

Arms' RRP £79.99

(You save **£10.00**)

TMC Selling Price

£69.99 (+p&p)



CONTACT US

websales@tmc-direct.com

01947 899125

OPENING HOURS

Monday - Friday: 8am - 5pm

Saturday: 8am - 4pm

Sunday: By Appointment

VISIT US

The Model Centre,
Hill Farm,
Beck Hole,
Goatland,
Nr Whitby,
North Yorks
YO22 5LF

STAY WITH US



www.stayhfhc.co.uk
enquiries@stayhfhc.co.uk
01947 899125 (option 3)

Please make cheques payable to:
'The Model Centre'

ALL GOODS IN STOCK OR ON ORDER AT TIME OF GOING TO PRESS, PRICES MAYBE SUBJECT TO CHANGE WITHOUT NOTICE. E & OE.

*TMC Price Match Promise.

TMC match all major model retailers prices wherever possible subject to availability & our own T&Cs. Pre-Orders subject to price ruling at date of despatch.

CUSTOM SPECIALIST

TMC
Custom Finish

44-046X - Scenecraft
TMC Exclusive brick built outhouse (below) can be used with the pair of cottages or with other terraced houses (right) to create what was a very common sight during the Victorian period onwards.
£11.50 (+p&p)



RENDERED WORKERS COTTAGES

44-125X & 44-046X

Several pairs of cottages (above & below) can be used to create an effective terrace in conjunction with the outhouse.



44-125X Pair of TMC Exclusive cottages by Scenecraft **£32.50 (+p&p)**



TMC EXCLUSIVE

44-125X & 44-046X
INTRODUCTORY OFFER
COTTAGES & OUTHOUSE
BOTH FOR ONLY
£39.99 (+p&p)

Re-creating History with Every Model

Buy pristine or ready weathered models from stock, or pre-order new releases at competitive prices. We stock the full Woodland Scenics range, as well as Metcalfe, Oxford Diecast, Peco, Ratio, Wills, Gaugemaster, Humbrol and Noch! Our **TMC Price Match*** ensures you the best possible quality & value. For regular updates, more information & *Custom Finish* prices, see our **NEW** website.

Send us *your* standard models

DDC & DCC SOUND Fitting Service
TMC now offer a comprehensive chip fitting service for N & OO Gauge. For non DCC ready & DCC ready models



Step 1 - Contact us by phone or go to:

www.themodelcentre.com/customisation-at-tmc to select your customisation requirements.

Step 2 - Send your models to us with your contact details and requirements.

Step 3 - TMC will customise your models.

Work usually takes around one week, however during busy periods this may vary.

Step 4 - We will return your enhanced models to the address provided.

N GAUGE



Graham Farish, 37025, class 37/0 'Inverness TMD' (fitted nameplates) renumbered & weathered by TMC
RRP £179.95 (You save £15.50)
TMC Selling Price £164.45 (+p&p)



Graham Farish, 35005 Merchant Navy class, Canadian Pacific, real coal, renumbered & weathered by TMC
RRP £244.95 (You save £24.96)
TMC Selling Price £219.99 (+p&p)



Graham Farish, 35001 Merchant Navy class 'Channel Packet' real coal, renumbered & weathered by TMC
RRP £244.95 (You save £24.96)
TMC Selling Price £219.99 (+p&p)



Graham Farish, 46247 'City of Liverpool' BR maroon, real coal, renumbered & weathered by TMC
RRP £234.95 (You save £24.96)
TMC Selling Price £209.99 (+p&p)

OO/HO GAUGE



R3327 Hornby, SR 4-6-0 Maunsell S15 class 824 with real coal, parts pack & weathered by TMC
RRP £184.99 (You save £15.04)
TMC Selling Price £169.95 (+p&p)



R3328 Hornby, 4-6-0 Maunsell S15 class, BR (early) with real coal & weathered by TMC
RRP £174.99 (You save £15.04)
TMC Selling Price £159.95 (+p&p)



R3329 Hornby, BR 4-6-0 Maunsell S15 class, BR (late), real coal, parts fitted & weathered by TMC
RRP £174.99 (You save £15.04)
TMC Selling Price £159.95 (+p&p)



R3330 Hornby, GWR 4-6-0 'King George V' 6000 class with real coal, parts fitted one end & weathered by TMC
RRP £209.99 (You save £15.00)
TMC Selling Price £194.99 (+p&p)



R3331 Hornby, GWR 4-6-0 'King James I' 6000 class with real coal, parts fitted & weathered by TMC
RRP £209.99 (You save £15.00)
TMC Selling Price £194.99 (+p&p)



R3263 Hornby, BR class 50 (large arrow, black roof) 'Vanguard' 50024, weathered by TMC
RRP £177.99 (You save £16.04)
TMC Selling Price £161.95 (+p&p)



OR76AR001 Oxford Rail, Adams Radial 4-4-2T 30583, BR black, late crest with real coal & weathered by TMC
RRP £144.99 (You save £20.00)
TMC Selling Price £124.99 (+p&p)



30-048 Bachmann, class 37 'An Comunn Gaidhealach' 37418 with DCC sound, parts fitted one end & weathered by TMC
RRP £279.95 (You save £45.00)
TMC Selling Price £234.95 (+p&p)

www.themodelcentre.com

Now Accepting **PayPal**



Next day delivery on 'in stock' items, for the flat rate of £4.95 up to 5kg. Highlands and islands are subject to surcharge and will be sent via Royal Mail.



PHONE/ORDER HOTLINE
(0114) 2551436

Open 9:00am - 5:00pm

24 Hr Answerphone service for orders



RAILS OF SHEFFIELD

SHOP OPENING HOURS:

9:30am - 5:00pm

Monday - Saturday

Free parking outside the door!

HORNBY

FULL RANGE STOCKED AT BARGAIN PRICES

R3115	BR 4-6-2 Unrebuilt West Country Class 'Exeter' BR Green #34001	TBA
R3233	LNDR 4-4-0 D16/3 Class - Pre 1948 Locomotive	£96.50
R3234	BR 4-4-0 D16/3 Class - Early BR Locomotive	£96.50
R3235	BR 4-4-0 D16/3 Class - Early BR (1948) Locomotive	£96.50
R3239	BR 0-6-0 700 Class Drummond - Late BR Loco 30315	£96.50
R3240	BR 0-6-0T 700 Class - Early BR	£96.50
R3243B	BR 2-6-0 62064 K1 Late BR	£114.50
R3261	Network Rail 0-6-0 Class 08 417 Diesel Shunter	£87.50
R3262	DCR A1A-A1A Diesel Class 31452 Locomotive	£142.50
R3263	BR Co-Co Diesel Electric 'Vanguard' Class 50 024	£129.95
R3264	BR Co-Co Diesel Electric 'Ajax' Class 50	£129.95
R3266	BR Sub-Sector Co-Co Diesel Electric 'Quinga' Class 60090	£139.50
R3300	Sir Winston Churchill's Funeral Train Pack - Limited Edition	TBA
R3301	BR Green 4-6-0 'Earl of Mount Edgumbe' 4073	
	Castle Class 2014 Loco	£127.50
R3303	BR 4-4-0 D16/3 Class - Early BR, Weathered	£96.50
R3304	BR 0-6-0 Drummond 700 Class - Early BR, Weathered	£96.50
R3310	BR 4-6-2 'Bude' West Country Class - Late BR	£124.50
R3311	BR 4-4-0 'Westminster' Schools Class - Early BR	£119.50
R3312	BR Green 4-6-2 'Minoru' A3 Class - BR 1955	£144.50
R3313	LMS 0-6-0 4F Class - LMS Unlined Locomotive	£87.50
R3315	BR Black 4-4-0 Fowler 2P Class - Late BR Loco	£87.50
R3316	S&DR 4-4-0 Fowler 2P Class Locomotive	£87.50
R3318	BR 4-6-0 'Gilwell Park' B17/3 Class - Early BR Locomotive	£116.50
R3320	BR Blue 4-6-2 'Golden Eagle' A4 Class - Early BR Locomotive	£127.50
R3323	BR Black 4-6-0 'Black 5' Class SMT - Late Crest	£119.50
R3324	LNDR 0-6-0T J50 Class Locomotive	£69.50
R3325	BR 0-6-0T J50 Class Locomotive - Early BR	£69.50
R3327	BR Black 2-8-0 Class O1 Locomotive 63663	£115.50
R3328	BR 4-6-0 Maunsell S15 Class - Early BR	£119.50
R3329	BR 4-6-0 Maunsell S15 Class - Late BR	£119.50
R3330	BR 4-6-0 'King George V' 6000 Class - Early BR	£139.50
R3331	GWR 4-6-0 'King James I' 6000 Class	£139.50
R3332	BR 4-6-0 'King Edward VIII' 6000 Late BR	£139.50
R3336	LNDR 4-6-2 'Flying Scotsman' A3 Class - NRM 2015 Rededication	£149.50
R3340	BR 2-HAL 2 Car Electric Multiple Unit Train Pack	£114.50
R3343	First Great Western Class 08 822 Diesel Shunter 'John'	£94.50
R3345	Freightliner Co-Co Diesel Class 66504	£61.50
R3346	DB Schenker Co-Co Diesel 'Marco Polo' Class 92	£70.50
R3347	EWS Co-Co Diesel 'Wagner' Class 92019 Electric Loco	£71.50
R3351	Northern Rail Diesel Class 153 Diesel Loco	£79.50
R3352	FGW Diesel Class 153 Diesel Loco	£79.50
R3353	Balfour Beatty 4WDH Sentinel	£49.50
R3365	East Coast Trains Bo-Bo Electric Class 91 120 Loco	£79.50
R3370TTS	BR 4-6-0 'King Richard II' 6000 Class BR (Early) with TTS Sound	£159.50
R3371	RailRoad LNDR 4-6-2 'Mallard' A4 Class Loco	£74.50
R3374	BR Class 71 '71012' - BR Blue	£132.00
R3380	LNDR 0-6-0 '75101' J15	£96.95
R3381	BR 0-6-0 '65475' J15 - Early BR	£96.95

See our website for full Hornby 2016 range.

PRICE PROMISE

We guarantee the price of our forthcoming releases for Locomotives, coaches and wagons to be at least 10-25% less than the RRP at the time of release. We also offer large discounts on many of our railway accessory ranges.

We continually monitor other retailers to ensure that our prices are always competitive.

JUST LOOK FOR THE



BACHMANN

FULL RANGE STOCKED AT BARGAIN PRICES

30-048	The Highlander Digital Sound Train Set	£254.50
30-325	Ambulance Train No.40 Train Pack	£131.50
30-525	The Shakespeare Express Train Pack	£194.50
30-575	The Railway Children Train Pack	£114.50
31-088	3200 (Earl) Class 9028 BR Black Early Emblem	£118.96
31-089	3200 (Earl) Class 3214 GWR Green Shirt-Button Monogram	£118.96
31-119	BR Standard Class 4MT #75035 BR Black L/Crest - Weathered	£127.46
31-168	OO Scale L&YR 2-4-2 Tank 10713 LMS Crimson	£84.95
31-169	OO Scale L&YR 2-4-2 Tank 50705 BR Lined Black Early Emblem	£84.95
31-204	Patriot Class 5330 'Sir Frank Ree' LMS Crimson	£131.71
31-214	Patriot Class 4-6-0 'Giggleswick' #45538 BR Green Early Emblem	£131.71
31-433	Midland Class 1F 1739 LMS Black Open Cab	£81.56
31-434	Midland Class 1F 41803 BRITISH RAILWAYS Black	£81.56
31-440	Ivatt Class 2MT 2-6-2 Tank #41243 BR Lined Black Early Emblem	£106.21
31-461A	C Class 0-6-0 1294 Southern Railway Black	£106.21
31-462A	C Class 0-6-0 31227 BR Black Early Emblem	£106.21
31-480	G2A 9376 LMS Black with Tender Black Cab	£101.96
31-528A	Class A2 60529 'Pearl Diver' BR Lined Green Late Crest	£144.46
31-531	Class A2 60536 'Trimbs' BR Lined Green Early Emblem	£144.46
31-614	Class V3 Tank #67609 BR Lined Black Late Crest Cranked Pipes	£106.21
31-656	Class 47 47256 BR Green Full Yellow Ends (TOPS) Weathered	£110.46
31-659	Class 47 47001 BR Blue Weathered	£110.46
31-660	Class 47/4 47436 BR Blue Large Logo	£101.96
31-679	Type ALS Electric #E3095 BR Electric Blue Small Yellow Panel	£118.96
31-781	Modified Hall 7903 Foremark Hall	£99.50
32-034A	Class 20 20141 BR Green Full Yellow Ends Weathered	£91.95
32-038DS	Class 20 #20124 BR Blue Indicator Disks - Weathered - SOUND	£183.95
32-044	Class 20 #D8028 BR Green Indicator Discs with Tablet Catcher	£87.95
32-065	Class 43 'Warship' #D865 'Zealous' D865 BR Maroon Yellow Panel	£111.50
32-066	Class 43 'Warship' 'Pegasus' #D835 BR Green Yellow Panel	£111.50
32-085	Class 56XX #6639 BR Black Early Emblem	£71.95
32-115B	Class 08 08818 BR Blue Wasp Stripes Weathered	£84.96
32-119	Class 08 08907 DB Schenker	£76.46
32-120	Class 08 13287 BR Plain Green Early Emblem	£76.46
32-131	Class 45XX Prairie Tank 4539 Great Western Green	£80.71
32-227B	Fowler Class 3F 0-6-0 (Jinty) 7341 LMS Black	£72.21
32-235	Fowler Class 3F 0-6-0 (Jinty) 47673 BR Black Late Crest Weathered	£80.71
32-285	Class 101 2 Car DMU BR Green with Speed Whiskers	£127.95
32-286A	Class 101 2-Car DMU BR Green Yellow Warning Panel Weathered	£144.46
32-331	Class 25/1 #25043 BR Green Full Yellow Ends - Weathered	£89.21
32-370	Class 37/4 37405 DRS Compass	£101.96
32-390	Class 37/7 37706 'Conidae' Railfreight Petroleum Sector	£101.96
32-391DS	Class 37/7 37796 Railfreight Coal Sector - SOUND	£203.96
32-442	Class 24/1 #24137 BR Blue	£93.46
32-482	Class 40 97407 'Aureol' BR Blue Departmental Weathered	£127.46
32-483	Class 40 D338 BR Green Split Head Code Small Yellow Panel	£118.96
32-484	Class 40 40159 BR Blue Centre Head Code Full Yellow Ends	£118.96
32-610	Class 90 90023 Intercity	TBA
32-611	Class 90 90037 Railfreight Distribution	TBA
32-612	Class 90 90042 Freightliner 'Powerhaul'	TBA
32-680	Class 45 #45036 BR Blue Split Centre Head Code	£101.96
32-762DS	Class 57/3 'The Hood' #57312 Virgin - Weathered - SOUND	£191.95
32-784	Class 37/0 #37242 Mainline Blue Centre Head Code - Weathered	£99.95
32-785DS	Class 37/0 #37254 BR Departmental - Weathered - SOUND	£191.95
32-786	Class 37/0 #37174 EWS Domino Head Code - Weathered	£99.95
32-880	Fairburn 2-6-4 Tank 2278 LMS Black Weathered	£106.21
32-881	Fairburn 2-6-4 Tank 42105 BR Lined Black E/Emblem Weathered	£114.71
32-882	Fairburn 2-6-4 Tank 42062 BR Lined Black Late Crest	£106.21
32-992	Wickham Type 27 Trolley Car BR Engineers Yellow	£67.96
32-993	Wickham Type 27 Trolley Car BR Engineers Yellow Wasp Stripes	£67.96

Colour coding:

No DCC

DCC READY

DCC Fitted/Sound

PLEASE NOTE:

All items currently in stock are despatched immediately.

Forthcoming releases will be despatched immediately upon release.

If your order contains both current items and forthcoming releases then these will be despatched separately and subject to separate delivery charges.

GRAHAM FARISH

FULL RANGE STOCKED AT BARGAIN PRICES

370-080	'Countryside Coal' Digital Train Set	£144.50
370-300	Landscape Train Collectable Train Pack	£89.50
370-400	Longmoor Military Railway Train Pack	£119.50
370-500	Cumbrian Mountain Express Collectable Train Pack	£132.50
371-01SC	Class 08 08672 BR Blue Wasp Stripes	£76.46
371-021A	Class 08 D3785 BR Green Late Crest	£76.46
371-031A	Class 20 Twin Pack Hunslet-Barclay	£178.07
371-050C	Class 04 D2283 BR Green Warning Stripes	£72.21
371-051C	Class 04 D2295 BR Blue Wasp Stripes	£72.21
371-054	Class 04 D2332 'Lloyd' NCB Yellow	£72.21
371-063	Class 03 D2383 BR Green Wasp Stripes Weathered	£76.46
371-064	Class 03 03170 BR Blue Wasp Stripes & Air Tanks Weathered	£76.46
371-168	Class 37/5 #37506 Railfreight Red Stripe	£95.50
371-286	Class 55 'Kings Own Yorkshire Light Infantry' #D9002 BR Grn SYP	£95.50
371-287	Class 55 of Wales's Own Regiment of Yorkshire #55005 Blue	£95.50
371-329	Class 150/2 #150247 BR Sprinter - Weathered	£131.71
371-330	Class 150/1 #150128 First Great Western	£123.21
371-358	Class 60 60021 Colas	£101.96
371-383A	Class 66 66101 DB Schenker	£101.96
371-384	Class 66 #66209 EWS - Weathered	£99.50
371-396	Class 66 (Low Emission Variant) 'Interhub GB' #66731 GBRf	£95.50
371-397	Class 66 66434 DRS Plain Blue Compass	£101.96
371-455	Class 37 #37251 BR Blue - Weathered	£99.95
371-604	Class 42 Warship 'Onslaught' #D832 BR Green	£94.50
371-656	Class 57 #57312 Network Rail Yellow	£95.50
371-880	Class 108 2 Car DMU BR Green Small Yellow Panel	£123.21
371-987	Class 64xx 0-6-0 Pannier Tank #6400 BR Lined Green Late Crest	£76.46
372-060	Midland Class 4F #43924 BR Black Late Crest Fowler Tender	£87.50
372-061	Midland Class 4F #3851 LMS Black Johnson Tender	£87.50
372-062	Midland Class 4F #43875 BR Black Early Emblem Johnson Tender	£87.50
372-080	Class B1 #61045 BR Lined Black Early Emblem - Weathered	£118.96
372-138	Class 5 #5190 LMS Plain Black	£103.50
372-139	Class 5 #45206 BR Lined Black Early Emblem	£111.50
372-310	Merchant Navy Class #35024 'East Asiatic Company' BR Blue E/E	£127.95
372-311	Merchant Navy Class 35023 Holland-Afrika Line	£127.95
372-312	Merchant Navy Class #35028 'Clan Line' BR Green Late Crest	£127.95
372-313	Merchant Navy Class 35021 New Zealand Line	£127.95
372-330	BR Standard Class 3MT Tank #82028 BR Black L/C - Weathered	£101.96
372-331	BR Standard Class 3MT Tank #82020 BR Plain Green Late Crest	£93.46
372-385	Class A2 'AH Peppercorn' #525 LNER Apple Green	£127.95
372-386	Class A2 Bachelors Button' #60537 BR Brunswick Green E/E	£135.96
372-387	Class A2 60527 'Sun Chariot' BR Lined Green Late Crest	£135.96
372-388	Class A2 'Blue Peter' #60532 BR Lined Green Late Crest	£135.96
372-536	Class 4MT Tank #80119 BR Lined Black Late Crest	£97.71
372-578	Rebuilt Royal Scot 'Royal Scot' #6100 LMS Crimson (Preserved)	£118.96
372-579	Rebuilt Royal Scot 'Royal Ulster Rifleman' #46122 BR Green Late Crest - Heavily Weathered	£127.46
372-625	Ivatt Class 2MT #46521 BR Lined Green Late Crest	£95.50
372-626	Ivatt Class 2MT BR Lined Black E/Emblem Locomotive 46440	£95.50
372-653	BR Standard Class 4MT #76079 BR Lined Black Early Emblem	£103.95
372-725	BR Standard Class SMT 73068 BR Lined Grn Late BRIC Tender	£103.50
372-930	N Class 2-6-0 #1406 SR Olive Green Slope-sided Tender	£99.95
372-931	N Class 2-6-0 #31844 BR Black Early Emblem	£99.95
372-932	N Class 2-6-0 #31811 BR Black Late Crest	£99.95
372-933	N Scale N Class 2-6-0 810 SWCR Grey	£99.95

RAILS BLACK LMS LIMITED EDITIONS

31-999X	LMS Twin Loco 10001 in BR Black with Chrome trimmings and no emblem	£134.99
---------	---	---------

UK POSTAL RATES: £4.00 (1st Class), £4.50 (1st Class Recorded), Special Delivery £8.50 next day delivery inc Saturdays by 1:00pm (orders must be placed before 2:00pm on date of despatch), £7.50 per parcel over 2kg sent via ParcelForce courier for next day delivery inc Saturdays (orders must be placed before 3:00pm on date of despatch). This excludes post codes: IV, HS, KA27-28, KW, ZE, PA20-78, PH15-50, BT, IM, TR21-25, JE-GY and P031-41 which will be charged at £12.

WORLDWIDE POSTAL RATES: Postage charged at cost sent via Royal Mail Airmail under 2kg, ParcelForce over 2kg. (Air sure and international signed for available on request). Non EEC countries are VAT deductible.

New releases may be booked in advance. All mail order or telephone orders despatched immediately with an immediate refund or follow-on option on 'Out of Stock' items. Please advise with your order.

All goods are either in stock or on order. By Car: From M1 South, Junction 29, follow A617 to Chesterfield then A61 to Sheffield. From M1 North, Junction 33, follow Parkway then A61 Chesterfield Road.

DAPOL AT BARGAIN PRICES

N GAUGE **OO GAUGE** **O GAUGE**
GOLD STAR STOCKISTS
FULL RANGE STOCKED
Call us or see our website for
more details and bargain prices

ESU Loksound AT BARGAIN PRICES

V4.0 Steam Sound	Classes A4 Pacific, A1/A2 Pacific, A1 Pacific 'Tornado'	£94.50
Decoder with Speaker	GWR Pannier 57xx, GWR Manor 78xx, BR/LMS Mogul, 4MT Tank, Jubilee, BR/LMS Fairburn, Ivatt Class 4, 3F Jinty, Bulleid Pacific	
V4.0 Diesel Sound	Classes 03/08/20/24/25/31/37/40/43 HST/44/45	£94.50
Decoder with Speaker	Classes 45/50/52/55/57/66/67/108 DMU/158 Sprinter	
DCCSFT	Fitting service for all OO gauge Steam Classes	£25.00
DCCDIFT	Fitting service for all OO gauge Diesel Classes	£25.00

All sound decoders are available with either 8 or 21 pin connectors, several of the steam decoders are suitable for use in other locomotives. See our website for more details.

50010	ECosBoost ext Booster 4A DCC/MOT/SX/mfx	£197.50
50011	ECosBoost ext Booster 8A DCC/MOT/SX/mfx	£369.50
50095	ECosDetector Extension Module – 32 outputs	£42.50
50200	ECosCommand Station (2nd Gen) 15-21V & Colour Touchpad	£499.99
50300	Navigator Digital System Wireless IR Handset & Base Station	£258.50

DECODER FITTING SERVICES

DCCFIT6	DCC Decoder fitting service for N gauge 6 pin DCC Ready locomotives	£29.50
DCCFIT8	DCC Decoder fitting service for OO gauge 8 pin DCC Ready locomotives	£29.50
DCCFIT21	DCC Decoder fitting service for OO gauge 21 pin DCC Ready locomotives	£29.50

The charges for our fitting services are inclusive of the cost of the decoder which will either be a Hornby 4 or Bachmann 3 function decoder chosen at our discretion.

HELJAN AT BARGAIN PRICES

OO GAUGE **O GAUGE**
FULL RANGE STOCKED
Call us or see our website for
more details and bargain prices

6000	Heljan O Gauge Class 60 Railfreight sector	£495.00
6001	Heljan O Gauge Class 60 Loadhaul	£495.00
6002	Heljan O Gauge Class 60 EWS	£495.00

DAPOL AT BARGAIN PRICES

Dapol 'O' Gauge Terrier

7S-010-004	Terrier AIX LBSC Improved Green Thames	£199.95
7D-008-000	Class 08 # D3048 BR Green L/C No Warning Panels	£169.95
7D-008-001	Class 08 # 13115 BR Green E/C No Warning Panels	£169.95
7D-008-002	Class 08 # 08529 BR Blue Wasp Stripes	£169.95
7D-008-003	Class 08 # D3084 BR Green Wasp Stripes Late Crest	£169.95

PHONE/ORDER HOTLINE

(0114) 2551436

Open 9:00am - 5:00pm

24 Hr Answerphone service for orders



Gift Vouchers

Why not treat someone to a
Rails of Sheffield Gift Voucher.
Purchase by phone or through our website.

GAUGEMASTER AT BARGAIN PRICES

DCC-ADS8FX	DCC Concepts DCD-ADS8FX COBALT Solenoid Accessory Decoder (8 output)	£64.00
DCC-ADS2FX	DCC Concepts DCD-ADS2FX COBALT Solenoid Accessory Decoder (2 output)	£16.95
DCC01	Prodigy Express Package	£119.95
DCC02	Prodigy Advance Package	£209.50
DCC03	Prodigy Advance 2 Wireless Starter Set	£359.50
DCC13	Prodigy Advance 2 Wireless Walkaround	£149.50
DCC14	Prodigy Advance 2 Backlit Walkaround	£99.00
DCC23	6 Pin N Gauge Plug-in Decoder	£21.00
DCC27	OMNI 21 & 8 Pin Decoder	£15.95
DCC30	Accessory Decoder	£46.75
DCC40	Auto Reverse Module	£31.50
DCC51	Prodigy Wireless Conversion Set	£199.50
DCC55	Prodigy Advance Wired Computer Interface Cable	£43.50
Model D	Twin Track Controller	£67.50
Model Q	Four Track Controller	£124.50
PM1	Point Motor with Accessory Switch	£4.25
PM2	Point Motor	£3.50
PM4	Point Motor Self Latching with Switch	£4.95
100M	Single Power Controller	£67.95

PECO AT BARGAIN PRICES

FULL RANGE STOCKED
All Gauges Track and Accessories
Call us or see our website for
more details and bargain prices

DJ MODELS AT BARGAIN PRICES

Advance Orders Now Being Taken
for the new DJ Models Range
Call us or see our website for
more details and bargain prices

MASSIVE JANUARY SALE EXTENDED
FULL HORNBY 2016 RANGE NOW AVAILABLE
TO PRE-ORDER AT BARGAIN PRICES
SEE OUR WEBSITE OR CALL FOR DETAILS

ALSO STOCKED AT BARGAIN PRICES

In addition to full ranges from all the manufacturers featured here we also offer full ranges from:



and many more. If you can't find the product you are looking for on our website then please contact us and we can order it in for you. Check out our eBay stores to see what discontinued and rare items we have on offer and for your chance to pick up a second-hand bargain today.

Visit: <http://stores.Ebay.co.uk/Rails-Of-Sheffield>

Visit: <http://stores.Ebay.co.uk/The-Rails-of-Sheffield-Vault>

MODEL RAILWAYS BUY – SELL – EXCHANGE ANY GAUGE ANY AGE TOP PRICES PAID

www.railsofsheffield.com

OFFICIAL HORNBY
COLLECTORS CENTRE

Est 1975

FOR MORE SPECIAL OFFERS AND UP TO THE
MINUTE RELEASES VISIT OUR WEBSITE

TELEPHONE/ORDER
HOTLINE

(0114) 2551436

Open 9:00 am - 5:00 pm
24 Hr Answerphone service for orders



RAILS OF SHEFFIELD

SHOP OPENING HOURS:

9:30 am - 5:00 pm

Monday - Saturday

Free parking outside the door!

WANTED

CASH OR PART EXCHANGE

We urgently require collections of any size featuring products from the following manufacturers:



We are always on the lookout for all types of kit built models including Pro-Scale, Nu-Cast, Golden Age Models, Silver Fox Models, Comet Models, David Andrews and Japanese/Korean Brass in addition to all manufacturers above.

Please do contact us if you are at all unsure as to whether we would be interested in your collection.

We value your used models very highly and will pay top prices for all items offered.

We provide a fast, professional and friendly service from our family run business.

Distance is no object and anything is considered.

Please telephone us on 01142 551436, email secondhand@railsofsheffield.com, fax us on 01142 555982 or post your lists to the address at the bottom of the page, all enquiries answered.

RAILS OF SHEFFIELD, 21/29 CHESTERFIELD ROAD, SHEFFIELD, S8 0RL. TEL(0114) 255 1436, 8 LINES. FAX (0114) 255 5982
PHONE/FAX/24 HR ANSWERPHONE FOR ORDERS OUTSIDE SHOP HOURS. EMAIL: info@railsofsheffield.com WEBSITE: <https://railsofsheffield.com> (E & OE)



MODEL RAILWAYS BOUGHT AND SOLD

We probably have the largest selection of pre-owned model railways on the south coast.

We stock new PECO, Hornby, Bachmann, Javis, Expo, Woodland Scenics, Metcalfe, Graham Farish, TCS decoders, Kadee Couplers and more!

On our website we have a selection of our pre-owned locomotives with much more on display in the shop!

Telephone: 023 80 772 681

www.ronlines.com • r.lines@hotmail.co.uk

342 Shirley Road, Southampton, SO15 3HJ

RADLEY MODELS www.radleymodels.com

**DREADNOUGHTS
TO GO WITH THE
METROPOLITAN
BO-BO Sarah
Siddons BY
HELJAN
BUY IN KIT OR
RTR
RING 01425479377**




Model Scenery Supplies

An internet based shop supplying hundreds of items you need to build realistic terrains and landscapes. With fast, reasonably priced postage.

Take a look at our new and improved website.

Loaded with lots of new and exciting products!

www.modelscenerysupplies.co.uk



NEW OO & O PLANTS & FLOWERS NEW

15 North Norfolk Business Centre, Northrepps, Cromer, Norfolk NR27 9RQ


Visit → scalescenes.com

Download → Print → Build

The home of quality
downloadable card
model railway kits
since 2005

NEW Low Relief Factory

Available in five
different brick colours
ONLY £3.99



Wide range
of doors

Card kits
that pass
closer
inspection

Optional loading
dock and awning

View our
large range of
N and OO kits
and texture sheets

scale
scenes
.com

Buy once unlimited prints

SOUTH EASTERN FINECAST

S.E.C.R. / S.R. / B.R. Wainwright 'H' Class



NEW SECR LOCOMOTIVE TRANSFERS and LINING 4mm SCALE

Range of VAC-formed Building Sheets - 4mm, 7mm & 10mm Scales.
English, Flemish and Plain Bond Brickwork available, sheet size 14" x 9"

1/24, 1/43 CAR KITS, 1/32 STEAM TRACTION ENGINE KITS, 4mm LOCOMOTIVE KITS

Full catalogue £3.50 UK, £5.00 Overseas

S.A.E price list only

GLENN HOUSE, HARTFIELD ROAD, FOREST ROW, EAST SUSSEX RH18 5DZ

Tel: 01342 824711 Fax: 01342 822270

Website: www.sefinecast.co.uk



Easy sound, lighting & control for all!

Colour Light Signals
DC & DCC fitted versions



00 2, 3, 4 Aspect From £8

NEW Automatic Coach Lights for any Coach
Turns on automatically, no pickups, no flicker, From £20



NO wires - fit this in seconds! Multipacks available

Now Available
in N gauge!

NEW Fit real sound in your train - only £40!
Tiny motion controlled sound capsule & battery-no wiring



Works on both DC & DCC! Steam, Diesel, Goods....

**Signal & Point
Controllers** DCC only



Any gauge From £17

Various LFX Effects £15 inc Random,
Flashing, Traffic Lights, Crossing, Welding, BBO



Clip-in Buffer Lights & Track Testers
DC & DCC N & OO only £5 each



Available direct from www.dcpexpress.com & model shops
Order by 3pm for same day First Class despatch



Train-Tech
Model Technology Made Easy

**NEW
BROCHURE
FREE!**

DCP Express
Bryon Court
Bow Street
Great Ellingham
NR17 1JB, UK

01953 457800 / www.Train-Tech.com

£4 UK P&P - but this month quote BRM0216 for £2 off Postage!



Dawson Hall Exclusive Model Buildings



facebook.com/dawson.hall.71

Website: www.dawson-hall.com

Phone: 0044 7761 293 435

EASY 5 STEP PROCESS



1. Contact us with your list of items.
(email, post, or phone)



2. Our experts review your list & make a valuation.



3. Either send us your items or we arrange collection.



4. We check them & confirm the offer then make payment to you.
(cash, bank transfer, cheque or store credit*)

*We are able to offer a higher valuation if you choose store credit

Some examples of what we've purchased before . . .



Hornby Streamlined Coronation 4-6-2



Bachmann Limited Edition Class 20



Wrenn LNER Class A4 4-6-2

Phone opening times

Mon to Fri **7am-8:30pm**

Sat **7am-6pm**

Sun **9am-5pm**

0151 733 3655

preowned@ehattons.com

WE PURCHASE ALL



Electrotren



TODAY

and locos & rolling stock

ehattons.com/preowned
preowned@ehattons.com



WHY CHOOSE HATTON'S?

Over 65 years of experience
Offering you the best prices in the industry
Valuations made by experts
Free quotes with no obligation to trade
We can collect
No collection too big or too small
Fast, secure payment
Store credit available



Kit-built LNWR Claughton 4-6-0



Corgi, EFE & Oxford Diecast



Coaches, Rolling stock & Accessories

... all available to buy online at ehattons.com/latestpreowned

BRANDS, INCLUDING



Shop opening times

Mon to Sat 9am-5pm

Sun 10am-4pm

364-368 Smithdown Road
Liverpool, L15 5AN

CLASSIFIEDS

ACCESSORIES, BOOKS & MODEL SERVICES

NICK TOZER
RAILWAY BOOKS

**RAILWAY BOOKS
BOUGHT & SOLD**

*Free Railway
Booksearch Service*

155 Church Street, Paddock,
Huddersfield, HD1 4UJ
Shop now open: Tue/Wed/Sat
(non-show dates) 11:00-17:00
+ Thu 14:00-20:00
Tel: 01484 518159 (answer machine)
www.railwaybook.com
email: nick@railwaybook.com

www.ToppTrains.co.uk

NEW
Shop for model
railway enthusiasts
OPEN NOW
Free Parking

Wide range of stock from all
your favourite suppliers,
PLUS bespoke services,
ordering service and online shop.



Call us or see our website for details

28 Marston Road, Stafford, ST16 3BS
Tel: 01785 247883

ACCESSORIES, BOOKS & MODEL SERVICES

SOLDERING IRONS & ACCESSORIES

86 page paperback
with many illustrated
examples to help you
get started as well as
improving your
soldering

Now reprinted for the
8th time
£3.99
+£1 Postage

Trade enquiries welcome for this book

BREWSTERS Ltd
112 New George Street, Plymouth PL1 1RZ
Phone 01752 665011

ANTEX SOLDERING IRONS
CS18 18W IRON £20.99
Postage £2.50

The ANTEX CS18 18 Watt Soldering Iron comes fitted with 2.5mm bit.
This iron is ideally suited for 'N' gauge modelling as well as all types of
electronic Soldering. We stock a range of bits for this iron. See websites
below

XS25 25W IRON £21.45
Postage £2.50

Slightly larger than the CS18 the XS25 is fitted with a 3mm bit.
This iron is ideally suited to all work around a OO gauge layout
including soldering to track. A range of additional bits are available
for this iron. See Website below for more information on both irons

Our Full Soldering Catalogue Containing Over 200
Items is on our Websites @
www.soldering-shop.co.uk
www.brewstersbatteries.co.uk
ALL MAJOR CREDIT/DEBIT CARDS ACCEPTED

**Plates Etc. & Kits, bits and pieces from
No Nonsense Kits**

**CHURCHWARD
MODELS**

**DMR
Products**
Etched Brass Steam Locomotive Kits and Fittings

Available at shows and via our secure online shop
www.phoenix-paints.co.uk 01268 730549 sales@phoenix-paints.co.uk

FINISHING TOUCHES FOR YOUR LOCOS & COACHES

BR & LMS Smokebox Numberplates to
customise your locos, plus BR Carriage
Destination Boards for all four regions –
all available in both 4mm & 7mm scales.
See website for details of our full range,
call 01476 550002 or send a C5 SAE to:

PACIFIC MODELS
2 High Street, Corby Glen
Lincolnshire NG33 4LX
www.pacificmodels.co.uk



BRM
BRITISH RAILWAY MODELLING

**FREE
E-NEWSLETTERS**

Exclusive articles,
competitions & offers
Register now at
www.model-railways-live.co.uk/register

MP Middleton Press
EVOLVING THE ULTIMATE RAIL ENCYCLOPEDIA


Published 27 February

**LEICESTER
TO BURTON**
including the
**SWADLINCOTE
BRANCH**

£18.95 P&P free (UK) MAIL ORDER
www.middletonpress.co.uk
Easebourne Lane, Midhurst, GU29 9AZ
T: 01730 813169 E: sales@middletonpress.co.uk
Please visit our website
or telephone for a brochure

KITS, SOFTWARE & CASTING

**PARKSIDE
DUNDAS**



'O' Gauge: 7mm Scale

LNER 'Toad E' Brakevan.....	PS113.....	£39.90
LMS 20 Ton Brakevan 1657.....	PS40.....	£39.90
SR 25 Ton Brakevan 1579.....	PS103.....	£39.90
GWR 20 Ton Brakevan AA19.....	PS44.....	£39.90
NEW Pre lettered Wagons		
E. FOSTER, London.....	SS37.....	£42.00
J. MURGATROYD, London.....	SS36.....	£42.00

Visit our website for details of more kits
Please add £3.00 p&p per order

Exhibitions: Doncaster 13, 14 Feb; Shepton Mallet 009 20 Feb;
Glasgow 26-28 Feb

Millie Street, Kirkcaldy, Fife, KY1 2NL
Tel/Fax: 01592 640896 sales@parksidedundas.co.uk
Website: www.parksidedundas.co.uk

MODELS

JOHN DUTFIELD LLP

Gift
Vouchers
available

Stockists of many brands inc Bachmann, Hornby, Graham
Farish, Dapol, Gaugemaster and Peco.
Secondhand bought and sold.
Selection of kits, glues, tools, paints and accessories.
Wards Yard, 133 Springfield Park Road
(at the junction with Hill Road) Chelmsford CM2 6EE
TEL: 01245 494455. EMAIL: heatherwilkinson@btconnect.com
www.johndutfieldmodelrailways.co.uk

OPENING HOURS:
9.00am-5.30pm
Mon, Tues, Thurs,
Fri and Saturday
Closed Wed, Sun
& Bank Holidays
All major credit/debit
cards accepted.

BRM
BRITISH RAILWAY MODELLING

**FREE gifts
when you subscribe.**

Check out our latest
subscription offers

**2 FREE
gifts when you
subscribe**

BRM
BRITISH RAILWAY MODELLING

**CROWD
PLEASERS**
FOUR GREAT LAYOUTS THAT DELIVER
ENTERTAINMENT, DETAIL & ACTION

**NEW
BRM
TRACAPLAN
ARENA**

PRACTICAL BRM
It's all about the track! Discover the secrets of
getting your layout to work like a clockwork
train. Includes: Planning your layout, track
plans & a lot more!

FREE! MELLAN CLASS 40 & BALLAST HOPPER IN 0.15 FT A POINT MOTOR

www.model-railways-live.co.uk

ADVERTISERS INDEX

3MM SCALE MODEL RAILWAYS.....	144	MODEL RAILWAY SOLUTIONS.....	131
4TRACK MODELS LIMITED.....	111	MODEL SCENERY SUPPLIES.....	137
A C MODELS.....	116	MODELLERS MECCA LIMITED.....	122
ADDLESTONE MODELS.....	144	MODEL MANIA.....	131
ADM TURNABLES.....	127	MODRATEC.....	144
AGR MODEL RAILWAY STORE.....	126	MONK BAR MODEL SHOP LTD.....	122
AHB SERVICES.....	110	MORLEY CONTROLLERS LIMITED.....	122
ALL COMPONENTS.....	116	MORRIS MODELS.....	131
ALPHAGRAPHIX.....	144	MORTONS MEDIA GROUP LTD.....	109
ALTON MODEL CENTRE.....	126	NELEVATION.....	111
ALTON MODEL RAILWAY GROUP.....	110	NICK TOZER.....	140
AMRSS.....	109	OLIVIA'S TRAINS & MODELS.....	125
ANORAKS ANONYMOUS.....	120	OSBORN'S MODELS LIMITED.....	119
ASPIRE GIFTS & MODELS.....	116	OXFORD DIECAST LTD.....	63
BACHMANN EUROPE PLC.....	2	P & D MARSH.....	131
BARRY JONES.....	144	PACIFIC MODELS.....	140
BARRY STOCKTON.....	104	PARKSIDE DUNDAS.....	140
BILL HUDSON TRANSPORT BOOKS.....	142	PEMS BUTLER LIMITED.....	114
BLACKWELLS OF HAWKELL.....	144	PENNINE MODELS.....	107 & 117
BOURNEMOUTH MODEL RAILWAY CENT.....	116	PETERS SPARES MODEL RAILWAYS LTD.....	125
BRANCHLINES.....	144	PHOENIX PRECISION PAINTS.....	140
BREWSTERS LIMITED.....	140	PLATFORM MODELS LTD.....	131
BUFFERS MODEL RAILWAYS LTD.....	131	POOLEYS PUFFERS.....	128
C & L FINESCALE MODELLING LTD.....	117	QUALITY CORK SUPPLIES.....	131
C & M MODELS.....	144	RADLEY MODELS.....	137
CHELtenham MODEL CENTRE.....	123	RAILS OF SHEFFIELD.....	134 TO 136
CHESTER MODEL CENTRE.....	112	RAY HEARD.....	104
CHURCH STREET MODELS.....	126	RECREATION 21.....	128
CONNOISSEUR MODELS.....	142	REDCAR MODELS & HOBBIES.....	128
CRAFTY HOBBIES.....	144	RHUDDLAN MODELS.....	128
DAPOL LIMITED.....	155	RMLECTRONICS.....	116
DAWSON HALL MODEL CONSTRUCTION.....	137	RON LINES.....	137
DB MODELS.....	130	ROXEY MOULDINGS.....	142
DCC CONCEPTS PTY LTD.....	6	SCALE MODEL SCENERY LTD.....	127
DCC SUPPLIES LTD.....	118	SCALESCEENES.COM.....	137
DEREK'S TRANSPORT BOOKS.....	144	SOUTH EASTERN FINECAST.....	137
DURHAM TRAINS OF STANLEY.....	142	SOUTH WEST DIGITAL.....	124
E.M.A MODEL SUPPLIES LIMITED.....	119	SOUTHAMPTON MODEL RAILWAY SOC.....	111
EASY BUILD COACH & DMU KITS.....	127	SPECIALIST CRAFTS LTD.....	114
ELLIS CLARK TRAINS.....	118	SQUIRES MODEL & CRAFT TOOLS.....	107
ERITH MODEL RAILWAY SOCIETY.....	105	SRP FAIRS.....	104
EXPO DRILLS AND TOOLS.....	8 & 9	STAFFORD RAILWAY CIRCLE.....	107
EXPRESS MODELS.....	126	STEVENS ON CARRIAGES & MILLHOLME MODELS.....	128
FINESCALEBRASS (UK) LTD.....	119	STONEBRIDGE STRUCTURES.....	127
FLAIR WHOLESALE LIMITED.....	126	STRATHWOOD.....	129
FOOTPLATE.....	118	STRAWBERRY LINE RAILWAY.....	142
FOX TRANSFERS LTD.....	122	STREET LEVEL MODELS.....	127
GAUGEMASTER COM.....	10 & 11	SUNNINGWELL COMMAND CONTROL LTD.....	142
GEE DEE MODELS.....	127	TAUNTON CONTROLS LTD.....	128
GEOFF GAMBLE BOOKS.....	142	TEN COMMANDMENTS.....	126
GFB DESIGNS (SIG-NA TRAK).....	119	THE AIRBRUSH COMPANY LIMITED.....	115
GILBOW (HOLDINGS) LTD.....	3	THE BRISTOL O GAUGE SHOW.....	110
GOLDEN VALLEY HOBBIES LIMITED.....	126	THE GAS CUPBOARD.....	130
GRANT EASTERN TOYS AND MODELS.....	144	THE HEREFORD MODEL CENTRE.....	101
GRIMY TIMES.....	124	THE HOBBY BOX LIMITED.....	131
H. & A. MODELS.....	144	THE HOBBY GOBLIN.....	128
HARBURN HOBBIES.....	123	THE HOBBY SHOP.....	130
HASLINGTON MODELS.....	144	THE LANCASHIRE & YORKSHIRE RAILWAY SOC.....	124
HATTON'S MODEL RAILWAYS.....	14-21 & 138-139	THE MODEL SHOP (EXETER).....	116
HOWARD SCENIC SUPPLIES.....	142	TMC CUSTOM FISHNISH LOCOMOTIVES.....	132 & 133
INVERTRAIN MODEL RAILWAYS.....	128	TONY OAKES.....	104
ITEMS MAIL ORDER LTD.....	128	TOPP TRAINS.....	104
JACKSONS MODELS.....	131	TOWNSTREET.....	130
JENNINGS MODELS.....	113	TRAIN TECH.....	117 & 137
JOE LOCK.....	104	TRAINS 4U.....	144
JOHN DUTFIELD.....	140	TRI-ANGMAN.....	116
JUDITH EDGE.....	128	TRIDENT TRAINS MODEL SHOP.....	128
KERNOW MODEL RAIL CENTRE LTD.....	125	TUTBURY MODELS.....	128
K S LASER DESIGNS LTD.....	121	UNION MODELLBAHN GMBH.....	97
LANGLEY MINIATURE MODELS.....	123	UPSTAIRS DOWNSTAIRS.....	128
LINCOLN & DISTRICT MODEL RAILWAY CLUB.....	104	VECTIS.....	105
LINDA TINKER RAILWAY BOOKS.....	128	VIKING OPTICAL.....	124
LISKEARD RAILWAY MODELS.....	106	WADDELL'S MODELS.....	128
LOCOMOTION.....	36	WELLINGBOROUGH TRAINS & MODELS.....	129
LONDON TRANSPORT MUSEUM.....	37	WHITE ROSE MODELWORKS.....	33
LORD AND BUTLER.....	110	YORK MODEL RAILWAY.....	131
MAD ABOUT TRAINS.....	130	YORK MODELMAKING AND DISPLAY LIMITED.....	144
MALC'S MODELS.....	128	YOU CHOO.....	129
MARCWAY MODELS & HOBBIES.....	141		
MEGAPOINT CONTROLLERS.....	112		
MERIDIANNE EXHIBITIONS LIMITED.....	105 & 109		
METCALFE MODELS & TOYS LIMITED.....	12 & 13		
MIDDLETON PRESS.....	140		
MILLENNIUM MODELS.....	142		
MODEL MARKET LIMITED.....	144		
MODEL RAILWAY DEVELOPMENTS.....	142		

RETAILERS & MANUFACTURERS

MARCWAY

51 YEARS

POINTWORK RENOWN FOR QUALITY


Ranges available in gauges 1, 0, SM32, 00, EM, HO 0-16.5. All are ready to run and spray finished. SAE or phone for leaflet

Custom Pointwork

We construct custom pointwork & junctions in any gauge to your required specifications. All gauges from G to 009 including Dual Gauge & American O & Narrow Gauges.

PHONE MARC ON 01709 542951 (not always manned)
TECHNICAL & CUSTOM POINTWORK

MARCWAY Gauge O Flexible Track



Beautifully proportioned to capture trackwork of the British steam era.

Box of 10 yards (available individually).....£75.00

MARCWAY O Gauge Pointwork

Handcrafted with code 125 bullhead nickel silver rail matching Marway, Peco and C & L O gauge track. Built as per all our ready to run pointwork ranges with live frogs, are self isolating and rail built throughout with no cast or moulded parts. Extensive standard range including 3 ways, slips, crossings, curve points etc. L & R point start at £43.95.

Introductory offer 4x72" or 48" points £159.00

MARCWAY 00 & EM Pointwork

Handcrafted in either 00 or EM gauges with code 75 nickel silver Bullhead rail and to match to SMP Scaleway track. The 00 range are built to take Hornby, Bachmann, Lima as well as finescale wheel standards. EM are set to the normal fine settings. Range includes slips, 3 ways, curve points etc. Construction & finish as per O. Prices start at £25.50 for L or R.

Introductory offer 4 x Lor R, hand 36" or 48" points for £90.00

MARCWAY POINT LEVERS

PLN Point Lever with built in omega spring N/T/Fine.....£3.99
PLS Point Lever with built in omega spring 00/EM.....£3.99
PLL Point Lever with built in omega spring O Gauge.....£3.99

SCALEWAY TRACK BY MARCWAY

Code 75 Bullhead plastic based flexible track - beautifully proportioned to capture trackwork of the British steam era. The appearance of these tracks is very similar to the O gauge shown above.

J Scaleway 00 Nickel Silver Track Box of 10 yards.....	£43.00
K Scaleway 00 Phosphor Bronze Track Box of 10 yards.....	£43.00
L Scaleway EM Nickel Silver Track Box of 10 yards.....	£43.00
M Scaleway EM Phosphor Bronze Track Box of 10 yards.....	£43.00
Also available P4 18.30" x 15.33".....	£47.00
O Scaleway O Nickel Silver (1:25H) Track box of 10 yards.....	£75.00

MARCWAY TRACK MATERIALS

For all gauges: Rails, sleeper strips, cut sleepers, track gauges, point levers & motors, switches, planners, metal track templates, point kits, frog units etc

NEW OBSOLETE HORNBY

As well as all current range we carry vast selection of new obsolete locos, rolling stock, Skaledale etc. Please phone for details or visit www.marcway.net

R2376a Midland Mainline Hst 4 Car Pack.....	£110.00
R2437 Sero Rail Test Train Pack.....	£117.50
R2703 Gner Hst 125 Class 43 2 Car Train Pack.....	£209.99
R2704 Virgin Trains Class 43 Hst 2 Car Train Pack.....	£209.99
R2705 Grand Central Hst 125 Class 43 2 Car Train Pack.....	£209.99
R2706 'The Flying Dutchman' Train Pack Ltd Ed.....	£170.00
R2795M The Red Dragon Train Pack.....	£136.99
R2806 'The Last Single Wheeler' Train Pack Ltd Ed.....	£192.75
R2886M The Cunarder Train Pack.....	£199.99
R2888M The Flying Scotsman Train Pack.....	£199.99
R2907 'The Days Of Red And Gold' Train Pack Ltd Ed.....	£205.00
R2908 'Fireworks At Chislington' Train Pack Ltd Ed.....	£205.00
R2946 Br 4 Vep Class 425 Train Pack.....	£199.99
R2947 Nse 4 Vep Class 423/1 Train Pack.....	£199.99
R2949 Arriva Cross Country Class 43 Hst 2 Car Train Pack.....	£209.99
R2951 Wrexham & Shropshire Class 67 #67014 & Mk3 Dvt 2 Car Train Pack.....	£155.00
R2952 Imperial Airways Train Pack Ltd Ed.....	£220.49
R2953 Flying Scotsman Usa Tour Train Pack Ltd Ed.....	£164.99
R2955 Virgin Charter Relief Train Pack.....	£165.00
R2961 London 2012 Train Pack.....	£149.99
R2972 Hitachi Class 395 'Sir Steve Redgrave' 4 Car Train Pack.....	£154.25
R2979 'West Coast Railways' Pullman Train Pack.....	£204.99
R2980 Gwr London Olympics 1908 Train Pack Ltd Ed.....	£163.99
R2981 Br London Olympics 1948 Train Pack Ltd Ed.....	£205.99

POSTAGE EXTRA AT COST

MARCWAY

SCALE MODELS

0114
2449170



VISIT OUR SPACIOUS SHOP - 1200sq ft Sales Area • SHOP OPEN 10am-5pm 6 days a week

Phone, Fax or Post your order. marcway.net has full Marcway Pointwork list

HORNBY & SCALEXTRIC MAIN AGENTS Peco - Farish - Gauguemaster - Bachmann etc. Sets, Train Packs, Locos & Rolling Stock, Track Controls & Accessories etc. Also modellers tools, airbrushes, paints, plastic, metal and wood section and sheet. Secondhand equipment bought and sold. Best selection combined with helpful & friendly service - Free technical advice by phone or in store

598-600 ATTERCLIFFE RD, SHEFFIELD S9 3QS

SITUATED 2 MILES FROM M1 JUNC 34 (Meadowhall Exit) 200yds from Attercliffe Tram Stop

PROFESSIONAL POINTMAKERS FOR FIFTY ONE YEARS - GAUGES 1,0 (Fine & Coarse Scales SM32, 00, EM, NARROW GAUGES ETC. - SAE OR TELEPHONE FOR LEAFLET -

PROFESSIONAL POINTMAKERS FOR FIFTY ONE YEARS - GAUGES 1,0 (Fine & Coarse Scales SM32, 00, EM, NARROW GAUGES ETC. - SAE OR TELEPHONE FOR LEAFLET -

BILL HUDSON
TRANSPORT BOOKS

New, second-hand & American books

www.billhudsontransportbooks.co.uk

Tel/Fax: 01629 580797
Please visit: Matlock Station, Station Yard, Matlock DE4 3NA

HOWARD SCENIC SUPPLIES

www.howardscenicsupplies.co.uk
Email: sales@howardscenicsupplies.co.uk Tel: 01206 385409

NOCH **ANCORTON MODELS** **SUPERQUICK** **FALLER** **Preiser** **Heki**

Adhesives, Backscenes, Ballast, Buildings, Cork, Figures, Fencing, Groundcover, Modelling Materials, Plants, Roads, Trees & Bushes, Walling & More!

CONNOISSEUR MODELS

0 Gauge Etched Locomotive, Wagon & Carriage Kits
Website & On Line Catalogue
www.jimmcgeown.com
or Send 2nd Class Address Label For Free Printed Catalogue
1 Newton Cottages, Nr Weobley, Herefordshire HR4 8QX

RAIL-BOOKS.CO.UK

Railway book specialist covering UK and overseas prototypes, also modelling, bus, tram and shipping books. Book searches a pleasure. Many books POST FREE. Visit www.rail-books.co.uk for further details and on-line ordering
Tel: 01293 406137

roxeymouldings.co.uk

Your website for finescale locomotive, carriage and wagon kits in 00 and 0 gauges. A wide range of accessories in stock from Slater's, Markits, Romford, Alan Gibson and our own etched detail frets. Motors from Mashima and Tenshodo with gears and gearboxes from Markits and Roxey. Markits 00 rolling stock wheels and our own turned steel wheels for 0 gauge. Ixion 0 gauge ready to run locos locos. For Exhibition sales only, we stock solder, flux and Precision Paints.

Roxey **MOULDINGS** **Roxey** **MOULDINGS**

58 Dudley Road, Walton-on-Thames, Surrey KT12 2JU
Tel: 01932 245439

Millennium Models

Hornby, Bachmann, Peco and more.
New and Secondhand stock
Jarvis, Dapol, Metcalfe, Corgi, Oxford
67 Queen Street, Morley, Leeds LS27 8EB
Tel: 0113 2189286 www.millennium-models.co.uk

DURHAM TRAINS OF STANLEY

MORE THAN JUST A MODEL SHOP

WE STOCK ALL MAJOR BRITISH OUTLINE ROLLING STOCK AND SCENICS AS WELL AS OXFORD DIECAST. WE ALSO OFFER A CHIP FITTING SERVICE RTO READY AND HOME DCC READY LOCOS AND SERVICE MOST MAKES OF LOCOS. JUST CLICK ON OUR WEBSITE FOR MORE INFORMATION. WE ALSO HAVE OVER 3000 ITEMS FOR SALE ONLINE.

6 STATION ROAD, STANLEY, CO. DURHAM, DH8 0JL
SHOP OPEN MON-TUES-FRI-SAT OPEN 0930-1700 • THURS 1100-1900 • CLOSED WEDNESDAY AND SUNDAY
TEL: 01207 232545 • www.durhamtrainsofstanley.co.uk • email: sales@durhamtrainsofstanley.co.uk

BRM **FREE E-NEWSLETTERS**

Exclusive articles, competitions & offers
Register now at
www.model-railways-live.co.uk/register

Strawberry Line Miniature Railway

The Strawberry Line Miniature Railway now features the only gravitational hump yard in the world in miniature railways.

Now Open: Country Park Models
Email: info@strawberryminirail.co.uk • Phone: 0117 9860124 • Mobile: 07960 151286
Britannia House, Avon Valley Country Park, Pixash Lane, Keynsham, Bristol, BS31 1TS

Vectis
AUCTIONS LTD
COLLECTABLE TOY SPECIALISTS

VISIT THE VECTIS WEBSITE

You will find listings of all our Train auctions from 1999, including all prices realised for any train we've sold over the past decade.

WWW.VECTIS.CO.UK

BRM
BRITISH RAILWAY MODELLING

From just £2.25
an issue
**SUBSCRIBE TO
THE DIGITAL
EDITION**

www.pocketmags.com/BRM

What's your problem?

Battery power by **Protocab** eliminates pick-up problems, No more dirty track to clean. Over 4hrs running time
No track wiring on new layouts. No short cuts
May be used on existing layouts alongside DCC.,
Further details at...
www.emardee.org.uk

Sunningwell
Command
Control Ltd.
4 DCC

Always looking to bring you the best in
Digital Command Control systems and support

For further details please send a SAE to:
SCC Ltd. PO Box 381, Abingdon SO, OX13 6YB Tel: 01865 730455
Or visit our website at: www.scc4dcc.co.uk Email: info@scc4dcc.co.uk

5 REASONS TO SUBSCRIBE TO BRM

BRITISH RAILWAY MODELLING

Subscribe to *BRM* for just £11.99 a quarter by direct debit and you save over £10.50 a year

1 SAVE £10.50 - THAT'S 2 FREE ISSUES PER YEAR!



2 EVERY ISSUE COMES WITH A FREE DVD



3 A NEW ISSUE OF BRM EVERY 4 WEEKS



4 FREE DELIVERY DIRECT TO YOUR DOOR



5 SAVE MONEY ON TICKETS TO OUR THREE BRM SHOWS



Call our hotline and quote BRM/FEB16

01778 392002

(please have your bank details to hand)



Order securely online at **www.model-railways-live.co.uk**

Closing date: March 1, 2016

*UK-only subscription. Check www.model-railways-live.co.uk for European and Rest of World subscription rates.

01904 400358

Windows, doors, valences, tiles canopy brackets, brick detailing, seats, fences, gates & signs, etc

Architectural detailing for scratch builders and upgrading kits

Precision laser cut plastic pieces with realistic depth. Affordable and easy to use; creating perfect results.

Lineside detailing Building kits & Tools

www.yorkmodelmaking.co.uk

Alternatively send a large SAE for 0, 00 or N scale price lists to York Modelmaking, Unit 13, Bull Centre, Stockton-on-Forest, York, YO32 9LE

 **Trains4U.com**
01733 895989 Trains4U@btconnect.com

Peterborough's Model Railway and Slot Car Specialists

HORNBY **RAILWORKS** **HELJAN** **GRAHAM FARISH** **DAPOL** **PECO**

SPECTRE **SCALEXTRIC**

Revell **AIRFIX** **TAMICA** **ESU** **WILLS KITS** **TCS** **RATIO**

27 St. David's Square, Fengate, Peterborough PE1 5QA
Open Tue-Sat 9.00-17.00, Sun 10.30-15.30

3mm Scale Model Railways
4 Greenwood Drive, Redhill, Surrey, RH1 5PJ. Tel: 01737 761919

40 Page Full Colour Catalogue £4.50
Catering exclusively for TT and 3mm Scale

www.3smr.co.uk

BlackBeetle, BullAnt, Halling, Tenshodo
www.motorbogies.com

BARRY JONES
Specialist in the sale of quality secondhand railway. Transport timetables, posters, maps, publicity, photographs, and official items always wanted. Railway collectables and model railways, also sought.

28 Marine Crescent, Worthing BN12 4JF
Tel/Fax: 01903 244655
Email: barryjones28@virginmedia.com

ADDLESTONE Model Centre

Opening Times Mon-Sat 9:30-5:30, Sun 11:00-2:00

130 Station Road, Addlestone, Surrey KT15 2BE
Tel: 01932 845440 www.addlestone-models.co.uk

CAPTURE THE MAGIC OF IRISH RAILWAYS
With **ALPHAGRAPHIX**
Etched brass locomotive & carriage kits in 7mm scale
Plus full supporting range of Card construction kits for Railway & Street buildings
Send 6x 2nd Class Stamps for CATALOGUE
23 Darris Road, Selly Park, Birmingham B29 7QY

HASLINGTON MODELS
134 Crewe Road, Haslington, Crewe CW1 5RQ
Telephone/Fax 01270 589079
email: haslingtonmodels@live.co.uk

Appointed Stockists of
Bachmann, Farish, Hornby, Peco, Gaugemaster, Dapol, Vi-Trains, Heljan, Humbrol, etc etc.
• FREE Parking

OPEN THURS, FRI & SAT ONLY 10.00-16.00

Dereks Transport Books
www.derekstransportbooks.com
dereksbooks@btinternet.com

All transport subjects covered
Established 1995 Ringwood

www.sommerfeldt.co.uk
Overhead Catenary System for 'O' 'N' & 'HO' also Pantographs

Blackwells of Hawkwell
Tel: 01702 200036 • Fax: 01702 204210 • sales@blackwells-miniatures.com
P.O.Box 2099 Hockley, Essex SS5 4UY

www.blackwells-miniatures.com
Trees & Scenic Materials, Card Buildings, Roadways, Grass Mats, etc.

Model Market Limited.

HORNBY **DCC concepts** **Digital plus** by Lenz **ESU** **Lok Sound** **Lok Pilot**

Loco Renaming & Renumbering Plus Our Own Special Editions
www.ModelMarket.co.uk 07890 - 095933

Lever Frames by MODRATEC

- simple or interlocked -
- mechanical or electrical control -
- popular 6 & 12 lever starter packs -
- FREE SigScribe4 design software -
- clever WIT (wire-in-tube) mechanisms -

modratec.com or 01905 590069 or 0845 224 1604

Maestro **PayPal** **TH & A MODELS**

Tel: 01933 355531
Mobile: 07969 535 699 (evenings & weekends)

19 Keats Way, Higham Ferrers, Northants. NN10 8DQ
Email: sales@hamodels.net

Coach & Wagon Kits, Wheels, Decals, Paint & Sundries
Parkside Dundas, Cooper Craft, Cambrian, Slaters, Kirk 4mm, Mailcoach, Ian Kirk 7mm, Dapol, Precision Paints, Modelmaster Decals, Old Time Workshop, Labelle Oils, Alan Gibson, Romford

Order on line at: www.hamodels.net or ring us (same day or next day despatch)
Precision Paint - pre order and pick up at exhibitions (minimum two weeks notice)
Exhibitions in February are - Stafford on 6th & 7th ST18 0BD & Biggleswade on 20th SG18 8JB

BRANCHLINES

MOTORS AND GEARBOXES
Please email or write for our extensive catalogue covering all the Mashima range, our extensive range of one and two-stage gearboxes, flywheels, bearings, drive shafts etc to suit all popular modelling scales.

BLACK BEETLE
Powered 'Black Beetle' £48.50
Unpowered 'Dummy Beetle' £17.50
Black Beetle N/Silver wheels £3.30/axle

P.O. Box 4293, Westbury, BA13 9AA
Tel/Fax: 01373 822231
Email: sales@branchlines.com
Blog: branchlines.blogspot.com

Cat's SSAE +£1 (in stamps) extra or £2.50 C.Card
Please state interests.
P&P: UK £2.25 (value under £30) £3.50 (value £30-£60)
£4.50 (over £60) per order.
Non-EU and BFPO less VAT. Exports £4.00 Minimum
Mon-Thurs: 9.30am-1pm, 2pm-6pm

Another Delightful Model At
C&M Models

 **N GAUGE SCOTRAIL 'SALTIRE' 156**
£109.95, DUE NOVEMBER
ADVANCE ORDERS BEING TAKEN
EXCLUSIVE TO C&M MODELS

1 Crosby Street, Carlisle CA1 1DQ
Tel: 01228 514689
e-mail: sales@candmmodels.co.uk
Website: www.candmmodels.co.uk
Tuesday to Saturday: 10a.m. to 5p.m.
Sorry, but Fay is no longer available

OO GAUGE GUNPOWDER VAN
W H Wakefield of Milnthorpe

Limited Edition of 146 wagons


N°1 GUNPOWDER VAN
W.H. WAKEFIELD & CO LTD

Crafty Hobbies
01229 820759
www.crafty-hobbies.co.uk

54 Cavendish Street, Barrow-in-Furness, Cumbria LA14 1PZ

GREAT EASTERN MODEL RAILWAYS

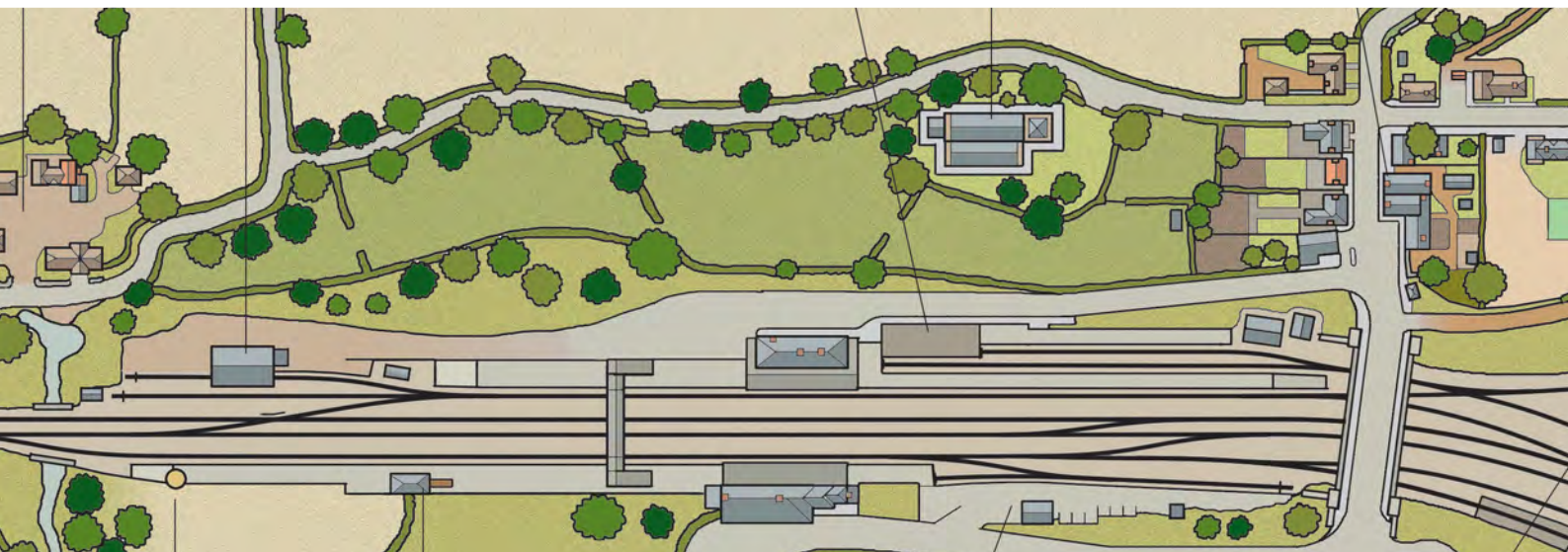
SPECIALISING IN ALL YOUR MODEL RAILWAY NEEDS
OO + N Gauge

Tel: 01603 431457
greateasternmodels.co.uk

199 Plumstead Road, Norwich, Norfolk NR1 4AB

INTRODUCING... THE BRM TRACKPLAN ARCHIVE

FEATURING TATES (00/009) | DUNKOW ROAD (N) | APETHORN JUNCTION (O)



This unique new section gives you the chance to build up a library of trackplans and layout ideas. See all this month's layouts in action at the Festival of British Railway Modelling at Doncaster Racecourse on February 13/14.

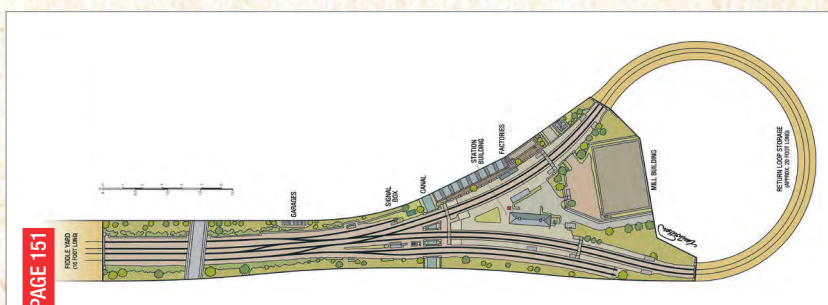
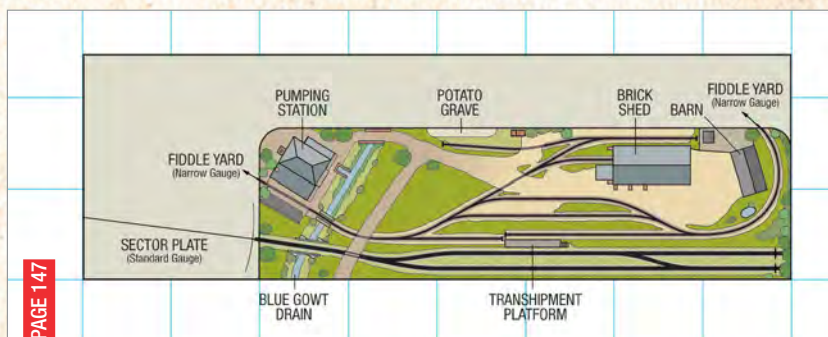
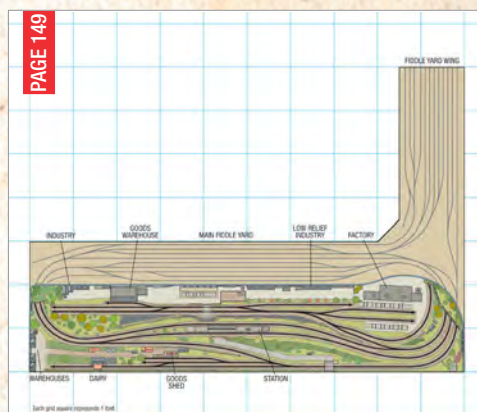
how it works

Every issue of **BRM** will now include at least three trackplans to cut out and keep (or scan/photocopy if you prefer), building into a unique resource for railway modellers. As all the layouts have been built and completed, you can guarantee that they work and fit into the advertised space. We'll bring you model railways of all shapes and sizes, from tiny micro-layouts in boxfiles to giant exhibition layouts, covering all scales, gauges, eras, regions and types of location.

cut out & keep...

...or photocopy these pages to build up your own unique trackplan archive.

147 | TATES
149 | DUNKOW ROAD
151 | APETHORN JUNCTION



THE NORTH'S PREMIER MODEL RAILWAY SHOW

APETHORNE JUNCTION - O GAUGE



WHEN, WHERE & HOW MUCH?

OPENING TIMES: SATURDAY 10:00 - 17:00 • SUNDAY 10:00 - 16:30
VENUE: DONCASTER RACECOURSE, DONCASTER, DN2 6BB
TICKET PRICE: ADULT: £9.00 | CHILDREN: £4.50 (5-16 YRS)

NORTH OF ENGLAND LINE - N GAUGE



HEYSIDE - O GAUGE



30 MUST-SEE LAYOUTS
RMweb THEATRE
80+ QUALITY TRADERS

**YOUR CHANCE TO SEE THE FANTASTIC
LAYOUTS FROM A RANGE OF
GAUGES INCLUDING...**

WALFORD & SCRUBBS LANE - CLARENDON - P4 GAUGE
HAZELBANK - OO GAUGE
HOLLOWBECK SHED - O GAUGE
APETHORNE JUNCTION - O GAUGE
DUNKOW ROAD - N GAUGE

PLUS MANY MORE...

Presented By:

**WARNERS
SHOWS**

BRM
BRITISH RAILWAY MODELING

DDMRC
Doncaster & District
Model Railway Club

BOOK IN ADVANCE TO RECEIVE:

UP TO £2.00 OFF, A FREE SHOWGUIDE & 30MINS EARLY ENTRY

ON THE DOOR: £9.00 | IN ADVANCE: £8.00 | **BRM SUBSCRIBERS: £7.00**



MODEL-RAILWAY-SHOWS.CO.UK  **0844 581 0816**

T&CS: *FEE APPLIES FOR POSTAL TICKETS. E-TICKETS ARE FREE OF CHARGE. BRM SUBSCRIBER DISCOUNT APPLIES TO ADVANCED BOOKING ONLY

TATES

Based around exchange sidings for a Lincolnshire potato railway, **Graham Morfoot's** layout recalls a long-forgotten source of railway goods traffic.

Ask anyone what Lincolnshire is famous for and potatoes will probably be high on the list. The almost endless fields of England's second largest county produce millions of tonnes of spuds, known locally as 'tates', every year, and have done for more than a century. But, getting them from field to market has always been a labour-intensive operation. Today, it's all done by road, but for several decades after the First World War, networks of narrow gauge railways were used to ferry potatoes from fields to the closest main line railhead. At their height, there were 128 miles of railway at 35 locations across the county, employing army surplus 2ft gauge equipment from the field railways of the 1914-18 war. Some railways survived after the move to greater mechanisation during the Second World War, most had gone by 1960, with one remaining until 1969: by this time, small petrol locomotives were used instead of horses.

'Tates' was inspired by the final years of the potato railways and combines the terminus of a standard gauge goods branch with the railhead of a narrow gauge railway in steady decline. Short trains are the norm on both railways, making this an ideal layout if space is limited but you want something more operationally interesting than a conventional small branch line terminus.

The layout consists of a standard gauge, ex-Great Northern Railway branch which terminates at an interchange dock with the narrow gauge farm railway. The branch line brings in coal, seed potatoes, fertiliser and timber for the farm. Potatoes and other crops are loaded onto standard gauge wagons via the wooden loading dock. The plan could be adapted for other lost locations where transhipment facilities between narrow and standard gauge railways were needed, such as Welsh slate, sand pits, small collieries and quarries or factories. **BRM**

FACT FILE

- SCALE/GAUGE 4mm:1ft scale, 16.5mm gauge OO/9mm gauge OO9
- SIZE 8ft by 2ft 6in
- ERA 1960s
- LOCATION Lincolnshire
- CONTROL 12V DC analogue
- LAYOUT TYPE Fiddleyard to goods terminus with narrow gauge branch



✓ PROS

- A great way to combine standard and narrow gauge modelling
- Plenty of interest in a small area
- Fits in an average spare room
- Ideal, achievable first exhibition project

✗ CONS

- Fairly esoteric subject
- Not suitable if you prefer to run long main line express trains
- Performance of OO9 locomotives can be a little hesitant if track and wheels are not clean.

'Tates' consists of an ex-Great Northern Railway branch which terminates at an interchange dock with the narrow gauge farm railway. The branch brings in coal, seed potatoes, fertiliser and timber for the farm and crops go out in the opposite direction.

TATES

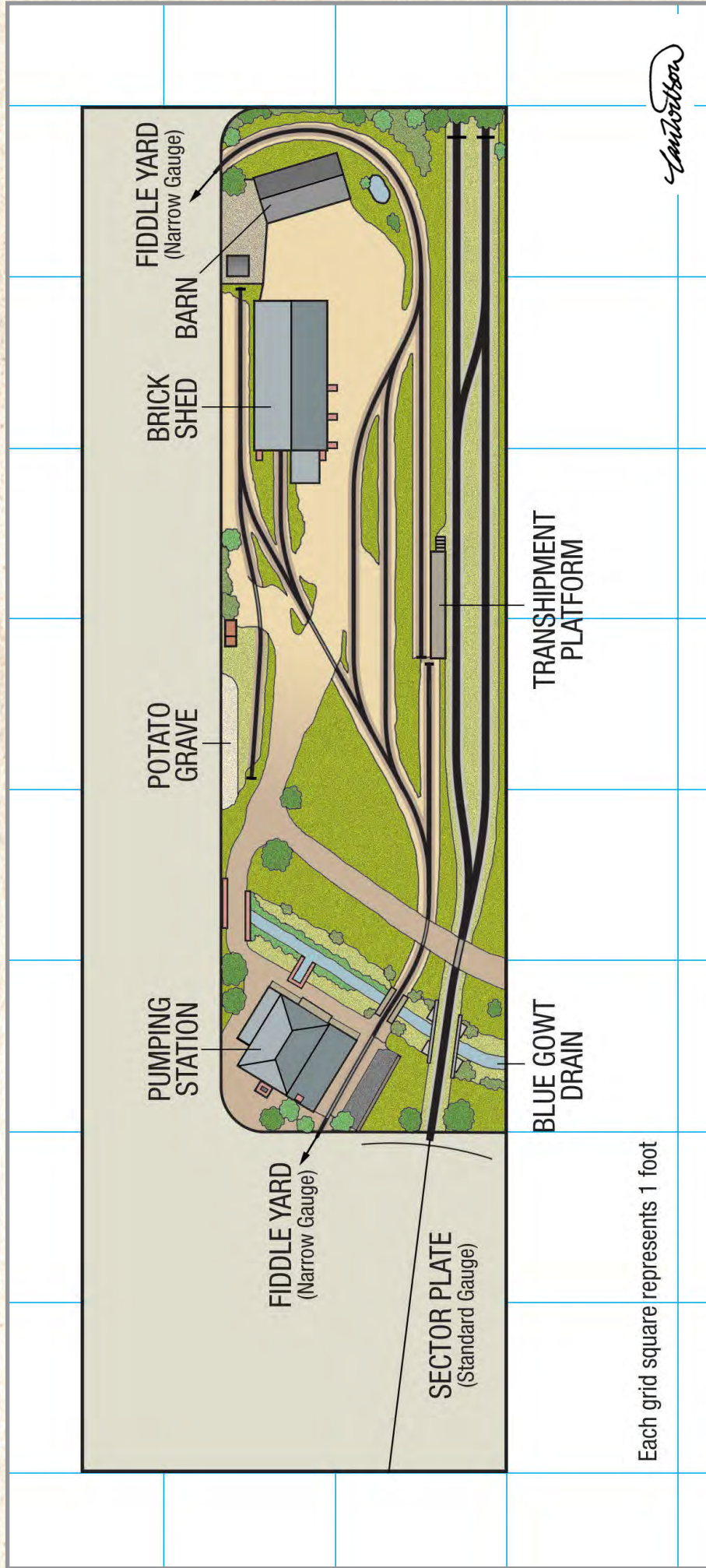
ERA GAUGE SIZE CONTROL

4

OO

S

DC



SMALL LAYOUT | **EASTERN REGION 1960s** | OO/OO9 Gauge



MEDIUM LAYOUT | WESTERN REGION 1965-76 | N Gauge

DUNKOW ROAD

Inspired by a brief encounter with WR diesel-hydraulics, **Andy Small** designed his layout for maximum entertainment and operational interest.

If you're modelling in N gauge and want the maximum operational interest in a relatively small space, this plan could be for you. Set in the late-1960s when diesel-hydraulics still dominated the Western Region fleet, the layout takes advantage of the latest generation of high-quality N gauge diesels from Dapol and Graham Farish. See June 2015 issue of **BRM** for the full story.

However, the plan could be adapted for almost anywhere in the country to suit your own interests and locomotive fleet. The 10ft by 2ft scenic section features a factory, a large dairy and warehouses, all served by private sidings to increase operational possibilities through shunting, trip workings and various types of freight train. The trackplan consists of two main lines running through an island platform which has been reduced to a request stop for local workers. There's also a single track branch serving the dairy which provides a diversionary route if required.

Access to and from the yards is by reversing from the main line into a head shunt with control retained by the main line operator until the line is clear. Storage sidings at the rear of the main layout can hold ten trains with a further five trains held for the branch on the storage yard wing.

Full operation can be achieved by four people with three control panels covering four separate controllers. The layout breaks down into four 3ft by 2ft 6in sections which bolt together to form two units which can be transported in two large cars.

It was specifically designed to entertain both the operators and the viewing public with two main lines to showcase the rolling stock fleet and various sidings to be shunted as required. Isolation sections enable locomotives to be held at various points whilst other pass or shunt. Hands-free uncoupling is possible using SEEP magnetic uncouplers and Dapol or Peco couplings. **BRM**

FACT FILE

- SCALE/GAUGE 2mm:1ft, 9mm gauge N
- SIZE 10ft by 3ft (plus 4ft fiddleyard wing)
- ERA 1965-76
- LOCATION Somerset
- CONTROL 12V DC analogue
- LAYOUT TYPE Continuous loops with 'L' shaped dead-end storage yard



✓ PROS

- ✓ Lots of operational interest
- ✓ Plenty of off-scene storage
- ✓ Fits in an average-sized spare room
- ✓ Offers continuous running and shunting to keep you occupied
- ✓ Possible to run from anywhere to anywhere

✗ CONS

- ✗ Tight curves at each end
- ✗ Lots of track in scenic section

Full operation can be achieved by four people with three control panels covering four separate controllers.

DUNKOW ROAD

ERA

5

GAUGE

N

SIZE

M

CONTROL

DC

FIDDLE YARD WING

FACTORY

LOW RELIEF
INDUSTRY

MAIN FIDDLE YARD

GOODS
WAREHOUSE

INDUSTRY

STATION

GOODS
SHED

DAIRY

WAREHOUSES

Lantrilston

Each grid square represents 1 foot

MEDIUM LAYOUT | WESTERN REGION 1965-76 | N Gauge



EXTRA LARGE LAYOUT | LONDON MIDLAND REGION 1957-66 | O Gauge

APEETHORN JUNCTION

A substantial exhibition favourite built by **David Hapson** and **Keith Harrison**, this layout has an unusual design based around a main line junction.

Set in the Oldham area towards the very end of the steam era, but with enough flexibility to allow 1970s BR blue diesels to appear, 'Apethorn Junction' was first exhibited just 18 months after work commenced. Not unusual you may think, but at 50ft by 16ft this is no simple micro-layout.

Consisting of no fewer than 19 boards – ten scenic, two fiddleyard and seven for the loop – it took around 2,000 hours of work over a year-and-a-half to get to that first show, and many more hours since to complete the layout you'll see at Doncaster Racecourse on February 13/14.

The boards are a made up from 18mm MDF bases then two 50mm sheets of polystyrene topped with 9mm ply. They were all glued and weighted and left for two weeks to set. A void of 100mm squared was left at the rear to accommodate wiring and components for points and signals, so everything would be on view. Easy access for maintenance and repair is essential on a layout of this magnitude.

What makes it stand out from the crowd, apart from its size, is that 'balloon' loop design which allows the large fleet of DCC sound-fitted trains to run out-and-back from the fiddleyard. It's an interesting contrast to the more conventional fiddleyard-to-terminus or yard-to-yard designs that are common on the exhibition circuit.

It means that scale-length O gauge trains can be accommodated easily and given a decent length run, providing greater entertainment for visitors and operators alike. The four-platform junction station, inspired by Royton Junction on the Oldham Loop (now part of the Metrolink light rail system) also provides something a little different from the usual layout designs. If you can't quite manage 50ft at home, the design could easily be translated and adapted to 4mm or 2mm scale to produce a layout that provides plenty of operational and scenic interest. **BRM**

FACT FILE

- SCALE/GAUGE 7mm:1ft, 32mm gauge O
- SIZE 50ft by 16ft
- ERA 1957-66/1970s
- REGION London Midland
- LOCATION Oldham, Lancashire
- CONTROL DCC
- LAYOUT TYPE Out-and-back main line with 'balloon' loop



PROS

- Allows scale length trains to be run in O gauge
- Lots of action to entertain viewers at exhibitions
- Unusual depiction of a main line junction on a layout

CONS

- Requires a huge space to set up
- Better suited to clubs than individuals

Scale-length O gauge trains can be accommodated easily and given a decent length run to entertain visitors and operators alike.

ERA GAUGE SIZE CONTROL

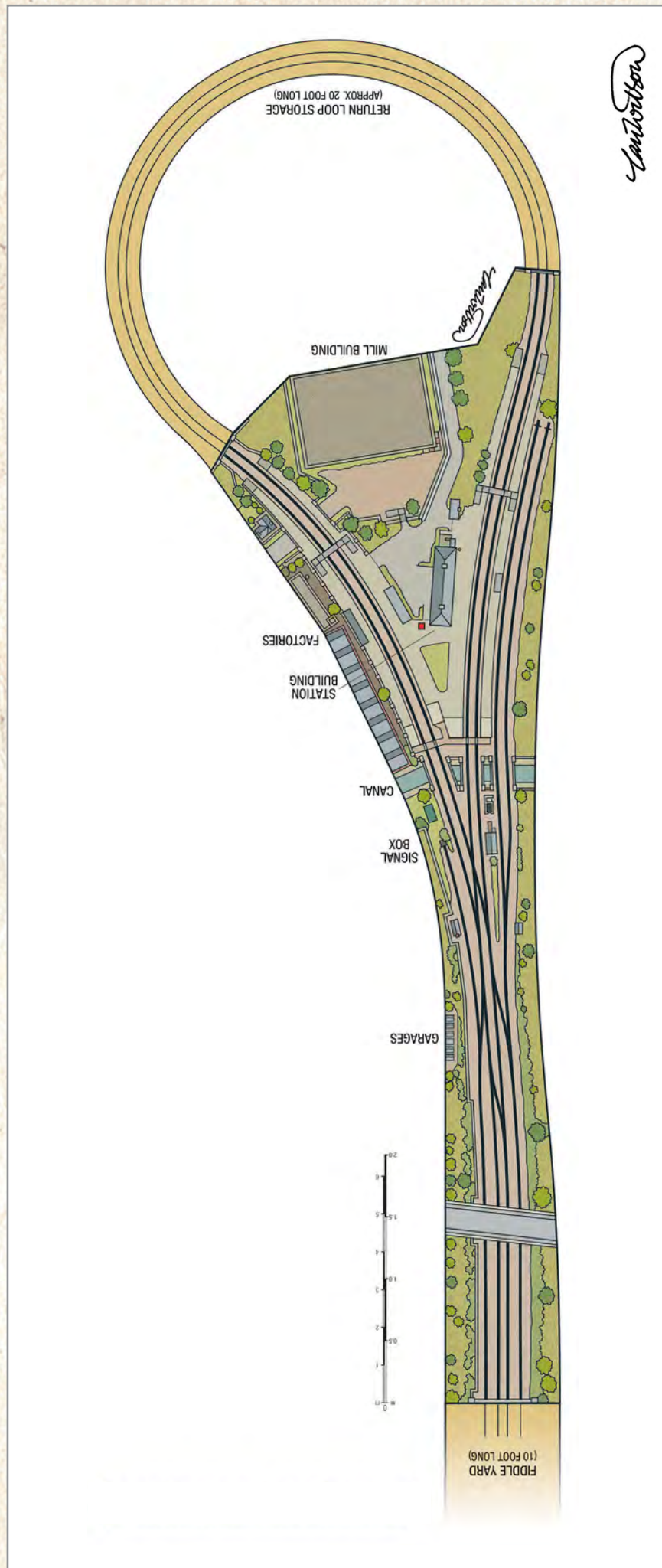
4/5

O

XL

DOC

APETHORN JUNCTION



EXTRA LARGE LAYOUT | LONDON MIDLAND REGION 1957-66 | O Gauge



BRM

NEXT MONTH

ON SALE
FEBRUARY 4

PRACTICAL
BRM

HOW TO ...

- ▶ Model a frosty winter scenery
- ▶ Fit DCC accessory decoder convertors
- ▶ Paint & weather diesel shunters
- ▶ Build a 3mm scale wagon kit

PLUS
3 CLASSIC S&D
LAYOUT PLANS
TO COLLECT!

LOST, BUT NOT FORGOTTEN

To mark the 50th anniversary of the closure of the Somerset & Dorset, **BRM** presents a selection of superb S&D layouts and lots more on this hugely popular railway.

FEATURING:

'Bath Green Park' (OO)
'Blandford Forum' (OO)
& 'Burnham on Sea' (N)

FIRST REVIEW

▶ **HELJAN GRESLEY O2**

+ **FREE 16-PAGE DCC CONCEPTS**
MINI-MAG AND...

FREE BUILDING KITS FOR EVERY READER!

DON'T MISS THE NEXT IN OUR SUPERB NEW
SERIES OF MODELLING STARTER KITS!

ALL THIS AND A FREE DVD FOR JUST £4.50!

TAIL LAMP



I know I am old-fashioned. How do I know? Because my wife and children tell me so as they tap away on their smartphones. The children pay bills, turn on and off lights and lower their heating which, incidentally, they didn't do when they lived at home! As for my wife she seems to have an endless 'Twitbook' dialogue with hundreds, if not thousands of people whom she has never met, while still finding time to order and return goods and chattels that look alluring on screen but do not live up to their promises when seen in the 'flesh'. Me, well I have a mobile 'phone; goodness knows how old it is but I use it for the old-fashioned job of making telephone calls. Yes, I know, how 20th century!

And yet there are other times that I embrace the evolution of things that have not altered for years. Take, for example, the changes that have occurred in our hobby over the last few years. It was not so long ago that the Warley NEC show tended to mark the end of the modeller's year and the start of the 'silly season' of speculation, focusing on what the main manufacturers might be offering the following year. Many of the rumours were debunked once the announcements were made at the start of the New Year. For years this was a model railway tradition, as mince pies are to Christmas, but I suspect it was our friends at Barwell that first broke the mould. Before the end of the 2000s, Bachmann decided that its New Year did not start until March, when announcements started to be made at the Model & Hobby Show. Some may argue it was a tactical decision but all the same it set a precedent.

Later it became apparent that the newbies in the business ignored the traditions and announced their new offerings as and when they felt the need. Before too long there was only one bastion of tradition left and that was Hornby, which stuck steadfastly to the old ways, announcing its new ranges either pre- or post-New Year, depending on which magazine or website leaked the information first.

Industry Insider considers how the announcement of new models has evolved over the last few years.

Recently, Hornby has moved dramatically away from its old ways with a steady stream of announcements designed to make the most ardent traditionalist's mouth water. For me, the symbolic end to the old ways happened on the Thursday prior to the Warley 2015 show.

I'm sure I am not alone in being slightly, but not completely surprised that Hornby chose that day to present its 2016 range. 'Present' is arguably not the right word as it seemed that the list posted on the website had no real order, rather resembling a jumble of products dumped onto the website. In truth, there were very few images and in some cases rather vague descriptions, but full marks to Hornby as it absolutely stole a march on those who like to speculate about what the Kent company will

or will not offer in the year to come, and on those who had carefully prepared their own announcements for the big weekend.

So what of 'Warley' 2015? Well, it seems that the NEC is now the place to announce new models and show what progress is being made.

Personally, I lost count of who was making an announcement of what new model and in what scale as the Saturday wore on. Don't

get me wrong, I am sure it is good for the hobby but I must admit to being a little punch drunk by the end of the day from the sheer volume of new items. I struggled to keep pace, and even Hornby kept a couple of locomotive surprises up its sleeve.

That night I had to rely on my favourite forum, and the support of a single malt, to help me assimilate the impressive list of what had been announced during the day (*see Welcome and What's New for all the announcements.* -Ed.)

With all this in mind I am left with the thought that maybe the New Year releases have been replaced by the 'Warley' releases. Is this a good thing or have we simply swapped one period of speculation for another? Or maybe I'm just being old-fashioned again? Perhaps our new suppliers and instant communication tools are leading to a 365-days-a-year 'silly season' for the speculators?

dapol

model railway company

Tel: 01691 774455
Fax: 01691 778866
e-mail: sales@dapol.co.uk

www.dapol.co.uk

Dapol Limited, Gledrid Industrial Park, Chirk, Wrexham, LL14 5DG

'N' releases in January

Autocoach



2P-004-005 - Autocoach GWR 192
2P-004-006 - Autocoach GWR 187



2P-004-007 - Autocoach BR Maroon W183W
2P-004-008 - Autocoach BR Crimson & Cream W194W

Also released this month include;

- 2F-013-025 - GPV - SR Improvised 59065
- 2F-013-026 - GPV - SR Improvised 59065 Weathered
- 2F-071-046 - 7 Plank - Gresford Wrexham 224
- 2F-071-047 - 7 Plank - Gresford Wrexham 224 Weathered
- 2P-003-001 - B Set Coach Twin Pack BR Maroon W6936W & W6937W
- 2P-005-060 - MK3 TGS Blue Grey Eastern Region 44098
- 2P-005-061 - MK3 TGS Intercity Blue Grey Western Region 44031

- 2P-005-160 - MK3 TGS Intercity Swallow 44055
- 2P-005-260 - MK3 TGS Intercity Executive 125 44028
- 2P-005-360 - MK3 TGS First Great Western 44039
- 2P-005-460 - MK3 TGS Virgin 44091
- 2P-005-660 - MK3 TGS Cross Country 44052
- 2P-005-760 - MK3 TGS East Midlands 44073
- 2S-012-007 - Terrier Portishead GWR Shirtbutton

'OO' releases in January



4F-051-045 - 5 Plank Twin Pack - Wynnstay Ruabon & Cefn Mawr & Rhosymedre
4F-051-046 - 5 Plank Twin Pack - Wynnstay Ruabon & Cefn Mawr & Rhosymedre Weathered



4F-071-130 - 7 Plank - Gresford Wrexham 224
4F-071-131 - 7 Plank - Gresford Wrexham 224 Weathered

Also released this month include;

- 4F-010-001 - JNA Falcon Network Rail NLU29006
- 4F-010-002 - JNA Falcon Network Rail NLU29023
- 4F-010-003 - JNA Falcon Network Rail NLU29149
- 4F-010-004 - JNA Falcon Network Rail NLU29239
- 4F-031-025 - 6 Wheel Milk Tanker - CWS

- 4F-031-026 - 6 Wheel Milk Tanker - CWS Weathered
- 4P-010-043 - 60FT Stanier Corridor Comp LMS Lined Maroon 3942
- 4P-010-044 - 57FT Stanier Corridor Brake LMS Lined Maroon 5535
- C101D - 60FT Stanier Corridor Comp LMS Lined Maroon 3942
- C102D - 57FT Stanier Corridor Brake LMS Lined Maroon 5535

'O' releases in January



7F-080-017 - 8 Plank - Derbyshire Carriage 1945
7F-080-017W - 8 Plank - Derbyshire Carriage 1945 Weathered



7F-080-018 - 8 Plank - Stewarts & Lloyds 6309
7F-080-018W - 8 Plank - Stewarts & Lloyds 6309 Weathered

All product release dates correct at time of going to press

APPROVED

DAPOL ★ GOLD ★
STOCKISTS

The following retailers carry stocks of all new monthly products

ALTON: **Alton Models** tel: 01420 542244
ARUNDEL: **Gaugemaster** tel: 01903 884321
AXMINSTER: **Buffers Model Railways** tel: 01297 35557
AYLSHAM: **Bure Valley Railway** tel: 01263 733858
BARROW IN FURNESS: **Crafty Hobbies** tel: 01229 820759
BIDEFORD: **Osborn's Models** tel: 01237 423453
BRISTOL: **Model Railways Direct** tel: 01275 774224
BURTON-ON-TRENT: **The Tutbury Jinny** tel: 01283 814777
CARLISLE: **C & M Models** tel: 01228 514689
CHELTENHAM: **Cheltenham Models** tel: 01242 523117


HEREFORD: **Hereford Model Shop** tel: 01432 352809
KIDDERMINSTER: **DMB/Footplate Models** tel: 01562 750076
LIVERPOOL: **Hattons** tel: 0151 733 3655
NANTWICH: **Trident Trains** tel: 01270 842400
NORTH LANCING: **Morris Models** tel: 01903 754850
SHEFFIELD: **Rails of Sheffield** tel: 01142 551436
STROUD: **ANTICS** tel: 01453 825381
SHEPTON MALLET: **East Somerset Models** tel: 01749 880651
WORCESTER: **DCC Supplies** tel: 01905 621999
YORK: **Monk Bar Model Shop** tel: 01904 659423




Welcome to our project update feature, with the latest status of forthcoming releases from all major manufacturers. Use it to see the progress of projects you are interested in. The web address in the "link" column can be used to view products online, and to place your preorders.

0151 733 3655
364-368 Smithdown Road
Liverpool, L15 5AN


Phone opening times Shop opening times
 Mon to Fri **7am-8.30pm** Mon to Sat **9am-5pm**
 Sat **7am-6pm** Sun **10am-4pm**
 Sun **9am-5pm**


	Link	Price	Date announced	CAD done	In Tooling	Seen 1st EP	Decorated samples	In production	On Board Ship	Released
Wickham trolley car	ehattons.com/wtc	£67.96	Mar 2013							
Class 5P4F	ehattons.com/5p4f	£131.70 (EST)	Mar 2013							
Class 90 Electric	ehattons.com/c90	£119.00 (EST)	Jul 2014							
LNWR Webb coal tank	ehattons.com/wct	£102.00 (EST)	Sep 2014							
Class 117 3-Car DMU	ehattons.com/c117	£170.00 (EST)	Sep 2015							
Class 121 "Bubble Car"	ehattons.com/c121	£127.50 (EST)	Sep 2015							

Birdcage coaches, Class 24/1, J72, 6P, V2, 3F, J39, K3, 94xx, H2 Atlantic - view these projects at www.ehattons.com/projectupdates


	Link	Price	Date announced	CAD done	In Tooling	Seen 1st EP	Decorated samples	In production	On Board Ship	Released
Class 73	ehattons.com/c73	£105.00	March 2012							
Class 68	ehattons.com/c68	£118.00 (EST)	April 2014							
GWR Railcar	ehattons.com/gwrrc	£102.00	July 2014							

Class B4, IDA flat, Turbot - view these projects at www.ehattons.com/projectupdates


	Link	Price	Date announced	CAD done	In Tooling	Seen 1st EP	Decorated samples	In production	On Board Ship	Released
J94	ehattons.com/j94	£82.00	Aug 2014							
14xx	ehattons.com/14xx	£99.00	Sep 2014	Feb 2015						
Hatton's King	ehattons.com/king	£169.00- £179.00	Aug 2014	Nov 2014						


	Link	Price	Date announced	CAD done	In Tooling	Seen 1st EP	Decorated samples	In production	On Board Ship	Released
Metropolitan Bo-Bo	ehattons.com/mbb	£107.00	May 2014							
Class 02 Tango	ehattons.com/02	£148.00	Nov 2013							

Class 4700, Class 1366 - view these projects at www.ehattons.com/projectupdates

	Link	Price	Date announced	CAD done	In Tooling	Seen 1st EP	Decorated samples	In production	On Board Ship	Released
King	ehattons.com/horking	£148.14 - £179.99	Dec 2014							
Hornby Adams Radial	ehattons.com/horar	£111.10	Dec 2014							
Class J50	ehattons.com/j50	£74.06	Dec 2014							
Class Q6 Raven	ehattons.com/Q6	£118.99	Nov 2015							
Class 71	ehattons.com/c71	£127.50	Nov 2014							
Merchant Navy	ehattons.com/mn	TBC	Mar 2015							
Class B12 Holden	ehattons.com/B12	£123.00	Nov 2015							
SR Maunsell Coaches	ehattons.com/exsmaun	£39.99	Jun 2015							

Collet coaches - view these projects at www.ehattons.com/projectupdates

	Link	Price	Date announced	CAD done	In Tooling	Seen 1st EP	Decorated samples	In production	On Board Ship	Released
Adam's Radial	ehattons.com/ar	£88.00	Jan 2015							
Hatton's ICI hopper	ehattons.com/ici	£24.00 / £25.00	Mar 2015							

 Shows the stage the project is at based on the information available to us. CAD: Computer Aided Design. 1st EP: First Engineering Prototype. TBC: Price is yet To Be Confirmed (EST): Price is estimated.

You can view extended lists, preorder & comment on all of these projects at

www.ehattons.com/projectupdates

Information correct at the time of going to press. All information subject to change