

FREE
DVD WORTH £7.99

**BRITAIN'S FASTEST-GROWING
MODEL RAILWAY MAGAZINE**

BRM

BRITISH RAILWAY MODELLING

DECEMBER 2015 | £4.50



**BUILD
YOURSELF
A 'HORNBY'**

STEAM & STEEL

**SPOTTING BR STEAM GIANTS
AT MILTON STREET MPD**

**4 GREAT
LAYOUTS
INSIDE**



WE SHOW YOU HOW TO...

- ◆ **MODEL MODERN
LOCOMOTIVE-HAULED TRAINS**
- ◆ **ASSEMBLE AN ETCHED
BRASS LOCOMOTIVE KIT**
- ◆ **BUILD & PAINT AN SR
BULLEID 'BOOSTER' ELECTRIC**
- ◆ **MAKE AN INDUSTRIAL
CANAL BASIN DIORAMA**

PLUS

WARLEY PREVIEW ◆ LNER D16/3s ◆ DAPOL '59'

www.rmweb-buyandsell.co.uk



DECEMBER 2015 | £4.50
DISPLAY UNTIL DECEMBER 10 2015

THE SHUNTERS

Introducing the latest Graham Farish Diesel locomotives

The Class 04 Diesel Shunter makes a welcome return to the Graham Farish range of N scale models.

Three models are available:

- **371-050C** No. D2283 in BR Green with Wasp Stripes.
- **371-051C** No. D2295 in BR Blue with Wasp Stripes.
- **371-054** No. 2332 'Lloyd' in NCB Yellow.

Spanning a number of eras, these models would make great additions to your Graham Farish collection.



Back view of 371-051C D2295, BR Blue with Wasp Stripes

FEATURES:

- All wheel pickup
- Compact drive mechanism
- Diecast bonnet to aid traction
- NEM couplings
- Detailed body including separate wire grab rails



Highly detailed front end



Authentic professionally applied liveries



DISCOUNT 'O' GAUGE

TOWER BRASS LOCOMOTIVES

R.T.R in unpainted brass/factory painted	
GWR/BR King.....	£900.00
GWR/BR Railcar 19-33.....	£550.00
GWR/BR Parcels Railcar No.34.....	£550.00
GWR 1361 Early black chassis.....	£525.00
GWR/BR 1361 Late black chassis.....	£525.00
LY/LMS/BR Pug black.....	£450.00
LNER/BR J39 0-6-0 black.....	£925.00
GWR/BR 8750 Pannier black chassis.....	£525.00

TOWER BRASS COACHES

Fully assembled in unpainted brass
GWR/BR Collett D127 brake 3rd..... £235.00

SAN CHENG R-T-R BRASS LOCOS

In basic factory paint finish

GWR/BR 4-6-0 Hall Green.....	£1350.00
SR 4-4-0 Schools Olive.....	£1300.00
LNER/BR V2 2-6-2.....	£1400.00
GWR/BR Manor.....	£1400.00
LNER/BR B1 black late tender.....	£1400.00
GWR City of Truro.....	£1350.00
LNER/BR J50 Black.....	£675.00
GWR/BR Grange (2 versions).....	£1400.00

FULLY FINISHED R-T-R LOCOS

LMS/BR Royal Scot 4-6-0.....	from £1575.00
LMS/BR Jubilee 4-6-0.....	from £1625.00
L&Y/LMS/BR Pug 0-4-0T.....	from £525.00
GWR/BR 48xx/14xx Autotok 0-4-2T.....	from £695.00
GWR/BR 1361 0-6-0ST.....	from £695.00
GWR/BR 8750 Pannier tank.....	from £695.00
GWR/BR 4575 Prairie tank.....	from £855.00
GWR/BR King 4-6-0.....	from £1235.00
GWR/BR Hall 4-6-0.....	from £1575.00
GWR/BR Razor Edge railcar.....	from £810.00
GWR/BR Parcels railcar.....	from £785.00
SR/BR Schools 4-4-0.....	from £1525.00
LNER/BR J39 0-6-0.....	from £1060.00
LNER/BR V2 2-6-2.....	from £1625.00
GWR/BR Manor.....	from £1625.00
LMS/BR Original Patriot.....	from £1625.00
GWR City of Truro.....	from £1545.00
GWR/BR Grange.....	from £1585.00
LMS/BR Black Five.....	from £1625.00
LNER/BR B1.....	from £1625.00

Over 100 R-T-R locos available off the shelf

SLATERS LOCO KITS

7L002 G.W.R 28xx Curved frame.....	£473.00
7L003 G.W.R 28xx Square frame.....	£473.00
7L005 M.R/L.M.S Flatiron.....	£368.25
7L006 MR/L.M.S Johnson Halifax.....	£322.00
7L007 M.R/L.M.S Johnson Kirtley.....	£438.00
7L009 C.R/Industrial Pug.....	£223.99
7L011 M.R/L.M.S Johnson 1262 0-4-4T.....	£351.50
7L014 M.R/L.M.S Deeley Comp 4-4-0.....	£464.00
7L015 G.W.R Saint Curved frame.....	£473.00

GLADIATOR LOCO KITS

GTR48 LNW/BR LMS Crane Tank.....	£205.00
GTR63 LNER/NER Y8 0-4-0T.....	£165.00
GTR65 G.C.R/LNER/BR F1 2-4-2T.....	£215.00
GTR68 SR King Arthur 8 Wheel Tender.....	£395.00
GTR88 LMS/BR Jinty 0-6-0T.....	£225.00
FT3 LNER/BR B16/1 4-6-0.....	£335.00
FT9 NER/LNER G6 (BTP).....	£195.00

JAVELIN LOCOMOTIVE KITS

JKL GWR/BR Dukedog 4-4-0.....	£305.00
JKL5 G.W.R Dean Goods 0-6-0.....	£295.00

MERCIAN LOCO KITS

GW2 GWR/BR 14/58xx 0-4-2T.....	£175.00
DL1 LMS Armstrong Whitworth 0-6-0DE.....	£175.00
DL6 LMS/BR 350HP 0-6-0 (7080-7119).....	£175.00

TOWER COLLECTION (D.J.H) BEGINNERS KITS

Includes wheels, gears and motor	
TC1 Class 02 0-4-0 Diesel Shunter.....	£225.00
TC3 Andrew Barclay 0-4-0 Steam Shunter.....	£225.00

D.J.H LOCO KITS

K300 B.R Standard 84xx 2-6-2T.....	£330.00
K301 B.R Standard 2MT 2-6-0.....	£386.00
K302 LMS/B.R Ivatt 2-6-2T.....	£330.00
K310A LNER/BR A3 with Corridor tender.....	£556.00
K317B BR Britannia with BR1/1A tender.....	£556.00
K324B B.R 9F 2-10-0 B.R/BR1C.....	£556.00
K326 B.R Class 03 complete kit.....	£371.00
K336 LNER/BR R Peppercorn A2.....	£510.00
K338 LNER/BR R G5 0-4-0T.....	£371.00
K340 B.R Class 14 complete kit.....	£371.00

PECO LINESIDE KITS

LK704 Wooden lineside hut kit.....	£18.15
LK705 Brick lineside hut.....	£18.15
LK709 Ground Level Signal Box.....	£26.00
LK735 GWR Yard Crane.....	£19.50
LK741 GWR spear fencing.....	£10.00
LK742 GWR spear fencing ramps.....	£10.00
LK743 Field fencing and gates.....	£9.00
LK749 Loading Gauges (2).....	£11.35
LK750 Single track level crossing gates.....	£18.40
LK758 Platelayers tools.....	£6.80
LK759 Platform lamps (4).....	£7.95
LK760 Telephone boxes (2).....	£7.95
LK761 GWR Station seats (4).....	£7.50
LK763 SR/BR Station seats.....	£7.50
LK764 Bicycles (8).....	£7.50
LK790 GWR home or distant signal.....	£17.00

HELMSPAN CONTROLLERS

CFS5 5amp Single Controller.....	£135.00
RM5 Remote handset for above.....	£40.00

PECO WAGON KITS

W601 GWR Toad brake can.....	£36.95
W602 GWR Permanent Way brake.....	£36.95
W603 GWR 6 wheel brake.....	£38.70
W604 GWR 4 plank open.....	£30.90
W605 GWR Steel Open.....	£30.90
W606 GWR 10 ton Van.....	£37.80
W607 BR 16 ton Mineral wagon.....	£38.70
W608 BR 27 ton Iron Ore wagon.....	£37.80
W609 BR 20 ton Pig Iron wagon.....	£37.80

PECO 'O' GAUGE TRACKWORK

SLE786BH Curved R/H Point.....	£50.00
SLE787BH Curved L/H Point.....	£50.00
SLE700BH 12 yards flexitrack.....	£72.50
SLE791BH Right Hand Point.....	£39.50
SLE792BH Left Hand Point.....	£39.50
SLE790BH Y Point.....	£39.50
SLE790BH Double Slip.....	£83.50
SL10 24 metal railjoiners.....	£2.55
SL11 12 insulated railjoiners.....	£2.55
SL740BH Buffer stop.....	£2.55
TP1 Long Track pins (15mm).....	£2.99
ST700 Box (6) 393mm straight.....	£40.50
ST725 Half circle 1028mm radius curves.....	£43.75
NEW Setrack R/H Point.....	TBA
NEW Setrack L/H Point.....	TBA

PARKSIDE WAGON KITS

PS14 B.R. Grampus Ballast.....	£30.50
PS16 L.N.E.R. Loco Coal Wagon.....	£30.50
PS17 B.R. 12 ton Pipe Wagon.....	£30.50
PS23 G.W.R. 13 ton Open Wagon.....	£30.50
PS24 G.W.R. 12 ton Unfitted Van.....	£30.50
PS25 B.R. 24 1/2ton Mineral.....	£30.50
PS26 G.W.R. 12 ton Fitted Van.....	£30.50
PS27 G.W.R. 12 ton Open Tarp.....	£30.50
PS28 G.W.R. 12 ton Plywood Van.....	£30.50
PS29 G.W.R. Fruit Van.....	£30.50
PS30 B.R. 16ton Mineral.....	£30.50
PS31 B.R. 16ton Slope Sided Min.....	£30.50
PS32 B.R. 16ton Min (S.N.C.F.).....	£30.50
PS33 B.R. 8 Plank Mineral.....	£30.50
PS34 G.W.R. Mogo.....	£30.50
PS35 G.W.R. Plywood Mogo.....	£30.50
PS38 B.R. Sand Wagon.....	£30.50
PS42 L.M.S. 12ton Open.....	£30.50
PS45 L.N.E.R. 12ton Van.....	£30.50
PS46 L.N.E.R. 12ton Fruit Van.....	£30.50
PS47 G.W.R. Loco Coal Wagon.....	£30.50
PS48 G.W.R. Tevan.....	£30.50
PS49 G.W.R. Mica Van.....	£30.50
PS100 SR Banana Van.....	£30.50
PS101 SR Meat Van.....	£30.50
PS104 NEW BR 21ton Coal Hopper.....	£30.50
PS106 LNER/B.R. fitted cattle track.....	£30.50
PS107 NEW S.R. Cattle Truck.....	£30.50
PS108 LNER/BR rivetted hopper wagon.....	£30.50
PS110 SR/BR Insulated Van.....	£30.50
PS112 LMS/LNER/BR Gunpowder Van.....	£30.50
PS114 NEW LMS Banana Van.....	£30.50

Any six above for £152.65

Save 25% off R.R.P

PS39 G.W.R./B.R. Conflat & Load.....	£35.90
PS40 L.M.S./B.R. Brake Van.....	£35.90
PS44 G.W.R./B.R. Toad.....	£35.90
PS103 NEW S.R. brake van.....	£35.90
PS111 M.R/L.M.S. brake van.....	£35.90
PS113 NEW LNER/BR Toad brake van.....	£35.90

Any six above for £179.55

Save 25% off R.R.P

PS01 N.B.R./L.N.E.R. Jubilee Coal.....	£29.25
PS02 N.B.R./L.N.E.R. Box Van.....	£29.25
PS03 L.N.E.R. 7 Plank Open.....	£29.25
PS04 L.N.E.R. 12T Van.....	£29.25
PS05 L.N.E.R. Cattle Van.....	£29.25
PS06 L.N.E.R. 4 Plank Open.....	£29.25
PS07 L.M.S. 12T Van.....	£29.25
PS08 L.M.S. Beer Van.....	£29.25
PS09 L.M.S. Vent Van.....	£29.25
PS10 L.M.S. Van with steel ends.....	£29.25
PS11 L.N.E.R. 6 plank open.....	£29.25
PS12 S.R. 8 plank open.....	£29.25
PS13 S.R. Elliptical roof van.....	£29.25

Any six above for £146.25

Save 25% off R.R.P

PS36 LNER 12T Fish Van.....	£35.00
PS37 LNER/BR 10T Fish Van.....	£35.00
PS102 Blue Spot Fish Van.....	£35.00

Any six above for £175.05

Save 25% off R.R.P

PS105 NEW G.W.R./B.R. Horse Box.....	£47.25
PS109 NEW LNER Horse Box.....	£47.25

Buy six horseboxes for only £236.25

MOTORS, GEARBOXES AND GEARS

GB14 Slaters diesel gearbox motor.....	£90.25
GB40 R3M Slaters 30-1 gearbox motor.....	£98.60
Mashima 1833 motor (3 types).....	£23.50
Romford gearboxes various.....	£18.50
Romford gears various.....	£13.50
Mashima flywheels.....	£5.50

H.M.R.S. TRANSFERS

H1 L.M.S. gold loco and coach.....	£20.00
H2 L.M.S. yellow loco and coach.....	£20.00
H2A L.M.S. black style/Crewe loco.....	£20.00
H3 L.M.S. loco lining.....	£20.00
H3A L.M.S. coach lining.....	£20.00
H4 L.N.E.R. green loco and coach.....	£20.00
H4A L.N.E.R. black loco and Gill Sands.....	£20.00
H5 L.N.E.R. loco lining.....	£20.00
H6 L.M.S. goods wagon lettering.....	£18.50
H7 G.W.R. loco and coach lettering.....	£20.00
H8 G.W.R. loco and coach lining.....	£20.00
H9 S.R. Maunsell loco and coach lettering.....	£20.00
H10 S.R. Bulleid loco and coach lettering.....	£20.00
H11 G.W.R. goods wagon lettering.....	£18.50
H12 L.N.E.R. goods wagon lettering.....	£18.50
H13 S.R. goods wagon lettering.....	£18.50
H14 BR steam loco and coach lettering.....	£20.00
H15 BR blue diesel loco and coach lettering.....	£18.50
H16 LNW/RCJ/S loco coach & wgn.....	£21.00
H17 LTR/MSR/SD/LY/MCR gds lettering.....	£20.00
H18 N.E.R. loco and coach lettering.....	£21.00
H20 CB/NB/GSWR/HR/GNSR wgn lettering.....	£20.00
H22 B.R. mixed traffic/L.N.W.R. loco lining.....	£20.00
H24 MR/SDJR/LTSR/MGN loco & coach.....	£21.00
H25 B.R. pre-TOPS wagon numbers etc.....	£18.50
H26 B.R. pre-TOPS wgn instructions etc.....	£18.50
H31 Pullman crests, names and numbers.....	£21.00
H32 Pullman lining.....	£18.50
H40 G.N.R. coach lettering.....	£21.00

SLATERS PARCEL VANS

7C020 SECR/SR PLY/GUV.....	£75.00
7C021P SR bogie van B.....	£119.25
7C022 SR 4 wheel BY.....	£75.00
7C019 MR slatted milk van.....	£73.95
7C030 GWR siphon dia 05/06.....	£73.95

SLATERS WAGONS, VANS AND TANKERS

7011 GWR 5 plank with sheet rail.....	£29.50
7012 GWR 7 plank open.....	£29.50
7013 GWR 4 plank open.....	£29.50
7014 GWR iron loco coal.....	£29.50
7015 GWR 3 plank open.....	£29.50
7016 GWR 1 plank.....	£29.50
7023 LMS Cattle wagon.....	£34.50
7024 MR/LMS 10 ton van.....	£32.65
7024F MR/LMS 10 ton fruit van.....	£32.65
7025 MR/LMS 8 ton fruit van.....	£28.90
7026 MR/LMS coke wagon.....	£27.85
7029 MR/LMS 3 plank open.....	£27.85
7030 MR/LMS cattle wagon.....	£28.95
7042 LNER/BR 20 ton hopper.....	£31.25
7042A LNER/BR Alumina wagon.....	£35.75
7051 MR sleeper wagon.....	£27.85
7052 LMS 7 plank loco coal.....	£31.20
7054 GWR cattle wagon.....	£38.50
7032 MR/LMS 10 ton brake van.....	£30.30
7033 LNER/BR 20 ton brake van.....	£44.65
7034 MR/LMS 6 wheel brake van.....	£46.10
7053 LMS/BR 20 ton brake van.....	£46.10
7039 Rectangular tar tank.....	£28.95
7056 14 ton petrol tank.....	£44.65
7073 LMS 3000 Gal milk tank.....	£54.20
7074 LMS 2000 Gal milk tank.....	£54.20
7075 GWR twin milk tank.....	£54.20
7076 GWR 300 Gal milk tank.....	£54.20

SLATERS PRINTED P.O. WAGONS

7035D Arthur Day (Swindon).....	£34.00
7035M Thomas Meakins (Dorking).....	£34.00
7035MH Morris Holloway (Hereford).....	£34.00
7035T WH Thane (Leamington).....	£34.00
7035W W.Woodley (Oxford).....	£34.00
7036C Caebryn Collieries (Llandiedre).....	£34.00
7036P Thomas Pascoe (Swansea).....	£34.00
7036UN United National (S.Wales).....	£34.00

SLATERS BR WAGONS AND VANS

7062 B.R. 12ton Vanwide.....	£35.85
7063 B.R. Standard Van.....	£35.85
7064 B.R. 12ton Standard/Flat Van.....	£35.85
7065 B.R. Meat Van.....	£35.85
7066 B.R. Insulated Van 'A'.....	£35.85
7067 B.R. 13 ton conflat 'A'.....	£31.70
7069 B.R. Lowfitt Wagon.....	£31.70
7070 B.R. 12 ton Palvan.....	£35.85
7071 B.R. 13 ton High Goods Wagon.....	£31.70

BACHMANN SCENECRAFT BUILDINGS

47003 Cattle Dock.....	Special offer £25.00
47040 Diesel Refuelling Point.....	£39.95
47047 Hampton Hill Platelayers Hut.....	£24.95
47203 Low Relief Corner Shop.....	£25.95
47004 Provender Store.....	Special offer £30.00
47009 Single Engine Shed.....	Special offer £60.00
47036 Sectional Lineside Hut.....	£20.50

NEW HORNBY O GAUGE BUILDINGS

Fully assembled and painted	
99080 Great Northern Station.....	£80.00
99081 Station Waiting Room.....	£55.00
99082 Platform Mounted Signal Box.....	£50.00
99085 Platelayers Hut.....	£22.50
99087 Great Northern Water Tower.....	£37.50

All the above can be seen on our website.

NEW LIMITED EDITION DAPOL WAGONS

EXCLUSIVE TO TOWER MODELS ONLY 100 OF EACH	
Birmingham Railway Carriage and Wagon	
Gloucester Railway Carriage and Wagon	
Edward Eastwood Railway Wagon Works	
Lincoln Wagon and Engine Works	
R.Y. Pickering Carriage and Wagon	
Metropolitan Railway and Wagon	
Joshua Grey (Howarth)	
R. Fred Cole (Gloucester)	
South Wales and Cannock (Worcester)	
Ruabon (Ruabon)	
Wood and Co (London)	
Osbourne and Son (West Ham)	
All £40.00 end or any six for £225.00	

DAPOL READY TO RUN WAGONS

BR 5 plank open wagon
BR 7 plank open wagon
BR 8 plank open wagon
GWR 5 plank open wagon
GWR 7 plank open wagon
LMS 7 plank open wagon weathered
LMS 7 plank open wagon
SR 7 plank open wagon
Edinburgh 7 plank open wagon
Ammanford 7 plank open wagon
C.W.S. 7 plank open wagon
Chatterley Whitfield 7 plank open wagon
Nook and Wyrley 5 plank open wagon
Rose Smith 7 plank open wagon
Thomcliffe Izal 8 plank open wagon
Enoch Haythorne 8 plank open wagon
Llay Main 8 plank open wagon
NEW ICI 5 plank open wagon
NEW Vauxhall 7 plank open wagon
Osman Trevor Powell 7 plank
NEW John Stephens 7 plank
NEW Derbyshire Carriage works 8 plank
NEW A.Bramley 5 plank
NEW Ace of clubs 7 plank
All above RRP £42.70
our price £36.25 each



22

There's never been a better time to get into Southern Region third-rail modelling. **Paul Egleton** re-created the varied south London scene of his youth.



38

Ben Jones goes behind the scenes at one of the country's leading DCC specialists.

Resin kits can offer an easier alternative to brass when building complex models, as **Phil Parker** demonstrates with this Bulleid/Raworth 'Booster' electric.



40

Phil Parker shows how he made the industrial boats and canal basin at the front of 'Ruston Quays'.

22 LAYOUT FOCUS: ADDISTON SOUTH

There's never been a better time to get into Southern Region third-rail modelling. **Paul Egleton** re-created the varied south London scene of his youth.

32 PRACTICAL BRM: AYJAY CLASS 70

Resin kits can offer an easier alternative to brass when building complex models, as **Phil Parker** demonstrates with this Bulleid/Raworth 'Booster' electric by Ayjay Models.

38 BRM INTERVIEW: DIGITRAINS

Ben Jones goes behind the scenes at one of the country's leading DCC specialists.

40 PRACTICAL BRM: MAKE A WATERFRONT DIORAMA

Phil Parker shows in a few simple steps how he made the industrial boats and canal basin at the front of the BRM project layout 'Ruston Quays'.

46 SHOW PREVIEW: WARLEY 2015

Howard Smith looks forward to the biggest model railway show of the year and picks out some highlights of the 2015 NEC gathering.

49 LAYOUT FOCUS: GLENBURN

Archie Brown describes Glasgow & West of Scotland MRC's depiction of a small Scottish village served by two railways.

58 PRACTICAL BRM: BUILD AN LMS 0-8-4T

Working in etched brass can be challenging, but the results are often superb. **Tony Wright** builds this eight-coupled goods tank from Brassmasters.

64 DIECAST IDEAS: GET ON THE RIGHT ROAD

Howard Smith looks at some of the latest die-cast models. There's no excuse to have empty streets on your layout.

68 PROJECT LAYOUT: STOKESAY GRANARY MILL

Telford Railway Modellers Group's **Peter Smith** explains how the layout's largest structure was researched, designed and built.

70 PROTOTYPE INSPIRATION: RETURN OF THE 'PROPER TRAIN'

A renaissance in locomotive-hauled passenger trains is happening. **Ben Jones** looks at what's working where and how you can model these interesting operations.



46 100 104

BRM TV

WHAT'S ON THE DVD

In this episode presented from the Nene Valley Railway, **Howard Smith** takes the **BRM** crew to visit **Roy Daffern's** spectacular garden railway. Plus, **Phil Parker** updates us on Ruston Quays and we get into the festive spirit with some Christmas gift ideas.



Roy Daffern's amazing O gauge garden layout



Phil Parker updates us on 'Ruston Quays'



Expert tips on scribing foam to make blocks



Howard Smith joins *Phil Parker* in selecting some exciting Christmas gift ideas

**TELL US WHAT YOU
THINK OF THIS
MONTH'S DVD**

Visit our facebook page
and get involved in
the conversation.



WATCH THE VIDEO HERE

(You must have a wifi connection to stream video content)



PLAY



Cobalt Alpha

Never before in the history of the hobby has one small electronic device made such a difference...

Whether you choose to drive your trains with DC or DCC, the Cobalt α Alpha Digital Encoder will allow you access to the advantages of digital accessories and let you create control panels fast and with incredibly easy wiring.

Needing only the simplest of connections, the very clever Cobalt Alpha Digital Encoder is super-easy to install and it is extremely simple to connect too, as it needs no soldering. Set-up takes no time at all.

Each has 12 SPDT connection sets and can manage 12 x 2-way digital devices. It doesn't matter if your layout is big or small as you can use just 1... or you can inter-connect more than 100 if you need to!

Control becomes very versatile... and very simple!

Anything you connect is immediately turned into a digital control device. Anything! - Stud and Probe, A diode matrix, a simple push-button, a detector or any form of switch or automation trigger will work.

This clever new product simply converts all kinds of traditional switching methods to "digital input devices" and it lets you connect your control panel to your DC, DCC or ANY kind of layout...

With only TWO wires!



WELCOME



You might assume that an editor's job is a fairly sedentary one; tied to a desk, peering into a computer screen filled with an endless stream of words and e-mails.

While that's partially true, I also get the chance to go out to shows, meet advertisers, research features and film segments for our DVD programmes.

In recent weeks I've been out to see a number of advertisers across the country, both large and small, and their diversity, positivity and desire to promote our hobby has been extremely encouraging. On the face of it, businesses such as Hatton's Model Railways and Grimy Times in Warrington have little in common, but both have reason to be optimistic.

While no-one would deny that conditions are tough and the hobby faces serious challenges in the short, medium and longer term, the retailers who are doing well are taking an active approach to generating new custom, rather than sitting back and expecting people to walk through the door (both literally and figuratively). By responding to customer demand and changing trends, and by offering professional, reliable service they are better placed to deliver what people want. And, as a result, order books and till receipts look healthier.

In an ideal world, there would be a successful, well-organised and well-stocked model shop in every town and city across the country. Although the Beatties and ModelZone High Street chains both failed, there are good examples across the country of shops that prove it is possible to offer both specialist knowledge and a good retail 'experience' that attracts the general public as well as hobbyists. Has the time come to consider whether our hobby would be better served by a smaller number of more professional retail outlets?

Recent events have led to fears for 'traditional model railway shops' and, sadly, closures do happen as

businesses fail. But, new shops also open on a regular basis, as Grimy Times is proving, having taken the plunge after several years on the exhibition circuit. According to industry figures, the number of outlets has remained relatively stable over the last three decades, despite repeated predictions of doom.

There's no scope for complacency though; it's tough to build a successful business of any kind, let alone one in a competitive industry with a knowledgeable, price-sensitive and unusually particular clientele. From what I've seen on recent visits, it's the companies who dare to be different, offer much-needed services and deliver great service that stand out.

Whether it's Osborn's Models, tucked away up a steep lane in Bideford and now branching out into laser-cut kits having invested in the necessary technology, Kernow Model Rail Centre's numerous exclusive projects or Digitrains installing sound decoders in Lincoln, it's the 'added value' specialists that seem to be thriving. Finding your niche would appear to be the key in 2015, and that will increasingly be the case as 'just' selling RTR models gets harder for various reasons.

I've got even more outings planned over the coming weeks, not least the big Warley NEC show on November 28/29. Do come and see us at Stand A9 where we'll have some exclusive show offers to tempt you. Turn to page 46 for a preview of this year's highlights.

Finally, apologies if you were looking out for the Hatton's interview, which has been postponed until the New Year. However, we're planning to bring you something even more exciting about the retail giant and the people who make it tick. Look out for more information soon. **BRM**

SEE
MUCH MORE
ON YOUR
FREE
"BRM TV"
DVD

Ben

BRM

British Railway Modelling

is published by Warners Group Publications plc

E BRM@warnersgroup.co.uk

EDITORIAL

MANAGING EDITOR

Ben Jones

E benj@warnersgroup.co.uk

FEATURES EDITOR

Howard Smith

E howards@warnersgroup.co.uk / 01778 392059

FEATURES WRITER

Phil Parker

E phil@pagenumberone.co.uk

RMWEB EDITOR & BRM PHOTOGRAPHER

Andy York

E info@rmweb.co.uk

TRACKPLAN ILLUSTRATOR

Ian Wilson at Pacific Studio

E ian@pacificstudio.co.uk

ASSOCIATE PUBLISHER

Steve Cole

E stevec@warnersgroup.co.uk

PUBLISHER

John Greenwood

E john@warnersgroup.co.uk

ADVERTISING

GROUP ADVERTISING MANAGER

Bev Machin 01778 392055

E bevm@warnersgroup.co.uk

DESIGN AND PRODUCTION

HEAD OF DESIGN

Lisa Watson-Bailey

E lisawb@warnersgroup.co.uk

SENIOR DESIGNER

Andy Fletcher

E andrewf@warnersgroup.co.uk

ADVERTISING DESIGNERS

Sarah Machin

E sarahm2@warnersgroup.co.uk

Amie Carter

E amiec@warnersgroup.co.uk

James Teather

E jamest@warnersgroup.co.uk

PRODUCTION

Pat Price 01778 391115

E patp@warnersgroup.co.uk

DISTRIBUTION

TRADE ACCOUNT SALES I Natalie Cole

01778 392404

E tradeaccountorders@warnersgroup.co.uk

UK/OVERSEAS NEWSTRADE SALES

Keiron Jefferies 01778 395043

E keironj@warnersgroup.co.uk

NEWSTRADE DISTRIBUTION

Tom Brown 01778 391135

ISSN 0968-0764

SUBSCRIPTIONS

T 01778 392002

PRINTING

Warners (Midlands) plc, The Maltings,
West Street, Bourne, Lincolnshire PE10 9PH



Ideas for future contributions should be sent in outline form to the Editor for consideration. Please clearly mark all material with your name and address, and include sufficient postage if you require material to be returned. Views expressed by contributors are not necessarily those of the Editor or Publisher. From time to time Warners lend reputable companies the names and addresses of readers who have responded to offers, services and competitions organised by BRM. If you do not wish to receive such mailings, please write to Warners Group Distribution, Dept WD, Manor Lane, Bourne, Lincolnshire PE10 9PH or call 01778 391153.





A74310
5ml 6pc Syringe Set.
Ideal for applying oils & adhesives accurately
£2.95



A74311
10ml 4pc Syringe Set.
Ideal for applying PVA wood glue or oils and greases accurately
£2.95



AB602 **£109.95**
Complete Airbrush and Compressor Deal



26211 **£27.95**
Expo Turntable Motorising Set



71250 **£11.95**
Rotating Self Healing Cutting Mat (300mm x 300mm)
Paints, Glues Etc not Included!



75090 **£8.95**
Expo Modellers Hand Drill with 3 Jaw Chuck



AB500 **£89.95**
Expo Portable Spray Booth



75589
Xuron Professional Photo-Etch Scissors
£26.95



25182
HO/OO Gauge Fibre Optic Scale Yard Lamp.
£9.95



25191
O Gauge Fibre Optic Scale Gas Lamp.
£9.95



75570
Xuron Track Cutter
£17.95



44010 **£2.75**
Milliput Standard, Yellow-Grey



11508 **£6.00**
8pc HSS Drill Set (Sizes 0.5 - 2.00mm)



11516 **£9.00**
16pc HSS Twist Drill Set (Sizes 0.5 - 2mm)



71530 **£4.95**
Bending & Shaping Tool



44500 **£4.95**
Paint Remover. Safely removes most paints from most plastics!




73960 **£59.95**
Table Top Round Magnifying Lamp



79521 **£25.95**
Multi Position Vice with 3 inch Jaws



75040 **£9.95**
Professional Archimedes Drill Set



12820 **£9.95**
Professional Micro Chuck Set



75070 **£9.95**
Precision Pin Vice with 3 Jaw Chuck



26241 **£5.95**
Worm Gear and Pinion Puller



72506 **£14.95**
Miniature 10pc Diamond Needle File Set in wallet



72512 **£7.95**
5pc Diamond Needle File Set with soft grip handles



74360 **£9.95**
Hot Wire Polystyrene Cutter



73012 **£5.00**
Watchmakers Hammer



74325 **£7.95**
Professional Precision Oilier



74326 **£5.95**
Oil Bottle (15cc of oil)



N Gauge **£7.60 Each**
Ready Painted Model
PDX351 GWR Home Signal
PDX351D GWR Distant Signal



PDZ19 **£8.00**
Ready Painted Model
OO Gauge Painted Loco Crew



PDX76 **£6.25**
New!
Ready Painted Model
N Gauge 1950's Motorbike, Sidecar & Rider



PDZ40 **£9.50**
New!
PD Marsh OO Gauge 1950/60 Fire Crew



PDZ41 **£9.50**
New!
Ready Painted Model
PD Marsh OO Gauge 1970/80 Fire Crew



PDZ37 **£8.00**
Ready Painted Model
OO Gauge Belishas Bus Stop & Postbox



PDZ104 **£11.95**
Ready Painted Model
OO Gauge 1950's AA Motorcycle Patrol



95865 **£12.50**
Ancorton OO Terraced Cottages (Half-Relief) OOTH4



95818 **£10.00**
Ancorton OO Gauge Water Tank Kit



95503 **£5.50**
3D Printed Model
Ancorton OO Gauge Camping Tents



95426 **£8.50**
3D Printed Model
Ancorton N Gauge Platelayers Hut/Sleeper Built (RTP)



95425 **£7.50**
3D Printed Model
Ancorton N Gauge Stone Built Lineside Building



95432 **£19.99**
Ancorton Ready Made N Gauge 3D Printed Leisure Narrow Boat (RTP)



95832 **£15.00**
Ancorton OO Gauge Railway Bridge Kit Kit

New Landscape Scenics Items Now Available!!!



LS95585 **£9.95**
Large Boxwood Plants & Hedging (HO/OO Gauge) 15 Pieces



LS95594 **£7.95**
Primula Flowers (HO/OO Gauge) 32 Pieces



LS95596 **£7.95**
Allium Giganteum Flowers (HO/OO Gauge) 30 Pieces



LS95607 **£7.95**
Hibiscus Flowers (HO/OO Gauge) 18 Pieces



LS95608 **£9.95**
Large Hibiscus Flowers (HO/OO Gauge) 8 Pieces



LS95609 **£7.95**
Assorted Hydrangeas (HO/OO Gauge)



LS94294 **£13.95**
Professional 4 Inch Pine Tree Pack. Pack of 2. HO Gauge.



LS95553 **£9.50**
Corn Stalks (pack of 25) O Gauge Very Accurately Detailed Flowers



LS95583 **£9.95**
Hay Bales Assorted (O Gauge) 35 Pieces (5 Round/16 Rectangular)



LS95584 **£7.95**
Boxwood Plants & Hedging (HO/OO Gauge) 20 Pieces



72504 £16.95

Expo 6pc Superior Steel Needle File Set with Handle and Wallet



78130 £18.95

Expo Professional Ratchet Socket and Hex Key Set



78090 £14.95

Expo Professional 8pc Super Thin Combination Spanner Set



74365 £9.95

Expo Hand Held Guillotine (cuts up to 12mm thickness!)



79920 £14.95

Expo Professional Rapid Cable Stripper



77550 £34.95

5 in 1 Butane Gas Torch Set



78215 £5.95

2 Inch Stainless Steel Square



75110 £7.95

EXPO High Quality Pin Pusher 2mm



75120 £7.95

EXPO High Quality Pin Pusher 3mm



70515 £7.95

3pc Set of 4mm Scratch Brushes



79031 £9.95

Expo 8pc High Quality Tweezer Set in Wallet



71203 £10.00

Cutting Mat A3 Size (450 x 300mm)



74300 £5.00

Precision Oiler



70372 £15.00

6pc Cutting Broach set in wallet Covers sizes: 1.2 - 3.2mm



A23040 £7.95

Plug Together 12 Way Connector Block Set



A28015 £7.95

Pack of 5 SPDT Miniature Biased Switches



A23000 £4.50

Pack of 10 Micro Spade Connectors with Heat Shrink



46101 £5.25

Deluxe Materials Ballast Bond with Tip (100ml)



74104 £4.95

OO Gauge Scale Rule 4mm = 1 foot



73520 £9.95

4pc Modelmakers Tool Kit in Wallet



59504 £6.50

2 Sheets of Tree Foliage

Code: 77510 3 in 1 Low Temperature Soldering Station



A fantastic 3 in 1 soldering station - suitable for Modelling, Soldering and Pyrography.

- For mains operation - fitted with a British plug
- Soldering Iron 24V/30W
- Soldering Iron Stand
- Complete with 6 Tips
- Full instruction manual included

Manufactured in Germany

(High power version also available - code 77520)

£69.95

Code: AB605 EXPO Super Detail Airbrush Set

Look whats included:

- ✓ Gravity Feed Airbrush
- ✓ Compressor
- ✓ Braided Air Hose
- ✓ Metal Storage Case
- ✓ Pipette
- ✓ Instructions



Fantastic New Airbrush Set Complete Set Only: £69.95



EZE-Wire

The simple way to wire point motor's! All you need is the appropriate EZE-Wire switch harness to go with your point motor, nothing else to buy! No soldering or crimping is required!

No Soldering Required - connections are as simple as 1,2,3!



1. Slide the heat shrink tube provided over one of the wires to be connected



2. Push the micro connectors together



3. Slide the heat shrink over the joint and heat with a hair dryer or gas torch



28070
EZE-Wire
Point Motor
Harness for
Peco Point
Motors
£6.95



28071
EZE-Wire
Point Motor
Harness for
Hornby Point
Motors
£6.95

The easy way to wire 5 point motors!



EZE-Wire Point Motor Switch Box £17.95



132 page
Free
Catalogue
available
on our
website!

www.expotools.com



20gm SAVBIT
High Quality
Multicore Solder in
Dispenser

£2.95

We ask that you support your local model shop by buying from them.

You can see a list of our principal stockists on our website.

In case of difficulty obtaining items you can order direct on our website.

www.expotools.com TRADE ENQUIRIES WELCOMED.

Expo Drills & Tools, Unit 6, The Salterns, TENBY SA70 7NJ. Tel: 01834 845150 (Mon to Fri 9am-5pm)

GAUGEMASTER.com

The Online Home of The Engine Shed



DCC CONTROL

DIGITAL CONTROL SYSTEMS

DCC01 Prodigy Express System £149.95

DCC02 Prodigy Advance2 System £279.95

DCC03 Prodigy Advance2 Wireless System £479.95

DECODERS

DCC22 CLASSIC 2 Function Micro £24.95

DCC23 CLASSIC 6 Pin Plug-in Decoder £24.95

DCC27 OMNI 21 & 8 Pin Decoder £18.95

DCC28 OMNI 6 Pin Decoder with Harness £20.95

DCC29 OMNI Direct Plug Decoder £19.95

BDPCC27 OMNI 21 & 8 Pin Decoder (5) £89.95

BDPCC28 OMNI 6 Pin with Harness (5) £99.95

BDPCC29 OMNI Direct Plug Decoder (5) £94.95

DCC30 Accessory Decoder 4 Accessories £59.95

DCC31 Accessory Decoder Kato UniTrack £15.95

DCC ACCESSORIES

DCC11 Prodigy Extension Plate £37.95

DCC13 Prodigy Adv2 Wireless Walkaround £179.95

DCC14 Prodigy Adv2 Backlit Walkaround £129.95

DCC15 "Decoder Doctor" Decoder Tester £79.95

DCC40 Auto Reverse Module £39.95

DCC49 Prodigy DCC Booster Unit 8 Amp £179.95

DCC51 Prodigy Wireless Conversion Set £259.95

DCC55 Prodigy Wired Computer Interface £54.95

DCC60 Spare plug for Prodigy £3.25

DCC61 Medium NEM 652 Socket (5) £7.95

DCC62 Prodigy Universal Lead (2m) £4.95

DCC63 Prodigy Adv Power Supply Unit £24.95

DCC64 Prodigy Power Pack Lead £6.95

DCC65 Prodigy Express Power Supply Unit £25.95

DCC71 Prodigy Decoder Tester £9.95

DCC72 8 to 21 Pin Adaptor £4.50

DCC77 Prodigy Walkaround Adapter £9.95

ANALOGUE CONTROL

MAINS POWERED CONTROLLERS

GMC-COMBI Single Track Controller £39.95

GMC-100M Single Track £84.95

GMC-100M Single Track O Scale £84.95

GMC-10LGB Single Track G Scale £99.95

GMC-10LGBSF Single Track G Scale Fan £169.95

GMC-P Single Track Simulation £99.95

GMC-PO Single Track Simulation O Scale £99.95

GMC-D Twin Track £94.95

GMC-DO Twin Track O Scale £164.95

GMC-DF Twin Track Feedback £99.95

GMC-DS Twin Track Simulation £164.95

GMC-TS Three Track Simulation £174.95

GMC-Q Four Track £169.95

PANEL MOUNT CONTROLLERS

GMC-100 Single Track £34.95

GMC-100.O Single Track O Scale £44.95

GMC-100LGB Single Track G Scale £54.95

GMC-U Single Track Simulation £44.95

GMC-UF Single Track Feedback £39.95

GMC-UO Single Track Simulation O Scale £59.95

GMC-UD Twin Track £54.95

GMC-UDF Twin Track Feedback £59.95

GMC-UDS Twin Track Simulation £69.95

GMC-UTS Three Track Controller Sim. £79.95

GMC-UQ Four Track £84.95

HANDHELD CONTROLLERS

GMC-W Single Track £39.95

GMC-HH Single Track Feedback £39.95

GMC-WS Single Track Simulation £59.95

MAINS POWERED TRANSFORMERS

GMC-M1 Output 2 x 16v AC £49.95

GMC-M1DC Output 2 x 12v DC £54.95

GMC-M2 Output 1 x 18v AC (2.5a) £54.95

GMC-M3 Output 1 x 24v AC (1.25a) £54.95

GMC-M4 Output 2 x 12v AC (1.25a) £54.95

WALL MOUNTED TRANSFORMERS

GMC-WM1 Output 1 x 16v AC or 12v DC £19.95

GMC-WM2 Output 1 x 9v DC (0.6a) £14.95

OPEN TRANSFORMERS

GMC-T1 Output 2 x 16v AC (1a) £24.95

GMC-T2 Output 1 x 18v AC (2.5a) £24.95

GMC-T3 Output 1 x 24v AC (1.25a) £24.95

GMC-T4 Output 2 x 12v AC (1a) £24.95

MODULES

GMC-SS1 Super Shuttle Unit £34.95

GMC-SS1LGB Super Shuttle Unit G Scale £44.95

POINT CONTROL

POINT CONTROL STARTER SET

GMC-PCSET Point Control Starter Set £49.95

MAINS POWERED POINT CONTROL SYSTEM

GMC-PCU1 Point Control Unit £114.95

GMC-PCU2 Slave Unit for PCU1 £52.95

CAPACITOR DISCHARGE UNITS

GMC-CDU Capacitor Discharge Unit £13.95

GMC-MCDU Mains Powered CDU £24.95

POINT MOTORS

GMC-PM1 Motor with Built-In Switch £5.35

GMC-PM2 Motor No Switch £4.95

GMC-PM4 Motor Latching Mechanism £6.25

UNCOUPLERS

GMC-EM1 N Electro Magnetic Uncoupler £8.95

GMC-EM2 Coupling Adaptor Fret (20) £4.95

GMC-TLU OO Tension Lock Uncoupler £10.95

TRACK

ELECTRONIC HIGH FREQUENCY TRACK CLEANERS FOR DC (ANALOGUE) USE ONLY

GMC-HF1 Single Track Unit £39.95

GMC-HF2 Double Track Unit £49.95

AXLE-HUNG TRACK CLEANING PADS

GM37 OO/HO Track Cleaning Pads (3) £5.50

GM39 N Track Cleaning Pads (3) £5.50

TRACK TESTER

GM52 Multi Scale Track Tester £4.95

OO SCALE FLEXIBLE TRACK

GM90 900mm N/Silver Flexible Track (100) £295

GM93 900mm N/Silver Bk Flexi Track (24) £79.95

GM94 900mm N/Silver Bm Flexi Track (24) £79.95

GM97 900mm N/Silver Bm Flexi Track (100) £295

GM19 Code 100 (OO) Rail Joiners (24) £2.45

OO SCALE TRACK ACCESSORIES

GM45 OO/HO Re-Railer £5.35

GM54 OO Buffer Stop £1.85

BPGM54 OO Buffer Stop (5 Pack) £8.35

GM13 Pair of Leads (Joiners/Bare Wire) £4.95

GM66 Hornby Type Track Pins 10mm £2.60

GM67 Extra Long Track Pins 15mm £2.60

N SCALE FLEXIBLE TRACK

GM18 Code 80 (N) Rail Joiners (24) £2.35

N SCALE TRACK ACCESSORIES

GM46 N Re-Railer £2.95

GM53 N Scale Buffer Stop £4.50

BPGM53 N Scale Buffer Stop (Pack of 5) £19.95

GM57 N Lit Buffer Stop on Track £9.25

GM58 N Buffer Stop Lights (Pack of 2) £9.95

GM17 Pair of Leads (N Joiner/Bare Wire) £4.95

OO GREY BALLASTED UNDERLAY SYSTEM

GM114 OO/HO Granite Ballast (500g) £3.55

GM117 OO/HO Granite Ballast (200g) £2.35

GM200 Flexible Ballasted Underlay (5m) £22.95

GM204 Point & Crossing Ballasting Kit £7.95

OO BROWN BALLASTED UNDERLAY SYSTEM

GM111 OO/HO Brown Ballast (500g) £3.55

GM210 Flexible Ballasted Underlay (5m) £22.95

GM214 Point & Crossing Ballasting Kit £7.95

N GREY BALLASTED UNDERLAY SYSTEM

GM115 N Granite Ballast (500g) £3.55

GM118 N Granite Ballast (200g) £2.35

GM201 N Flexible Ballasted Underlay (5m) £22.95

GM205 N Point & Crossing Ballasting Kit £7.95

N BROWN BALLASTED UNDERLAY SYSTEM

GM113 N Brown Ballast (500g) £3.55

GM211 N Flexible Ballasted Underlay (5m) £22.95

GM215 Point & Crossing Ballasting Kit £7.95

OO SCALE CORK TRACKBED SYSTEM

GM251 3mm Cork Trackbed 4.5 x 50cm (6) £8.95

GM252 3mm Cork Plates 15 x 50cm (2) £4.50

GM240 For RH Sectional Points (2) £3.95

GM241 For LH Sectional Points (2) £3.95

GM244 For RH Sectional Curved Points (2) £3.95

GM245 For LH Sectional Curved Points (2) £3.95

GM247 For Y Sectional Points (2) £3.95

N SCALE CORK TRACKBED SYSTEM

GM231 2mm Cork Trackbed 2.8 x 50cm (6) £8.95

GM232 2mm Cork Plates 15 x 50cm (2) £4.50

GM225 For RH Sectional Points (2) £3.95

GM226 For LH Sectional Points (2) £3.95

SCENICS

STARTER PACK

GM194 Scenic Starter Pack £24.95

GENERAL SCENIC MODELLING PRODUCTS

GM100 Mod Roc (2.75m) £4.50

GM119 Fine Plaster of Paris (1kg) £4.50

GM130 1/16 Cork Sheet 3 x 2' (60 x 90cm) £4.50

GM131 1/8 Cork Sheet 3 x 2' (60 x 90cm) £10.50

GM167 Balsa Bundle 50 x 76 x 229mm £1.95

GM168 Balsa Bundle 75 x 150 x 450mm £9.95

GRASS & GRAVEL MATS

GM20 Spring Grass Mat 100cm x 75cm £7.95

GM21 Summer Grass Mat 100cm x 75cm £7.95

GM22 Autumn Grass Mat 100cm x 75cm £7.95

GM23 Gravel Mat 100cm x 75cm £5.95

GM38 Spring Grass Mat 240cm x 120cm £29.95

MEADOW MATS

GM140 Meadow Mat - Spring 6mm Grass £8.95

GM141 Meadow Mat - Meadow 6mm Grass £8.95

GM142 Meadow Mat - Spring 12mm Grass £11.95

GM143 Meadow Mat-Meadow 12mm Grass £11.95

GM147 Meadow Mat - Beige 6mm Grass £8.95

GM148 Meadow Mat - Beige 12mm Grass £11.95

STATIC GRASS SYSTEM

GM196 Static Grass Starter Set £9.95

GM193 Puffer Bottle £4.75

GM169 Static Grass Glue (250ml) £6.95

GM170 Spring Grass Flock (30g) £3.15

GM171 Summer Grass Flock (30g) £3.15

GM172 Moorland Grass Flock (30g) £3.15

GM173 Meadow Grass Flock (30g) £3.15

GM174 Woodland Floor Grass Flock (30g) £3.25

BUDGET SCATTERS

GM101 Meadow Scatter (50g) £1.85

GM102 Mid Green Scatter (50g) £1.85

GM103 Dark Green Scatter (50g) £1.85

GM105 Spring Green Scatter (50g) £1.85

GM108 Earth Brown Scatter (50g) £1.85

GM109 Black Scatter (50g) £1.85

GM110 Red/Brown Scatter (50g) £1.85

GM112 Imitation Coal (50g) £2.35

GM116 Grey Tarmac Scatter (50g) £1.85

LICHENS & HEDGES

GM160 Light Green Hedges (1m) £6.95

GM161 Dark Green Hedges (1m) £6.95

GM164 Light Green Lichen (80g) £4.75

GM165 Dark Green Lichen (80g) £4.75

GM166 Assorted Lichen (80g) £4.75

FOLIAGE

GM150 Fine Light Green Foliage (30g) £3.15

GM151 Fine Dark Green Foliage (30g) £3.15

GM152 Fine Mid Green Foliage (30g) £3.15

GM153 Fine Light Brown Foliage (30g) £3.15

GM154 Fine Brown Foliage (30g) £3.15

STANDARD TREES

GM180 Plum Trees (3) £6.95

GM181 Plum Trees in Blossom (3) £6.95

GM182 Fruit Trees (3) £6.95

GM183 Apple Trees (3) £6.95

GM184 Birch Trees (3) £6.95

GM185 Weeping Willow Trees (3) £6.95

GM186 Poplar Trees (3) £6.95

GM187 Pine Trees (3) £8.50

GM188 Beech Trees (2) £7.50

VALUE TREE ASSORTMENTS

GM127 N Scale Tree Assortment (10) TBA

GM128 OO Scale Spring Trees (10) £10.95

GM129 OO Scale Summer Trees (10) £10.95

BULK TREES

GM120 Deciduous Trees (25) £19.95

GM121 Mixed Trees (25) £19.95

GM122 Fir Trees (25) £19.95

GM123 Small Fir Trees (50) £29.95

GM124 Deciduous Trees (25) £19.95

GM125 Spruce Trees (25) £19.95

MAKE YOUR OWN TREES

GM195 Seafoam for Tree Making £19.95

GM156 Light Green Scenic Leaves (50g) £3.65

GM157 Mid Green Scenic Leaves (50g) £3.65

GM158 Dark Green Scenic Leaves (50g) £3.65

FLOWERS

GM139 Flowerbeds £11.95

GM175 OO/HO Garden Flowers £9.25

GM176 OO/HO Water Plants £9.25

GM177 OO/HO Garden Plants £9.25

GM178 OO/HO Wild Flowers £9.25

GRASS TUFTS

GM136 Spring Grass Tufts £10.95

GM137 Summer Grass Tufts £10.95

GM138 Flowering Grass Tufts £11.95

BRICKWORK

GM30 Plain Stone Wall Grey £9.25

GM31 Grey Stone Wall & Buttresses £9.25

GM32 Grey Stone Wall & Arches £9.25

GM197 Stone Tunnel Wall £17.95

GM198 Single Tunnel Mouth & Walls £14.95

GM199 Double Tunnel Mouth & Walls £19.95

BACKSCENES

GM701 Large Valley Backscene £7.95

GM702 Large Countryside Backscene £7.95

GM703 Large Open Field Backscene £7.95

GM704 Large Village Backscene £7.95

GM705 Large Cloudy Sky Backscene £7.95

GM706 Large Industrial Backscene £7.95

GM707 Large Housebacks Backscene £7.95

GM708 Large Pretty UK Town Backscene £7.95

GM751 Small Valley Backscene £4.95

GM752 Small Countryside Backscene £4.95

GM753 Small Open Field Backscene £4.95

GM754 Small Village Backscene £4.95

GM755 Small Cloudy Sky Backscene £4.95

GM756 Small Industrial Backscene £4.95

GM757 Small Housebacks Backscene £4.95

GM758 Small Pretty UK Town Backscene £4.95

HIGHWAYS

OO SCALE WIDE ROAD SYSTEM

GM370 80mm Wide Tarmac Road (1m) £6.95

GM371 80mm Wide Universal Curves (2) £6.95

OO SCALE NARROW ROAD SYSTEM

GM375 60mm Wide Tarmac Road (1m) £6.95

GM376 60mm Wide Universal Curves (2) £6.95

OO/HO SCALE VEHICLE LIGHTING KITS

GM385 Standard Vehicle Kit £12.95

GM386 Emergency Vehicles Kit (Blues) £14.95

GM387 Service Vehicles Kit (Orange) £14.95

N SCALE ROAD SYSTEM

GM390 40mm Wide Tarmac Road (1m) £6.95

GM391 40mm Wide Universal Curves (2) £6.95

STRUCTURES

OO SCALE FENCING

GM145 Country Fencing 290mm Length £6.95

GM146 Garden Fencing 290mm Length £6.95

OO SCALE LASER CUT KITS

GM451 Wooden Fencing 300mm Length £5.00

GM452 Lattice Fencing 300mm Length £5.00

TENS OF THOUSANDS OF ITEMS ARE IN STOCK NOW. E & OE.
WE CAN DELIVER POST FREE TO MOST UK ADDRESSES



STRUCTURES

OO SCALE LASER CUT KITS (Ctd.)



GM453 Garden Shed Kit £6.00

OO SCALE "FORDHAMPTON" PLASTIC KITS

Fordhampton is a bustling market town on a busy mainline running through the rolling South Downs. With both local and express services steaming through, Fordhampton Station serves all kinds of trains from commuters travelling to and from London as well as excursions to the seaside at Brighton! Wherever you are going the station master will be happy to help you get to your destination.



GM401 Fordhampton Station £25.50



GM402 Fordhampton Signal Box £10.50



GM403 Fordhampton Footbridge £17.50



GM404 Fordhampton Level Crossing £11.50




GM405 Fordhampton 60s Estate House £15.95



GM406 Fordhampton Locomotive Shed £19.95



GM407 Fordhampton Carriage Platforms £9.95



GM408 Fordhampton Village Store or Pub £17.95

Look out for more additions to Fordhampton as and when planning permission is granted!



KESTREL DESIGNS

N GAUGE PLASTIC KITS

GMKD01 House	£4.25
GMKD02 Shop	£4.25
GMKD03 Bungalow	£3.50
GMKD04 Church with Porch	£5.75
GMKD05 House/Shop Unit with Glazing	£6.50
GMKD06 Two Shop Unit with Glazing	£6.50
GMKD07 Four House Unit	£8.50
GMKD08 Country Station	£5.25
GMKD09 Station Buildings	£8.00
GMKD10 Island Platform with Flat Canopy	£8.00
GMKD11 Flat Canopy	£5.75
GMKD12 Small Signal Box	£6.25
GMKD13B Farm Rail Fencing Brown	£3.00
GMKD13W Farm Rail Fencing White	£3.00
GMKD14 Telegraph Poles	£3.00
GMKD15 Windows Doors & Gutters	£4.25
GMKD16 Platforms (2)	£2.75
GMKD17 Platform Ramps (2)	£2.25
GMKD18 Station Yard Huts	£3.25
GMKD19 Weighbridge & Office	£4.25
GMKD20 Coal Office	£3.25
GMKD21 Level Crossing/Keepers Cottage	£5.75
GMKD22 Four Greenhouses	£3.00
GMKD23 Two Domestic Garages	£3.00
GMKD24 Water Tower	£3.75
GMKD25 Corner Shop	£4.50
GMKD26 Corner Pub	£4.50
GMKD27 Three Storey Townhouse	£5.75
GMKD28 Three Storey Town Shop	£5.75
GMKD29 Modern Station	£7.75
GMKD30 Modern Station Waiting Room	£5.50
GMKD31 Station Masters House	£6.25
GMKD32 Pair Pre War Semi Det. Houses	£6.25
GMKD33 Boilerhouse & Chimney	£3.75
GMKD34 Stable Block	£3.50
GMKD35 Cow Shed	£5.75
GMKD36 Barn	£7.25
GMKD37 Farm House	£7.25



GMKD38 Steel Footbridge	£7.25
GMKD39 Modern Industrial Unit	£5.75
GMKD40 Modern Fire Station	£7.00
GMKD41 Platforms Wide (2)	£3.25
GMKD42 Platform Ramps Wide (2)	£2.75
GMKD43 Goods Shed	£7.50
GMKD1000 Town Station	£16.95
GMKD1001 Old Factory with Chimney	£19.95

N GAUGE LASER CUT KITS

The same as the ultra detailed OO equivalents (GM451/GM452/GM453) - pack sizes vary from the 4mm versions though

GMKD51 Wooden Fencing	£5.00
GMKD52 Lattice Fencing	£5.00
GMKD53 Garden Sheds (2)	£5.00

N GAUGE VALUE KIT SETS

GMKD2000 Station Set	£14.95
GMKD2001 Town Set	£12.95
GMKD2002 Suburban Set	£14.95
GMKD2003 Farm Set	£16.95



TOOLS

MODEL RAILWAY MAINTENANCE



GM50 OO/HO Locomotive Wheel Cleaner	£39.95
GM47 N Gauge Wheel Cleaner	£34.95
GM51 Spare Pads for GM50	£17.95
GM49 Spare Pads for GM47	£17.95
GM59 N Scale Wheel Cleaner	£15.95



GM60 OO Scale Wheel Cleaner	£19.95
GM619 Precision Lubricator	£4.75
GM667 Superfine Oil Pen w/Teflon Particles	£5.75
GM668 Electrical Contact Oil Pen	£9.75

GENERAL MODELLING TOOLS

GM08 Modelstrip (115ml)	£6.95
GM26 Track Rubber	£3.15
GM27 Jumbo Track Rubber	£5.75
GM600 A2 Cutting Mat	£14.95
GM601 A3 Cutting Mat	£9.95
GM602 A4 Cutting Mat	£4.95
GM603 A5 Cutting Mat	£2.95
GM604 Round Nose Pliers	£6.75
GM605 Flat Nose Pliers	£6.75
GM606 Side Cutters	£6.75
GM607 Half Round Pliers	£6.75
GM608 Bent Nose Pliers	£6.75
GM609 S/Steel Tweezers (4)	£7.95
GM610 Double Ended Pin Vice	£5.75
GM611 Sawset 1 w/ Scalpel Handle	£9.75
GM613 Trim-away Knife	£3.50
GM614 S/S Scalpel & Blades	£4.95
GM615 Plastic Scalpel & Blades	£5.95
GM616 Cutting Knife & 5 Blades	£5.95
GM617 Pick Up Tool	£9.95
GM618 Magnifier Tweezers	£9.95
GM621 Locking forceps Curved	£6.75
GM624 Swivel Top Pin Vice	£6.50
GM625 Curved Tweezer R/Action	£3.95
GM626 Straight Tweezer R/Action	£3.95
GM627 Blunt End Tweezer R/Action	£3.95
GM629 Cutting Discs (10)	£4.75
GM630 Screw Top Mandrels (3)	£4.25
GM631 Slitting Discs (10) & Mandrel	£6.75
GM632 Budget Needle File Set	£4.75
GM633 Glass Fibre Pencil 4mm	£4.75
GM634 4mm G/Fibre Refills (10)	£7.50
GM635 2mm Glass Fibre Pencil	£9.50
GM636 2mm G/Fibre Refills (5)	£6.50
GM638 Cutting Broaches 0.6-2.0	£15.50
GM640 Archimedian Drill Stock	£15.50
GM641 HSS Jbbers Drills 0.5 (5)	£3.95
GM642 HSS Jbbers Drills 0.8 (5)	£3.95
GM643 HSS Jbbers Drills 1.0 (5)	£3.95
GM644 HSS Jbbers Drills 1.2 (5)	£3.95
GM645 HSS Jbbers Drills 1.5 (5)	£3.95
GM646 HSS Jbbers Drills 1.8 (5)	£3.95
GM647 HSS Jbbers Drills 2.0 (5)	£3.95
GM648 Microbox Drills 0.3-1.6	£10.95
GM649 Microbox HSS Twist Drill Bits 61-80	£10.95
GM650 HSS Jbbers Drills 0.3 (5)	£3.95
GM651 HSS Jbbers Drills 0.4 (5)	£3.95
GM652 HSS Jbbers Drills 0.6 (5)	£3.95
GM653 HSS Jbbers Drills 0.7 (5)	£3.95
GM654 HSS Jbbers Drills 0.9 (5)	£3.95
GM655 Spare Blades for GM614	£2.50
GM656 Spare Blades for GM616	£2.50
GM660 Pick n Place Twin Pack	£7.75
GM664 Economy Sprue/Plastic Cutter	£4.50
GM666 Clip On Magnifying Eye Glass	£6.50
GM669 Pin Pusher with Depth Stop	£9.95
GM670 Deluxe Paintbrush Set	£9.95



GM683 Soft Grip Knife Set with Blades	£6.95
GM684 Spare Blades for GM683	£1.50
GM693 Value Model Railway Drill	£9.95
GM694 Mains Powered Value Drill	£16.95
GM695 Model Railway Screwdriver Set	£4.95
GM696 Masking Tape 6mm x 18m (2)	£2.25
GM697 Masking Tape 10mm x 18m (2)	£2.95
GM698 Masking Tape 18mm x 18m (1)	£2.75

RAZOR SAWS

GM672 Razor Saw Superfine	£10.95
GM673 3 in 1 Saw Set	£13.95
GM674 Razor Saw Fine	£10.95
GM675 Razor Saw Medium	£10.95
GM676 Aluminum Mitre Box	£14.95
GM677 Fine Woodcraft Saw	£10.95
GM678 Flush Cutting Saw	£14.95
GM679 Universal Razor Saw	£11.95

SOLDERING IRONS & BITS

GM680 15W 230V Soldering Iron	£14.95
GM681 25W 230V Soldering Iron	£16.95
GM682 40W 230V Soldering Iron	£18.95
GM685 15W No.6 Tip	£3.50
GM686 15W No.8 Tip	£3.50
GM687 25W No.6 Tip	£3.75
GM688 25W No.7 Tip	£3.75
GM689 25W No.8 Tip	£3.75
GM690 40W No.6 Tip	£3.75
GM691 40W No.7 Tip	£3.75
GM692 40W No.8 Tip	£3.75

SOLDERING ACCESSORIES

GM01 Low Melt Solder 70 degrees (20g)	£4.25
GM02 Solder 180 degrees (20g)	£3.95
GM03 White Metal Flux	£5.95
GM04 Brass Flux	£5.95
GM05 Non Acid Safety Flux	£6.25
GM06 Solder Wire 145 Degrees	£4.85



ELECTRICS

SWITCHES

GM501 Slide Switch DPDT	£1.65
GM502 Slide Switch DPDT (C/off)	£1.65
GM503 Toggle Switch SPST	£2.30
GM504 Toggle Switch DPDT	£2.60
GM505 Mini-Toggle DPDT (C/off)	£3.10

GM506 Mini-Toggle DPDT

GM507 Mini-Toggle SPST	£2.70
GM508 Mini-Toggle SPDT	£2.40
GM509 Mini-Toggle SPDT (C/off)	£2.40
GM510 Mini-Toggle for Point Motors	£2.65
GM511 Mini-Toggle for G Point Motors	£3.60
GM512 Push to Break Black (5)	£5.95
GM513 Push to Make Black (5)	£2.75
GM514 Push to Make Blue (5)	£2.75
GM515 Push to Make Green (5)	£2.75
GM516 Push to Make Red (5)	£2.75
GM517 Push to Make White (5)	£2.75
GM518 Push to Make Yellow (5)	£2.75
GM519 Rotary Switch 1 Pole 12 Way	£2.75
GM520 Rotary Switch 2 Pole 6 Way	£3.70
GM521 Rotary Switch 3 Pole 4 Way	£3.70
GM522 Rotary Switch 4 Pole 3 Way	£3.70
BPGM501 Slide Switch DPDT (25)	£12.95
BPGM502 Slide Switch DPDT (C/off) (25)	£12.95
BPGM503 Toggle Switch SPST (25)	£34.95
BPGM504 Toggle Switch DPDT (25)	£42.95
BPGM505 Mini-Toggle DPDT (C/off) (25)	£44.95
BPGM506 Mini-Toggle DPDT (25)	£42.95
BPGM507 Mini-Toggle SPST (25)	£34.95
BPGM508 Mini-Toggle SPDT (25)	£34.95
BPGM509 Mini-Toggle SPDT (C/off) (25)	£39.95
BPGM510 Mini-Toggle for Point Motors (25)	£44.95
BPGM513 Push to Make Black (25)	£9.95
BPGM514 Push to Make Blue (25)	£9.95
BPGM515 Push to Make Green (25)	£9.95
BPGM516 Push to Make Red (25)	£9.95
BPGM517 Push to Make White (25)	£9.95
BPGM518 Push to Make Yellow (25)	£9.95

WIRE

GM10 Wire Red/Black/Green (10m of each)	£5.95
GM11BK Wire Black 7 x 0.2mm (10m)	£2.15
GM11BL Wire Blue 7 x 0.2mm (10m)	£2.15
GM11BN Wire Brown 7 x 0.2mm (10m)	£2.15
GM11GN Wire Green 7 x 0.2mm (10m)	£2.15
GM11GR Wire Grey 7 x 0.2mm (10m)	£2.15
GM11O Wire Orange 7 x 0.2mm (10m)	£2.15
GM11P Wire Pink 7 x 0.2mm (10m)	£2.15
GM11R Wire Red 7 x 0.2mm (10m)	£2.15
GM11W Wire White 7 x 0.2mm (10m)	£2.15
GM11Y Wire Yellow 7 x 0.2mm (10m)	£2.15
BPGM11BK Black Wire 7 x 0.2mm (100m)	£7.95
BPGM11BL Blue Wire 7 x 0.2mm (100m)	£7.95
BPGM11BN Brown Wire 7 x 0.2mm (100m)	£7.95
BPGM11GN Green Wire 7 x 0.2mm (100m)	£7.95
BPGM11GR Grey Wire 7 x 0.2mm (100m)	£7.95
BPGM11O Orange Wire 7 x 0.2mm (100m)	£7.95
BPGM11P Pink Wire 7 x 0.2mm (100m)	£7.95
BPGM11R Red Wire 7 x 0.2mm (100m)	£7.95
BPGM11W White Wire 7 x 0.2mm (100m)	£7.95
BPGM11Y Yellow Wire 7 x 0.2mm (100m)	£7.95

GENERAL ELECTRICAL ACCESSORIES

GM12 Pair Connecting Leads (Pin/Bare Wire)	£4.55
GM14 Crimped Pin Terminals (6)	£2.95
GM15 Ring Terminals (6)	£1.95
GM16 Pair Connecting Leads (Pin/Pin)	£4.95
GM28 Crocodile Clips Red/Black Pair	£1.65
GM29 Knob for Rotary Switches & Pots	£2.75
GM40 1.5a Rectifier	£4.95
GM41 Thermal Cut-Out 1 Amp	£3.95
GM42 Thermal Cut-Out 2.5 Amp	£3.95
GM75 PS6 6-Way Dim Plug/Socket	£2.95
GM77 12-Way Poly Terminal Block	£1.95
GM89 Pack of 5 Amp Fuses (5)	£2.65

LIGHTING

GM61 Micro LED White (4)	£7.95
GM62 Micro LED Red (4)	£7.95
GM63 Micro LED Blue (4)	£7.95
GM64 Micro LED Orange (4)	£7.95
GM69 Grain of Wheat Bulb 12v Yellow (5)	£3.95
GM70 Grain of Wheat Bulb 12v Red (5)	£3.95
GM71 Grain of Wheat Bulb 12v Clear (5)	£3.95
GM72 Grain of Wheat Bulb 12v Green (5)	£3.95
GM73 Grain of Wheat Bulb 12v Green (5)	£3.95
BPGM69 GOW 12v Yellow (100)	£49.95
BPGM70 GOW Bulb 12v Red (100)	£49.95
BPGM71 GOW Bulb 12v Clear (100)	£39.95
BPGM72 GOW Bulb 12v Green (100)	£49.95
BPGM73 GOW Bulb 12v Orange (100)	£49.95
GM80 LED Green 3mm 12v (5)	£2.25
GM81 LED Red 3mm 12v (5)	£2.25
GM82 LED Yellow 3mm 12v (5)	£2.25
GM83 LED Green 5mm 12v (5)	£1.95
GM84 LED Red 5mm 12v (5)	£1.95
GM85 LED Yellow 5mm 12v (5)	£1.95
GM76 Resistor 1K Ohm for LEDs (10)	£1.60

MAGNETS

GM86 Small Magnets (10)	£5.50
GM87 Medium Magnets (10)	£5.75
GM88 Large Magnets (10)	£6.00
GM98 3v Bulbs (10) & Capacitors (5)	£5.95
GM99 Pack of Reeds & 5 Magnets	£13.95

UNIVERSAL RELAY SWITCH

GM500 Universal Relay Switch (Single)	£5.25
BPGM500 Universal Relay Switch (3)	£13.95



GM353

CATALOGUE
128 Page Full
Colour
Catalogue

£3.95

GAUEMASTER Limited Edition News

dapol N SCALE



DAGM220 Cl66 DB Schenker - £89.95
66 001 IN STOCK (LAST FEW)



DAGM231 IC Executive Pristine £69.95
73 142 Broadlands - ETA Jan 2016



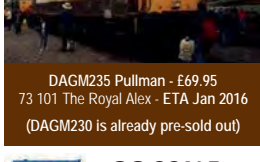
DAGM232 First GBRF - £69.95
73 141 Charlotte - ETA Jan 2016



DAGM233 South West Trains - £69.95
73 235 - ETA Jan 2016



DAGM234 Southern Livery - £69.95
73 202 - ETA Jan 2016



DAGM235 Pullman - £69.95
73 101 The Royal Alex - ETA Jan 2016
(DAGM230 is already pre-sold out)



Pullman Class 73 101 - £139.95
DAGM100 The Royal Alex
DAGM101 Brighton Evening Argus
300pcs of each only - ETA Nov 2015



GM354

2015 NEW
ITEMS
BROCHURE

28 Pages. Free from
your local dealer or
direct from us.

RANGES STOCKED

Airfix
Antex
Atlas
Bachmann
Berko
Busch
Capital Transport
Carrera
Cartrix
Classix
Dapol
DCCconcepts
Deluxe Materials
DM Toys
Dornaplas
EFE
Faller
Fleischmann
FlySlot
Gaugemaster
Graham Farish
Harburn Hamlet
Heljan
HMRS Transfers
Hobbytrain
Hornby
Humbrol
Ian Allen
Jagerndorfer
Kadee
Kato
Kestrel Designs
Kibri
Knightwing
LGB
Lifelike
Lightcraft
Marklin
Mehano
Metcalfe
Middleton Press
MiNiS
Minitrains
Modelcraft
Model Scene
MRC
Ninco
Noco
NSR
Oxford Diecast
Oxford Rail
Parkside Dundas
Peco
Piko
Plastruct
Pola
Preisner
Racer
Railmatch
Ratio
Revell
Roco
Rokuhan
Rotacraft
Scalextric
Scenix
Seep
Seuthe
Sideways
Slaters
Slot It
Slotwings
Spraycraft
Springside
SRC
Superquick
Tiny Signs
Tracksetta
Train Tech
TrainSave
Trumpeter
Trix
Viessmann
Vollmer
Vulcan Slot
W & T
Walthers
Wiking
Wills
Xuron

Card modelling: A hobby in itself from Metcalfe...

If you have never tried card modelling, you will be surprised at how technical it is. Metcalfe prides itself on creating models which are a pleasurable challenge to build. Each kit, once complete, is sturdy and realistic. With detailed step-by-step instructions, you'll find it easy to

construct each kit with precision. Once you start, you are sure to become hooked.

Shown below is the inside of the PO238 Wayside Station kit with the many layers and inner components that make our kit one of the sturdiest on the market.

See the full range from
METCALFE
READY CUT CARD KITS

at

www.metcalfemodels.com

RAILWAY

00/HO Wayside Station

Code PO238 - £16.99
Contains laser cut detailing



RAILWAY

00/HO Country Station

Code PO237 - £13.75
Detailed brick kit includes platform shelter for opposite platform (not shown)



RAILWAY

00/HO Goods Shed

Code PO232 - £13.99
Detailed brick kit includes small weighbridge office



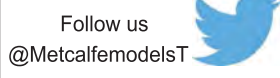
RAILWAY

00/HO Tapered Retaining Wall (stone)

Code PO249 - £12.99

00/HO Railway Bridge (stone)

Code PO247 - £13.99



Also available in Red Brick
Bridge: PO246 £13.99
Tapered Wall: PO248 £12.99

RAILWAY

00/HO GWR Signal Box

Code PO230 - £14.99
An intricate GWR signal box, which can be built as red brick or stone.



Mail Orders:
Metcalfe Models & Toys
 Bell Busk, Skipton.
 BD23 4DU
 T: 01729 830072
Postage (UK ONLY)
 Up to £19.99 - £2.50
 Therafter £4.50
 Phone or write for free brochure

METCALFE

READY CUT CARD KITS

New from Metcalfe in N Scale...

S

Metcalfe Ultra-fine Glue Applicators

Code MT907 - £3.50
 Pack of three bottles. For precise and controlled flow of liquid glue.



INDUSTRIAL

N Warehouse

Code PN182 - £10.99
 Designed to stand alongside PN183 Small Factory (as below) and the soon to be released Boiler House and Factory Entranc.



Can be built as half-relief or stand alone (as shown)

Soon to be released: PN184 Boiler House & Factory Entrance

INDUSTRIAL

N Small Factory

Code PN183 - £10.99
 Two buildings both with loading bays - ideal for running next to a siding. Designed to stand alongside the NEW PN182 Warehouse Kit.



RAILWAY

N Retaining Wall

Stone Code PN144 - £8.99
 Red Brick Code PN145 - £8.99



TOWN & COUNTRY

N Scale Low Relief Terraced House Fronts and Backs

Designed for use as backdrop where space is limited or fronts and back can be matched to make stand-alone
 Brick Fronts PN174 - £7.25 Brick Backs PN176 - £7.99
 Stone Fronts PN175 - £7.25 Stone Backs PN177 - £7.99



MIDI KIT

N Wooden Pavillion

Code PN821 £5.50
 No village green should be without one!



See the full range from
METCALFE at
 READY CUT CARD KITS

www.metcalfemodels.com

BR Hawksworth Auto Trailer

Pre-order for £58.61



39-575 Auto Trailer in Crimson & Cream
39-576 Auto Trailer in Maroon
39-577 Auto Trailer in Crimson
Patriot Class 4-6-0
Pre-order for £131.70



31-204 5530 "Sir Frank Ree" in LMS crimson
Class A2 4-6-2
Pre-order for £144.45



31-528A 60529 "Pearl Diver" in BR lined green with late crest
31-531 60536 "Trimbrush" in BR lined green with early emblem

Class O4 Robinson 2-8-0

Pre-order for £131.50



31-003A 6184 in LNER Black
31-004A 63762 in BR Black with early emblem



Pre-order at www.ehattons.com/bachmann2015

Class 3F Fowler Jinty 0-6-0 tank



32-227B 3741 in LMS black £72.21
32-235 47673 in BR black with late crest - weathered £80.71

Class 08 Diesel Shunter



Pre-order from £76.46
32-115B 08818 in BR blue with wasp stripes - weathered
32-119 08907 in DB Schenker red
32-120 13287 in BR plain green early emblem

Class 47 Diesel



31-659 47001 in BR blue - weathered £110.46
31-659DS 47001 in BR blue pristine - DCC sound £203.95

Class 90 Electric

Pre-order for £119.00



32-610 90023 in Intercity Swallow with 21-pin socket
32-611 90037 in Railfreight Distribution with 21-pin socket
32-612 90042 in Freightliner Powerhaul with 21-pin socket

Class 25/3 Diesel

Pre-order for £93.46



32-408 25286 in BR blue with domino headcode

Class J72 0-6-0T

Pre-order for £75.00



31-060 8680 in LNER lined green
31-061 69001 in BR black with early emblem
31-062 69028 in BR black with late crest



www.ehattons.com/oxfordrailpreorders OXFORD

Adams Radial 4-4-2T - £88



OR76AR001 - Adams Radial 4-4-2T 30583 in BR late black
OR76AR002 - Adams Radial 4-4-2T 30584 in BR early black
OR76AR003 - Adams Radial 4-4-2T 488 in LSWR livery
(Image courtesy of Ben Brooksbank)

Why not try our DCC fitting service?
OR76AR001 / 002 / 003 - Fitted and
fully tested with a Hatton's decoder
for £110

Adams Radial due in to stock
between July - September 2015.

ICI Hopper Wagons

Hatton's are producing, in partnership with Oxford Rail,
the very sought after ICI Hopper Wagons.



Specifications:

RP25 wheel profile with 3 hole wheels
NEM coupling pockets and tension lock couplings
Diamond frame bogies (1940's)
Plate frame bogies (1950's onwards)
Ladders (where applicable)
Vacuum reservoirs, brake hoses and piping
Handbrake wheels
Raised ICI lettering (larger size)
Full rivet detail
Brake shoes in line with wheels
Pin point axles/axleboxes
Interior Hopper detail (doors etc)
Optional load for wagon (sold separately)
Etched metal ladders
Close couplings

7-Plank Wagons

RELEASED

OR76MW7001 - Fear Bros, Staines
OR76MW7002 - Learning Priors Gas
OR76MW7003 - E Welford & Son
OR76MW7004 - Weymouth & District Co-Op
OR76MW7005 - Coventry Collieries
OR76MW7006 - Arley Colliery



PRE-ORDERABLE

OR76MW7007 - F. Warren & Co. Ltd, London
OR76MW7008 - John Blindell's Black Vein Steam Coal
Collieries, Pontypool

ALL 7-PLANK WAGONS
£8.50 EACH

Now available to pre-order at
ehattons.com/ici

Tel: **0151 733 3655** info@ehattons.com

364-368 Smithdown Road, Liverpool, L15 5AN

Phones Open **Mon to Fri 7am to 8:30pm Sat 7am to 6pm Sun 9am to 5pm**

Shop Open **Mon to Sat 9am to 5pm Sun 10am to 4pm**

18,000+ items available on www.ehattons.com/brm



Pre-order at www.ehattons.com/bachmann2015

Class 6P Royal Scot 4-6-0
Pre-order for **£135.00**



31-285 6130 'The West Yorkshire Regiment' in LMS crimson
31-286 46163 'Civil Service Rifleman' in BR black
31-287 46151 'The Royal Horse Guardsman' BR green

Class V2 2-6-2
Pre-order for **£135.00**



31-566 3645 in LNER black
31-567 60881 in BR green with late crest

Class J39 0-6-0
Pre-order for **£80.00**



31-866 1803 in LNER Black
31-867 64792 in BR black with early emblem

Class K3 2-6-0
Pre-order for **£95.00**



32-279A 1304 in LNER lined black
32-281 61862 in BR lined black with early emblem
Class 94xx 0-6-0
Pre-order for **£85.00**



35-026 9402 in GWR Green
35-026 9487 in BR black with early emblem
35-027 9479 in BR black with late emblem
LNWR 0-6-2T Webb Coal Tank
Pre-order for **£101.96**



35-050 LNWR plain black livery
35-051 LMS black livery
35-052 BR black early emblem

Class 70 diesel
Pre-order from **£98.00**



31-590 70015 in Freightliner livery with air intake modifications **£152.95**
31-591 70805 in Colas livery with air duct boxes **£98.00**

Class 117 3-Car DMU
Pre-order for **£170.00**



35-500 Class 117 3 car suburban DMU in BR green with speed whiskers
35-501 Class 117 3 car suburban DMU in BR blue & grey
35-502 Class 117 3 car suburban DMU in Network SouthEast livery

Class 121 "Bubble Car" DMU
Pre-order for **£127.50**



35-525 Class 121 'Bubble Car' single car DMU in BR green with speed whiskers
35-526 Class 121 'Bubble Car' single car DMU in BR blue & grey
35-527 Class 121 'Bubble Car' single car DMU in Network SouthEast livery

Limited Edition J94s & Austeritys, Class 14xx & Kings from Hatton's, being produced by DJ Models

Class 14xx
Pre-order for **£99**



Pristine

H1401 48xx 4825 in GWR unlined green Great Western
H1404 58xx 5808 in GWR unlined green Shirtbutton
H1406 14xx 1420 in GWR unlined green G W R
H1408 58xx 5816 in BR lined black BRITISH RAILWAYS
H1409 14xx 1470 in BR lined black early emblem
H1410 58xx 5819 in BR unlined black early emblem
H1413 14xx 1444 in BR lined green early emblem
H1414 14xx 1450 BR lined green late crest
H1416 14xx 1409 BR unlined green late crest

Lightly Weathered

H1402 58xx 5814 in GWR unlined green Great Western
H1403 48xx 4871 in GWR unlined green Shirtbutton
H1405 48xx 4807 in GWR wartime black G W R
H1407 58xx 5802 in GWR unlined green G W R
H1411 58xx 5801 in BR unlined green G W R

Heavily Weathered

H1412 14xx 1474 in BR unlined black early emblem
H1415 14xx 1432 BR lined green late crest

www.ehattons.com/j94

Austeritys & J94 Limited Editions of 200
Pre-order for **£99**



Pristine

J9401 "Robert" in NCB Bold Colliery lined green
J9402 71515 in Mech Navvies maroon
J9407 4 in NCB Backworth Colliery lined black
J9408 98 "Royal Engineer" in Army green
J9410 15 in Wemyss Private Railway lined brown
Lightly Weathered
J9403 J94 68012 in BR black late crest
J9405 "Hurricane" in NCB Bickershaw Colliery lined green
J9409 7 in NCB Littleton Colliery lined blue

Very Heavily Weathered



J9404 1763 NCB Peckfield Colliery lined maroon with chevrons
J9406 8 in NCB Mountain Ash Colliery lined green

www.ehattons.com/14xx

Class 6000 King
Pre-order for **£169**



HK01 6000 "King George V" in GWR lined green with roundel
HK02 6019 "King Henry V" in GWR lined green with shield
HK03 6021 "King Richard II" in GWR lined green with shirtbutton
HK04 6029 "King Edward VIII" in GWR un-lined wartime green
HK05 6018 "King Henry VI" in GWR lined green
HK06 6025 "King Henry III" in BR ultramarine blue
HK07 6027 "King Richard I" in BR/GWR lined green
HK08 6028 "King George VI" in BR lined blue with early crest



HK09 6023 "King Edward II" in BR lined blue with early crest
HK10 6009 "King Charles II" in BR lined green with early crest
HK11 6017 "King Edward IV" in BR lined green with late crest
HK12 6026 "King John" in BR lined green with late crest
HK13 6005 "King George II" in BR lined green with late crest
HK14 6024 "King Edward I" in BR lined green with late crest
HK15 6000 "King George V" in BR lined green with early emblem

DCC Fitted versions also available for £179

HK01DCC - HK15DCC

www.ehattons.com/king

www.ehattons.com/preorder

Pre-orders accepted via credit or debit card only
Pre-order prices subject to manufacturer RRP.

Visit

www.ehattons.com/preorder

for all forthcoming releases

OO Gauge (1:76 Scale) Steam locos

NEW



R3279 Class 1000 County 4-6-0 1016 "County Of Hants" in BR green early crest - Railroad range (Hor) **NEW** £69.50



31-931 Class 1000 Midland Compound 4-4-0 1189 in LMS black (Bac) (list £139.95) **BARGAIN** ... £89



31-932DC Class 1000 Midland Compound 4-4-0 40934 in BR lined black early emblem. DCC On Board (Bac) (list £159.95) **BARGAIN** ... £89



31-933 Class 1000 Midland Compound 4-4-0 41157 in BR lined black late crest (Bac) (list £139.95) **BARGAIN** ... £89



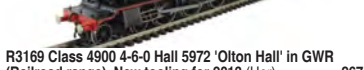
32-828A Class 2MT Ivatt 2-6-0 46526 BR lined green late crest - weathered (Bac) **BARGAIN** ... £110.46



31-127 Class 30xx 2-8-0 ROD 3023 in BR black early emblem (Bac) (list £129.95) **BARGAIN** ... £80



31-088 Class 32xx 4-4-0 Dukedog 9028 in BR black early emblem (Bac) **NEW** ... £118.96



31-628DC Class 3F 0-6-0 43620 in BR black late crest - weathered. DCC On Board (Bac) (list £119.95) **BARGAIN** ... £79



R3229 Class 4000 Star 4-6-0 4021 "British Monarch" BR green early crest (Hor) **BARGAIN** ... £125.10



R3169 Class 4900 4-6-0 Hall 5972 "Olton Hall" in GWR (Railroad range). New tooling for 2013 (Hor) ... £67



31-881 Class 4F 0-6-0 43875 in BR black early emblem and Johnson/Deeley tender (Bac) **BARGAIN** ... £84.96



R2881 Class 5 Black 5 5112 in LMS lined black (Railroad Range) (Hor) ... £86



31-168 Class 5 L&YR 2-4-2T 10713 in LMS crimson (Bac) **BARGAIN** ... £90.06



31-169 Class 5 L&YR 2-4-2T 50795 in BR lined black early emblem (Bac) **BARGAIN** ... £90.06

32-084 Class 56XX 0-6-2 6677 in GWR green (Bac) **BARGAIN** ... £76.46

31-188 Class 5XP Jubilee 4-6-0 45565 "Victoria" in BR lined green late crest - weathered (Bac) **BARGAIN** ... £127.46

31-783 Class 6959 Modified Hall 7904 "Fountains Hall" in BR black early emblem - weathered (Bac) **BARGAIN** ... £114.71

R3278 Class 6P Patriot 4-6-0 45518 "Bradshaw" in BR green early crest - Railroad range (Hor) **BARGAIN** ... £84.80



R3304 Class 700 Black Motor 0-6-0 30316 in BR black early crest - weathered (Hor) **BARGAIN** ... £101.84



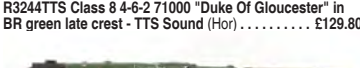
R3226 Class 72XX 2-8-2 7218 in BR black early crest (Hor) **BARGAIN** ... £120.50



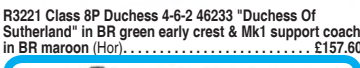
R3225 Class 72XX 2-8-2 7233 in Great Western green (Hor) **BARGAIN** ... £120.50



31-013 Class 7F 2-8-0 S&DJR 53808 in BR black late crest & Deeley tender (Bac) (list £134.95) **BARGAIN** ... £89



R3244TTS Class 8 4-6-2 71000 "Duke Of Gloucester" in BR green late crest - TTS Sound (Hor) **BARGAIN** ... £129.80



R3221 Class 8P Duchess 4-6-2 46233 "Duchess Of Sutherland" in BR green early crest & Mk1 support coach in BR maroon (Hor) **BARGAIN** ... £157.60



R3086 Class A1 "Flying Scotsman" in LNER Apple green. Upgraded to 3-pole motor flywheel (Railroad range) (Hor) (list £82.49) **BARGAIN** ... £55



R3284TTS Class A1 4-6-2 4472 "Flying Scotsman" in LNER green TTS Sound - Railroad range (Hor) **BARGAIN** ... £92.70



32-550B^ Class A1 4-6-2 60163 "Tornado" in BR lined Brunswick green (Bac) (list £159.95) **BARGAIN** ... £95



R3060 Class A1 4-6-2 60163 "Tornado" in British Railways Apple Green (Railroad Range) (Hor) **BARGAIN** ... £79



R3132 Class A3 4-6-2 2599 "Book Law" in LNER green (Hor) **BARGAIN** ... £141.80



31-146 Class D11/1 4-4-0 62663 "Prince Albert" BR black early emblem (Bac) **BARGAIN** ... £101.96



R3234 Class D16/3 "Claud Hamilton" 4-4-0 62530 in BR black early emblem (Hor) **NEW** ... £101.90



R3235 Class D16/3 "Claud Hamilton" 4-4-0 E2524 in early BRITISH RAILWAYS black (Hor) **NEW** ... £101.90



R3303 Class D16/3 4-4-0 62581 BR black early emblem - weathered (Hor) **NEW** ... £101.84

35-078 Class E4 Brighton tank 0-6-2 32500 in BR black late crest (Bac) (list £109.95) **BARGAIN** ... £80

35-077 Class E4 Brighton tank 0-6-2 32556 in BR black early emblem (Bac) (list £109.95) **BARGAIN** ... £80

35-076 Class E4 Brighton tank 0-6-2 473 in Southern green (as preserved) (Bac) (list £109.95) **BARGAIN** ... £80



35-075 Class E4 Brighton tank 0-6-2 579 in LB & SCR umber (Bac) (list £109.95) **BARGAIN** ... £80



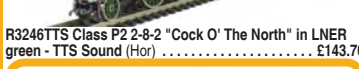
31-320DC Class J11 Robinson (GCR 9J) 64325 BR black late crest. DCC Fitted (Bac) **BARGAIN** ... £93.46



R3242 Class K1 2-6-0 62015 in BR early crest (Hor) **BARGAIN** ... £120.50



32-154A Class N 2-6-0 31404 in BR lined black late crest - weathered (Bac) (list £134.95) **BARGAIN** ... £79



R3227 Class O1 2-8-0 63663 in BR black late crest (Hor) **BARGAIN** ... £121.60



R3246TTS Class P2 2-8-2 "Cock O' The North" in LNER green - TTS Sound (Hor) **BARGAIN** ... £143.70



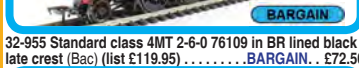
R3238 Class S15 4-6-0 30843 in BR black early emblem (Hor) **NEW** ... £124.99



R3208 Class V Schools 4-4-0 30915 "Brighton" in BR black early emblem & tender (Hor) (list £139.99) **BARGAIN** ... £105



R3297X RailRoad LMS 0-6-0T "16440" Jinty Class 3F - DCC Fitted (Hor) **BARGAIN** ... £44.99



31-980 Standard Class 3MT tank 82020 BR green late crest - weathered (Bac) **BARGAIN** ... £110.46



32-954 Standard class 4MT 2-6-0 76058 in BR lined black early emblem (Bac) (list £119.95) **BARGAIN** ... £74



32-955 Standard class 4MT 2-6-0 76109 in BR lined black late crest (Bac) (list £119.95) **BARGAIN** ... £72.50



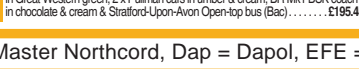
32-508 Standard Class 5MT 73049 in BR lined green late crest & BR1 tender (Bac) (list £129.95) **BARGAIN** ... £82



32-509 Standard class 5MT 73109 in BR lined black early emblem and BR1B tender (Bac) (list £129.95) **BARGAIN** ... £89



32-260DC WD Austerity 2-8-0 90448 in BR black with late crest. DCC On Board (Bac) (list £152.95) **BARGAIN** ... £109



R2669 Class 08 diesel shunter in BR red, 2 x open wagons and 1 x box van (Hor) (list £44.49) **BARGAIN** ... £29

Diesel locos

10001HAP- 10001 BR Brunswick green orange, black & orange lining. Aug 1956 - Oct 1957. (Dap) (list £105) **BARGAIN** ... £94

31-366 Class 03 0-6-0 diesel shunter D2016 in BR Green (Bac) **BARGAIN** ... £70.51



2503 Class 05 Hunslet shunter "Cider Queen" in green wasp stripes (industrial) (Hel) **BARGAIN** ... £100



2523 Class 05 Hunslet shunter "Departmental 88" BR green wasp stripes (Hel) **BARGAIN** ... £100



2500 Class 05 Hunslet shunter D2574 in BR green (Hel) **BARGAIN** ... £100



2501 Class 05 Hunslet shunter D2578 in BR green wasp stripes (preserved) (Hel) **BARGAIN** ... £100



2502 Class 05 Hunslet shunter D2581 in BR green wasp stripes (Hel) **BARGAIN** ... £100



2520 Class 05 Hunslet shunter D2592 in BR green wasp stripes (Hel) **BARGAIN** ... £100



2521 Class 05 Hunslet shunter D2600 BR green wasp stripes (Hel) **BARGAIN** ... £100



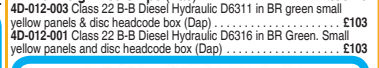
1600 Class 16 North British diesel D8400 BR green grey roof. Ltd Ed of 750 pcs (Hel) (list £134.95) **BARGAIN** ... £72



1601 Class 16 North British diesel D8401 BR green small yellow warning panels. Ltd Ed of 750 (general release). (Hel) (list £134.95) **BARGAIN** ... £72



1602 Class 16 North British diesel D8404 BR green Stratford-style yellow warning panels. Ltd Ed of 750 (general release) (Hel) (list £134.95) **BARGAIN** ... £72



1603 Class 16 North British diesel D8407 BR green with full yellow ends. Ltd Ed of 750 (general release) (Hel) (list £134.95) **BARGAIN** ... £72



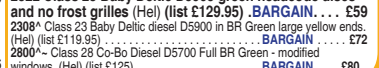
1604 Class 16 North British diesel D8409 BR green grey roof. Gloss finish. Ltd Ed of 750 (general release) (Hel) (list £134.95) **BARGAIN** ... £72



32-034A Class 20 20141 in BR green full yellow ends - weathered (Bac) **BARGAIN** ... £97.71



32-044 Class 20 D8028 in BR green indicator discs & tablet catcher (Bac) **BARGAIN** ... £93.46



32-045 Class 20 diesel 20118 "Saltburn-by-the-Sea" in BR Railfreight red stripe (Bac) **BARGAIN** ... £93.46

40-012-003 Class 22 B-B Diesel Hydraulic D6311 in BR green. Small yellow panels & disc headcode box (Dap) **BARGAIN** ... £103

40-012-001 Class 22 B-B Diesel Hydraulic D6316 in BR green. Small yellow panels and disc headcode box (Dap) **BARGAIN** ... £103

2320 Class 23 Baby Deltic D5900 green headcode discs and frost grilles (Hel) (list £129.95) **BARGAIN** ... £59

2321 Class 23 Baby Deltic D5901 green headcode discs and frost grilles (Hel) (list £129.95) **BARGAIN** ... £59

2322 Class 23 Baby Deltic D5905 green headcode discs and no frost grilles (Hel) (list £129.95) **BARGAIN** ... £59

2308^ Class 23 Baby Deltic diesel D5900 in BR Green large yellow ends. (Hel) (list £119.95) **BARGAIN** ... £72

2800^ Class 28 Co-Bo Diesel D5700 Full BR Green - modified windows. (Hel) (list £125) **BARGAIN** ... £80

Visit

www.ehattons.com/brm18,000+ items available
with live stock information

BARGAIN

31-677 Class 85 (AL5) Bo-Bo Electric E3056 in BR Blue single pantograph. (Bac) (list £139.95) BARGAIN... £79



BARGAIN

8990 Class 128 DPU in BR green speed whiskers and Midland style fronts M55987 (Hel) (list £119.95) BARGAIN... £69
8902 Class 128 DPU W55991 in early BR blue white cab roof domes and yellow gangway door covers (Hel) (list £119.95) ... BARGAIN ... £69

BARGAIN

31-256DC Class 251 Blue Pullman 6-car Midland set in Nanking blue full yellow ends. DCC Fitted (Bac) (list £349.95) ... BARGAIN ... £290
32-616A Derby Lightweight 2 Car DMU BR green speed whiskers (Bac) ... £123.218752 Park Royal Railbus M79971 in BR green speed whiskers (Hel) ... £97
8753 Park Royal Railbus M79972 in BR green small yellow panels (Hel) ... £978750 Park Royal Railbus SC79970 in BR green speed whiskers (Hel) ... £97
8751 Park Royal Railbus SC79974 BR green small yellow warning panels (Hel) ... £978704 Railbus W&M E79962 in green large yellow panel - weathered. (Hel) (list £129.95) ... BARGAIN ... £79
8801 Railcar W79976 in BR light green speed whiskers. Matt finish (Hel) ... £94
8802 Railcar W79977 in BR dark green small yellow warning panels & white cab roofs (Hel) ... £94

EMUs

R3184 1960 Brighton Belle Pullman 2-Car EMU in Umber and cream (Hor) (list £189.99) ... BARGAIN ... £99
R3290 Class 2-HAL 2 car EMU in BR green small yellow ends (Hor) (list £130.25) ... BARGAIN ... £96

31-030* Class 350/1 Desiro 4 Car EMU 350 111 "Apollo" in Silver Link (unbranded) (Bac) (list £189.95) BARGAIN ... £99



31-032 Class 350/1 Desiro 4-Car EMU 350 102 in London Midland (Bac) (list £189.95) ... BARGAIN ... £116

31-031 Class 350/2 Desiro 4 Car EMU 350 238 in London Midland (Bac) (list £189.95) ... BARGAIN ... £118
R3215 Class 373 Eurostar 4 car EMU in latest 2014 Eurostar. (Hor) ... £157.40
R3185 Class 395 Javelin 4 car EMU "Sir Chris Hoy" in Southeastern (Hor) £132
R3259 Class 401 2-BIL 2 car EMU in BR blue - As preserved at the NRM (Hor) (list £130.25) ... BARGAIN ... £74

R3161B Class 401 2-BIL 2 car EMU in SR green (Hor) (list £130.25) ... BARGAIN ... £69

31-375 Class 416 2-car EPB EMU in BR blue (Bac) (list £124.95) ... BARGAIN ... £72
31-267 Class 419 Motor Luggage Van (MLV) in BR blue & grey (Bac) (list £104.95) ... BARGAIN ... £64
31-265 Class 419 Motor Luggage Van (MLV) in BR Southern Region green (Bac) (list £104.95) ... BARGAIN ... £64

31-266 Class 419 Motor Luggage Van (MLV) in BR Southern Region green yellow panel (Bac) (list £104.95) ... BARGAIN ... £64



2809* Class 28 Co-Bo Diesel D5708 BR Green Full Yellow Ends. (Hel) (list £125) ... BARGAIN ... £89



2810* Class 28 Co-Bo Diesel D5714 Full BR Green - modified windows. (Hel) (list £125) ... BARGAIN ... £89

R3344 Class 31 31285 in Network Rail (Hor) ... £150.23
3430 Class 33/0 diesel D6506 in BR blue full yellow ends (Hel) ... £9532-786 Class 37/0 37174 in EWS domino headcode - weathered (Bac) ... £106.21
32-784 Class 37/0 37242 Mainline blue centre headcodes - weathered (Bac) ... £106.2132-785DS Class 37/0 37254 in BR Departmental Civil Link Dutch - weathered. DCC Sound (Bac) ... £203.96
32-067 Class 43 North British (NBL) Warship 842 'Royal Oak' in BR blue. New tooling (Bac) ... £118.96

32-066 Class 43 North British (NBL) Warship D835 'Pegasus' in BR green small yellow panel. New tooling (Bac) ... £118.96



32-065 Class 43 North British (NBL) Warship D865 'Zealous' in BR maroon small yellow panel. New tooling (Bac) ... £118.96



32-680 Class 45 45036 in BR blue split centre headcode (Bac) NEW ... £101.96



32-681 Class 45 D108 in BR green split centre headcode - weathered (Bac) NEW ... £110.46

31-656DC Class 47/0 D1677 'Thor' in BR green full yellow ends. DCC On Board (Bac) ... £106.21
32-816 Class 47/3 47365 'Diamond Jubilee' in BR Railfreight Distribution (Bac) (list £114.95) ... BARGAIN ... £72

32-817 Class 47/7 47745 'Royal London Society For The Blind' in RES red & grey (Bac) (list £114.95) BARGAIN £72



32-815 Class 47/8 47834 'Fire Fly' BR Intercity Swallow (Bac) (list £114.95) ... BARGAIN ... £78



R3263 Class 50 50024 "Vanguard" in BR Large Logo blue (Hor) NEW ... £137.20



R3264 Class 50 50046 "Ajax" in BR Large Logo blue (Hor) NEW ... £137.20

4D-003-004 Class 52 D1058 "Western Nobleman" BR blue full yellow panel (Dap) ... £109
4D-003-005 Class 52 D1072 "Western Glory" BR blue full yellow panel (Dap) ... £109
4D-003-011 Class 52 diesel loco D1002 "Western Explorer" in BR green small yellow panels (Dap) ... £109

32-532 Class 55 55007 "PINZA" in BR blue Finsbury Park white cab windows - weathered (Bac) ... £113.01



32-529B Class 55 Deltic D9011 in BR two-tone green. Weathered (advertised earlier as "pristine") (Bac) ... £93.46



R2879 Class 55 Deltic diesel 55001 "St Paddy" in BR blue (Hor) (list £52.49) ... BARGAIN ... £43

32-762DS Class 57/3 57312 'The Hood' in Virgin Trains - weathered. DCC Sound (Bac) ... £203.96
5825 Class 58 58038 Mainline Blue Livery (Hel) ... £125
R3272 Class 67 67006 'Royal Sovereign' (Hor) (list £139.99) BARGAIN ... £110
31-996 Class D16 LMS 10000 in BR Brunswick green part eggshell blue waistband (Bac) ... £101.96

4010- English Electric DP2 prototype in BR Brunswick green (as per 1962 to May 1965) (Hel) (list £129.95) BARGAIN ... £75



4011- English Electric DP2 prototype in BR two-tone green (as per 1965 until withdrawal in 1967) (Hel) (list £129.95) BARGAIN £70



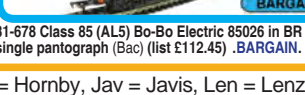
4005- Lion Diesel loco D0260 in white 5 gold stripes (Hel) (list £129.95) ... BARGAIN ... £70



R3355 Sentinel 0-4-0 H103 in Wabtec (Hor) ... £51.84



31-678 Class 85 (AL5) Bo-Bo Electric 85026 in BR Blue single pantograph (Bac) (list £112.45) ... BARGAIN ... £86



31-679 Class 85 (AL5) Bo-Bo Electric E3095 BR Electric Blue small yellow panel (Bac) NEW ... £118.96



9002 Metropolitan Bo-Bo electric 1 in wartime grey (Hel) £107



9004 Metropolitan Bo-Bo electric 5 "John Hampden" in London Transport (as preserved at the London Transport museum) (Hel) ... £107



R3366 Network Rail Measurement Train Drive Units (Hor) ... £189.99



32-285 Class 101 2 Car DMU in BR green speed whiskers 'Newcastle/Middlesbrough' (Bac) ... £135.96



31-535 Class 105 Cravens 2 Car DMU in BR blue full yellow ends (Power Twin Unit) (Bac) (list £119.95) BARGAIN ... £78

32-906 Class 108 2 Car DMU in BR green half yellow ends (Bac) (list £139.95) ... BARGAIN ... £72.50
32-905* Class 108 2-car DMU in BR blue & grey full yellow ends (Bac) (list £139.95) ... BARGAIN ... £72.50

32-912 Class 108 3 Car DMU in BR blue full yellow ends (Bac) (list £169.95) ... BARGAIN ... £86



8942 Class 128 DPU in BR blue - weathered M55995 (Hel) (list £129.95) ... BARGAIN ... £69




8993 Class 128 DPU in BR Blue full yellow ends and Midland style fronts M55990 (Hel) (list £119.95) ... BARGAIN ... £52



8992 Class 128 DPU in BR Blue small yellow panels and Midland style fronts M55990 (Hel) (list £119.95) BARGAIN £52



8991 Class 128 DPU in BR green small yellow panels & Midland style fronts M55989 (Hel) (list £119.95) BARGAIN £69





Prices valid until 09/12/15

Orders received after this date for products that have increased in price will be given a refund

Track Maintenance vehicles



B800 Non-motorised OO Track Cleaner motorised cleaning heads & vacuum in blue (Dap) £56
36-165A Plasser Tamper track maintenance machine (motorised) (Bac) £63.71
31-577 Windhoff MPV Multi-Purpose master and slave units in 'Railtrack' (Bac) (list £148.95) BARGAIN £79

Train sets - analogue

R1183 Master of the Glens Train Set (Hor) NEW £166.66
R1174 Breakdown Hauler Train Set 0-4-0 loco, Breakdown Crane and Support Van (Hor) (list £119.99) BARGAIN £59



R1176 Eurostar 2013 Train Set (Hor) £140
30-170 Thames Clyde Express Midland Compound 1000, 2 x corridor composite & 3rd brake coach in LMS (Bac) £148.71



30-105 The Midland Marvel Midland 3F 3522 in LMS, brake van in LMS grey & 2 x 8-plank wagons (Bac) £110.46

Train sets - DCC

R1173 e-Link DCC Western Master train set GWR Class 2721 steam loco & 3 wagons (Hor) £120



30-048 Highland Tourer Digital Sound Set Class 37/4 37418 in BR blue and Mk2 TSO & BSO coaches in Far North green & cream (Bac) £255

Coaches

4P-010-038 57 Ft Stanier Non Corridor Brake BR Carmine M20550 (Dap) NEW £13.50
C0960 57 Ft Stanier Non Corridor Brake BR Carmine M20550 KIT (Dap) NEW £9
4P-010-037 57 Ft Stanier Non Corridor Comp BR Carmine M16620 (Dap) NEW £13.50
C0950 57 Ft Stanier Non Corridor Comp BR Carmine M16620 KIT (Dap) NEW £9
R4650 BR Gresley Suburban Third Class Brake Coach, Maroon (Hor) £37.27



R4619 BR Maroon Mk1 BG full brake/parcels coach (Hor) (list £24.99) BARGAIN £19
R4621 BR maroon Mk1 TSO tourist second open (Hor) (list £24.99) BARGAIN £19



39-320A BR Mk1 BSP Pullman bar 2nd 'The Hadrian Bar' (with lighting) (Bac) (list £48.95) BARGAIN £26
39-321 BR Mk1 BSP Pullman bar 2nd coach in blue/grey (with lighting) (Bac) (list £48.95) BARGAIN £21
39-291A BR Mk1 FP Pullman parlour 1st coach in blue grey (with lighting) (Bac) (list £48.95) BARGAIN £24



39-274A Pack of 4 BR Mk1 GUV InterCity Motorail Blue & Grey - Weathered - NKA E93736 (Bac) (list £159.80) BARGAIN £30
39-274A Single (Bac) (list £39.95) BARGAIN £23.14
R4646 BR Mk1 Parcels Coach 'Express Parcels' (Hor) £23.14
39-301A BR Mk1 SK Pullman Second Kitchen Grey & Blue (With Lighting) (Bac) (list £48.95) BARGAIN £24



39-500 Pack of 4 BR Mk1 SLF Sleeper Car in maroon (Bac) (list £171.80) BARGAIN £136
39-500 Single (Bac) £38.50
39-503 BR Mk1 SLSTP Sleeper Car in blue & grey 'Inter-City' (Bac) £33
39-503 Pack of 4 (Bac) (list £155.80) BARGAIN £122



39-502 Pack of 4 BR Mk1 SLSTP Sleeper Car in maroon (Bac) (list £155.80) BARGAIN £120
39-502 Single (Bac) £33



39-200C BR Mk1 Super BG Full Brake RES - Weathered (Bac) (list £39.95) BARGAIN £18
R4617A BR Mk2E First Class Open Coach (Hor) NEW £23.14
R4614A BR Mk2E First Class Open Coach, BR Blue & Grey (Hor) NEW £27.77



R4611A BR Mk2E First Class Open Coach, BR Blue & Grey, Working Lights (Hor) NEW £27.77
R4615A BR Mk2E Standard Open Brake Coach, BR Blue & Grey (Hor) NEW £27.77
R4612A BR Mk2E Standard Open Brake Coach, BR Blue & Grey, Working Lights (Hor) NEW £27.77
R4616A BR Mk2E Standard Open Coach (Hor) £23.14
R4610A BR Mk2E Standard Open Coach, BR Blue & Grey, Working Lights (Hor) £27.77



R4676 BR Mk3 Intercity Coach Pack x 3 (Hor) (list £99.99) BARGAIN £64
R4658 BR Non-Corridor 57' Composite Coach (Hor) £37.27
R4678A BR Non-Corridor 57' Third Class Brake Coach (Hor) £37.27
R4651 BR Thompson Suburban (Lavatory) Composite Coach, Maroon (Hor) £37.27
34-078 Collett 60ft 1st/3rd brake composite GWR chocolate & cream (Bac) NEW £24.61
34-128 Collett 60ft 1st/3rd composite GWR chocolate & cream (Bac) NEW £24.61



34-056A Collett 60ft 2nd class corridor in BR crimson & cream (Bac) NEW £24.61



34-053 Collett 60ft 3rd class corridor in GWR chocolate & cream (Bac) NEW £24.61



39-528 Ex-Southern CCT Covered Carriage Truck BR Blue (Bac) NEW £24.61



39-526 Ex-Southern PMV Parcels & Miscellaneous Van BR Crimson (Bac) NEW £24.61



39-527 Ex-Southern PMV Parcels & Miscellaneous Van BR Green (Bac) NEW £24.61
R4597A FGV Night Riviera Mk3 sleeper (Hor) £26.40
76LRT008 Leyland Royal Tiger Coach Lough Swilly (Oxt) £13
39-460 LMS 57 ft Portfolio Corridor Brake 3rd BR Crimson & Cream (Bac) £33.96
39-465 LMS 60 ft Portfolio Corridor Composite BR crimson & cream (Bac) £33.96
R4656 LMS Non-Corridor 57' Composite Coach (Hor) £37.27



R4677A LMS Non-Corridor 57' Third Class Brake Coach (Hor) £37.27



R4657 LMS Non-Corridor 57' Third Class Coach (Hor) £37.27
R4663 Pullman First Class Kitchen Car - K-Type Pullman Car (Hor) £46.29
R4664 Pullman First Class Parlour Car - K-Type Pullman Car (Hor) £46.29



R4662 Pullman Third Class Brake Parlour Car - K-Type Pullman Car (Hor) £46.29
R4660 Pullman Third Class Kitchen Car - K-Type Pullman Car (Hor) £46.29
R4661 Pullman Third Class Parlour Car - K-Type Pullman Car (Hor) £46.29



39-525 Southern PLV Passenger Luggage Van Southern Railway Green (Bac) NEW £24.61

Wagons

38-502 'Covhop' covered hopper British Industrial Sand bauxite & black (Bac) £18.28
38-502 Pack of 4 (Bac) (list £91.80) BARGAIN £66
38-502 Megapack of 8 (Bac) (list £183.60) BARGAIN £126



38-030B Pack of 4 100 tonne HHA bogie hopper wagon in Freightliner Heavy Haul sliding end door (Bac) (list £159.80) BARGAIN £135.83
38-030B Single (Bac) £33.96



37-628B Megapack of 8 102 Tonne GLW Thrall BRA steel strip carrier in EWS - weathered (Bac) (list £239.60) BARGAIN £143
37-628B Single (Bac) (list £29.95) BARGAIN £19
37-628B Pack of 4 (Bac) (list £119.80) BARGAIN £74
37-780 12 ton mogi van in BR bauxite (Bac) NEW £12.71



37-904 12 ton planked shock absorbing van planked ends in GWR grey (Bac) NEW £13.56
37-679 12 ton shock absorbing open wagon BR bauxite (late) (Bac) NEW £13.56
38-327~ 13 Ton high sided steel open wagon smooth sides in BR bauxite (early) (Bac) (list £14.50) BARGAIN £9.50
38-327~ Pack of 4 (Bac) (list £58) BARGAIN £36
38-327~ Megapack of 8 (Bac) (list £116) BARGAIN £70
37-654A 14 Ton Tank Wagon 'Ronuk' (Bac) (list £15.99) BARGAIN £9
37-654A Pack of 4 (Bac) (list £63.80) BARGAIN £34
37-426C 16 Ton slope side mineral wagon pressed side door in MOT brown (Bac) (list £12.95) BARGAIN £11
37-253B 16 ton steel mineral wagon without top flap doors in BR grey weathered (Bac) £12.71
4F-038-103 20T Steel Mineral West Midland Joint Electric - weathered (Dap) NEW £11
38-602 21 Ton Grain Hopper BR Bauxite (Late) (Bac) £19.51
38-601 21 Ton Grain Hopper BR Grey (TOPS) (Bac) £19.51



38-144 29 ton VDA sliding door box van in BR Railfreight - weathered (Bac) £21.21
38-042A 31 tonne OBA open wagon BR Plasmor Blockfreight (Bac) NEW £18.66



38-044 31 tonne OBA open wagon in BR Railfreight brown (Bac) NEW £18.66
38-041B 31 Tonne OBA open wagon in Railfreight (Bac) £16.53
38-041B Pack of 4 (Bac) (list £87.80) BARGAIN £60
38-041B Megapack of 8 (Bac) (list £175.60) BARGAIN £116
38-045 31 tonne ZBA Bass open wagon in BR brown (Bac) NEW £18.66
38-126A 35 Ton VBB box van sliding door in BR bauxite - weathered (Bac) (list £24.95) BARGAIN £20.36
38-126A Pack of 4 (Bac) (list £99.80) BARGAIN £72
38-126A Megapack of 8 (Bac) (list £199.60) BARGAIN £136
38-151B~ 80 Tonne glw BDA bogie bolster wagon in Railfreight (Bac) (list £23.85) BARGAIN £14
38-151B~ Pack of 4 (Bac) (list £95.80) BARGAIN £54
38-151B~ Megapack of 8 (Bac) (list £191.60) BARGAIN £106
R6473 BR Brown mineral wagon x3 (Railroad Range) (Hor) (list £17.49) BARGAIN £12



38-427 Megapack of 8 Bulk grain bogie hopper in 'Traffic Services Limited' (Bac) (list £479.60) BARGAIN £330
38-427 Single (Bac) £46.71
38-427 Pack of 4 (Bac) (list £239.80) BARGAIN £172



38-350A Pack of 4 BZA steel carrier steel coils in EWS (Bac) (list £103.80) BARGAIN £52
38-350A Single (Bac) (list £25.95) BARGAIN £14
37-951B Conflat wagon in BR bauxite BD container BR crimson 6709076 (Bac) £13.56
37-951B Pack of 4 (Bac) (list £63.80) BARGAIN £54.23
37-952 Conflat wagon in BR bauxite BD container in Speedfreight (Bac) £13.56



37-314 Pack of 4 Intermodal bogie wagon 2 x 45ft containers in Safmarine (Bac) (list £199.80) BARGAIN £108
37-314 Single (Bac) (list £49.95) BARGAIN £29
38-250A IPA twin double deck car transporter 'STVA' red - weathered (Bac) £42.46
37-983 Pack of 2 Conflat wagons in BR bauxite (Bac) £25.46



37-672 Pack of 3 14 Ton tank wagons in British Tar - weathered (Bac) (list £46.95) BARGAIN £28



37-671 Pack of 3 14 Ton tank wagons in Fina - weathered (Bac) (list £46.95) BARGAIN £28

Containers & Loads

4A-000-001 Load Sand x 4 (Dap) NEW £3.70

DCC decoders

36-554 21-pin 3-function 2-sided 1A decoder back EMF for slow running (Bac) £12



DCR-21PIN-Direct Box of 10 21-pin 4-function 1.1Amp direct plug decoder back EMF (Hat) £110
DCR-21PIN-Direct Single (Hat) £12
DCR-21PIN-Direct Box of 5 (Hat) £57



36-557 Pack of 5 21-pin E-Z Command 4-function 1A decoder back EMF (Bac) (list £92.50) BARGAIN £70
36-557 Single (Bac) £14.50
X9659 4-pin decoder for some train set locos and Sentinels (Hor) £10



BPDC227 8 & 21-pin 4-function 1A (1.8A peak) small OMNI decoder (measures 231 x 27w x 10d mm) x 5 (Gau) £71



R8249 Box of 6 8-pin 4-function 2-sided 0.5A (1A peak) decoder (Hor) £76
R8249 Single (Hor) £14



DCR-8PIN-Direct Box of 10 8-pin compact direct 4-function 1.1Amp decoder back EMF (Hat) £105
DCR-8PIN-Direct Single (Hat) £13
DCR-8PIN-Direct Box of 5 (Hat) £59

DCC controllers



36-500 EZ Command DCC controller - boxed (Bac) £76.46



36-504 EZ Command Dynamis Ultima DCC system (Bac) £250.71

Point motors

TT300 Slow motion DCC point motor (Tra) £20



R8243 Surface Mounted point motor (Hor) £7

Accessories

SFX20 Diesel loco sound capsule (with built in battery, speaker & motion detector) (Tra) £37
SFX10 Steam loco sound capsule (with built battery, speaker & motion detector) (Tra) £37

Cables & Wires

OOWIRE1 OO Catenary Wires 135 mm x 10 (Dap) NEW £21.21
OOWIRE5 OO Catenary Wires 138 mm x 10 (Dap) NEW £17.81
OOWIRE2 OO Catenary Wires 152 mm x 10 (Dap) NEW £23.76
OOWIRE3 OO Catenary Wires 174 mm x 10 (Dap) NEW £21.21
OOWIRE4 OO Catenary Wires 200 mm x 10 (Dap) NEW £19.51
PL-80 Power feed joiners - Code 100/124 (x4 pairs) (Pec) £5.50



Opening hours
Store: 09:00 - 17:00 Mon - Sat
10:00 - 16:00 Sun



07:00 - 20:30 Mon-Fri
07:00 - 18:00 Sat 09:00 - 17:00 Sun

Spares

SL-110 Finescale rail joiners/fishplates (for code 70, 75 & 83) for OO & HO gauge - Pack of 24 (Pec) £2
 SL-11 Insulated rail joiners/fishplates (for OO, HO & O gauge code 100 rails incl. Hornby, Peco & Peco Streamline) - Pack of 12 (Pec) £2

RAIL JOINERS

HO/OO, O and O-16.5

HO/OO, O and O-16.5

SL-10 Metal rail joiners/fishplates (for code 100 rails incl. Hornby, Peco & Peco Streamline). For OO, HO & O gauge - Pack of 24 (Pec) £2.50
 19KADEE NEM-362 Long Coupler - 10.61 mm (27/64") (w/o Draft Gear Boxes) (2 pair) (Kad) £3.50
 18KADEE NEM-362 Medium Coupler - 8.63 mm (11/32") (w/o Draft Gear Boxes) (2 pair) (Kad) £3.50

Wheel sets

R8218 14.1 mm coach wheels (pack of 10) (Hor) £5

Buildings - railways

PO213 2 Road Red Brick Engine Shed & Workshop Building (Card Kit) (Met) £12.50
 LK-20X Double length overall arched station roof (Pec) £20

NEW



44-0042 Timber and Stone Signal Box (Bac) **NEW** £40.76
 44-178 Traction Servicing Depot (320 x 142 x 100mm) (Bac) £73.91

Man-made scenic structure - railway-related



LK-55 76ft Well type turntable (Pec) £38
 R083 Buffer Stop (Hor) £1.40
 R083 Box of 6 (Hor) £8
 R636 Double track level crossing (Hor) £18



R070 Electrically Operated Turntable (Hor) £59
 SL-43 Loco Lift and storage unit (Pec) £11
 R514 Platform Canopy x 2 (Hor) £12
 553Ratio Signal Box Interior Kit (Unpainted) (Rat) £10.50

Signals

4L-002-001 Signal - Motorised, LMS home (OOSIGN3) (Dap) £22



4L-001-001 Signal - Motorised, Square post GWR home lower quadrant (OOSIGN1) (Dap) £22

Buildings - general

NEW



R9810 Skaledale Corrugated Iron Workshop (Hor) **NEW** £26.84
 R9805 Skaledale Garden Cottage (Hor) **NEW** £26.84
 R9804 Skaledale Modern Detached House (Hor) **NEW** £26.84

NEW



R9806 Skaledale Railwayman's Arms (Hor) **NEW** £46.29

NEW



R9821 Skaledale Wayside Halt Building (Hor) **NEW** £33.32

NEW



44-262 Low Relief Cinema (Bac) **NEW** £33.96
 44-267 Low Relief Corner Pub (Bac) **NEW** £25.46
 44-264 Low Relief Hines Hair and Beauty (Bac) **NEW** £21.21
 R9825 Skaledale Railway Stores (Hor) **NEW** £18

Man-made scenic structure - non-railway

44-016 Fuel Storage Tanks (Bac) £33.96

Bridges, Tunnels & Walls



44-126 Modern Single Road Servicing Shed (Bac) £46.71



44-568 Quayside walls (Bac) £33.96
 PO244 Retaining Wall in Red Brick - 4 sections per kit (Met) £11
 PO245 Retaining Wall in Stone - 4 wall sections per kit (Met) £11

People - civil

36-047 Locomotive staff x 6 (Bac) £6.21

Track - Code 100 Setrack

ST-245 Setrack curved double radius left handed point insulfrog (Pec) £14
 ST-244 Setrack curved double radius right handed point insulfrog (Pec) £14
 ST-241 Setrack No.2 radius left handed point insulfrog (Pec) £9
 ST-242 Setrack No.2 radius right handed point insulfrog (Pec) £9
 ST-204 Setrack Quad Straight (Pec) £3.50
 ST-204 Box of 24 (Pec) £76

Track - Code 100 Streamline




SL-100 Pack of 25 1 yard (91.5cm) length of Code 100 Wooden-sleeper nickel silver flexible track (Pec) £66
 SL-100 Single (Pec) £3
 SL-E99 3 way medium radius point electrofrog (Pec) £25



SL-99 3 way medium radius point insulfrog (Pec) £25




SL-90 Double slip insulfrog (Pec) £31
 SL-E87 Left hand curved point electrofrog (Pec) £12.50
 SL-96 Left hand medium point (Pec) £10
 SL-E96 Left hand medium point electrofrog (Pec) £10




SL-92 Left hand small point (Pec) £9.50
 SL-E86 Right hand curved point electrofrog (Pec) £12.50
 SL-95 Right hand medium point (Pec) £10
 SL-E95 Right hand medium point electrofrog (Pec) £10
 SL-91 Right hand small point (Pec) £9.50
 SL-E91 Right hand small point electrofrog (Pec) £9.50

Track - Code 75 FineScale Streamline



SL-100F Pack of 25 1 yard (91.5cm) length of Nickel Silver Finescale flexible track (Pec) £72
 SL-100F Single (Pec) £3
 SL-E199 3 way finescale medium radius point electrofrog (Pec) £27
 SL-E189 Finescale left hand large point electrofrog (Pec) £12
 SL-E186 Finescale right hand curved point electrofrog (Pec) £12.50




SL-E188 Finescale right hand large point electrofrog (Pec) £12
 SL-E195 Finescale right hand medium point electrofrog (Pec) £12
 SL-E191 Finescale right hand small point electrofrog (Pec) £10
 SL-E180 Finescale single slip electrofrog (code 75 rail) (Pec) £33

Track & Points

R8090 1 single yard length of Semi-Flexible Track (Hor) £3.50
 R8090 Pack of 24 (Hor) £79
 R607 2nd radius double curve track (8 make a circle) (Hor) £2.25
 R607 Circle of 8 (Hor) £18



R609 Circle of 8 3rd radius double curve track (8 make a circle) (Hor) £22
 R609 Single (Hor) £3
 ST-2031 3rd radius Double Curve Track (ST-231 x 4) (Pec) £11
 R8262 Double 4th radius curve (8 make a circle) (Hor) £3
 R601 Double Straight (Hor) £2.25
 R601 Box of 24 (Hor) £49



R8072 Left Hand Standard Point (Hor) £9
 36-872 Left-hand standard point (Bac) £7.52
 R603 Long Straight (Hor) £3.25
 36-603 Long straight track nickel silver (same as R603) (Bac) £2.76
 36-603 Box of 10 (Bac) (list £34) BARGAIN £24.80
 R8073 Right Hand Standard Point (Hor) £9
 R621 Single 570mm length of flexible track (Hor) £3

R621 Pack of 24 (Hor) £66
 R600 Standard Straight (Hor) £1.40
 R600 Box of 24 (Hor) £33

Track underlay

GM200 5 metres of realistic grey ballasted OO gauge underlay (Gau) £19
 SL-50 Roll of foam track underlay sleeper indentation. Suitable for Setrack and Streamline 5m long (16 4") (Pec) £9

Buses

NEW



40201EFE Atkinson Artic Boxvan - National Carriers (EFE) **NEW** £25

NEW



B205B Bristol MW5G - Ribble (Ribble Red) (623) (Bas) **NEW** £17

NEW



B205A Bristol MW5G - Ribble (Tilling Red) (334) (Bas) **NEW** £17
 25005 Bristol RELL Flat Front 'West Yorkshire N.B.C.' (EFE) £26.50

NEW



38122 Bristol VRT 'Solent Blue' (EFE) **NEW** £26.50

NEW



38119 Bristol VRT BR Engineering Training Bus (EFE) **NEW** £33

NEW



DA93 D Series Artic Van - Green Shield Stamps (Bas) **NEW** £9
 26412 Daimler Utility Bus 'Wilts & Dorset' (EFE) **NEW** £28

NEW



DA92 Foden DG Ballast Tractor & Low Loader Trailer 'Pickfords' (Circa 1937 - 1950) Reg.No: DLT 331 (Bas) **NEW** £12

NEW



29634 Leyland Olympian 'Sovereign Buses' (EFE) **NEW** £28

NEW



20650EFE Plaxton Pointer Dart 'Clydeside' (EFE) **NEW** £28

NEW



OM46309B Routemaster, East Midland, 15A Mansfield (Cor) (list £29.99) **NEW** £24
 OM46309A Routemaster, East Midland, 16 Clipstone (Cor) (list £29.99) **NEW** BARGAIN £24
 R800X-BP Scania N113/Alexander R - Black Prince destination 'Bradford' (Br) (list £35.99) BARGAIN £9

NEW



76SET38 Southdown Centenary Set Leyland Royal Tiger & Weymann Fanfare (Oxf) £23

NEW



OM46508A Wright Eclipse Gemini 2, Tower Transit, 25 Ilford (Cor) (list £29.99) **NEW** BARGAIN £24

NEW



OM46508B Wright Eclipse Gemini 2, Tower Transit, 25 Oxford Circus (Cor) (list £29.99) **NEW** BARGAIN £24

Cars

76AUS001 Austin 1300 Bronze Yellow (Oxf) £4.75



76ACF001 Austin Cambridge Persian blue/white (Oxf) £5
 76ASS002 Austin Seven RN Saloon Light Royal Blue (Oxf) £4.75
 76ASS003 Austin Seven RN Saloon Maroon (Oxf) **NEW** £5

NEW



76SP103 Carfest 2015 (Oxf) **NEW** £9.95

NEW



76MBC002 Messerschmitt KR200 Cabrio Mimosa Yellow (Oxf) **NEW** £4.45

Commercial vehicles

76ASV003 Austin Seven RN Van Liptons Tea (Oxf) £5

NEW



76TCAB007 Eddie Stobart Scania T Cab Curtainside (Oxf) **NEW** £18
 76LV003 ERF LV Flatbed Trailer Eddie Stobart (Oxf) **NEW** £12

NEW



76FDE001 Ford 400E Van British Rail (Oxf) **NEW** £5
 76FTC002 Ford Transit Connect Network Rail (Oxf) £4.75

NEW



76FT1001 Ford Transit Mk1 White (Oxf) **NEW** £5

NEW



76FT3001 Ford Transit Mk3 White (Oxf) **NEW** £5

NEW



76FB6002 Fowler B6 Showmans Locomotive (Dorset) Supreme (Oxf) **NEW** £13
 76LRC002 Land Rover F16 Carmichael Westland Aircraft Ltd (Oxf) £8

NEW



76DAF003 Leyland Daf FT85CF Curtainside Eddie Stobart (Oxf) **NEW** £18

NEW



76MB001 Mercedes Actros MP4 GSC Curtainside "Eddie Stobart" (Oxf) **NEW** £21

NEW



76SC110003 Scania 110 Flatbed Trailer James McBride (Oxf) **NEW** £13
 76S143002 Scania 113 Tipper Reids of Minishant (Oxf) £18
 76SLC003 Scania Crane Lorry Eddie Stobart (Oxf) £14

NEW



76SHL06WF Scania Highline - Eddie Stobart - A P McCoy (Oxf) **NEW** £18

NEW



76SHL03WF Scania Highline Walking Floor A W Jenkinson (Oxf) **NEW** £19

Visit

www.ehattons.com/new

for new releases

76DBU002 Scania 10pline Drawbar A. Pettitor & Son (Oxf) £23
76VOL4001 Volvo FH4 Curtainside Eddie Stobart (Oxf) £19

Farming & Construction

76SET36 3 Piece Farm Trailers (Oxf) **NEW** £14
76FARM006 Baler Blue (Oxf) **NEW** £5

NEW



76FARM005 Farm Trailer Green (Oxf) **NEW** £5
76FARM004 Livestock Trailer Red (Oxf) **NEW** £5
76MF001 Massey Ferguson 135 in Red (Oxf) £4.75

Military ground vehicles

76QLD002 Bedford QLD 1st Armoured Division 1941 (Oxf) **NEW** £11



76DT001 Diamond T980 Tank Transporter TRC Western Desert 1942 GHQ Cairo (Oxf) £20

Public Service vehicles

NEW



76PB008 Commer PB Royal Mail (Oxf) **NEW** £5
76LRC001 Land Rover FT6 Carmichael "Cheshire County Fire Brigade" (Oxf) £8.95

NEW



76LRC003 Land Rover FT6 Carmichael Forth Road Bridge (Oxf) **NEW** £8

Tools

BS-HO-01 HO/OO Scale Ballast Spreader (Pro) £11

N Gauge

Steam locos



372-311 Class 21C1 Merchant Navy 4-6-2 35023 'Holland-Afrika Line' BR green early emblem (Gra) £135.96



372-310 Class 21C1 Merchant Navy 4-6-2 35024 'East Asiatic Company' BR blue early emblem (Gra) £135.96
372-312 Class 21C1 Merchant Navy 4-6-2 35028 'Cian Line' BR green late crest (Gra) £135.96
2S-015-003 Class 2MT Ivatt 2-6-2 in BR black late crest (Dap) £53
2S-009-005D Class 3800 2-8-0 3819 GWR green GWR lettering, DCC Fitted (Dap) £123
372-062 Class 4F 0-6-0 43875 BR black early emblem & Johnson tender (Gra) £93.46



372-752 Class 4MT Fairburn 2-6-4 tank 42073 in BR black late crest (Gra) £97.71
2S-007-007D Class 5700 Pannier 0-6-0 4607 BR black early crest - DCC Fitted (Dap) £82



2S-007-007 Class 57xx Pannier #4607 in BR black early crest (Dap) £61
2S-007-009 Class 57xx Pannier #5724 GWR Green 'GWR' Lettering (Dap) £61
2S-007-011D Class 57xx Pannier 0-6-0 6746 in GWR green shirtbutton emblem - DCC fitted (Dap) £88



2S-019-002 Class 6800 4-6-0 6802 "Bampton Grange" in GWR green 'G & W' lettering (Dap) £100



2S-019-006 Class 6800 4-6-0 6803 "Bucklebury Grange" in BR lined green late crest (Dap) £100

2S-019-001 Class 6800 4-6-0 6820 "Kingstone Grange" in GWR green shirtbutton emblem (Dap) £100
2S-019-005 Class 6800 4-6-0 6837 "Forthampton Grange" in BR lined green early emblem (Dap) £100
372-481 Class 6F Jubilee 4-6-0 45572 'Eire' in BR lined green late crest - weathered (Gra) £118.96

NEW



2S-001-003D Class 7800 Manor 4-6-0 7805 "Broome Manor" in GWR green GWR lettering, DCC Fitted (Dap) **NEW** £119

NEW



2S-001-004D Class 7800 Manor 4-6-0 7821 "Ditchat Manor" in BR Mixed Traffic Black Early Crest, DCC Fitted (Dap) **NEW** £119
372-181 Class 8P Duchess 4-6-2 46229 "Duchess of Hamilton" BR green early emblem (Gra) £127.46
372-182 Class 8P Duchess 4-6-2 46235 "City of Birmingham" BR green late crest (Gra) £127.46



372-800B Class A1 4-6-2 60163 "Tornado" in BR Express blue (as preserved) (Gra) £135.96



372-385 Class A2 4-6-2 525 "A H Peppercorn" LNER Apple green (Gra) £135.96

NEW



372-387 Class A2 4-6-2 60527 "Sun Chariot" BR lined green black late crest (Gra) **NEW** £135.96

NEW



372-386 Class A2 4-6-2 60537 "Bachelors Button" BR Brunswick green early emblem (Gra) **NEW** £135.96
2S-020-003 Class B17 4-6-0 1671 "Royal Sovereign" LNER apple green (Dap) **NEW** £100.51
2S-020-003D Class B17 4-6-0 1671 "Royal Sovereign" in LNER apple green, DCC Fitted (Dap) **NEW** £120.66

NEW



2S-020-001 Class B17 4-6-0 2864 "Liverpool" in LNER wartime black (Dap) **NEW** £94

NEW



2S-020-001D Class B17 4-6-0 2864 "Liverpool" in LNER wartime black, DCC Fitted (Dap) **NEW** £110

NEW



2S-020-002 Class B17 4-6-0 61664 "Liverpool" in BR green early emblem (Dap) **NEW** £94

NEW



2S-020-002D Class B17 4-6-0 61664 "Liverpool" in BR green early emblem, DCC Fitted (Dap) **NEW** £110
372-402 Class J39 0-6-0 64791 BR black late crest & stepped tender (Gra) £80.71
372-931 Class N 2-6-0 31844 in BR black early emblem (Gra) £106.21



372-930 Class N 2-6-0 868 in BR Olive green (Gra) £106.21

2S-021-001 Class Q1 0-6-0 33016 in BR black early emblem (Dap) £94
2S-021-001D Class Q1 0-6-0 33016 BR black early emblem, DCC Fitted (Dap) **NEW** £110
2S-021-002 Class Q1 0-6-0 33018 in BR black late crest (Dap) £94

NEW



2S-021-002D Class Q1 0-6-0 33018 in BR black late crest, DCC Fitted (Dap) **NEW** £110



BARGAIN

372-427 Class WD Austerity 2-8-0 90201 in BR black late crest - weathered (Gra) (list £144.95) . **BARGAIN** £89



372-186 Princess Coronation Class 4-6-2 46226 "Duchess of Norfolk" in BR Express Passenger blue early emblem (Gra) £127.46

Train packs



370-500 Cumbrian Mountain Express Train Pack Coronation Class 46229 "Duchess of Hamilton" in BR maroon late crest, 3 x Mk1 coaches in blue/grey & Scenecraft "Ails Gill" Signal box (Gra) £131.71



370-300 Landship Train Train Pack Class 4F 3848 in Midland Railway black, 3 x bogie bolster wagons in olive green & 3 x Mk1 tanks under tarpaulins (Gra) £89.21

Diesel locos

371-051C Class 04 D2295 in BR blue wasp stripes (Gra) **NEW** £72.21
2D-021-002 Class 156 2 car DMU 156419 in Provincial (Dap) £95
2D-021-001 Class 156 2 car DMU 156508 Strathclyde Passenger Transport (Dap) £95



371-033 Class 20 diesel D8011 in BR green small yellow panel - weathered (Gra) £97.71



371-088 Class 25/2 diesel 25231 in BR blue, weathered (Gra) £93.46
371-112 Class 31 diesel 31173 in BR blue full yellow ends (Gra) £100.26



371-111 Class 31 diesel D5596 in BR green small yellow panels (Gra) £100.26
2D-018-003 Class 35 Hymek D7013 in BR green (Dap) £79



2D-018-004 Class 35 Hymek D7024 in BR green - weathered (Dap) £85
371-454 Class 37 diesel D6827 BR green centre headcode, weathered (Gra) £106.21
371-165 Class 37/4 diesel 37407 "Loch Long" in BR blue large logo (Gra) £89.21
371-168 Class 37/5 diesel 37506 Railfreight Red Stripe (Gra) £89.21



371-825B Class 47/0 diesel D1572 in BR green small yellow panel (Gra) £101.96
372-246 Class 47/7 diesel 47715 "Haymarket" BR Network South East (Gra) £101.96
371-287 Class 65 diesel D6505 "The Prince of Wales" Own Regiment of Yorkshire" in BR blue (Gra) £93.46



371-286 Class 55 diesel "Deltic" D9002 'The King's Own Yorkshire Light Infantry' in BR green half yellow ends (Gra) £93.46
2D-004-009 Class 56 diesel 56105 Colas Rail freight (Doncaster built) (Dap) £101



371-657 Class 57 diesel 57309 'Pride of Crewe' in DRS Compass (Gra) £93.46
371-656 Class 57 diesel 57312 in Network Rail yellow (Gra) £93.46



371-396 Class 66/9 diesel 66731 'InterhubGB' in GBRf (Gra) £89.21



371-635 Class 70 PowerHaul diesel 70006 Freightliner (Gra) (list £119.95) **BARGAIN** £82.50

Electric locos

ND147 Class 86 Twin pack Network Rail 86901 & 86902 (1x powered loco 1x dummy loco) (Dap) (list £124.95) **BARGAIN** £69
371-802 Class 91 electric 91201 Archbishop Thomas Cranmer DVT GNER. (Gra) (list £114.40) **BARGAIN** £49

HSTs



2D-019-002 Class 43 HST Book Set in First Great Western purple - 43177, 43165 & two Mk 3 coaches (Dap) £135



2D-019-004 Class 43 HST Book Set in Intercity Swallow - 43075, 43106 & two Mk 3 coaches (Dap) £135



ND122J Class 43 HST Book Set in Virgin Trains 43094 & 43104 (Dap) £135

DMUs



2D-009-000D Class 121 single car DMU 'Bubble car' W55022 in BR green small yellow warning panel (DCC Fitted) (Dap) £107
2D-009-001 Class 121 single car DMU 'Bubble car' W55027 in BR green speed whiskers (Dap) £90



371-558 Class 158 2 Car DMU 158871 ScotRail (Gra) (list £144.95) **BARGAIN** £89
371-433 Class 170/4 3 Car DMU 170434 in First ScotRail (Gra) (list £164.95) **BARGAIN** £100



371-741* Class 251 Blue Pullman 6 car Midland set in Nanking blue full yellow ends. (Gra) **BARGAIN** £171

EMUs



371-702 Class 350/1 Desiro 4 Car EMU 350 101 in London Midland (Gra) (list £169.95) **BARGAIN** £99
371-700* Class 350/1 Desiro 4-car EMU 350 111 'Apollo' in unbranded Silverink (Gra) (list £169.95) **BARGAIN** £99



371-701 Class 350/2 Desiro 4-car EMU 350 238 in London Midland (Gra) (list £169.95) **BARGAIN** £99



UK P&P £4 PER ORDER
£2 per single diecast item

£7 guaranteed Next Day delivery
(Orders before 2pm)

Train sets - analogue

370-190 Seaside Excursion Class 4F 44044 in BR black late crest and BR Mk1 BCK & SO coaches in maroon (Gra) £110.46
370-140 The Steel Worker Class 08 D3406 in BR green & 3 x 24-Ton ore hopper wagons (Gra) £93.46

Train sets - DCC

370-070 Cornish Riviera Class 42 D829 in BR green and BR Mk1 BCK & SO coaches in chocolate & cream (Gra) £157.21

Coaches



374-130B BR Mk1 GUV Maroon Weathered (Gra) £25.46
374-680A BR Mk2A BSO Brake Second Open in blue & grey (Gra) £24.61
374-682 BR Mk2A BSO Brake Second Open Network South East (Gra) £24.61



374-710A BR Mk2A TSO Tourist Second Open in blue & grey (Gra) £24.61
374-711 BR Mk2A TSO Tourist Second Open Network South East (Gra) £24.61
2P-011-371 Gresley BR Maroon Buffet E9039E (Dap) £20
374-535 Haworth 3rd Class Corridor BR Crimson & Cream (Gra) £25.46
374-536 Haworth 3rd Class Corridor GWR Chocolate & Cream (Gra) £25.46
374-510 Haworth Brake 3rd Class Corridor BR Crimson & Cream (Gra) £25.46



374-511 Haworth Brake 3rd Class Corridor GWR Chocolate & Cream (Gra) £25.46
374-560 Haworth Corridor 1st/3rd Composite BR Crimson & Cream (Gra) £25.46
374-561 Haworth Corridor 1st/3rd Composite GWR Chocolate & Cream (Gra) £25.46



374-585 Haworth Full Brake BR Crimson & Cream (Gra) £25.46
374-162 Mk1 FK first corridor in green (Gra) (list £28.95) BARGAIN! £14

Wagons

377-826A 20 Ton Presflo Bulk Powder Wagon 'Crown Cement' Bauxite (Gra) (list £17.95) BARGAIN! £8
NR-P422 7-plank coal wagon 'Newbattle No. 41' (Pec) NEW £8



2A-000-019 Chassis 20T Mineral N Gauge (Dap) NEW £4.30
2A-000-016 Chassis 21T Hopper N Gauge (Dap) NEW £4.30
2A-000-021 Chassis Grain Hopper (Dap) NEW £4.30



2A-000-017 Chassis Gunpowder Van N Gauge (Dap) NEW £4.30
2F-013-021 Gunpowder van GWR W105738 (Dap) NEW £8.50
2F-013-022 Gunpowder van GWR W105738 Weathered (Dap) NEW £9.50
NR-304 MGR Coal Hopper - HAA - Saltire Livery (Pec) NEW £14
377-235A Triple Pack of 16 Ton Steel Mineral Wagons BR grey - weathered (Gra) £36.51
373-775A TTA 45 tonne tank wagon in 'BP' (Gra) £10.63
2A-000-024 Unpainted body 21T Hopper (Dap) NEW £1.90
2A-000-027 Unpainted body Grain Hopper (Dap) NEW £1.90
2A-000-023 Unpainted body Gunpowder (Dap) NEW £1.70
2A-000-025 Unpainted body Siphon G (Dap) NEW £2

DCC decoders



DCC23 6-pin 2-function 1A (2A peak) decoder (suitable for N gauge) (Gau) £24



36-558A 6-pin 2-function decoder (suitable for OO & N gauge locos and use on analogue track) (Bac) £15.26

Lighting equipment

NC040a Light Bar coach lighting unit for modern coaches/multiple units (Class 156/MkIII 'Plug&Play') (Dap) £8

Spares

SL-310 Rail Joiners/Fishplates for N & OO gauge (24 per pack) (Pec) £2

Signals

2L-001-001 Signal - Motorised, GWR home lower quadrant (ex-NSIGN1) (Dap) £22

Buildings - general

PN183 Small Factory n gauge (Met) NEW £9
PN182 Warehouse (can be built as full or low relief) N Gauge (Met) NEW £9

Track - Code 80 Setrack

ST-11 Double straight track (Pec) £1.50
ST-19 N Setrack No. 4 radius double curve (Pec) £2.50
ST-17 N Setrack No.3 radius double curve (8 form a circle). 298.5mm/11.75" radius (Pec) £2
ST-12 No.1 radius double curve (Pec) £1.50
ST-15 No.2 radius double curve (Pec) £1.50
ST-6 Setrack left hand point insulfrog (Pec) £8.50



ST-5 Setrack right hand point insulfrog (Pec) £8.50
379-450 Straight Track 17.4mm (Gra) £1
379-450 Pack of 12 (Gra) £10

Track - Code 80 Streamline



SL-300 Pack of 25 1 yard (91.5cm) length of Wooden-Sleeper Nickel Silver Flexible track (Pec) £64
SL-300 Single (Pec) £3



SL-E396 Left hand medium point electrofrog (Pec) £9



SL-396 Left hand medium point insulfrog (Pec) £9
SL-395 Right hand medium point insulfrog (Pec) £9

Track - Code 55 Finescale Streamline



SL-300F Pack of 30 1 yard (91.5cm) length of Finescale Nickel Silver flexible Wooden Sleeper track (Pec) £84
SL-300F Single (Pec) £3
SL-E396F Finescale curved double radius right hand point electrofrog (Pec) £11
SL-E390F Finescale double slip electrofrog (Pec) £35
SL-E396F Finescale left hand medium point electrofrog (Pec) £11
SL-E388F Finescale right hand large point electrofrog (Pec) £11



SL-E395F Finescale right hand medium point electrofrog (Pec) £10
SL-E391F Finescale right hand small point electrofrog (Pec) £9
SL-E380F Finescale single slip electrofrog (Pec) £34

Track & Points

ST-45 Setrack N Gauge Curved Turnout LH (Pec) £14
ST-44 Setrack N Gauge Curved Turnout RH (Pec) £14

Cars

NMN004 Mini Black and Wicker (Oxf) NEW £3.95

Commercial vehicles



N041 Leyland FG Incident Unit 'British Transport Police' (Circa 1982 - 1988) (Bas) NEW £5.99

O Gauge (1:43 Scale)

DMUs



8890 AC Cars Railbus W79976 in BR light green speed whiskers (Hel) £400

Coaches

4952 Mk1 BG full brake in BR blue and grey (Hel) £250

Wagons

7F-100-003 SR 25T 'Pillbox' Brake van S56108 BR grey right hand ducket (Dap) £62

Accessories

7A-000-008 3 Link Couplings and Hooks 5 Pairs (Dap) NEW £18
7A-000-004 Screw Link Coupling & Drawbar Hook - 5 Pairs (Dap) NEW £18
7A-000-007 Wheels spokes x 2 axles (Dap) NEW £7

Track - Code 124 Bullhead Streamline



SL-700BH Box of 12 1 Yard O Gauge Flexible Nickel Silver Track (Bullhead Nickel Silver Rail) (Pec) £73

SL-700BH Single (Pec) £6.50
SL-E792BH Left hand point bullhead rail and electrofrog (Pec) £39
SL-E791BH Right hand point bullhead rail and electrofrog (Pec) £39

Cars

43BN6001 Bentley MK VI in dark blue (as owned by Ivo Peters, railway photographer) (Oxf) £18



43DS002 Daimler SP250 Royal Red (Oxf) £20
VA13505 Mini 1275GT, Glacier White, The 4,000,000th Mini (Cor) (list £19.99) NEW BARGAIN! £16
43MIN022 Mini Car Just Divorced (Oxf) NEW £7
43MIN021 Mini Car Tweed Grey/OEW (Oxf) NEW £7
43SP104 Swansea Festival 2015 Land Rover (Oxf) NEW £9.95

G Scale

Steam locos



91404 Emily Steam loco (with moving eyes) (Thomas the Tank range) (Bac) £205

Any or Multiple Scales

Analogue controllers



COMBI Combi 12v 1Amp Single Track Controller Transformer (Gau) £30
DS Double power controller brake simulator (Gau) £119



D Double/Twin track power controller (Gau) £69
HH Hand Held Circuit Controller Feedback (Gau) £32



Q Quadruple 4 circuit power controller (Gau) £130

Analogue power supplies

DCP-PSU2 Dual Output Power Supply PSU2+ (DCC) £49
M1 Transformer Output 2 x 16v AC 1A (Gau) £37

Analogue point control

CDU Capacitor Discharge Unit (Gau) £11
PCU1 Electronic points control unit (Gau) £90
PLS-10 SmartSwitch Set for 4 servo control & operation, switches, control board & digital readout for Analogue operation (Pec) £52

DCC decoders



DCR-8PIN-HarnessMini Box of 10 8-pin (harness) 2-function 1.1Amp small & thin decoder back EMF (Hat) £99
DCR-8PIN-HarnessMini Single (Hat) £11
DCR-8PIN-HarnessMini Box of 5 (Hat) £50



DCR-8PIN-Harness Box of 10 8-pin (harness) 4-function 1.1Amp decoder back EMF (Hat) £94
DCR-8PIN-Harness Single (Hat) £10
DCR-8PIN-Harness Box of 5 (Hat) £48
36-553 8-pin 3-function 0.75A decoder back EMF (Bac) £15.50
10330-01 8-pin 4-function 1-sided 1.0/1.8A Silver Direct decoder (Len) £28

DCC accessory decoders

DCD-AD8FX COBALT ip Accessory Decoder (8 Way) (DCC) £41
DCD-ADS2FX COBALT Solenoid Accessory Decoder (2 Output) (DCC) £17



DCD-ADS8FX COBALT Solenoid Accessory Decoder (8 Output) (DCC) £56

DCC controllers



50200 ECoS Command Station DCC controller full colour LCD touch screen & dual controllers motorised dials & easy CV (ESU) £509



524-042 NCE Power Cab controller 12V 1.5A (NCE) £136



DCC02 Prodigy "Advance 2" starter DCC controller package (Gau) £215
DCC03 Prodigy "Advance 2" Wireless starter DCC controller package (Gau) £369
DCC14 Prodigy Advance 2 Backlit Walkaround controller (Gau) £99

DCC accessories

11150 L11150 (LS150) Switch Module 6 AC Outputs (Len) £41



60110 Set010 Startset LZV01 and LH01 (Len) £199

Point motors

DCP-CB12IP Cobalt ip slow-action analogue point motor - pack of 12 (DCC) £146
DCP-CB6IP Cobalt ip slow-action analogue point motor - pack of 6 (DCC) £82
DCP-CB1DIP Cobalt ip slow-action digital point motor * 1 (DCC) £17



DCP-CB12DIP Cobalt ip slow-action digital point motor - pack of 12 (DCC) £177
DCP-CB6DIP Cobalt ip slow-action digital point motor - pack of 6 (DCC) £94
DCP-CB12OMG Cobalt Omega slow-action analogue point motor x 12 (DCC) £135



PL-10 Bag of 6 Point Motor (Switch Machine) (Pec) £34
PL-10 Single (Pec) £6



PL-10E Bag of 6 Point Motor Extended Pin (use PL-9) (Pec) £34
PL-10E Single (Pec) £6



PM-2 Seep point motor (Gau) £3.50



PM-4 Seep point Motor Self Latching Switch (Gau) £5



PM-1 Seep point motor accessory switch (Gau) £4



PL-11 Side/surface mounted point motor (Pec) £7.50

Switches & Levers

PL-13 Accessory Switch for fitting to turnout motor PL10 (Pec) £3



DCP-CBS12 Cobalt S - Lever all accessories - unpainted x 12 (DCC) £165
DCP-CBS6 Cobalt S - Lever all accessories - unpainted x 6 (DCC) £90

Accessories

SL-14 Track Fixing Pins (Pec) £1.50

Cables & Wires

DCW-32PK Pink Stranded Decoder Wire (DCC) NEW £3.55

Track underlay

JCS18L Cork Sheet - 1/8" Thick - 24" x 36" (Jav) £8

Railway publications

CAT-3 Peco Catalogue - September 2015 (Pec) NEW £4.75

Tools

XU2175B Flexible track cutters (XU) (Gau) £15
DCM-RR12 Rolling Road - Active Set - 12 Way - For OO, N, HO, TT Gauge (DCC) £95



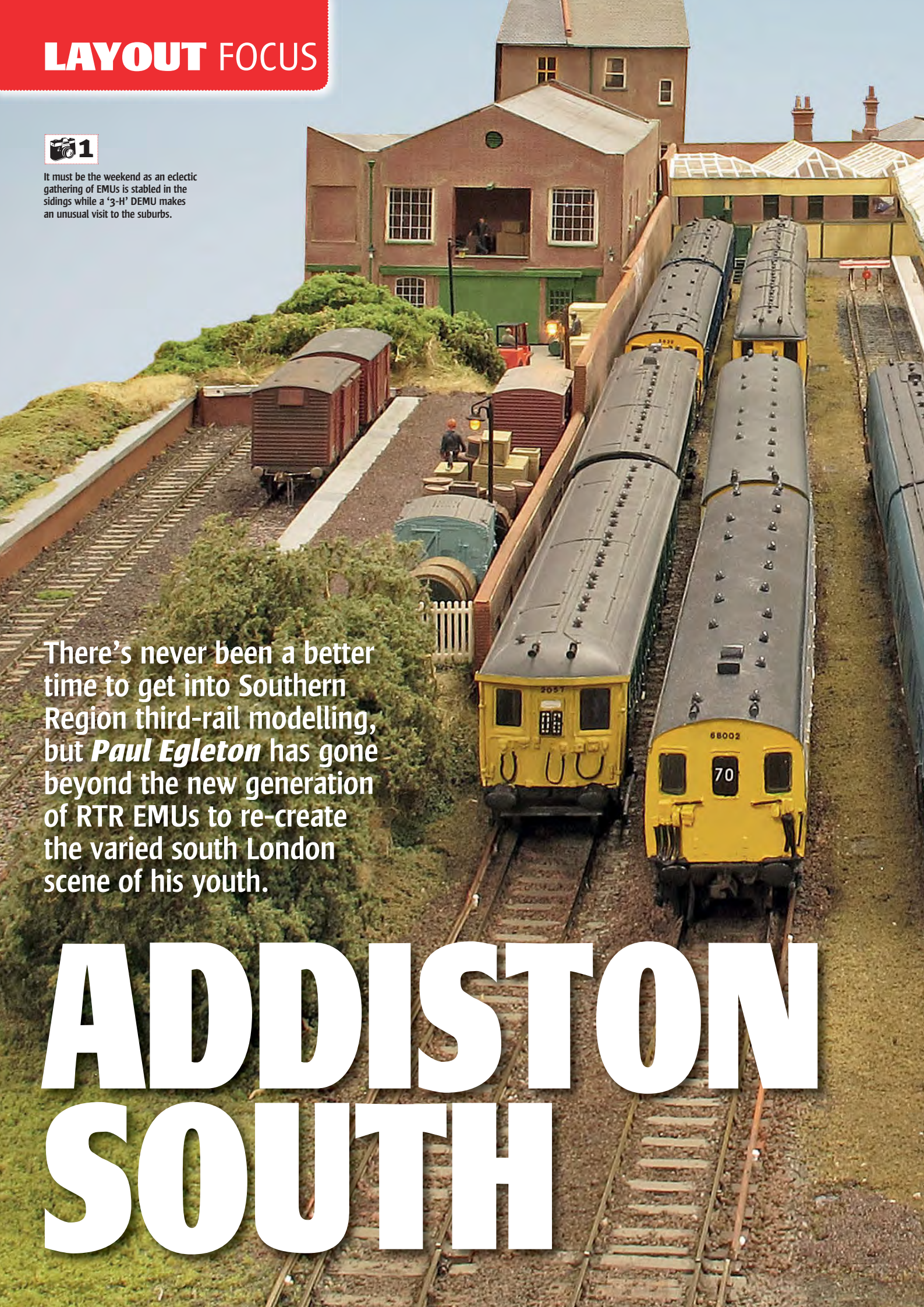
DCM-RR6A Rolling Road - Active Set - 6 Way - For OO, N, HO, TT Gauge - See Description (ex DCP101) (DCC) £61



It must be the weekend as an eclectic gathering of EMUs is stabled in the sidings while a '3-H' DEMU makes an unusual visit to the suburbs.

There's never been a better time to get into Southern Region third-rail modelling, but **Paul Eggleton** has gone beyond the new generation of RTR EMUs to re-create the varied south London scene of his youth.

ADDISTON SOUTH



FACT FILE

- **Scale/Gauge:** 4mm to 1' scale, 18mm gauge EM
- **Size:** 12' x 2'
- **Era/Region:** Late-1960s/early-1970s Southern Region
- **Location:** South London
- **Layout Type:** Fiddleyard to terminus
- **Words:** Paul Egleton
- **Photography:** Andy York





I have always been a Southern Region fan. Having been born in Croydon in the 1960s I travelled many times between Thornton Heath and Norwood Junction or East/West Croydon on SR EMUs. Passing the major maintenance depot at Selhurst must have left an impression on me at an early age.

My parents moved to Basingstoke in the late-1960s and so my early trainspotting years were spent at that station watching 4-REPs and 4-TCs plying their trade between Waterloo and Bournemouth.

Although many spotting trips were later made all over the country with the Inter-City Railway Society, I have remained an SR EMU enthusiast. I am just too young to remember the pre-war Southern Railway EMUs, except the 4-SUBs which survived until 1983.

There was still a large variety of EMU designs running in the 1970s.

I joined Basingstoke Model Railway Club in 1974 and after a short while, along with other younger members, we started the club's junior group (we are all a bit older now!) and, with the help of Tony Woodforth, built an exhibition layout called 'Rusham Park' based on Bodmin North with third rail reaching all the way to Cornwall.

A change of personnel, plus one or two additions, saw the junior group renamed as the Modern Image Group and another layout was designed and constructed, this time based on Ilfracombe, but with third-rail and called 'Southcombe'.

In 1990 my thoughts turned to building my own layout. My grandmother had lived in Lower

Addiscombe Road in Croydon, just down the road from Addiscombe station. I'd visited the station many times in the 1970s to 'cop' two and four-car EPBs and it was my style of layout, much like 'Southcombe', a terminus with carriage sidings and a small yard, so a return trip was planned.

Not a lot had changed in the years since I had last visited, although the line to Woodside and Selsdon had closed in 1984. Woodside was the only intermediate station on the 2.5 mile branch from Elmers End.

Addiscombe was still a signing-on point for drivers and retained semaphore signals with a beautifully kept signalbox and a grand South Eastern & Chatham Railway (SECR) station building dating from 1898, plus carriage sidings full of EPBs, which by then had been in service for around 40 years.

I'd visited the station many times in the 1970s to 'cop' two and four-car 'EPBs' and it was my style of layout, much like 'Southcombe', a terminus with carriage sidings and a small yard, so a return trip was planned.



MY FAVOURITE MODEL

It's a difficult choice, but I'd have to choose my kit-built Hampshire three-car DEMU (3-H, parked in the right hand platform in this view), although my kit-built MTK 4-SUB comes a close second.



A day was spent photographing and measuring the station building and with this information I spent the next six months making my model of Addiscombe station building, but due to a lack of time and space my modelling stopped.

It was the announcement that the ageing 'EPBs' were to be withdrawn and replaced by new Class 465/466 'Networker' EMUs that revived my interest in Addiscombe.

A number of trips to photograph the last of the 'EPBs' was made in 1995, but their replacements were not to be serviced at Addiscombe, so I witnessed the slow demise of this once proud station. The final 'EPBs' were withdrawn on March 31 1995 and an air of gloom quickly fell over Addiscombe. The signalbox burnt down in 1996 and when a decision was finally made to use the route for Croydon Tramlink, the end was in sight.

I was on the last train in and out of Addiscombe formed of a pair of 4-VEPs on May 31 1997. I lost count of how many photographs I took but the last one was of a very sad looking station two weeks before it was levelled to become a housing estate.

It wasn't until 1999 that I found time to continue my project, the layout was always planned to be exhibited and transporting a layout is usually a factor in its size. Mine is no different; all the boards are 3' x 2' and




Paul's collection includes several older designs of Southern EMU and BR designs such as the 2-HAP built from kits before the launch of RTR models such as the Bachmann 'EPB' and 4-CEP.



Despite being so close to London, suburban termini can be surprisingly quiet between peak times, giving railway staff time for a natter.





Beyond the station limits, an urban/industrial landscape has been built up, allowing trains to run through a short section of scenery typical of south-east London. Note the classic SR pre-cast concrete footbridge.

designed to fit into an estate car.

It was clear I would not be able to use the real Addiscombe trackplan as the train stabling shed was restricting, and I would have to compress the length of the platforms. The shed was replaced by a goods yard, hence the change of name to 'Addiston South'.

BASICS

The baseboards are of a standard solid top design. I used MDF for the tops with a 2" by 1" framing. I am no carpenter, but at least the boards are flat. A well-known Swedish furniture store provided the legs.

I had previously completed scale drawings for the station building, concourse, platform and signalbox to enable me to position them at the correct angle as the

trackplan was on a curve. By this time I'd joined the EM Gauge Society and the original idea of constructing the layout in OO was dropped to give the trackwork a better appearance. As I was planning to build all the points, this seemed like the time to change.

All the points have copper-clad sleepers and soldered rail construction as I found that C&L points aren't so easy to produce. All the plain track is a mixture of SMP and C&L flexible track laid onto a cork base with copper-clad sleepers at the end of the boards for added strength. Wiring for the section was completed using the common return method.

The next step was the point motors. I decided on Tortoise point motors which, although expensive, looked the easiest to install and have proved to be

reliable as the motors are quite big. I had to add skirting to the baseboards to hide them, but this had the added bonus of tidying up the front of the layout and incorporating the backscene.

Wiring for the point motors was completed in stages to make it easier to follow. The DC method can get a bit like spaghetti, but different coloured wires were used to help with fault finding. I built my own hand controller using a design from the EM Gauge Society (EMGS) which again has proved to be reliable. With the control panel finished the layout was fully tested and any problems were quickly resolved.

Ballasting was tackled using granite chippings sprinkled dry over the track, teased into place between the sleepers, with care taken around the points. The ballast was then wetted using a spray gun - the type used for watering plants - and a mixture of diluted PVA and a small drop of washing up liquid was added using a pipette.

Once this had dried, the ballast was weathered and the third rail was fixed into place. I used Peco components as they are reasonably easy to fit, if somewhat time-consuming because of the number of holes that have to be drilled. The finished result does look good though.

URBAN LANDSCAPING

The road and platform level was built up using MDF and hardboard. Plastic card was used to form the pavement, concourse and platform flagstones, with fine cinders from Woodland Scenics to represent the tarmac on the platform.

The backscene was painted using acrylics with the townscape coming from the Townscape range. Scenery is polystyrene blocks cut to shape and covered with a mixture of filler and brown powder paint with a little sawdust. Trees are sea moss and the foliage



'Slim Jim' 6591 - one of 12 Class 33s built to the narrower Hastings loading gauge - chatters away with a short newspaper train, making a change from the usual diet of EMUs.



LAYOUT FOCUS



07

Two visitors from the Western Region - Dapol Class 22s - thread through the urban scene. BR blue 6356 arrives with a train of 6w milk tanks, while one of the few '22s' to receive blue with small yellow panels shunts the yard.

KEY DETAILS - LOCOMOTIVES & MULTIPLE UNITS

The collection has grown over the years; far too many for a layout of this size. Classes 08, 22, 25, 33, 42, 52 and 73 all make appearances at exhibitions. All EMUs are kit-built and form the passenger and empty stock movements - the main reason for building a layout based on Addiscombe. Classes include 2-BIL, 2-HAP, 2-SAP, 2-EPB and a 3-H DEMU, all powered by 'Black Beetle' motor bogies.

I used Sprat & Winkle couplings on the goods stock for hands-free operation. They can be fiddly to fit and are not prototypical.



08




09

Retaining a goods yard allows a greater variety of trains to be displayed on the layout, from an '08' to main line locomotives such as a 'Western' on a parcels train.

is from Greenscenes and Woodland Scenics. The previously built station building was added and with reference to the numerous photographs taken, the rest of the station building along with the canopy was completed. The SECR signalbox, like the station building, is scratchbuilt in plastic card. Larger buildings are constructed out of 2mm MDF to form a shell, then overlaid with brick embossed plastic card. The warehouse is based on one near East Croydon station, while the goods shed is a smaller version of the one at Chichester. Semaphore signals are operated by servos, after unsuccessful ventures with memory wire.

The layout is designed for one-person operation and is fun to run at exhibitions. I enjoy chatting to visitors, receiving comments both good and bad, but all helpful. I have tried to re-create a part of Addiscombe as I remember it; sidings full of EMUs with their compressors ticking away, the smell of warm oil, the peacefulness of the station and the friendly staff who always had time and a coffee for you.

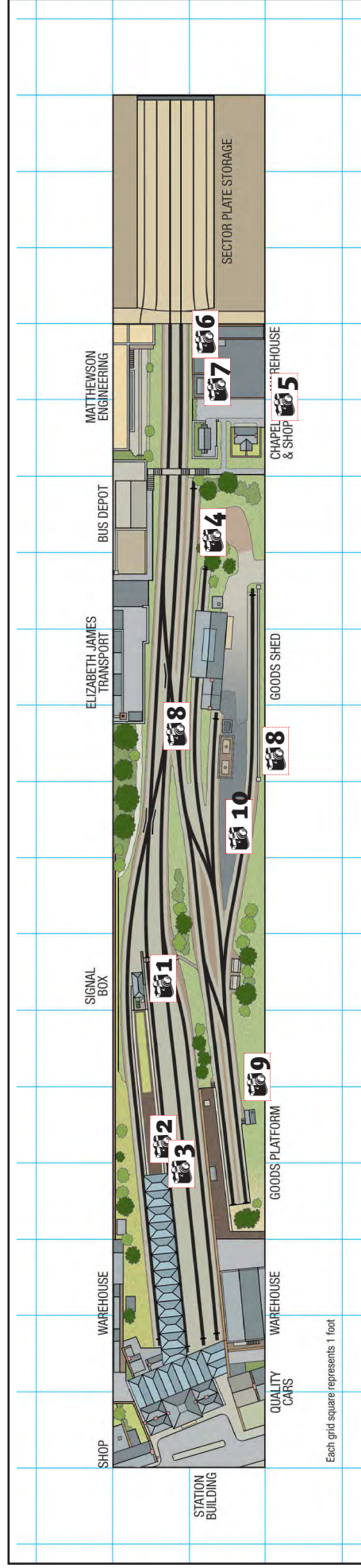
'Addiston South' is now over ten years old and is beginning to show its age, so the future is possibly a Mk 2 version, but this time with DCC and sound. My thanks go to the men and women of Addiscombe for their help, to John Smerdon for his invaluable assistance over the years, his wife Tracy and my partner Gaynor Bassett, who appears to run the layout's fish and chip shop, for her understanding. **BRM**



Traditional railway infrastructure could still be seen around many stations into the 1980s, even if it was no longer used for its original purpose.

LAYOUT FOCUS ADDISTON SOUTH

See this
layout at the 20th
Festival of British
Railway Modelling in
Doncaster on
Feb 13/14!



Sanfordson

FACT FILE

Paul Egleton

I am a member of the Basingstoke & North Hants Model Railway Society (B&NHMRS), part of the Diesel & Electric Group which I visit once a week. This, along with any spare time at weekends, is when I tend to do my modelling. The club is a good source for help with most problems. Over time I have learnt many skills as a member including point-building and kit-building. I visit or attend a number of exhibitions during the year and as I enjoy kit building I tend to buy from the more specialised traders, but always lookout for the bargains.



The station's glass canopy is the most intricate and distinctive feature of the layout - it is based on the South Eastern & Chatham Railway original which stood at Addiscombe until the late-1990s.



Evidence of human activity can be detected at various points around the layout, including in the factory yard. Stacks of pallets and carefully positioned figures help to give an authentic look.



Road vehicles of the right type and in correct liveries are important if you're trying to achieve an authentic period look - there are plenty of 1970s and 1980s vehicles available now.

THE NATIONAL COLLECTION IN MINIATURE SERIES

Limited Production BR Class 55 'Kings Own Royal Light Infantry' and English Electric DPI EE: 2003

In celebration of the Deltic's 60th Anniversary 1955-2015



Each model available in Pristine & Weathered finishes plus Sound



IN STOCK NOW!



AVAILABLE EXCLUSIVELY FROM:

www.locomotionmodels.com the NRM's on-line model shop
or the Locomotion museum shop in Shildon **Tel: 01388 771413**

STATION
ROAD

00 Scale

4GROUND

TRACKSIDE AND WATERWAYS

DESIGNED &
UK
MADE IN THE

Fully featured laser cut
kits with pre-painted parts
as standard.



"This is really good stuff.
I'm looking forward to
seeing more." - Phil Parker
MRE

www.4groundtrackside.com

HAVE YOU ASKED YOUR LOCAL MODEL SHOP IF THEY STOCK 4GROUND



HOW TO BUILD A...

RESIN

SHOPPING LIST

- **Ayjay Models**
Bulleid Class 70 kit - £150
W www.southernregionmodels.co.uk
- **Hornby Railroad**
Class 40 chassis components - RRP £84.99
- **DC Kits**
FS0941 1.5kV DC sprung pantograph - £11.50
W www.dekits-devideos.co.uk
- **Eileen's Emporium**
Short handrail knobs (LF4HRK3) x 2 - £3.50
045mm Brass wire (BSW045A) - £3.00
W www.eileensemposium.com
- **Replica Railways**
MU Front End Components (two packs required) - £4.95 (horns used only)
Standard Arrow waterslide transfers - £145
Rub down number transfers - £345
W www.replicarailways.co.uk

Resin kits can offer an easier alternative to brass when building complex models, as **Phil Parker** demonstrates with this Bulleid/Raworth 'Booster' electric by Ayjay Models.

Building a large electric locomotive might seem a challenging job, but Ayjay Models has made it quite simple by using RTR chassis components and fitting them inside a resin body. All the potentially scary mechanical work is reduced to unclipping components from a donor model and clipping them into the kit parts. If the donor model runs well, so will the finished kit. All that the modeller really needs to work on is the body and as that is a single piece moulding, it just needs detailing - adding handrails and a pantograph.

This kit limits you to either a very early version of these pioneering SR

electrics - nicknamed 'Hornbys' - or a late one, as I've done here. The ends don't have marker lights and adding them would be a challenge. On a more complex brass kit I'd expect the option to open up a wider range of possibilities.

Having said this, painting was the most painful part of the job. I doubt there are many modellers who would struggle with the building part. Costs can be kept down by raiding secondhand stalls for the chassis and pantographs.

You might even have something suitable around the layout which has been replaced with a better model, so you will only need to buy the body kit. **BRM**



Painting was the most painful part of the job. I doubt there are many modellers who would struggle with the assembly.

While resin has its limitations, the kit is relatively straightforward to assemble and runs well thanks to its RTR chassis components.

'HORNBY'


STEP-BY-STEP GUIDE

1



Moulded in resin, the kit consists of a body, chassis and bogie sides. They are all quite sizeable with little flash to remove. There's also a bag of staples to be used as handrails and some clear glazing.

2



Mechanical components are taken from a Hornby Railroad Class 40. I bought the TTS sound version and I'll use the chip in a different locomotive. Both bogies are required and these unclip from the Hornby moulding.

3



Before starting work, the instructions recommend giving the resin parts a good scrub in washing up liquid to remove mould release agent. Warm but not hot water is the order of the day as resin can deform if heated enough. Rinse and dry the parts after cleaning.

4



Fitting the new bogie sides simply involves unclipping the plastic ones and replacing them with the resin versions supplied which clip into place.

5




If the centre wheels fall out of the bogie when transplanting it, make sure you put them back the right way around. Only one wheel per axle is insulated, the plastic ring is easily seen. Make sure the insulated and uninsulated wheels are all on the same side.

6



No provision is made for couplings, but drilling a 2mm diameter hole in the front of each bogie and opening it to a rectangle with a knife and file allows the tension lock to be glued. I didn't use the NEM box, just the tail of the coupling. Check the height against another item of rolling stock before drilling.

7



The chassis and bogies are painted, then clipped back. To wire it, join all the reds together, then all the blacks. DCC users can re-use the existing wiring if they bought the chipped version.

PRACTICAL BRM



STEP-BY-STEP GUIDE



8




Bodywork starts by removing two spacers moulded inside. These are used to keep the body straight when moulding takes place, but they are now in the way of the chassis. Saw down the sides and then snap them away, cleaning up the remains with a knife.

9




A few small blow holes in the moulding are dealt with using fine filler. It's best to leave it to dry fully overnight before sanding it back to a smooth finish.

12



On the sides are more brass wire handrails. Before fitting, I draw a pencil line for the handrail and use it to drill a hole for a support halfway along. The support wire is pushed through from the inside to touch the handrail and is superglued to it, then cut flush inside the body.

13



A spray of car primer shows up areas that require filling or filing. Try to do this on a warm day for a smooth finish, on a cold one such as the day I did it, the surface can end up slightly gritty.


PANTOGRAPH OPTIONS

The locomotive requires a diamond shaped pantograph, which isn't supplied. Although an option is suggested, I found a couple of other possibilities.




Identical in size to the DC Kits version, the Pocher HO scale French class CC7107 has two pantographs. With large numbers of these locomotives produced, finding a tatty second hand one shouldn't be too difficult or expensive. Look in the boxes under secondhand stalls. This one has a smashed bogie making it worthless and a good source of spares.

The suggested version is from DC Kits. It folds down correctly and is fitted to the model with a single screw in the centre. Insulators locate on lugs under the metalwork. To make the mechanism fold down properly, the outer edges of the head need to be bent up slightly and overlap the well in the roof.



The most accurate choice would be a kit from Judith Edge Kits. This is an advanced option as producing a working model demands excellent soldering skills. The top half is built from wire, so it's not an easy option but at £7 plus P&P, it's the cheapest.

10



Left Staples don't look as bad as handrails, but those either side of the cab doors should have handrail knobs. Some short knobs and 0.45mm brass wire is the best way to do this. Dimples are moulded into the bodysides to guide a small drill bit.

Right I'm adding the front handrails from round section. The vacuum hose is a length of electrical wire with the last 2mm stripped and fitted to a hole in the pipe bend. The horns are plastic spares from Replica Railways. Not all were fitted to this location.

11



14



After painting, the windows need glazing. Vac-formed inserts for the cab windows are provided and these need to be cut out and glued in place. Oddly, nothing is included for the cab doors or side window, so for consistency, I'm using Micromark Krystal Klear all round.

15



Fox Transfers produces two types of destination blind numbers. The clear version is for black painted blinds. The black versions are for anyone who has cut out the centre of the box and installed lighting. I didn't have time to do this although using a square, white LED, it shouldn't be too difficult.

PAINTING


As it is, I chose to model the locomotive found on the cover of *The Southern Way* book which is BR Blue. With a deadline approaching, I decided that Humbrol Acrylic paints were a fast drying option. Sadly, this wasn't the wisest of choices - over grey primer, the blue looks very dark. A coat of satin varnish then made it even darker. Even using a fresh pot, it sprayed poorly needing lots of thinners and consequently, many, many thin coats. Next time I'll go back to enamel paints.

Livery options are limited by the version chosen, which has route code panels. Extensive remodelling work is required for BR black or green locomotives.



THE VERDICT

Compared to a modern RTR locomotive, my model loses out as the moulding detail isn't as fine. However, trundling along on a layout, it will look the part and give you something different in the locomotive stud. Just remember to memorise its history as the class isn't well known and people will want to know more. Turn over for a potted history and archive photographs of this unusual subject.



BR green 20001 approaches Clapham Junction with the 1714 Newhaven Marine to Victoria boat train on June 8 1964.
BRIAN STEPHENSON

SR 'BOOSTER' ELECTRICS

Phil Parker looks back at this trio of pioneering main line electric locomotives and discovers a fascinating story for modellers and enthusiasts.

The Southern Railway invested heavily in electrification to handle EMU commuter traffic. Although these trains made up the largest number of services on the system, longer distance main line passenger and goods trains also operated. In 1935, the SR board began investigations into electric locomotives to operate these trains.

Designing a machine suitable for use on the SR third-rail system wasn't easy. The conductor rail isn't continuous, there are large gaps - around pointwork for a start. EMUs had collector shoes along the length

of the set and there was always at least one in contact with the 'juice'. Not unlike model railways, the more pick-ups, the more reliable the operation. A locomotive is shorter and so could potentially find itself stranded in longer gaps.

To resolve this, initial thoughts involved installing batteries, but eventually a mechanical solution was found with a flywheel - called a 'booster' - to power a generator in the locomotive and keep the motors going when no power was available. Once 'back on the juice', the generator acted as a motor and brought the flywheel back up to speed. The specification called for the locomotives to be able

to travel 100' at 12mph. It's reported that when running around boat trains at Newhaven Marine, they were good for 10-15 minutes of independence.

In yards it wasn't desirable for shunters to be tripping over high-voltage live rails, so each locomotive was also fitted with a pantograph to collect power from an overhead wire.

CC1 was completed at Ashford Works in 1941 and CC2 in 1945. Superficially to the same design, the second machine incorporated some refinements. Both operated goods trains in the Central Section from Brighton to Norwood or Redhill. A third locomotive was commissioned in 1948, this time built by Brighton

Works. With EMU design having moved on, No. 20003 had austere slab-like ends in contrast to the domed cab roofs of the first two.

In use, the trio proved very reliable with 80% availability, impressive for a non-standard class maintained on a steam-era railway. They quickly gained the nickname 'Hornbys' after the model train manufacturer.

Under the new BR numbering scheme, the locomotives became 20001-003. They were later allocated TOPS Class 70, but none survived long enough to carry the numbers.

While the 'Hornbys' might have spent most of their time working goods trains, as that traffic declined



In 1950s BR black with silver trim, 20001 departs from Chichester Yard with a goods for Bricklayers Arms on April 12 1952. Note the disc headcode system. RL COLES/RAIL ARCHIVE STEPHENSON

they were also deployed on Newhaven boat trains and occasional Royal Trains for the Epsom Derby. For these the locomotives would be 'bulled up' with gleaming white handrails and paintwork.

For modellers, even though this is a really small class, there are pitfalls and it's essential to look for images of your chosen example.

LIVERY HISTORY

The livery was initially dark grey with yellow bands, but this soon changed to Southern green. BR initially chose SR multiple unit green with a large emblem but in 1950 this gave way to mixed traffic black with a 4" silver band like the prototype diesels. In 1956, the BTC changed the livery to green with a red/white waistband. Initially this was light grey, but these were quickly abandoned and replaced with black as it didn't show the dirt. The red and white lining disappeared when 20002/003 were repainted. In 1967, 20001 gained full BR blue with yellow ends.

DETAIL DIFFERENCES

Bodywork changed throughout the locomotives' lives. CC1 was built with a two-character destination blind but CC2 was fitted with headcode lights. Later, CC1 was modified to match.

In the mid to late-1960s, all three locomotives lost their lights and gained, or regained, two-character headcode displays during overhauls. Bodyside handrail arrangements also changed, although it's difficult to see

these in the relatively small number of published photographs.

By 1969, Class 71s, 73s and 74s could handle what freight, parcels and locomotive-hauled passenger traffic remained on the SR and, as

FURTHER READING



Southern Way Special Issue No. 11
The 'Booster' Locos CC1/CC2/20003,
Noodle Books.



Modern Locomotives Illustrated No. 215,
DC Electric Locos, Key Publishing



CC1 runs light through Chichester in 1947.
RL COLES/RAIL ARCHIVE STEPHENSON

BRM MEETS... **DIGITRAINS**

Ben Jones goes behind the scenes at one of the country's leading DCC specialists.



Nicole and Jeremy Fairlie-Smith own Digitrains and provide expert DCC advice from their shop in Lincoln, which has been open since April 2014.

In the shadow of Lincoln's superb cathedral, close to where the famous Pelham Street level crossing used to be, sits a group of typical light industrial/retail units. One of these is home to Digitrains, one of the country's leading specialists in digital command control (DCC) for model railways. It's been the company's HQ since April 2014 and is just a short walk from Lincoln Central station - quite a contrast to Digitrains' original home in a small village.

It's been a good move for Jeremy and Nicole Fairlie-Smith, who took full control of the business

this year after the retirement of the other founding partner, Chris Town. Visits to the shop have increased greatly and despite long-term roadworks around the area, Digitrains is fast becoming another 'destination' for railway modellers looking for a day out.

With Nicole and Georgia busy fielding enquiries in the shop, I distract Jeremy from fitting sound decoders for a few minutes to talk about how it all got started.

"I was originally a motor mechanic" he starts. "I've always been into anything with engines,

wings or wheels, and I loved being a mechanic, but it's a physical, young man's job. I was in the pub one night with Chris, who was frustrated by the shortage of good DCC stockists, and we said 'we can do that'.

"Until the business really got up and running I continued to do my day job, but by 2008 we were so busy that I gave up and went full time with our business. Nicole was drawn into it gradually by helping at shows, setting up and running the IT side and the stock control system.

"When Chris retired we needed new premises

We also attend a lot of model railway shows, to demonstrate equipment so that people can 'try before they buy.'

as the previous site was at his house" Jeremy continues. "Moving into Lincoln has increased the footfall, given us more space and encouraged many more people to come and see us."

These days there are plenty of companies advertising themselves as 'DCC specialists'. What makes Digitrains different?

"We've specialised in DCC support from day one, something which daunts many others and they soon drop away. We learned the difficult stuff first, and provide knowledge, support and advice that most places just can't match. In this way, we've built up a solid base of regular customers, particularly amongst older modellers who struggle with the complexities of DCC. We don't laugh if you make a basic mistake - everyone has to start somewhere."

At this point Nicole adds; "If we don't know, we won't waffle, we will find out the answer for you. We never make a promise we can't keep or tell you a product is cheap when it's not. We look after people in the way we would want to be treated."

"We also attend a lot of shows to demonstrate equipment so that people don't have to come us to 'try before they buy' adds Jeremy. "As well as that, we also offer an extensive decoder fitting and sound service, including our own exclusive recordings produced with Paul Chetter."

"Nobody knows more about Zimo than Paul. He can make its decoders do more than anyone thinks they're capable of," he adds. "Our sound recordings use four microphones over an eight-hour shift, recording everything. We then have to condense those 32 hours of sounds into three to six minutes of sound packages for the decoder."

As anyone who has encountered DCC will know there are hundreds of product lines and an almost endless variety of decoders, control systems and accessories. What are the most popular lines in the shop?

Without hesitation Jeremy responds: "NCE PowerCab and Zimo decoders. ESU's ECoS is the second most popular control system, along with the basic Digitrax Zephyr, but PowerCab outsells all the others put together. It's the cheapest system that does everything properly and it's easy to use."

"Digitrax from the USA is hugely popular too. It's



The well-stocked shop features much more than just DCC equipment - almost everything the busy modeller needs.

robust, cheap and has a good warranty. It's basic, but it works well and quality kit sells all day.

"On top of that we sell lots of Bachmann locomotives, Metcalfe kits and the latest Hornby models are great too. Although it's popular with a few users, Lenz DCC equipment moves slowly these days."

Digital technology is constantly evolving, often rendering equipment obsolete almost before it has taken root, and that applies to some aspects of model railways too. How do Jeremy and Nicole see the hobby, and their business, evolving over the coming years?

"From our point of view it's all about sound. That really sells DCC" confirms Nicole. "Once you've got one sound locomotive you want more and the novelty hasn't yet worn off. If anything it's growing. Every new release stimulates new demands from customers for the right sounds."

Nicole adds: "The shop is going to evolve now that Chris has retired. Our knowledge base will

change. We take a couple of calls a week about high-end automation but it's not one of our specialities. There are a serious complexities and high costs involved in full automation. Although beginners sometimes come in with grand ideas about what they want to achieve, they often get put off by the difficulties. It's really for a small, dedicated hardcore of tech enthusiasts."

"As for the future, DCC works so well as it is, especially now with smaller and more powerful 'Stay Alive' units that we can't see anything replacing it for some time yet."

Jeremy goes on to say: "There's not much clamour for radio control at the moment, except perhaps for garden railways where DCC and sound is required."

What about the wider hobby? Do they see any trends developing amongst their customers?

"Fewer people are building kits or from scratch, DIY painting and renumbering seem to be dying out, but scenery products are increasingly popular. We sell a lot of Woodland Scenics products" says Jeremy.

"We stock what people ask for - we're customer-led" he continues. "It's not quite so easy at shows because we physically can't take everything, but if we don't have it we will get it to you asap."

And you can't ask for more than that from a model shop, wherever you live. **BRM**

CONTACT DETAILS

Visit the shop at:

A 15 Clifton Street, Lincoln LN5 8LQ

T 01522 527731

W www.digitrains.co.uk

Please note, the shop will be closed from 1400 on December 24 until 1000 on January 4 2016.

OR See them at the following exhibitions

- ▶ November 28/29 - Warley NEC (see page 46)
- ▶ February 6/7 - Stafford
- ▶ February 13/14 - Festival of British Railway Modelling, Doncaster Racecourse
- ▶ February 26-28 - Model Rail Scotland, SECC Glasgow
- ▶ March 5/6 - Preston
- ▶ March 19/20 - London Festival of Railway Modelling, Alexandra Palace
- ▶ March 26-28 - York Racecourse



Examples of all the major DCC systems are available in the shop so that customers can test them before purchasing.




WATERFRONT

Phil Parker shows how he made the industrial boats and canal basin at the front of 'Ruston Quays'.

The last couple of instalments of the 'Ruston Quays' saga have seen me working from the back to the front of the layout. Now it's time to get cracking on the front. To date this has been a dumping ground for tools, but I'll have to be tidier as I'm now filling the canal basin with water and boats.

Our basin isn't used for trans-shipping loads from water to road or rail, it's really just a wet hole poking into an industrial area. The real action is happening on dry land. Even though it's in reasonably good shape, for the time, maintenance is reduced and decay is starting to set in.

In places such as this, sunken boats were common. Those with no more work and no value would be left to rot. Photographs show the cabins poking forlornly out of the water surrounded by weeds. That's a bit too grim for me, so instead I've brought in a dredger and supporting vessels for visual interest. So, it's on with the wellington boots and time to add the wet looking stuff. **BRM**




Setting the layout in the late-1950s or early-1960s means we are in a period when canals were out of favour. There was some bulk traffic, but for the most part, waterways were considered old fashioned and many were filling up with weeds and rubbish. When you built a house near a canal that backed on to the water, you tried to pretend it wasn't there. Contrast that with today's reinvigorated system where you pay a premium to look over water and watch boats go by.

STEP-BY-STEP GUIDE

CREATE A CANAL



Water on a calm day is flat, so the wooden canal base is covered with a generous coat of household wall filler and sanded down. Any dips are then filled and re-sanded. It's a messy job, best carried out in the garden on a warm day.



Above For my banks, I'm using sheets of blue foam from 4D Modelshop which are scribed to represent stone, as shown on this month's DVD. I cut the material into strips and emboss the surface with a fine tool. Embossed plastic sheet or scribed cardboard can also work.


Left Canal water is brown so I'm using appropriate colours from DIY store emulsion match pots. You need to arm yourself with a selection of mid and dark browns, plus a dark grey. Start with the lightest colour and paint it over the filler. Then add the darker tones with a sponge, graduating the colours to become darker away from the bank.

T DIORAMA

Are well-worn working boats ugly or beautiful? Whatever your feelings, these are certainly eye-catching at the front of the layout.



With the foam painted with Humbrol 121 - a pale stone colour - it can be stuck into place around the edges of the basin. The foam is flexible enough to fit into the curved areas, but you need a fast acting glue or a method of holding the springy material in place.



After a wash of dark brown paint to weather the stone, I'm adding weeds using the Lifecolor Lichens & Moss kit. The coloured glue fixer liquid is added, then an appropriate colour powder is added over it. I find using a small spoon to tip the powder into the fixer is the easiest method on a vertical surface.



The water is nothing more than Ronseal Yacht varnish from a DIY store. A coat before fitting the foam sides and then half a dozen more once the boats are in place does the job. The varnish is slightly yellow which gives an illusion of depth. Separate the boards before doing this.

PRACTICAL BRM



WHAT WE USED

Langley Models

W www.langleymodels.co.uk

MB24 - Grafton Steam Grab Dredger - £42.45

MB25 - 62ft Canal Barge - £31.00

Wills - see your local stockist

SS91 - Lever/Ground Frame - £7.50


STEP-BY-STEP GUIDE *continued...*

7



Wind some wire around a screwdriver and then cut it to form rings. These are anchored to the ground by a second length of wire folded back on itself and poked into a glue-filled hole. The ring needs to be free to move when the boats are tied up.

8



Using some thin thread, I'm tying each end of all the boats to the mooring rings. To stop the thread becoming hairy, it's rubbed on a wax block. Knots should be tied so the boat can be cast off from on-board. I fix each one by running superglue into it.

STEP-BY-STEP GUIDE

DREDGER & LIGHTER

In my opinion, the most interesting things afloat on the canal system are dredgers used to keep the waterways clear of silt and rubbish. Building one of these is a serious challenge, but Langley Models has released a kit for a Grafton 45 ton steam dredger.

Made from resin and whitmetal, many castings from its existing range have been used to keep the price sensible - the cab is from an AEC lorry. The

prototype has a single large boiler in the cabin, but the model includes an optional small boiler to fit on the swivelling platform. I left this off my version - it will find a new home elsewhere on the layout.

Removing the spoil dug up by the dredger requires another barge, or lighter. For this I've used a Langley kit as it's an ideal companion.

1




Inside the box is a one-piece moulded hull and whitmetal parts - some in bags as they are small and easy to lose - plus chain and thread. The hull is scrubbed in water to remove the mould release left on it. The whitmetal parts should be cleaned of flash, although there was hardly any on the ones I received.

2



Around the winch is a guard which splays out and doesn't wrap around the raised area. I'm using low melt solder. Epoxy resin glue is just as good, but slower. To bring the model closer to the prototype, I'm covering the roof with thin corrugated iron sheets.

3



The winch gear starts with fitting a side to the floor, then trapping the spool with the second one. I'm checking that the whitmetal shafts fit thorough the holes, then threading the cogs on. I found one cog needed to be trimmed to fit properly. Superglue placed on the end of a pin fixes everything.

4



A hole has to be drilled through a large block for the grabs to hang on. Everything is located with brass wire and cut to length once all the parts are fixed. A Y-shaped yoke keeps the grabs closed, but with some modification you could have them open.

5



On the prototype, a tall cabin chimney is prominent. A length of brass tube replaces the whitmetal parts. To represent the hinge that allows the boat under low bridges, a slot is cut in the tube and filled with a square of plastic sheet. More plastic makes a rest for the folded pipe.

6



No controls are provided for the operator. They look like signal levers, so I'm modifying the Wills plastic ground frame kit to do the job. It fits in behind the shield. From the little information I have to work on, it seems there were four levers, which is handily what the kit

7

A simple glue joint holding the heavy metal cabin and boom to the resin hull isn't going to last long when the layout is bounced around, but drilling a hole and using a nail to hold the two together along with a dollop of epoxy does the job.



8




Thread is provided for ropes, but I find 0.5mm elastic thread sold for bead jewellery easier to use. It can be pulled tight when tying, then relaxes but doesn't sag. A drop of superglue on each knot is recommended and using tweezers helps.

9



There isn't much to do with this kit, whitemetal cross pieces and posts are superglued into the resin hull. I trimmed a couple for a good fit, but it's only a few minutes work.

10




Only the rudder needed modification as it sticks below the waterline when fixed to the sloping stern post. A trim with a razor saw or coarse file takes care of this.

11



After a scrub in the washing up bowl to remove traces of mould release agent, a spray with car primer paint shows any joints that need a touch of filler.

12



Painting anything to look like old wood is a challenge. The Weathered Wood set from Lifecolor is an excellent start. Starting with a base coat of 'Cold Base' over the model, I'm applying a wash of Warm Base, finishing off by dry-brushing Cold Light Shade along the wood grain and around the vertical posts where ropes would wear the surface.

ARE THESE KITS ANY GOOD?

The completed models look the part and to produce something more accurate would require a much greater investment of time and a higher level of skill. I can recommend them. The instructions recommend five-minute epoxy glue or superglue for assembly, but for the larger castings I prefer low-melt solder for speed and strength.

DID YOU KNOW?



Bantam tugs were built by E.C. Jones & Son (Brentford) between 1951 and 1969. At peak production in the 1950s they were launched at the rate of eight per year and 91 boats were produced in total. Each boat was fitted with a hand-cranked two-cylinder Lister diesel engine producing between 21 and 40 horsepower.

Despite being called tugs, they were designed to push boats as this is nearly twice as efficient as pulling them. To do this they had a large metal fender on the front with wooden posts to protect the steel. A small towing eye was fitted under the rear doors.

British Waterways was the largest customer for Bantams with 20 vessels of various designs on the books. They were particularly popular for working with dredgers.

Several tugs survive in preservation. The best known, and most colourful, is *Bantam IV* to be found at the London Canal Museum, near St Pancras station. To read more about these interesting vessels, visit www.bit.ly/1VDnpqh



Boats provide a perfect counterpoint to land-based rail and road operations at the front of layout, as well as being a fascinating subject in their own right.



HOW TO...

SCRATCHBUILD A BANTAM TUGBOAT

Both the dredger and lighter in the canal basin are unpowered. They need a small tugboat to move them around but there is nothing suitable available in model form. This is a great opportunity to try scratchbuilding something from styrene sheet.

Scratchbuilding is a term that terrifies modellers. I'm sure there are people reading this who think I'm nuts for even suggesting it. But when your model needs to look OK and not actually work, it's a great opportunity to mess around with some plastic and glue. The materials are cheap so if something doesn't look right, make it again until you're happy. Don't forget that a coat of paint covers a

multitude of sins too and these boats worked for a living, so were often battered and dented.

Working in plastic requires very few tools - a sharp knife, ruler and some fine sandpaper being the main ones. You'll also need plastic cement and liquid glues. I used 0.5, 1 and 2mm thick plain white sheet and a length of Plastruct tubing for the circular vents.

The biggest problem is finding an accurate plan. My boat is based on a side view

drawing found at the London Canal Museum, a cardboard kit (sadly the wrong scale) from the souvenir shop and lots of photographs. From this I made up a rough mock-up and when it looked right, I decided it was right. Fortunately, designs of the real tugs varied enormously.

The plan included in this article is drawn from my model so I can't claim it to be perfect, but it's a good starting point for anyone who fancies having a go themselves. Fortunately, we only need a waterline model since the full hull is a very strange inverted pyramid shape that really would be a challenge to build. **BRM**

See Phil's photographs of *Bantam IV*.
Visit www.bit.ly/1jNKR34

Bantam tugs were the shunting workhorses of the waterways. Rugged little machines very capable of all types of work.

STEP-BY-STEP GUIDE





Bantams are very tail heavy when not pushing a load, so I'm starting the model with two layers for the base, separated at the front by a strip of 2mm thick sheet. The top layer is made slightly oversize and sanded back to match the bottom one.



A wrapper around the hull is made from 0.5mm sheet. I've cut it roughly to shape for the front and then trimmed the rest back to the deck.



Cutting smooth curves in plastic is made easier by buying a plastic compass cutter (Expo Tools £4.50) or a pair of compasses from your old school geometry set fitted with two points. Either way, scribe halfway through the plastic and then snap the sheet along the line.



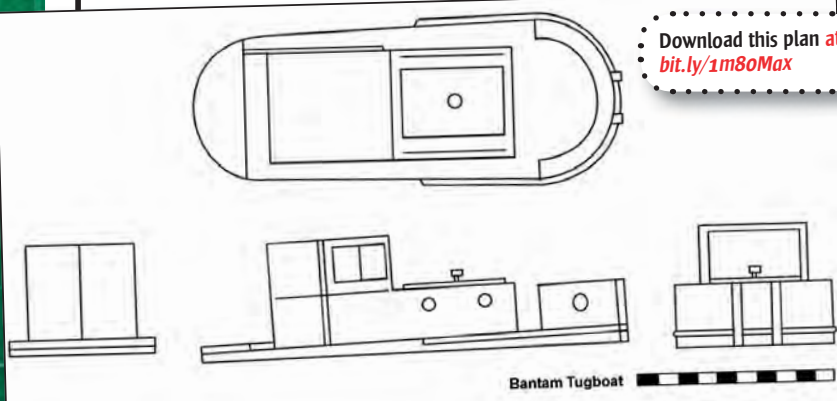
Above If I'm not certain how large the model should be, I make a cardboard mock up, chopping the bits around until the proportions are correct. My first attempt at the cabin was too tall but some scissors and sticky tape sorted this out.

Left The circular vents (not portholes according to boat buffs) are slices of tube slid into holes in the sides, fixed in place with cement and a wash of solvent. Once dry, sand them back so they are just proud of the surface.



The handrails are bent from 0.45mm brass wire superglued into holes in the top and sides. The detail is limited as it's only a scenic feature, but there's potential for lots more work if you are enjoying the build.

Download this plan at
bit.ly/1m80Max



PROTOTYPE INSPIRATION

CANAL BOATS AND THEIR SURROUNDINGS

Not all boats on the canal are pretty leisure cruisers or traditional narrow boats loaded with coal. There are many vessels that keep canals working and make interesting projects for modellers.

With rudimentary superstructures, scratchbuilding from card or plastic shouldn't be difficult. The hardest job is often the hull, but most of that is hidden under the water. A less than perfect paint job is ideal too - these are hard working boats, so dirt, rust and dents are part of their appeal.



Towpath edges on canals vary enormously from grassy banks to brick, concrete or stone blocks such as these in the centre of Birmingham. Some of these blocks measure up to four feet in length, so must weigh a fair amount, especially considering they would have been laid by hand.




Boats must be tied up if they aren't to float away. In the countryside barges would carry metal stakes to drive into the ground as anchors, but on hard surfaces, metal rings were commonly provided. Basins accommodating large vessels would have cast bollards but these weren't required for lighter narrowboats.



The Canal and River Trust, previously called British Waterways, has many boats like this. It's square ended to allow workmen to get up close to lock gates and has a large well area to carry equipment. The boat is powered by a hydraulic outboard engine - essentially a tiller with some pipes around the base at the stern.



Travelling through the centre of Birmingham, this skip boat is shorter than most and might be used for carrying spoil away from worksites without road access.



With its HIAB crane and enclosed wheelhouse, this is a very modern workboat. The square-topped hull would be simple enough to build, especially with all those tyres to hide the shape. Some tools and hi-vis clad workmen on the deck would provide colour to otherwise drab scenes.



This London tugboat looks remarkably like a shortened coal hauler. You might want to start with a kit hull and cut it down. Try Skytrex or Langley Models for spares.

SHOW PREVIEW

Hassell Harbour Bridge is manned by several operators and its locomotives rack up some mileage as they complete each circuit. Look out for the shunting activities on the inclines surrounding the colliery, a complete contrast to the lengthy express trains that circulate on the main lines.

O GAUGE Stand number: D51



WARLEY 2015

Howard Smith looks forward to the biggest model railway show of the year and picks out some highlights of the 2015 NEC gathering.

The Warley model railway show has traditionally been about putting on a great representation of our hobby, with a large selection of the finest layouts from both this country and overseas. Many of the common scales and gauges are covered, with some of the more obscure ones thrown in, all accompanied by good trade support. This year's event looks set to be no different with over 80 layouts attending. It'll be a busy show too, with visitor numbers up year upon year - a good sign of the strength of our hobby. Come along and show your support for the hobby this year and visit our **BRM** stand at the same time - we've got some great subscription offers available. With so much to see and do, here's a small selection of the highlights that'll be on display. Don't miss this great model railway event - we'll see you there. **BRM**

BRM AT WARLEY

Visitors to **BRM** at stand A9 can take advantage of the following offers:

- ▶ Subscribe to **BRM** at Warley and get a free M&S voucher.
- ▶ Buy the new **BRM** Guide to Building Your First Model Railway, by Phil Parker.
- ▶ Pick up the December issue of **BRM**.



- ▶ Get a copy of Ramsay's Guide to Model Trains 8th Edition for the 'show-only' price of just £14.99.



SHEAF VALLEY RAILWAY

Ollie Reading's recreation of a preserved railway allows him to mix models of different eras. It's also proof that you don't need loads of space to build a model railway.

N GAUGE Stand number: C62



WARREN LANE

'Warren Lane' is popular with crowds as there's nothing quite like it. It portrays a busy container handling depot alongside a main line and its activities are fascinating to watch. This is its last exhibition, don't miss it.

OO GAUGE Stand number: **A44**



TOWCESTER

If you've ever wondered how lines closed by Dr. Beeching might have looked in the BR Blue era, then take a look at this layout by John Norton and George Woodcock set in Northamptonshire.

OO GAUGE Stand number: **A33**

'COAL TANK' CENTREPIECE



LNWR Coal Tank No. 1054 at Keighley in August 2014. BEN JONES

Every year the Warley show has a centrepiece display of a full size locomotive to help raise funds for new-build locomotives or simply provide entertainment. This year LNWR Webb 'Coal Tank' No. 1054 will travel to the event from its home on the Keighley & Worth Valley Railway where it is maintained by the Bahamas Locomotive Society at Ingrow Locomotive Museum.



HORFIELD

The scenically accomplished 'Horfield' is able to show prototypical length trains due to its length and four-track main line. Look out for the wonderfully weathered rolling stock and weeds growing around the platforms. See much more of 'Horfield' in February 2016 edition of **BRM**.

OO GAUGE Stand number: **D46**



DENTDALE

This Settle to Carlisle-themed layout shows how much landscape you can incorporate into an N gauge layout. Look out for the impressive Pennine architecture and lengthy trains.

N GAUGE Stand number: **C63**

ESSENTIAL INFORMATION

OPENING TIMES Saturday November 28 (0945-1800),
Sunday November 29 (0945-1700)

Early entry (0915) for advance ticket holders both days.

For more information on the Warley show, including ticket prices and booking, visit www.thewarleyshow.co.uk

GETTING THERE Hall 5, NEC, Birmingham (SatNav B40 1NT)

PRICES £14.00 (Adult) (£12.50 Advance), £8.50 Child (£7.00 Advance)




EXTREME ETCHINGS
2 Upper Dunstead Road
Langley Mill Nottingham
NG16 4GR
email: brian@shawplan.com

Come and see us
at Warley Stand
D85 Saturday 28th
& Sunday 29th
November

Specialist suppliers of the finest quality
nameplates and detailing components for the
Diesel and Electric era in 2, 4 and 7mm scales.

Visit our website at: www.shawplan.com
or our new blog pages at:
<http://shawplan.wordpress.com>



Kyteslights is the largest
stockist of model lighting in
the UK offering great lights
at affordable prices.
Check out new fully
automated traffic lights
available in both
N & OO scales.

Visit our website
www.kyteslights.com
to see the range of products
and exhibition dates.
Freepost on all orders over £25.00

MODEL MASTERS
The Inspirational
Model Railway Centre



**NOT Just a model shop for all
these products but we also do**

- Mail Order • On Line Store • Service and
Repairs • Gift Vouchers • Consultancy Service
and Advice • Layout Design and Building Service*
- Wiring and Scenics in House and On Site*

Also large stockists of Continental items

**Regardless of size or price, to customer's requirements*

**Don't forget to visit us on stand A77 at the NEC
Birmingham on the 28th & 29th November. For that
inspiration, bargain or hard to find item.**

**INTERNATIONAL HOUSE, CLIFTON ROAD,
WESTON-SUPER-MARE, SOMERSET BS23 1BW**

Monday-Saturday 9.00am-5.00pm

Tel: 01934 629717 Email: sales@modelmasters.co.uk



www.modelmasters.co.uk



Ellis Clark Trains
Unit 13 Baildon Mills
Northgate, Baildon
Shipley, West Yorkshire
BD17 6JX

WANTED

Top prices paid for your collections
of trains, diecast & tinplate

- ✓ Call, email or post a list
- ✓ All makes, gauges and ages considered
- ✓ British, Continental and American
- ✓ All gauges of kit/scratch built and live steam
- ✓ Diecast and tinplate cars, lorries, buses, planes, soldiers
- ✓ Happy to travel nationwide and view or collect
- ✓ Large collections a speciality
- ✓ Friendly and professional service



T 01274 809317
M 07799 554491
E ellis@ellisclarktrains.com
W ellisclarktrains.com

NEW
e-commerce
website
coming soon

EVERYTHING YOU NEED FOR YOUR DIGITAL RAILWAY

DIGITRAINS

Just starting out in DCC and not sure what's available?
Grown out of your system and thinking of upgrading?
Getting into sound and want to know the best decoders?

- Try before you buy
- Expert advice
- Great service
- Experience
- Major brands
- Worldwide mailing

DIGITAL COMMAND CONTROL (DCC) is one of the
fastest growing areas of the model railway hobby.


As the first new company to set up as a DCC specialist in the UK.
DIGITRAINS now has a decade of hard-earned experience to share.
Working in all the popular scales, we are here to guide you through
the often daunting process of choosing the best equipment.

We stock a wide range of products as well as offering free advice,
a decoder installation service and, we believe, the best DCC
'test drive' facility around.

Don't leave that major purchase to chance!

Why not visit our shop? Our comprehensive library of loco sounds
can be demonstrated in front of your very own eyes... and ears!

We stock 1,000s of products from
more than 30 leading manufacturers.
And don't worry if you're not digital.
We're also a traditional model shop,
holding all the major ready-to-run lines



We regularly attend railway shows countrywide. Please check website for details

15 Clifton Street, Lincoln LN5 8LQ
01522 527731

www.digitrains.co.uk
enquiries@digitrains.co.uk

GLENBURN

Archie Brown introduces us to Glasgow & West of Scotland MRC's depiction of a small Scottish village served by two railways.

FACT FILE

- **Layout Name:** Glenburn
- **Scale/Gauge:** 2mm to 1' scale, 9mm gauge N
- **Size:** 20' x 8'
- **Era/Region:** BR 1950s, Scottish Region
- **Location:** East Coast of Scotland
- **Layout Type:** Continuous circuits with off-scene fiddleyard
- **Words:** Archie Brown
- **Photography:** Archie Brown



Fierce competition between the North British and Caledonian meant that many towns in lowland Scotland were served by both, in close proximity.





The former 'Caley' line is the less important of the two railways in Glenburn, but is carried across the NBR main line and Sauchie Burn on a five-span viaduct. A WD 2-8-0 rumbles over with a short pick-up goods.

It's a model of a time period on the Scottish Region, namely 1955 to 1965, rather than any specific place.

Glenburn' represents a small village near the east coast of Scotland which has two railways passing through it. The lower, main line is ex-North British Railway (NBR), which appears from the viewer's left near to a quarry, passes two loop lines on a convenient flatter area, and then curves round the side of the Sauchie Burn through Glenburn station and on towards the Edinburgh and Glasgow line. The loops used to have NBR signalboxes at either end, but during the Second World War an LNER ARP style 'box was built at the north end. LNER style searchlight signals were installed at the same time.

The higher line is an ex-Caledonian Railway single track branch, dating back to the time when, in Central Scotland, the NBR and 'Caley' were forever making incursions into what the other saw as 'their' territory. Occasionally, they obtained running powers over the other company's lines.

In this case, the lure was the possible gain of coal traffic from Sauchieburn Colliery, beside which a small single platform halt was built. This is followed shortly after by Glenburn Upper station, which has a passing loop, a small goods shed and two sidings with a

coaling and watering stage. After leaving the station, trains cross over the NBR line and the Sauchie Burn on the Sauchie viaduct and continue on towards the industrial central belt of Scotland.

The signalling is semaphore, with LMS upper quadrant signals replacing the older CR lattice post lower quadrant signals. The line remains a backwater but has, however, survived.

Our period is mainly late-1950s and early-1960s and BR steam locomotives abound, with the occasional visit by a green diesel or DMU. That is the fictitious history of our club's current N gauge layout but there is much more to the story of its construction.

CONSTRUCTION

Until January 2015 our club had, for over 20 years, been based in a room which measured only 20' by 12'. As good as it was for our main purpose of constructing and operating layouts, the small size of these premises meant that we could only really build or erect one layout at a time. For exhibitions we had one layout in storage elsewhere and those owned and constructed by various members to call upon as needed. Only a small handful of our members actively model

in N gauge and the same small layout had been used by them for over 15 years when, in 2007, we resolved that it was time to sell it and begin work on a much larger N gauge layout. This meant that the OO gauge layout in the club had to be stored and the space given over to this new venture.

When we began planning 'Glenburn' we resolved that it would be a layout where the scenery and buildings played a major part and where simply watching the trains go by was integral to its enjoyment. The layout had to be of exhibition quality, easily transportable and with plenty of movement.

'Glenburn' is a model of a time period rather than a specific place, namely 1955 to 1965. The station and town are entirely fictitious but care has been taken to model buildings appropriate to their location.

We wanted it to be a continuous run with two levels, a townscape and large viaduct at one end and a colliery pit head at the other. When the trackplan was being developed it was reasonably simple to fit the plan to the space available. We discussed the possibility of an interchange between the two levels but chose instead to keep the main line on the lower level entirely separate from the upper branch line. The



branch line would serve a small halt at the colliery and a two platform through station further up the line. Just as the line left the station it would traverse a viaduct over the main line and curve back into the fiddleyard.

On the main line level there would be a set of long passing loops and at the right-hand end a main line station on the curve round into the fiddleyard. This separation also meant the control panel could have two distinct sets of controls for the main and the branch. A fault on one would not necessarily curtail operations on the other.

One of the benefits of N gauge is that there's scope for large scenic areas, but with a width of less than 20' in which to work (so that there was also space for us to get into the clubroom) we needed a solution which would allow the layout to be extended for shows but reduced to fit the clubroom.

The solution we devised was to ensure that, in the middle of the scenic area at the front and at the same place in the yard at the rear, the tracks would all cross the baseboard joint at exactly 90 degrees. This enabled us to construct an additional 4' long baseboard to extend the scenic area and fiddleyard for exhibition use. In addition, we built four scenic boards to extend the left and right hand ends of the layout so that there was a lot more scenery to reflect a rolling landscape with the railway meandering through it.

The extra scenic board allowed us to add the branch line sidings and goods shed and on the main line we modelled an area of embankment which had suffered a landslide and is temporarily supported by engineering works to hold back the earth. Both these features add an additional element of interest for viewers.

SCENERY & BUILDINGS

Most of the buildings on the layout are in the town area around the station. With the exception of the school, the signalbox and one of the pit



Ex-LNER classes still dominate on the old North British main line, such as this B1 4-6-0 passing through the impressive townscape with a Pullman Car train.



Most of the layout's buildings are scratchbuilt and have been chosen as they are appropriate to the area modelled.

head buildings, which are resin cast models, all the structures are scratchbuilt. A hand-painted backscene completes the picture and since the area is near the coast this includes a bay with a lighthouse.

A small hole is drilled through the backscene at the top of the lighthouse and by means of a small electronic kit from MERG and a brilliant white LED inserted behind the backscene the lighthouse lamp flashes four times then pauses at set intervals.

Points on the scenic section are operated by Tortoise point motors and in the fiddle yard by Peco point motors.

Scenery is of standard construction but we have used static grass extensively throughout. The surface of the grass is highlighted in a number of areas by the addition of a sprinkling of Noch leaf flock over sprayed photo-mount adhesive. This helps to disguise some of the baseboard joints. Many areas have had

scenic detailing to represent bushes, weeds, flowers and vegetables.


When the additional scenic board was constructed we had to bear in mind that the scenery had to match not only at both ends when it was in place but there also had to be a match when it was not in place and the gap closed up. Likewise the track and baseboards had to align perfectly whether the additional boards were in place or not. This is done by the use of engineering dowels and other metal brackets so that there is both horizontal and vertical alignment at main line and branch line level.

POWER & CONTROL

We pride ourselves in producing a very high quality control panel for all the layouts we build and 'Glenburn' was no exception. The surface of the panel is made from a sheet of 3mm thick clear acrylic.



An NCB Hunslet 'Austerity' hauls a loaded train away from Sauchieburn Colliery. The lure of coal was what originally drew railway builders to the area.



KEY DETAILS - LNER 'SEARCHLIGHT' SIGNALS



Semaphore signals on the branch are from Dapol but no-one manufactures the LNER style searchlight signals we wanted for the main line. The prototype of these signals had a single head behind which was a moving baffle with a lamp behind it. The baffle had three coloured lenses, red in the middle, green on one side and yellow on the other. When a yellow signal was changed by the signalman to green the baffle had to move through red to get to the green. This gave a short flash of red as the aspect changed and we wanted to replicate this on the model. The signals were constructed using a tri-colour LED in the head and are operated on the panel using rotary switches. It was relatively simple to ensure that the rotary switch contacts for the red, green and yellow aspects have the red contact in the middle meaning that when the signal is changed from yellow to green there is a short flash of red, exactly as on the prototype.



A Graham Farish Fairburn 2-6-4T leaves Glenburn Upper with a local formed of elderly ex-LMS non-gangwayed stock.

LAYOUT FOCUS



8

After Nationalisation, locomotives from once-fierce rivals began to be seen on each other's routes, such as this Gresley J39 passing Glenburn Upper on a pick-up goods.

Once the trackplan has been finalised it is drawn out full size but in reverse and attached to one side of the acrylic sheet. Three millimetre wide LetraLine adhesive strip is then stuck on the other side of the acrylic sheet following that diagram. When the strip has been applied the whole of that side is sprayed with paint.

We usually use blue car paint and one aerosol can will cover a large panel with two coats. When the blue has been left to dry completely, over several days, the LetraLine strip is gently lifted off, with a cut where the section breaks are located. A small piece is left at each break between sections. Paint of various colours is then applied over the lines where the strip was removed, ensuring no two electrical sections of the same colour meet anywhere on the panel. Finally when that paint is dry the small section joint strip is removed and black paint applied so that each section is separated clearly from any other. When the drawing is removed and the panel turned over we then have a smooth surface with all the paint on the reverse so it will not be worn away with constant use of the panel and can be easily wiped clean. And since the plan was drawn in reverse it is then the proper way round when viewed from the smooth side!

Holes are then very carefully drilled for all switches and push buttons required on the panel. A slip of the drill can result in a bad score on the smooth side of the panel or, at worst, a split in the acrylic which will then be beyond repair so patience is required.

Happily we have now secured much more spacious clubrooms and can erect all of our layouts at the same time. You can see 'Glenburn' at Model Rail Scotland's 50th anniversary show at the SECC in Glasgow in February 2016. **BRM**

► Our grateful thanks go to Nigel Burkin for his excellent photographs of the layout.



10

N gauge gives greater opportunities for showing railways in the landscape than larger scales, and the chance to create multi-layered scenes such as this.



9

The ex-NBR main line is designed to show off a procession of express passenger, goods and parcels trains running through the landscape.



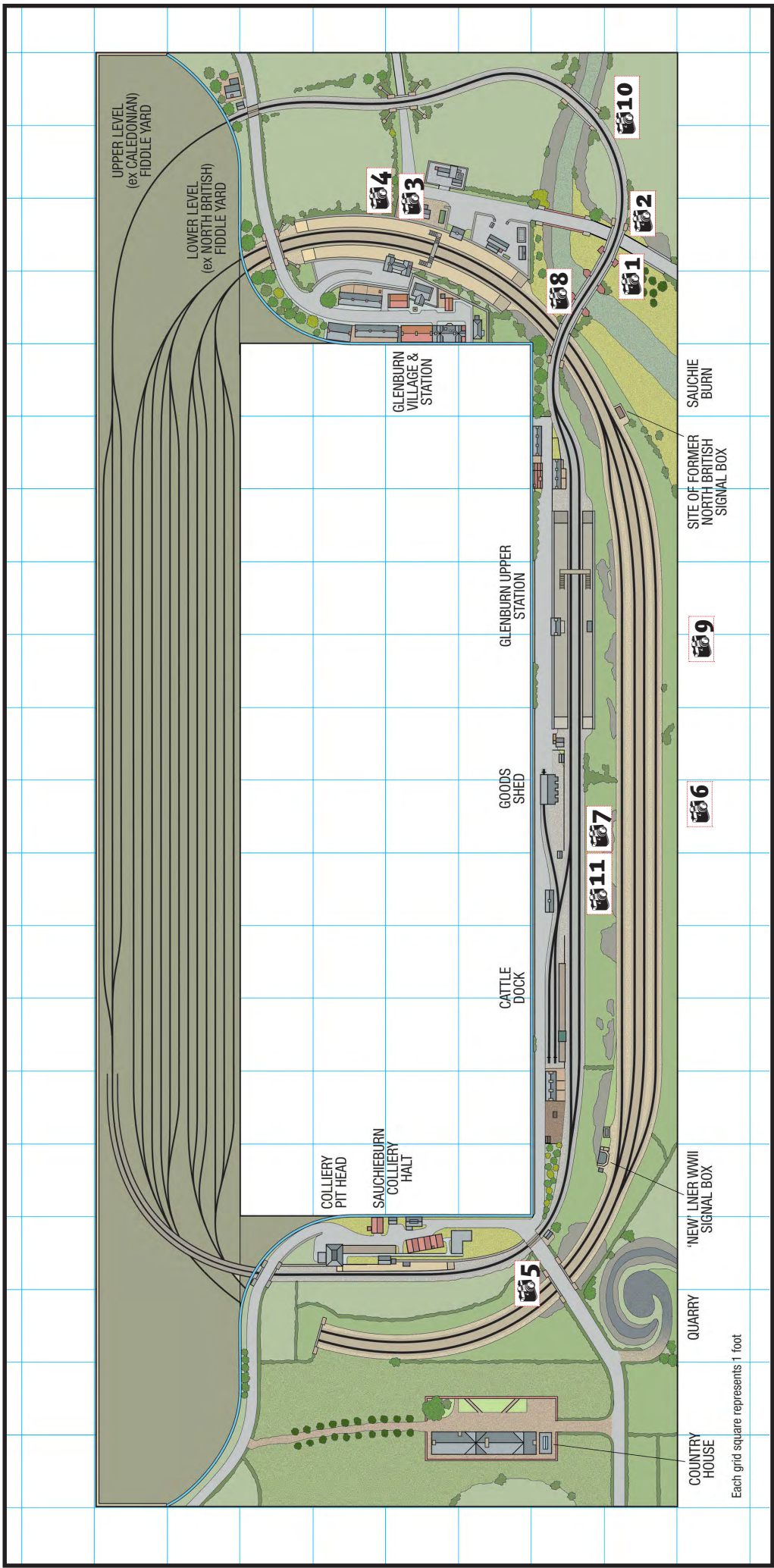
11

A glimpse of the sea on the hand-painted backscene, as an ex-works Ivatt 2MT 2-6-0 and equally smart set of Period III coaches works through Glenburn Upper.

LAYOUT FOCUS

GLENBURN

Lantern



HORNBY**NOCH****DELUXE**
Materials**SUPERQUICK**
Model Kits**New Modellers Shop**

Providing friendly advice for beginners

OXFORD
Collectable**HORNBY**

SPARES

Talpas**AIRFIX****dapol**
Model Railway Company**MS**
TRADE MARK
Acorn Model Scenics**SUPERQUICK Card Kits**

(Some of our most popular SuperQuick kits)

A5	Two Road Locomotive Shed	£10.95
A7	Goods Depot	£7.45
A10	Railway Terminus Building	£14.95
B23	Two Detached Houses	£7.45
B30	Four Terraced Cottage	£7.45



C5	Red Brick Terrace Backs	£7.45
C6	Red Brick Terrace Fronts	£7.45
C7	Red Brick Terrace Corner	£7.45

DELUXE
Materials


AD57	Rocket Card Glue	£5.50
AD62	Rocket Plastic Glue	£5.50
AD54	Scenic Spray Glue	£6.25
AC13	Track Magic (Cleaning liquid)	£7.95
AD24	Plastic Magic	£5.25
AD61	View Glue (backscene glue)	£7.50

**NOCH**

N60135	Gras-Master 2	£129
N23100	NOCH Nature Trees	£18.00



N26301	Deciduous Trees - 25 Trees	£18.50
N26306	Spring Trees - 25 Trees	£19.00
N26311	Mixed Trees - 25 Trees	£18.50
N26321	50 Fir Trees (Assorted)	£30.50
N60812	Noch Rock Structuring Set	£30.00
N60814	Noch Water Structuring Set	£30.00



N05180	Curved Tunnel, Double Track	£25.00
N02200	Straight Tunnel, Single Track	£17.00
N60800	Noch Scenery Starter Set	£26.50
N60805	Model Landscaping Set	£89.00

**Static Grass**

N08300	Spring Meadow 2.5mm (20g)	£2.10
N50210	Spring Meadow 2.5mm (100g)	£8.15
N08150	Spring Meadow 2.5mm (120g)	£9.95

Additional Colours and Heights Available

**Gaugemaster Controls**

DCC02	Prodigy Advance2	£265
DCC26	Sml 4 Function DCC Decoder	£13.45
GM200	Flexible Grey Underlay	£21.00
COMBI	One Track Train Controller	£36.00
D	Twin Track Train Controller	£79.95
Q	Four Track Train Controller	£150
WM1	Power Supply (16v AC or 12V DC at 1.1a)	£18.45



GM50	OO / HO Wheel Cleaner	£28.95
PM1	SEEP Point Motor	£5.00
PM2	SEEP Point Motor (no switch)	£4.50
CDU	Capacitor Discharge Unit	£11.50
GM26	Track Rubber	£3.00

Gaugemaster Fordhampton

GM401	Fordhampton Station Kit	£24.85
GM402	Fordhampton Signal Box Kit	£9.85
GM403	Fordhampton Footbridge Kit	£16.85
GM404	Fordhampton Level Crossing	£10.85
GM406	Fordhampton Loco Depot Kit	£18.95

Complete Range Available

HORNBY

Train Sets

R1071	Eurostar Train Set	£159
R1155	Virgin Pendolino Train Set	£149
VIRGIN TRAINS PENDOLINO		
R1167	The Flying Scotsman Train Set	£149

ID BackScenes

less than 100% of backscene shown in images

ID242	Harvest Hills (15" high)	£12.99
ID107A	Into the Town Pk A (9" high)	£9.99
ID107B	Into the Town Pk B (9" high)	£9.99
ID107C	Into the Town Pk C (9" high)	£9.99
ID107D	Into the Town Pk D (9" high)	£9.99

More Available from our Website

Website: www.newmodellersshop.co.uk Telephone: 01733 704502 Email: info@newmodellersshop.co.ukFollow us on: [Twitter](#) [YouTube](#) [Facebook](#)

UK Postage is charged at £2.95 for orders up to £14.99 & £4.50 for orders of £15 & above. Prices are correct at time of printing and include UK VAT at 20%. Prices are only valid until the 31st December 2015

NEW**THE BRM GUIDE TO
BUILDING
YOUR FIRST
MODEL RAILWAY**PLANNING • CONSTRUCTION • ELECTRICS • SCENERY
• BUILDINGS • LOCOMOTIVES & ROLLING STOCK**BUILD ONE
LIKE THIS****SCALES
& GAUGES****TRACK PLANS****EVERYTHING YOU NEED TO
KNOW TO HELP YOU CREATE
YOUR FIRST LAYOUT!**

- Trackplans • Laying track • Ballasting
 - Backscences • Buildings • Stock • Scenery
- Plus loads more...!

JUST £5.99!**www.model-railways-live.co.uk**



FACT FILE: BEAMES 0-8-4T

Designed by the last Chief Mechanical Engineer of the LNWR, H.P.M. Beames, the first of these powerful 0-8-4Ts was not built until early-1923, by which time the company had become part of the newly-formed LMS. They were basically a tank version of the famous G2 0-8-0, with a superheated boiler and round-top firebox. Obviously, there was a strong family resemblance to the earlier 0-8-2T. A total of 29 were built in 1923, plus one more in 1924, numbers being 7930-59. The first 13 were delivered in lined black, with 'LMS' on the tanksides and LNWR-style cast plates on the bunker. Nos. 7943-48/55/56 were delivered in full LMS lined crimson, and the rest appeared in unlined black. All eventually carried plain black and all had been withdrawn by the end of 1951. Nos. 47931/937 were the only two to receive BR numbers. Many of the class worked on heavily-graded ex-LNWR routes in South Wales, but others were allocated (at times) to Bromsgrove, Buxton, Camforth, Liverpool, Nuneaton and Shrewsbury. Several detail changes were made during their lives and provision is made for these in the kit. Prior to and during the construction, I consulted the works of Essery and Jenkinson, and Ted Talbot, though absolute accuracy is difficult because these locomotives were a little 'camera-shy'.

Painting was done by Geoff Haynes of Market Deeping, a friend now branching out into model-making and painting. Subsequent further research might indicate that the red-painted 0-8-4Ts had Ross pop safety valves rather than the Ramsbottom type. If so, it won't be a problem because they're only whitemetal and can be easily modified.

BRM LOCOMOTIVE

HOW TO BUILD AN...

LMS 0-8

Working in etched brass can be challenging, but the results are often superb, as **Tony Wright** discovers with this imposing eight-coupled goods tank from Brassmasters.

This impressive kit is quite complex and was designed by Allan Sibley for Brassmasters.

At source, in my opinion, it is designed for the more accurate gauges in 4mm, rather than OO. My brief was to build it in EM, though I deviated from the prescribed path in many areas, as will be described. It's certainly not a kit for the beginner or the builder without access to some quite complex tools. There are also aspects of it which I found were not to my personal taste, and these will be mentioned

Because of the relative obscurity of the class it's unlikely to ever be available RTR, so this is the way to go.

in the captions. Bearing this in mind, it can still make up into a successful representation of these unusual giants.

Though I'm happy with the appearance of the finished model, as intimated in the piece, it's my view that the kit is unnecessarily complex in certain areas. Sprung chassis are far more difficult to make than simple rigid ones, so why not make the chassis a simpler design?

The more skilled amongst us should have no problem adapting it as necessary. I admit that it's probably my lack of ability in getting articulated rods to work properly which results in lumpy running,



BUILDING CHALLENGE 2015

-4T

SUPPLIERS

Brassmasters L008 LNWR 0-8-4T kit for 4mm:1' scale, £100.00

W www.brassmasters.co.uk

A PO Box 1137, Sutton Coldfield B76 8FU

W www.markits.com (wheels)

W www.cometmodels.co.uk (motor/gears)

but why not give the end-user the option - rigid or articulated as other manufacturers do?

The need for machine tools of a high order also militates against this kit for the less experienced, and why not employ the usual tabs and slots for accurate construction found in most other modern etched kits? That it can be made into a reasonable model there is no doubt, and I suppose that's the bottom line really. Because of the relative obscurity of the class, it's never going to be mainstream and probably never to be available as RTR. So, without resorting to scratch-building, this is the way to go. **BRM**




STEP-BY-STEP GUIDE

1



As always, I began by building the chassis, and here are the component parts laid out prior to assembly. Markits wheels and components were my choice, and a Comet motor/gearbox combination.

2



The frames are designed for springing, and the horn guides had to be cleared of a slight cusp before the hornblocks would slide freely. This was a tricky operation indeed, requiring the most careful filing.

3



It's my view that a 4mm locomotive chassis should be designed as rigid, with provision for compensation/springing for those more able to contemplate such complexities. Preferring a rigid chassis, I fitted all the hornblocks, checked for squareness using one-eighth steel rods (reading the shadows) then soldered everything up solid.

4




Despite having used the correct frame spacers and fitted the hornblocks the right way round, there was nowhere near enough clearance for any side-play. The easiest way to achieve clearance was to vigorously rub the whole assembly against some coarse emery paper, glued securely to strip wood.

5



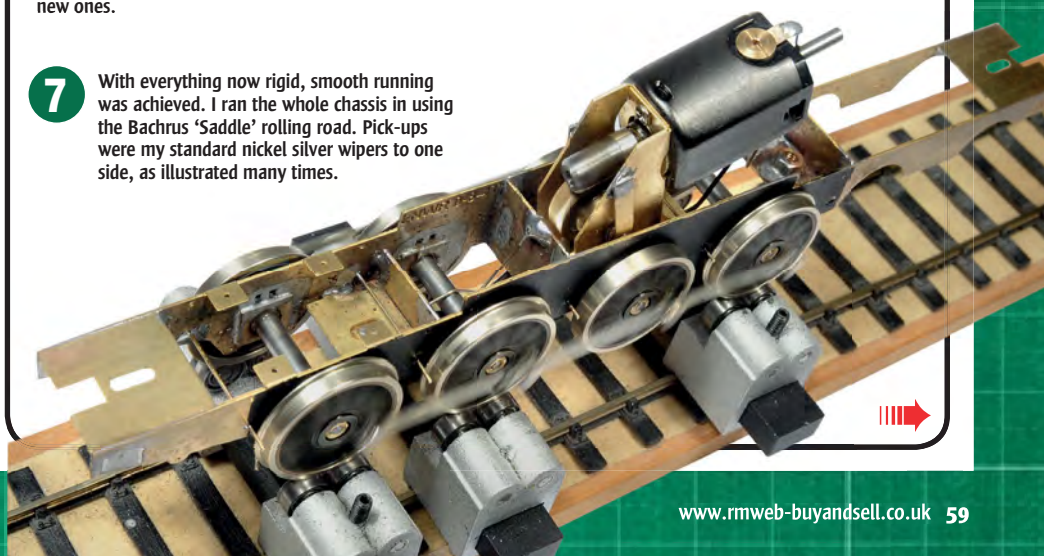
Despite having built hundreds of locomotives, I cannot get on with articulated rods. I made up the rods as prescribed, but the thing ran like a lame dog. I tried soldering them solid, but to no avail. I thus made new rods from filed-down Code 75 bullhead rail, plotting the crankpin positions using spring dividers. Holes were then drilled as appropriate. I then snipped off the redundant bosses from the articulated rods and soldered these to the new ones.

6



7

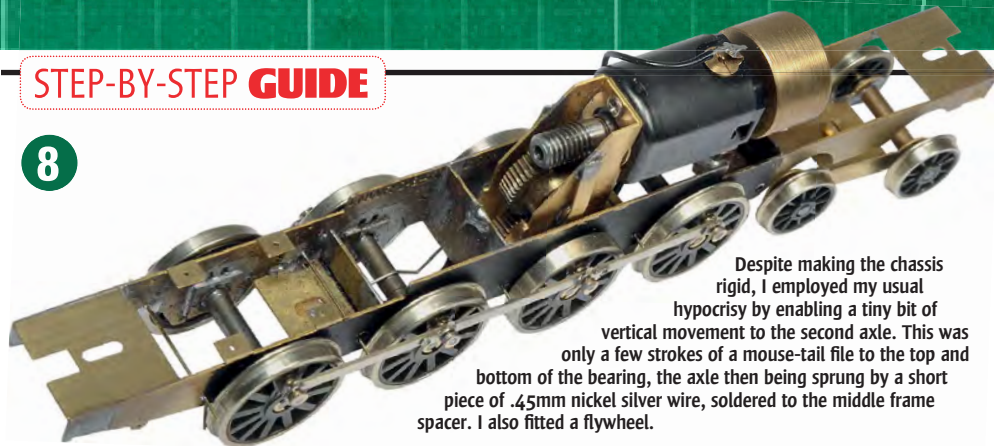
With everything now rigid, smooth running was achieved. I ran the whole chassis in using the Bachrus 'Saddle' rolling road. Pick-ups were my standard nickel silver wipers to one side, as illustrated many times.






STEP-BY-STEP GUIDE

8



Despite making the chassis rigid, I employed my usual hypocrisy by enabling a tiny bit of vertical movement to the second axle. This was only a few strokes of a mouse-tail file to the top and bottom of the bearing, the axle then being sprung by a short piece of .45mm nickel silver wire, soldered to the middle frame spacer. I also fitted a flywheel.

11



The boiler was supplied as a length of thick-walled brass tube. Cutting out the space for the motor and drilling holes for various fittings would have been extremely difficult without a milling machine/pillar drill/lathe combination (a friend assisted me). In my view, the boiler should have been supplied as a pre-rolled etch.

12



Because of the thickness of the boiler, some substantial heat (a 75W iron) and asbestos fingers were needed to solder the smokebox wrapper in place. A piece of brass wire was used to line everything up (removed before immediate adjacent soldering).

15



16



The model will run on Rob Kinsey's 'Merthyr Riverside', a representation of a modest South Wales terminus in EM. At the Stafford show in early 2015 the layout was exhibited, and I took the opportunity of doing some initial testing. Apart from a stray short (easily cured), all worked fine. I'd fixed on the sandboxes as they fitted; wrongly, as it turned out. The tops should be vertical.


19



20




21




Surely something like a four-rail coal bunker top cries out for an etching? No, it had to be made from strips of .9mm nickel silver bar, soldered to eight uprights. The sides were done first, cut to length and then the ends. Because the corners were soldered together (they should be open), I had to separate them with a piercing saw.

9

To make the bogie more substantial, I soldered brass tube between the frames to act as bearings for the axles. Note the shouldered screw for fitting it to the chassis. Footplate valances were brass square bar for rigidity, rather than the strips supplied.



10



Checking the bunker for squareness against an engineer's small square. Why it was supplied in three separate pieces defeats me; why not a simple fold-up, three-sided etch? Tabs and slots would have been a handy design feature as well, rather than just grooves for fixing vertical parts.

13




14



A slight gap was present between the boiler/firebox and the tank tops, but this was covered when the pipework on both sides was fitted.

17



How the cab sides were supposed to fit bamboozled me, for a large gap appeared to be left. I filled it in with scrap etch and solder.

18



Coming along quite nicely now with much more in the way of additions. Because I'd only superglued the sandboxes in place, these easily broke away, were filed to the correct shape and refitted.

22




Finally, cleaning up with emery paper and a scalpel. Other firms provide such items as substantial nickel silver etches, so it can be done.

23



24



Because each brake block is sandwiched between two 'banana' shaped pieces, I decided to 'jig up' for this procedure, dropping two lengths of .45mm brass wire into pre-drilled holes in a hardwood block, the correct distance apart. The sandwiches were then soldered up, the wires cut off flush and the procedure repeated. 

PRACTICAL BRM



STEP-BY-STEP GUIDE

26




All but complete, though washout plugs, boiler bands, steps, the bunker gaps, buffers, odd pipe runs, wheel balance weights, bogie springs, rear sandboxes and guard irons have yet to be fitted. It rests on an image in Ted Talbot's brilliant work on the LNER eight-coupled locomotives.

25



I topped off the bunker with thick plastic card, though at this stage I'd made no provision for filling in the space between the bunker rails and the back of the cab.


27



The finished chassis, with all the trimmings added. Balance weights between the spokes were formed of Plastic Padding, forced in when fluid and trimmed smooth when cured.


28

The underside completed, showing the various attachments. Because of the presence of the flywheel, there's no place for the backhead. However, from normal viewing angles this is invisible anyway.




29

Complete and ready for painting. The bunker gaps were filled in with plastic card and the boiler bands were made from self-adhesive PVC insulation tape cut to the correct width. The buffer heads supplied were far too small and were replaced from my spares box.



The tank filler should be a substantial rounded-off 'box', but only the cylindrical one from the 0-8-2T was provided. No matter, when covered with coal this is not noticeable.

30



Exclusive
First
Editions

EXCLUSIVE FIRST EDITIONS

Exclusive
First
Editions

YOUR FIRST STOP FOR PRECISION 1:76 '00' SCALE DIE-CAST MODELS & ACCESSORIES

WILTS & DORSET



26412

DAIMLER UTILITY BUS

NORFOLK GREEN



24823

PLAXTON MINIBUS

CLYDESIDE



20650

PLAXTON POINTER DART

SOUTHDOWN NBC



25212

BRISTOL REL BUS

NATIONAL CARRIERS



40201

ATKINSON ARTICULATED BOXVAN

BRISTOL OMNIBUS



14017

BRISTOL FLF LODEKKA

HIGHLAND SCOTTISH



17511

LEYLAND NATIONAL MKII 1 DOOR

BRISTOL



16325

BRISTOL LS COACH

FIRST GREATER MANCHESTER



28608

GM STANDARD ATLANTEAN

RAIL EXPRESS PARCELS



22914

BEDFORD TK BOXVAN

LONDON TRANSPORT



31515

RM ROUTEMASTER

UNITED COUNTIES



38124

BRISTOL VRT 1

SOVEREIGN BUSES



29634

LEYLAND OLYMPIAN

LINCOLNSHIRE ROAD CAR



33802

BRISTOL RELH COACH

SOUTHEND TRANSPORT



29807

WRIGHT DENNIS LANCE

TO FIND EFE STOCKISTS OR TO BUY DIRECT STOP OFF AT

exclusivefirsteditions.com

GET ON THE RIGHT ROAD

Howard Smith looks at some of the latest diecast models that are ideal for modellers. There's no excuse to have empty streets on your layout.

Road vehicles are important on layouts for a number of reasons - they inject life, set scenes and help to define eras far better than costumes on figures. Many layouts have roads, car parks, bridges or goods yards and at some stage you'll probably need some vehicles to place on your layout too.

So, instead of plumping for the stereotypical bus on the bridge, here are some alternative working vehicles that you might want to consider for your layout, most of which are railway owned too.



Nothing quite shouts the 1960s era like a Scammell Scarab parked kerbside. Scenes like this one in London are no longer. Rated at three tons, there could be quite a few pairs of shoes inside being delivered to the store in the background. A perfect layout diorama?

KARRIER BANTAM


VEHICLE KARRIER BANTAM - BRITISH RAILWAYS
SCALE OO Gauge (1/76 scale)
ERA 1948 - early 1960s
MODEL DA77
MANUFACTURER B-T MODELS
W www.ayrey.co.uk



Seen at delivery points and rail termini from the mid-1930s onwards, Karrier Bantams were used on railways for short distance goods deliveries to clients. The name Karrier was kept until 1979, albeit being merged with the Rootes group in 1934 when it moved vehicle production from Huddersfield to Luton due to financial problems. Some of these vehicles have survived into preservation in museums nationwide.

FODEN DG

VEHICLE FODEN DG BALLAST & LOW-LOADER – PICKFORDS
SCALE 00 Gauge (1/76 scale)
ERA late 1940s - 1950s
MODEL DA92
MANUFACTURER B-T MODELS
W www.ayrey.co.uk



A household name that's synonymous with removals – Pickfords. The history of the company is an interesting read and can be traced as far back as the 1690s. In direct competition with rail transport, this exceptional road hauler can be seen in archive photographs carrying boilers, road cranes and even boats. This 'ballast' tractor, aptly named because of the extra weight to help with traction would make an interesting diorama being loaded with a heavy load from a bogie bolster, before final delivery to the customer.

AEC MERCURY

VEHICLE AEC MERCURY
FLATBED – BRITISH RAILWAYS
SCALE 00 Gauge (1/76 scale)
ERA 1960s
MODEL DA81
MANUFACTURER B-T MODELS
W www.ayrey.co.uk



AEC (Associated Equipment Company) is another manufacturing name that is no longer. Founded over 100 years ago in 1912, the company ultimately halted vehicle production in 1979 when its parent company, British Leyland Ltd closed the last factory.

Its road vehicles carried such names as Majestic, Mammoth, Mandator, Marshall, Militant, Mogul and here, the Mercury. The AEC society exists to support the exchange of information on AEC – a good source of information for modellers too. Perhaps these boxes are due for a rail depot somewhere?

FORD 400E

VEHICLE FORD 400E VAN – BRITISH RAILWAYS/MINIBUS
SCALE 00 Gauge (1/76 scale)
ERA Late 1950s - Mid 1960s
MODEL 76FDE001 (VAN) / 76FDE002 (MINIBUS)
MANUFACTURER OXFORD DIECAST
W www.oxforddiecast.co.uk



RRP: £5.25



RRP: £5.25

The Ford 400E, or 'Thames' was Ford's pre-Transit-era utility van. Around 187,000 were built between 1957 and 1965 and were typically bought by tradesmen, corporate firms or contractors, but they were also used as mobile shops or ambulances, as they were easy to convert. One even starred in the cult 1960s film *The Italian Job* starring Michael Caine. It's hardly surprising that diecast models of this popular prototype exist in numerous liveries. Here are two British Rail owned versions for you to consider - park them outside your station.

See other brandings carried by these vans, visit bit.ly/1EgmuUK

5 TOP TIPS FOR LAYOUT VEHICLES

- 1 Look at prototype photographs for reference. Photographs of real life never lie and might reveal some unusual things about the roads in the area you model and the typical sort of vehicle to be found.
- 2 Unless the steering actually works on the model, forward-facing wheels look out of place around bends. You can either cut them and re-position them to suit, or only place them on straight parts of road.
- 3 Don't glue your vehicles to the layout. Glue is messy and can be quite visible around wheels. If you have an exhibition layout, screwing through the baseboard from underneath and into the chassis of the model is a much safer option for transport.
- 4 Respect your eras - trunk roads of the 1920s and 1930s were quite bare compared with today. There would be more horses and carts too.
- 5 Choose your regional branding carefully. Especially the less obvious 'British Railways' era models, where it is highly unlikely that a small 'S' for 'Southern' on the side of a van would be seen in Scotland.

LEYLAND FG

VEHICLE LEYLAND FG VAN – RAIL EXPRESS PARCELS
SCALE 00 Gauge (1/76 scale)
ERA Late 1960s/Early 1970s
MODEL DA82
MANUFACTURER B-T MODELS
W www.ayrey.co.uk



RRP: £7.99

For larger loads, you might be tempted by one of these – a Leyland FG van. Also known under different guises such as Morris and BMC, the FGs were widespread throughout the 1960s, despite having a reputation for being slow - put one at the front of a queue.

DIECAST IDEAS

LAND ROVER DEFENDER

VEHICLE LAND ROVER DEFENDER – BRITISH RAIL / NETWORK RAIL
SCALE 00 Gauge (1/76 scale)
ERA Mid-1980s – 2000s
MODEL 76DEF007 (BR) / 76DEF008 (NR)
MANUFACTURER OXFORD DIECAST
W www.oxforddiecast.co.uk

One of the most popular off-road utility vehicles worldwide, the Land Rover Defender is a classic design that is easily recognisable for its rugged no-nonsense design and lack of frills. From farmers, to armies, roadside rescue firms, utility companies, airports and railways, all have had their fair share out of them and many post 1983/84 model railways can justify at least one somewhere. Just make sure you buy the right version for your era.

This year marks the end of production for the current Defender, but a new version has been promised. Will it be as popular and rugged?



FIVE PIECE SET

VEHICLE FIVE PIECE SET – BRITISH RAILWAYS
SCALE 00 Gauge (1/76 scale)
ERA 1950s – Mid 1960s
MODEL 76SET34
MANUFACTURER OXFORD DIECAST
W www.oxforddiecast.co.uk

Every so often a diecast manufacturer releases a boxed set containing a few road vehicles, most of which have a common theme - this one being British Railways. If your layout is set between 1948 and the late-1960s, this could be an effective bulk purchase of a few vehicles for a British Railways' owned carpark, depot or goods operation.



WANT TO SEE MORE DIECAST?

Take a look at our sister publication 'Diecast Collector'. It's written and edited by collectors and includes a comprehensive selection of features and supplements on models old and new, with emphasis on 'the model and the real thing' and collectors' own collections.



November 2015 issue - Out now!

- 'Britains' Defender model history.
- Building the last Scammell tank transporter.
- 20 years of the Lotus Elise.
- Battle of Britain diecast models.
- All the latest model reviews.

W www.collectors-club-of-great-britain.co.uk

CUSTOMISE YOUR VEHICLES

Phil Parker shows how to make diecast models more realistic in a few simple steps.

1

Placed on a layout, die-cast models look like toys. The cure is a quick coat of matt varnish. A spray is preferable if you can strip the model down. Careful brush painting will work nearly as well as long as you only apply a thin coat.





AUSTIN SEVEN

VEHICLE AUSTIN SEVEN RN VAN - LMS

SCALE O Gauge (1/43 scale)

ERA 1922 - 1948

MODEL ASV004

MANUFACTURER OXFORD DIECAST

W www.oxforddiecast.co.uk

If you model the days of the 'Big Four' then roads weren't as busy, nor were there numerous motorways or dual carriage ways. That said, cars were steadily increasing in numbers – a noose tightening around the neck of the railways.

This O gauge model of the popular Austin Seven just cries to be left outside a station somewhere in LMS territory.



THAMES TRADER

VEHICLE THAMES TRADER TIPPER – BRITISH RAILWAYS

SCALE N Gauge (1/148 scale)

ERA 1957 - Mid 1960s

MODEL DA87

MANUFACTURER B-T MODELS

W www.ayrey.co.uk



IS THIS AN IDEAL CONVERSION PROJECT?



A little scratchbuilding might be required to create this obscure British Railways road crane. Note the hydraulic rams on the rear and the protective bars fitted to its front to prevent damage from loads.

A tipper isn't the most obvious item that springs to mind when you think of British Railways' vehicles, but they did exist.

This example of EFT 7111 is attached to the Chief Civil Engineer at York and would be used for small lineside jobs and maintenance duties where a train wouldn't be necessary or accessible. Sand, spoil or even gravel would make a suitable load, sometimes being delivered to clients in and around towns and non-rail served areas of the countryside.

The braver modeller might want to convert it into the vehicle opposite. Seen in British Railways colours, the 'Trader' has been fitted with a small crane for use around depots or goods yards.

2



On many models, the glazing is held in place with metal rivets. Remove these with a large diameter bit first.

3



To provide some in service dirt, dust the model with weathering powders and then wash these downward with a damp cotton bud or a wet finger. Old cars tended to look their age far more than modern vehicles, many being really grubby.

4



Re-branding vehicles doesn't need to involve a re-paint. The transfers can be burnished away with a fibreglass pencil. Finish off with some Brasso to leave a smooth surface.

5



Replacement transfers can be obtained from many sources. These come from modelrailwayscenery.com and match the signs supplied free with the August of BRM.

STOKESAY

PART 9: GRAIN MILL

Telford Railway Modellers Group's **Peter Smith** explains how the layout's largest structure was researched, designed and built.





Above Dozens of reference photographs of the prototype mill at Newport in Shropshire before work started.

The key to making an accurate model of a real building is research. Collect as much information and as many photographs as possible. If it's feasible visit the building and talk to those who use it, or if not now used try to find someone that has.

For the area behind the station and yard on 'Stokesay' (see October **BRM**) it was decided to build a grain mill based on one that still exists (although is now disused) in Newport, Shropshire. In itself this building is of interest because it was served by the railway that used to run from Wellington (Salop) to Stafford. It has a generic similarity to those that used to exist in Craven Arms.

Because at the time of our research the building was still in use we were able, with the permission of the owner, to take a large number of photographs and measurements to enable scale drawings to be made.

MAKING IT IN 2MM SCALE

The Newport installation was built by the Ministry of Food in 1939, in preparation for the Second World War. It was one of about 40 built to a standard design. This means that there was roughly one for each county, quite deliberately served by a rail connection. The Newport mill had been considerably modernised and is now one of only three left in existence. Each wing consists of six silos, in three pairs. The roof height is 62', while the building is 150' long by 27' wide.

It was decided to build the structure using Slater's Plastikard. Both brick and planking effects were used as a considerable amount of the building is clad.

The central tower was the first part to be built. This is square in shape and the front fascia has windows with a door and landing on each of the six floors. On the rear face there is a brick stairway tower which has windows on each floor level. There is also a lift shaft, slightly higher than the tower because it contains the lift mechanism.

Building commenced by cutting the four sides of the building to size and then removing the apertures for the doors and windows. These were then added using Scene Setters glazing bars (Ref. W21). Remember also to add window and door sills. The tower was constructed by gluing the sides together and then the staircase and lift shaft

structures were added to the rear of the tower using a similar approach. Next, the two wing buildings were made. These were constructed from 1mm card. Each rectangular box was reinforced on the inside so that the shape was maintained. They were both attached to the central tower block and the complete building mounted on 2mm card.

The fascia of both wings was covered with wood strip Plastikard which gives a very good impression of the aluminium cladding that now adorns the building. There are extensions on both wings of the building which were made in the same way and then glued on. Roofs for the two wings were made from 4mm balsa wood attached to the buildings and then the edges rounded off by sanding. In all cases contact adhesives were used for the plastic to card interface.

Having made the core of the building, the next step was to add the front and rear ground floor buildings using brick effect Plastikard. Again, the various apertures for windows and doors were cut out before assembly and the relevant frames and other details were then added to the buildings. These were finally assembled and then glued onto the base and appropriate building.

On the right hand side at the rear there is a single external silo. This was cut from 1" plastic tube. There is a small shed like structure on top of the silo which was made from wood effect Plastikard. On the roof there are two ventilators which were made from a combination of 7mm diameter plastic pipe and Milliput filler to simulate the bend.

When the buildings were complete all the small details were added using the photographs as guidance. Firstly the landings and ladders at the front of the tower were fitted. Then various pipes at both the front and rear, using various sizes of plastic rod, were installed. Commercially available staircases and handrails were used to finish off the additions.

All brick structures were finished using Brick Red (Humbrol No. 70). The cladding was covered with concrete colour (No. 28), with bands denoting each floor added in buff (No. 110). The various pipes were painted with metallic silver (Met 53) as were the roof ventilators. Downpipes were left white and the doors and roller shutters were painted pale blue (No. 87).

The final touch was to attribute the ownership of the business to the 'Stokesay Farmers' Co-operative'. **BRM**

Around 40 of these installations were built in preparation for the Second World War. Just three are left.

The rear of the silos, showing the stairwell and lift tower.



RETURN OF THE 'PROPER' TRAIN

Recent years have seen a renaissance in locomotive-hauled passenger trains in various parts of the country. **Ben Jones** looks at what's working where and how you can model these interesting operations.





One of the stars of DRS/Northern operations on the Cumbrian Coast is recently reactivated 37401 *Mary Queen of Scots*. On a glorious August 12, heads the 0842 Carlisle-Barrow at Lowca, near Parton with 37402 on the rear. STEVEN BRYKAJLO



Since the 'Sprinter Revolution' of the mid-1980s, multiple units have become the default choice for new trains in the UK. Traditional locomotive-hauled trains were gradually replaced by a wide range of designs built for suburban, regional and express duties, from 'Pacer' railbuses to 125mph 'Voyagers', 'Meridians' and 'Adelantes', not to mention the plethora of EMU designs.

A few routes have resisted the move to unit operation, such as East Coast's IC225 sets powered by Class 91s, Abellio Greater Anglia's Liverpool Street-Norwich Class 90 + Mk 3 formations and the few remaining sleeping car trains, but these are notable as exceptions to the rule. From a modelling point of view, they're also some of the longest passenger trains on the network, making it difficult for most to run authentic full-length sets.

But, in recent years, there's been a slow revival in locomotive-hauled trains, prompted by a general shortage of DMUs to cater for increasing passenger numbers and greater frequencies on the busiest lines. Since privatisation in the mid-1990s, there have been sporadic instances of Train Operating Companies (TOCs) hiring in locomotives and stock to cover short-term requirements, whether it's a shortage of DMUs or special events requiring additional capacity. A wide range of traction has appeared, hired from freight and charter operators and the world of preservation. But, in recent years, some TOCs have

made locomotive-hauled trains a more permanent part of their operations.

One of the first TOCs to make use of spare coaching stock and hired-in locomotives on regular scheduled services was Wessex Trains with top-and-tail Class 31s used on Cardiff/Bristol to Weymouth/Brighton in 2002-04. Similar sets were also used by First North Western to Blackpool around 2004.

Arriva Trains Northern employed EWS Class 37/4s and rebranded ex-Virgin Mk 2f coaches on Leeds-Carlisle trains in the mid-2000s. Another pioneer was Arriva Trains Wales on Holyhead-Cardiff/Manchester trains.

While it may not have lasted too long, Wrexham & Shropshire Railways' open access operations linking North Wales and London Marylebone paved the way for Chiltern Railways' current much more extensive locomotive-hauled service (see page 76).

It's also worth mentioning FGW's Cardiff-Taunton/Paignton summer-only services using top-and-tail EWS/DBS Class 67s. The '67s' were later replaced by hired Virgin Class 57/3s sourced through GB Railfreight.

Another established locomotive-hauled operation is ScotRail's 'Fife Circle' trains, which went over from DBS Class 67 to DRS Class 68 haulage in 2015. Used to bolster the peak hour service between Edinburgh and the towns of Fife, they are traditional locomotive-hauled sets, without a driving trailer or second locomotive in 'top and tail' formation. For most

TOCs, the convenience of push-pull operation is essential on an otherwise unit-only railway, where turn-round times at destinations are often short and shunting staff are in short supply.

Three interesting operations have been added to the list more recently, covering for DMUs in the south-western, eastern and north-western extremities of England. In Summer 2014, First Great Western introduced a return working between Penzance and Exeter St David's on high summer weekends, employing Mk 3 day coaches from the 'Night Riviera' sleeper. This ran again in 2015 and was joined by two operations using DRS Class 37s and Mk 2f stock.

What makes all these operations interesting to modellers is that the formations are relatively short - between three and seven coaches - and in most cases easily modellable. New models due for release over the next 12 months, such as Dapol's Class 68 and Bachmann's Mk 2f coaches in N and OO will make them even more accessible to modellers of the contemporary scene. And with passenger numbers increasing all over the country and no new DMU designs coming through, we look set to see more routes regaining locomotive-hauled trains over the next few years. Let's take a look at what you need to re-create the current operations. **BRM**

► *Thanks to DRS, Pip Dunn, Simon Barratt, Richard Clinnick and Antony Christie for their assistance in the compilation of this article.*



FACT FILE

- **AREA** Devon/Cornwall
- **OPERATOR** First Great Western
- **ROUTE** Par-Exeter St Davids-Penzance (summer weekends only)
- **FORMATION:** FGW/DRS Class 57 + 3/4 x Mk 3
- **MODEL** Bachmann/Farish Class 57, Hornby FGW Mk 3 (OO), Dapol/Farish FGW Mk 3 (N)

CUMBRIAN COAST



FACT FILE

- **AREA** North West England
- **OPERATOR** Northern Rail
- **ROUTE** Preston-Barrow-Whitehaven-Carlisle
- **FORMATION** DRS Class 37 + 4 x DRS Mk 2f + DRS Class 37/4 OR DRS Class 37/4 + 3 x Mk 2f TSO + Mk 2f DBSO
- **MODELS** Bachmann/Farish DRS Class 37, Re-liveried Hornby Mk 2e TSO/BSO (OO), re-liveried Graham Farish Mk 2d (N). New Bachmann/Farish Mk 2f TSO/BSO/DBSO due in 2016.

With that model railway staple - a bus on a bridge - in the background, 37402 leads the 0842 Carlisle-Barrow into its destination on June 4. Behind the locomotive is an ex-Virgin Mk 2f BSO, three DRS Mk 2f TSOs and 37609, which will power the 1133 service back to Carlisle. BEN JONES



GWR green 57604 Pendennis Castle rolls into Dawlish with the 1750 Exeter St Davids-Penzance on July 19 2014. On this high summer Saturday, the formation has been lengthened to four vehicles and includes two of the three Mk 3 BFOs in between an RFM catering car and Mk 3 TSO. ANTONY CHRISTIE

SOUTH WEST ENGLAND

This novel solution to providing extra capacity on stopping services in Devon and Cornwall started in summer 2014. It employs the locomotive and seated coaches from FGW's 'Night Riviera' sleeper and runs only on weekends in the height of summer (June

to early September). Normally formed of three or four Mk 3 coaches (Unclassified Open + Brake First Open + Restaurant First), it was frequently hauled by a hired-in DRS Class 57/3 in 2015, but is more normally worked by one of FGW's fleet of four '57/6s' (57602-605). A second

BFO is added on the busiest days (see photograph).

For modellers, most of the necessary vehicles are available in RTR form, with the exception of the rare Mk 3 Brake First Open (BFO), only three of which were built - 17173-175. Hurst Models

offers 4mm scale replacement sides for the BFO and RFM vehicles if you want to ensure your trains are as accurate as possible.

Mk 3 vehicles used by FGW:
TSO - 12100/161, BFO - 17173-175, RFM - 10219/225/232

Fans of Class 37s were delighted in May 2015 when Northern Rail, DRS and the Department for Transport completed a deal to provide two locomotive-powered sets to replace DMUs on the Cumbrian Coast route. Initially these were worked in top-and-tail formation with at least one ETS-fitted Class 37/4 on each set. However, various usually freight-only Class 37/0s, 37/5s and 37/6s were attached at the other end over the first three months. By August, DRS had introduced ex-ScotRail, ex-Anglia Mk 2f Driving Brake Second Open (DBSO) vehicles 9705/07, eliminating the second locomotive. A third DBSO, 9710, is expected in November and DRS is planning to refurbish two more DBSOs for passenger operations, either with Northern or Abellio Greater Anglia.

The DRS Mk 2f vehicles used by Northern differ slightly from those

employed by AGA in having DfT branding beside each passenger door and bars on the droplight windows (required due to tight clearances on the Cumbrian Coast route). However, from a modelling point of view, it is a similar situation to that for the DRS/AGA operation (see p76). Bachmann is working on Mk 2f DBSOs in N and OO, but no DRS version has been announced.

Prior to the introduction of the DBSOs, sets were formed of three TSOs and BSO, the latter including a vehicle still in tatty ex-Virgin red/grey.

DRS Mk 2 used by Northern: Mk 2f TSO - 5919/71/95, 6001/08, DBSO - 9705/07/10, Mk 2f BSO - 9527 (Virgin livery), Mk 2d BFK - 17159

Sample formations, July/August 2015:
37423+17159+6173+5810+6122+37604

37409+9527+5995+6001+5971+37218

37423+6001+5995+5971+9707



Window bars and safety notices have been added to the Cumbrian Coast Mk 2s as the route features tight clearances, low and short platforms in various locations. BEN JONES



Above Mk 2f TSO 6173 displays the additional Northern and Department for Transport (which is sponsoring the operation) branding at Preston on July 20. RICHARD CLINNICK

Right An oddball DRS vehicle used in the early weeks of the Cumbrian Coast service was Mk 2d Brake First Corridor 17159, one of the few remaining air-conditioned Mk 2 BFKs. RICHARD CLINNICK



PROTOTYPE INSPIRATION

For the first few weeks, DRS 37405 and 37425 *Sir Robert McAlpine/Concrete Bob* were the regular traction for the AGA 'short set'. On July 3, 37405 sits at Norwich (Thorpe) during its lunchtime pause between trips to Yarmouth and Lowestoft. BEN JONES



EAST ANGLIA

WALES



There's a long tradition of extending locomotive-hauled trains beyond Norwich to Great Yarmouth in the summer months, providing extra capacity for holidaymakers to the Norfolk seaside town. In previous years this usually employed a short set of Anglia Mk 2/Mk 3s hauled by hired Class 47s. However, in May 2015, a more regular operation was introduced, using top-and-tail DRS Class 37/4s (37405/422/425) and short sets of DRS Mk 2s (TSO+TSO+BSO) in place of a DMU on a single, six days per week diagram.

The ensemble shuttles between Norwich, Yarmouth and Lowestoft all day Monday-Friday until December 11 and had a Summer Saturday-only diagram between Norwich and Yarmouth between May and September 5. It's not known if the weekday operation will continue after December.

DRS Class 37/4s are relatively easy to obtain in N and OO, but at the moment, the necessary Mk 2f TSO/BSO vehicles can only be re-created by repainting Hornby Mk 2d or Mk 2e coaches. The arrival of the Bachmann/Farish Mk 2f models in 2016 should make life easier, especially if the company produces DRS versions.

An interesting aspect of the operation is that the coaching is through wired,



DRS Brake Second Open (BSO) 9525 provides the brake and guards accommodation in the AGA set. BEN JONES

FACT FILE

- ▶ **AREA** Norfolk/Suffolk
- ▶ **OPERATOR** Abellio Greater Anglia
- ▶ **ROUTE** Norwich-Great Yarmouth/Lowestoft
- ▶ **FORMATION** DRS Class 37/4 + 3 x DRS Mk 2f + DRS Class 37/4
- ▶ **MODELS** Bachmann/Farish Class 37/4, Re-liveried Hornby Mk 2e TSO/BSO (OO), re-liveried Graham Farish Mk 2d (N). New Bachmann/Farish Mk 2f due in 2016.

enabling both locomotives to power in both directions and providing astonishing acceleration away from station stops!

DRS Mk 2f used by AGA: TSO - 6046, 6117, BSO: 9525

Sample formation in July 2015: 37425+5919+6117+9525+37405



Arriva Trains Wales Mk 3 DVT 82308 leads a Holyhead-Manchester working towards Winwick Junction. Arriva blue 67001, on hire from DB Schenker, is powering at the rear. MIKE SARGENT

FACT FILE

- ▶ **AREA** Wales/NW England
- ▶ **OPERATOR** Arriva Trains Wales
- ▶ **ROUTE** Holyhead-Cardiff, Crewe/Manchester-Holyhead/Llandudno
- ▶ **FORMATION** DB Schenker Class 67+Mk 3a RFM+Mk 3 TSO+Mk 3 TSO+Mk 3 TSO+Mk 3 TSO+Mk 3 DVT
- ▶ **MODEL** Hornby/Dapol Class 67, Hornby ATW Mk 3/DVT (OO), Dapol ATW Mk 3/DVT (N)

Arriva Trains Wales has operated a small number of locomotive-hauled trains linking north Wales with the Welsh capital for several years, using both Class 57/3s hired from Virgin West Coast and EWS/DB Schenker Class 67s. The current 'Premier Train' workings use Class 67s and a set of six refurbished Mk 3s in push-pull formation, while the Crewe/Manchester-Holyhead/Llandudno set is formed of three/four Mk 3 TSOs plus a DVT. Both diagrams are Monday-Friday only. Interestingly, all the Mk 3 TSOs were rebuilt from First Class vehicles and now have 2+2 seating.

In contrast to some of the other trains described here, ATW has been well served by RTR manufacturers with both Dapol (N) and Hornby (OO) producing the correct livery locomotives and coaches to form authentic looking sets. This is probably the easiest of these trains to model accurately in 2015.

Locomotives and Coaches used by ATW
ATW turquoise Class 67s: 67001-003.

Other push-pull Class 67s also used include 67014/020/022/023/029 in various liveries

ATW Mk 3s: TSO -12176-185 (converted from Mk 3 FO), Restaurant First - 10249/259, rebuilt Mk 3b DVT - 82306-308

Sample formation August 2015:
67002+12177+12179+12176+10259+82307.



Proudly displaying their new ScotRail colours, 68006 *Daring* and its six-coach train of hired DRS Mk 2s thread through Princes Street Gardens on May 11. Two '68s' and two sets of stock now have ScotRail vinyls and are hired to work peak hour trips around the Fife Circle to/from Edinburgh. STEPHEN BRYKAJLO

FIFE CIRCLE

Another well established locomotive-hauled operation is the pair of weekday peak hour ScotRail commuter trains linking the towns of Fife with Edinburgh Waverley. For several years these employed EWS/DBS Class 67s and Mk 2 stock, but since the ScotRail franchise switched to Abellio in mid-2015, DRS Class 68s and ScotRail-branded DRS Mk 2f coaches have taken over.

Two sets work the 0637 Edinburgh-Edinburgh (via Glenrothes) and 0735 Cardenden-Edinburgh and 1708 Edinburgh-Edinburgh (via Glenrothes) and 1720 Edinburgh-Cardenden, running to/from Motherwell or Mossend to lay over during the day and after their evening trips.

Both ScotRail Class 68s are included in Dapol's OO gauge range for 2016. For the moment, there are no RTR coaches

in any scale, but R3 Sprays can supply both transfers (£9.00 per pack, £24.00 triple pack) and professionally redecorated Hornby Mk 2e coaches (£60 each) in ScotRail's attractive Saltire livery. It also plans to offer the same options for Bachmann's Mk 2f coaches when they are released in 2016.

Locomotives & Stock used by ScotRail
ScotRail Class 68s: 68006/007 (plus other

DRS livery '68s' as required)

ScotRail Mk 2e TSO - 5810,
Mk 2f TSO - 5945/65/76, 6001/64,
6122/73/76/77/83, Mk 2f: BSO - 9521/39

Sample formations August 2015:
68006+6176+5976+5945+9539+
6177+6183

68007+6027+5952+5965+9521+
5987+5957



CHILTERN MAINLINE

Class 68s hired from DRS took over from DBS '67s' in Spring 2014. On April 6, 68010 calls at Leamington Spa with the 1255 Birmingham Moor Street-Marylebone. NEIL HARRISON



Hornby Mk 2e TSO re-liveried using R3 Sprays decals. R3 SPRAYS



When 68006/007 are not available, standard DRS livery locomotives stand in on the Fife Circle trains. All four weekday Fife Circle trains cross the stunning Forth Bridge, seen here from the North Queensferry side with a northbound evening service. JAMIE MCEWEN

FACT FILE

- ▶ **AREA** Edinburgh/Fife
- ▶ **OPERATOR** Abellio ScotRail
- ▶ **ROUTE** Edinburgh-Inverkeithing-Cardenden-Edinburgh
- ▶ **FORMATION** DRS Class 68+ Mk 2f TSO+Mk 2f TSO+Mk 2f BSO+Mk 2f TSO+Mk 2f TSO+Mk 2f TSO (two sets)
- ▶ **MODELS** Dapol Class 68 (OO, due 2016), Re-liveried Hornby Mk 2e TSO/BSO (OO), re-liveried Graham Farish Mk 2d (N). New Bachmann/Farish Mk 2f TSO/BSO due in 2016.

Chiltern's initial involvement with locomotive-hauled trains was as part of the failed Wrexham & Shropshire open access venture in 2008-11. When those services were cut back in December 2010, one of the four W&S sets was hired to Chiltern to increase peak hour capacity on the Marylebone-Birmingham route. Once W&S operations ceased, its other vehicles switched to Chiltern and locomotive-haulage became a major part of CR's daily service. Today, it operates five weekday diagrams, two on Saturdays and one on Sundays, all powered by Class 68s leased from DRS (68010-015). These replaced DB Schenker Class 67s in March-May 2015.

Branded as 'Chiltern Mainline', the four sets of refurbished and modernised Mk 3s have powered plug doors rather than the standard slam type and new seats. They were rebuilt in 2011-13 and are painted in an attractive silver/grey livery. The exception is the BR blue/grey 'commuter set, formed of unrefurbished

FACT FILE

- ▶ **AREA** West Midlands/Warwickshire/Oxfordshire/NW London
- ▶ **OPERATOR** Chiltern Railways
- ▶ **ROUTE** London Marylebone-Banbury-Birmingham Moor Street-Kidderminster
- ▶ **FORMATION** Class 68+Mk 3 TSO+Mk 3 TSO+Mk 3 TSO+Mk 3 TSO+Mk 3 RFM+Mk 3b DVT (four sets, all refurbished and modernised) Class 68+Mk 3 TSO+Mk 3 TSO+Mk 3 TSO+Mk 3 FO+Mk 3 FO+Mk 3 TSO+Mk 3b DVT (one set, ex-Cargo D blue/grey 'commuter' set)
- ▶ **MODELS** Dapol Class 68 (OO, due 2016), Hornby or Dapol blue/grey Mk 3 (commuter set), modified Hornby/Dapol Mk 3, modified Hornby/Dapol Mk 3b DVT

ex-Cargo D Mk 3s, previously used by W&S. Chiltern's six Mk 3b Driving Van Trailers (DVTs) have also been rebuilt with generator sets and have an additional large ventilation grille on each side.

All of this complicates the situation for modellers, as no RTR models or conversion kits are currently available for the modernised sets and Dapol's Class 68 is not due until 2016. Keen modellers could undertake the extensive modifications required to replicate the changes to the passenger doors and the

DVT. However, another option is to model pre-2012 operations using EWS/DBS Class 67s and unrefurbished ex-W&S Mk 3s, using Hornby and Dapol models.

Vehicles used by Chiltern Mainline:

Class 68s: 68010-015 (plus 68008/009 in DRS livery as required) Modernised Chiltern Mk 3s with 'plug' doors: Kitchen Buffet First - 10271-274, TSO - 12602-627, Mk 3b DVT - 82301-305/309 Blue/grey 'commuter' set: FO - 11029/031, TSO - 12017/043/054/119

SUPPLIERS

R3 SPRAYS SCOTRAIL SALTIRE DECAL SETS

W www.r3sprays.co.uk
T 07879 511403

HURST MODELS CONVERSION KITS

W www.hurstmodels.com

RAILTEC TRANSFERS DRS 'COMPASS' MK 2 DECAL SETS

W www.railtec-models.com

DAPOL

W www.dapol.co.uk

HORNBY

W www.hornby.com

BACHMANN/GRAHAM FARISH

W www.bachmann.co.uk

GAUGE ONE IN THE GARRET

What's the best way to fill a redundant farm building?
Alan & Wendy Ridley opted for a radio-controlled
Gauge 1 model railway!



FACT FILE

- **Layout Name:** Fearn LMS
- **Scale/Gauge:** 10mm:1ft scale, 44.45mm gauge
- **Size:** 72'x10'
- **Era/Region:** Flexible
- **Location:** Stone shed
- **Layout Type:** Indoor
- **Power/Control:** Spectrum 2.4GHz system

GAUGE 1

Although the number of RTR Gauge 1 locomotives is fairly limited, a fleet of seven LMS, LNER and GWR locomotives has been assembled from kits and RTR brass models.



LAYOUT FOCUS

Having built and operated a minimalist Gauge 1 layout at a two-day show we found that, whilst popular with the paying public, we needed something more challenging for the operators than 'Granny Wendy's Railway'.

So, 'Fearn LMS' was born. We are fortunate in having a redundant stone-built farm building as a garden shed. This gave us an attic room 72' long and 10' wide. The longest layout our two-day show could cope with was 63', should we be invited again.

We began by calculating that we could fit all but one siding in an area 40' long by a maximum of 4' wide, with space at the ends for cassettes. A start was made building eight baseboards 5' long by 2' 6" wide and a further five 18" wide giving an overall width of 4'. These were built of 90mm x 20mm timber braced at 15" intervals covered with 9mm hardwood ply.

The corners were dovetailed and the cross bracings housed in rebates, glued and screwed, perhaps a case of overkill, but it will support a large adult male. But, like all the best-laid plans, when it came to tracklaying another two 3' long boards had to be inserted.

Track and points are Tenmille brass bullhead rail on plastic sleepers. As they are intended primarily for live steam operation there is no provision for track supplied power. Vast quantities of Phoenix Precision paints have been used to colour the track and sleepers, as a result the brass of the track is barely noticeable.

The points are operated by Tortoise motors; as advised by the manufacturer we have replaced the activating wire with heavier piano wire. Control is from a central control panel using centre-off switches. Once the point has been set it is possible to return the switch to 'off'. We have found a little



Above The Bachmann Brassworks 'Black Five' is one of three locomotives fitted with 'MyLoco' sound units, controlled from the DX6i radio handset (see below).




Above Goods wagons are mainly from Tenmille kits and feature a number of Highland Railway vehicles.

Right Although it's well off its home patch, the Brassworks GWR 57XX comes out to operate the 'heritage' line alongside the LMS and LNER steam locomotives.



KEY DETAILS - RADIO CONTROL



Gauge 1 and other large scales are more suited to radio control thanks to the greater space available inside bodyshells for the necessary equipment and battery packs. For more information see:

Gauge 1 Model Railway Association:

www.g1mra.com

Peter Spoerer Model Engineers:

www.peterspoerermodeleengineers.com

Tenmille Products: www.tenmille.com

light oil aids operation and adds a touch of realism. Ballast is a mix of proprietary grades of granite and ash for 4mm and 7mm scales. Signalling will be fitted eventually, once again using Tortoise motors.

LOCOMOTIVES AND ROLLING STOCK

Unfortunately there is nowhere near the variety of ready-to-run or kit locomotives and rolling stock available in this scale, and certainly not for the smaller companies such as the Highland Railway, so we have to make do, or build it ourselves.

We have seven locomotives; a Fowler 2P 4-4-0 by RPM (Malcolm Mills), a Johnson 1P 0-4-4T from the same stable, which stands in as a branch line locomotive; an Ian Cherry 4F 0-6-0 - they were used north of Inverness - a Bachmann Brassworks 'Black Five' 4-6-0 and 'Jinty' 0-6-0T, two of which were used as yard pilots in Inverness. There are two further tank locomotives - both by Bachmann - a J94 0-6-0ST and a GWR 57XX 0-6-0PT. Neither has any relevance to the Fearn layout, but can be used on the smaller heritage line.

All locomotives with the exception of the Johnson 1P, which is still on FM, are controlled with the Spectrum 2.4GHz system with a 14.4V battery pack in each locomotive. We have both the DX6i (pictured) and the DX5e controllers, the former is programmed to control up to ten locomotives, whereas the latter does not have this facility and can be used to control as many locomotives as you wish or can afford.

The beauty of the DX6i is that it can be set up to control individual locomotives to suit their purpose. The DX5e has the facility to reduce top speed by a



Spring is in full swing at 'Fearn' as the LNER J94 0-6-0ST trundles through the countryside with a short goods.



Above Passenger stock includes a Kennedy HR coach and four Curlew Coaches LNWR vehicles, as seen here behind the Brassworks LMS 'Jinty'.

Above right Wendy has developed the scenic side of the layout, including a number of authentic steam era railway scenes such as the cattle dock and coal depot.

Left The Fowler 4F 0-6-0 was built from an Ian Cherry kit and, along with the 'Black Five' is probably the most appropriate locomotive for the north of Scotland in LMS days.

very small margin. The three tender locomotives are fitted with 'Myloco' sound cards, supplied by Peter Spoerer. These give the gentle hiss of escaping steam, a good solid chuff when in motion and, best of all for five-year-old grandson, a whistle. It was then the advantage of the DX6i controller was demonstrated, he had the throttle and whistle wide open and the 'Black Five' ambled along at a scale 25mph. Rolling stock is a mix of kit coaches built by myself, one Kennedy-built Highland Railway coach

and a rake of four LNWR vehicles by Curlew Coaches.

I doubt that it was me alone badgering Andrew Copp of Lochgorm Kits but he has produced two excellent 10mm:1' scale HR six-wheel coach kits. I have built one and have another for the dark winter days. I have, I hope, sown the seeds for 10mm kits of his double-deck HR sheep vans too.

Goods rolling stock is a mixture of kit-built wagons, mostly by Tenmille, and my efforts at scratchbuilding. These enable us to run goods trains



with a variety of wagons, although how I justify an intended LBSCR egg van I am at a loss, but it is an attractive little van.


SCENICS

The scenic side is the handiwork of Wendy, although I produced the basic form of the buildings using 4mm ply. The station house is some 700mm long and required a solid foundation for the Daler mounting card which had one face stripped off and the rubble wall scribed on it. It was then painted with acrylics and stuck onto the ply. The goods shed is also built of 4mm ply with weather strips laid over the supposed joints of the wall boards. Slates were individually cut from card and glued to the roof. I am experimenting with producing genuine lead flashing using rolling bars. Windows are built of plastic card. Our daughter has been dragooned into painting the backscenes of both layouts during her annual holiday visits.

What now? Our club chairman looked at the layout and said: "I'm not renewing my HGV licence just to move that." Also, the two day show we were aiming for has moved to another location with insufficient room to display it, so it will be a case of playing trains at home.

Whilst we are fortunate in having the steading in which to house the layouts it is possible to have a modest G1 layout in the home. We erected 'Balmuchy Halt', all 30' of it in the dining room across the hall and into the study/playroom, going to bed was something of a challenge though. If you've always fancied moving into the larger scales, our advice is 'go for it'. **BRM**

INSIDE TRACK

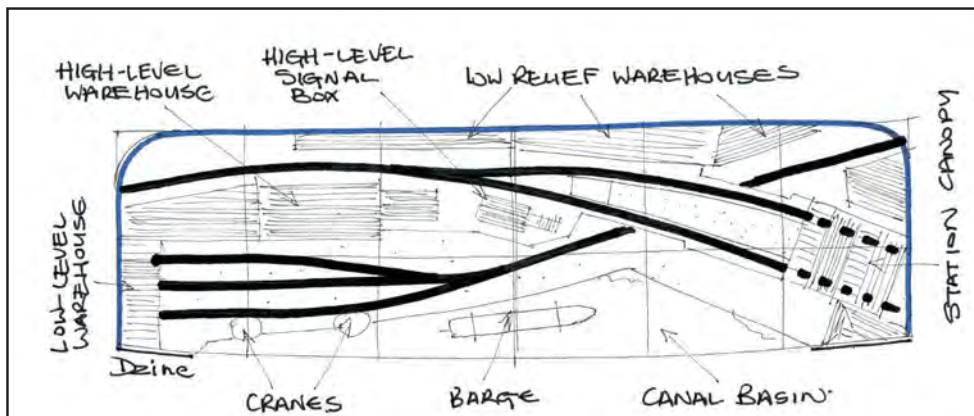
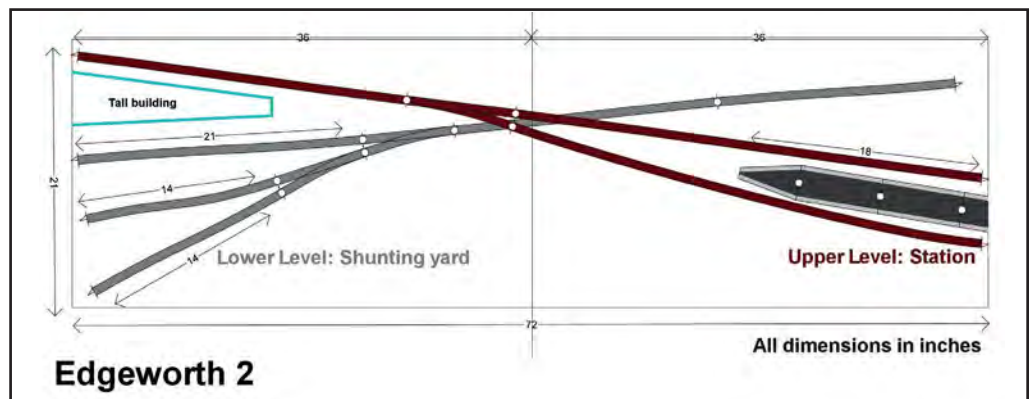


The design Phil chose, a particular favourite of mine, was partly inspired by modeller Andrew Knight, but developed further; including an element of forced perspective and additional trackwork. You get twice the running length by having two levels and an extra couple of inches on each track when placed across the diagonal. Unlike Phil's modestly larger layout it crams everything into a space of 4' x 1' 10" and yet still manages to retain a varied range of structural elements.

MINIMUM SPACE - MAXIMUM EFFECT

Paul Lunn looks at the art and craft of small layouts, where every square inch requires careful consideration and planning.


Some time ago at Barrow Hill Live, Phil Parker was exhibiting 'Edgeworth', a starter layout. In a rare quiet moment, he expressed hopes for his next design, more intensive, perhaps dual level. Always keen to inspire, I suggested he looked at 'Across the Diagonal', on pages 50 and 51, from my book *Building Micro Layouts*. The design seemed to strike a chord and it subsequently became the starting point for 'Ruston Quays' in *BRM*.



My concerns with the initial trackplan included; short length sidings at lower level and available depth for a large warehouse. These were relatively easy to resolve, by moving the right hand point up to the central baseboard joint, with a knock-on effect of lengthening sidings. The increased length allowed me to keep the sidings parallel, rather than splayed, creating much needed space for suitable structures - compare the two plans and you'll see what I mean.




As with all my designs, they're a starting point, not the end result and there's no greater satisfaction than watching modellers develop an idea to suit their own need. In due course Phil's iteration emerged - an elongated twin height 'X' formation, benefiting from increased space and the addition of a canal basin. Phil passed his trackplan back for comment and there was little to say save for a few minor changes, designed to improve operation.



Notice how the structures are grouped together, in particular their shape and volume. The main warehouse isn't one overpowering long flat frontage, but has approximately one half set back to create more visual interest. I've tried to compose a left-right balance between groups of structures with a central focal gap, comprising of a signalbox, hoardings, signals, a bridge and Scammell Scarab. If there's an error in the design I think it's the positioning of the grounded coach body, it would be better further left or right. Fortunately it's easy to rectify on the completed layout. Phil has come up with a great interpretation containing a simple yet versatile plan, easily adapted to other requirements.

With this monochrome variation on Phil's design I've brought the interpretation up-to-date, retaining the general theme and converting the warehouses into balconied apartments with penthouse suites overlooking the canal basin. I've substituted the Dapol canopies with a Peco overall roof, the signalbox has been replaced with a portable building, the high-level line is electrified, the overbridge improved with modern girders and the lower yard has been given over to engineers' sidings with a yard container for storage plus lighting and a security fence. The canal basin is now a services area for the recently created marina - it too has security fencing and container storage.



I've always found that collaborating on a design is fruitful for everyone involved. Nobody has command of all the best ideas and from experience, team efforts bring greater results. It's been a pleasure working with Phil on this particular project and we've both bounced ideas off each other to reach the end result. All designs are works in progress and I'm sure we'll both continue to discuss the scenic treatment, with minor adjustments to what we thought looked fine on the drawings but maybe didn't come up to the mark on the real thing.

THREE REASONS TO GO 'MINIMUM SPACE'

I love minimum space layouts, they're easy to construct, store and gentle on the family budget. Furthermore, they give the opportunity for greater variety - to build, use, enjoy, sell-on and start again. That said, they're something of an art form; getting the look right and having enough operational interest is something of a skill. I've touched on some of these whilst working on Phil's design, but I want to explore them in more detail relevant to three layouts in the principal gauges.

BARROW HILL 'BACKYARD'

N GAUGE

We live down the road from Barrow Hill Roundhouse and are frequent visitors. I occasionally get permission to have a look at those areas normally out of bounds to the public and it's provided an idea for a smaller layout based on current working practice - HNRC's overhaul facilities and Rampart's restoration shed, not to mention the shuttle DMUs from Chesterfield to major events. This unusual take focuses on what might be seen as less glamorous facilities and represents the industrial area, created by the 'V', between the shed roads and the main line connection.

The non-scenic back-feed lines, through most of the sheds, are a convenient way of changing stock off-stage, using a cassette and the foreground traverser has been kept at a minimum; two-car DMU or 'Pacific' and support coach, but could be longer if space permits, which shouldn't be a problem with a layout measuring 4' x 4' 6".

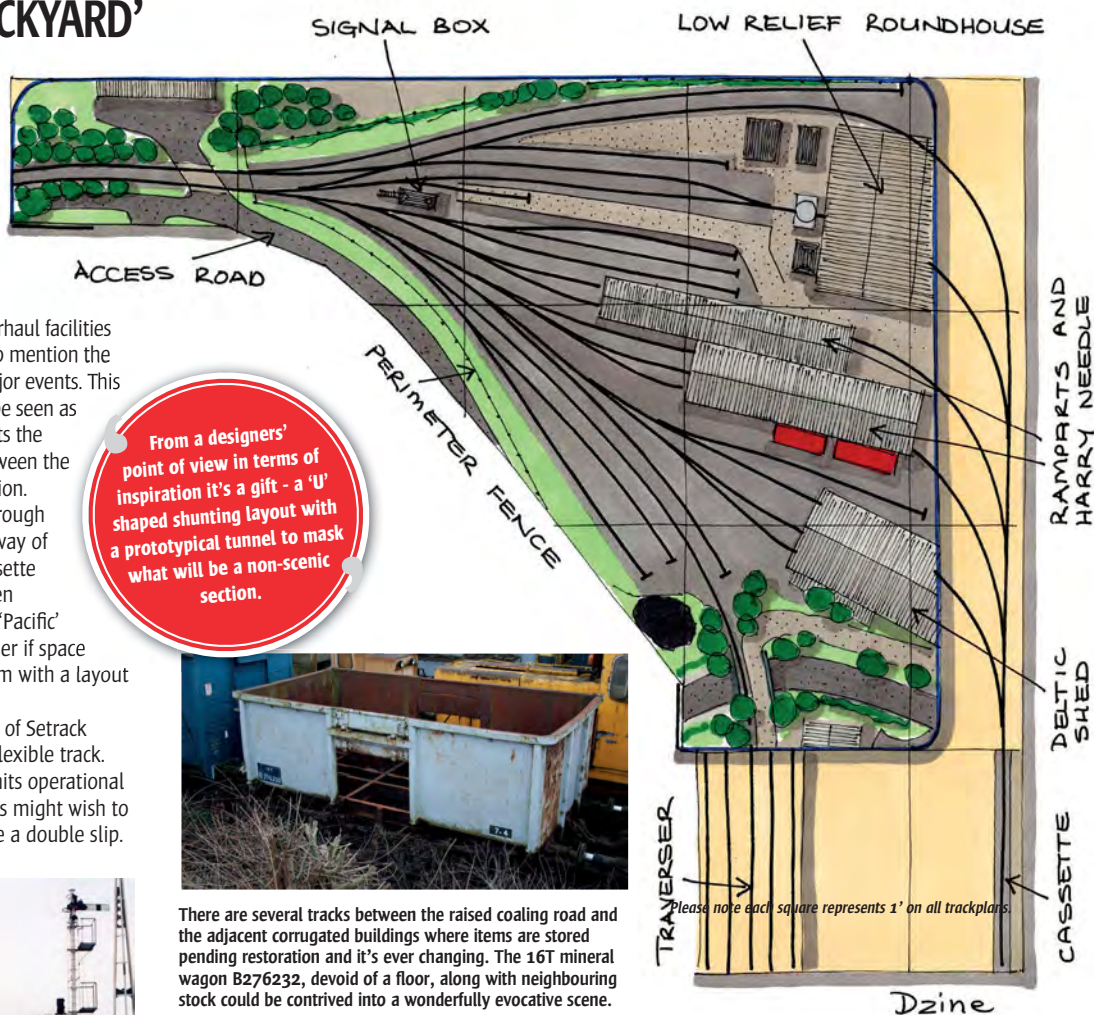
The design makes widespread use of Setrack components along with compatible flexible track. Note the diamond crossing which limits operational movement. More advanced modellers might wish to adjust the geometry to accommodate a double slip.



Since 2008, Pinxton signalbox, seen here in its Network Rail setting, has been re-sited at Barrow Hill. Whilst there's a ready-to-plant version in 4mm scale, modellers in N gauge would do well with a modified Ratio kit (ref: 236). I particularly like how its position provides hard structural surfaces in what might be seen as the organic left-hand end of the layout, which in itself balances the vegetation, seen at the lower right.



If you're really strapped for space this little cameo, of 37419 in DB Schenker traffic red, could form the focal point of a much smaller micro-layout in N or OO. If you place another shed to the left, forward from the locomotive you'll be able to neatly contain the composition in a couple of feet, whilst providing a view block for a cassette at that end.



There are several tracks between the raised coaling road and the adjacent corrugated buildings where items are stored pending restoration and it's ever changing. The 16T mineral wagon B276232, devoid of a floor, along with neighbouring stock could be contrived into a wonderfully evocative scene.

RADSTOCK WAGON WORKS

O GAUGE

This wagon works was a particular favourite of mine and I was pleased to have struck up a relationship with some of the staff who kindly provided much of the information. Marcroft was founded by Ernest Marcroft at Radstock in 1909 on a site that had already been a wagon works since the late-1800s. As a result of a reduction in the wagon fleet by BR, the works closed in 1967, only to reopen two years later to repair privately-owned wagons. The company continued to trade under different owners but succumbed to final closure in 1988.

In reality the prototype occupied a considerable area and in a minimum space design for O gauge something has to give. The trackplan is a much reduced version comprising sidings to shunt, the weighbridge line for static display of a larger locomotive and relevant wagons. From a scenic perspective it's very much a view over the front hedge and through the main gate, with buildings on either side providing viewing blocks and compositional balance.

Operationally, the layout is self-contained, but would benefit dramatically by the use of additional non-scenic cassettes at both ends.



The main works building is on the right, with 31260 and Non-Pool 'Presflo' hoppers 8661 and 8670, nearest the camera, seen on October 28, 1983. Of note are the staff group, Marcroft and traincrew, and the varied ground surfaces and textures worth replicating on the layout.

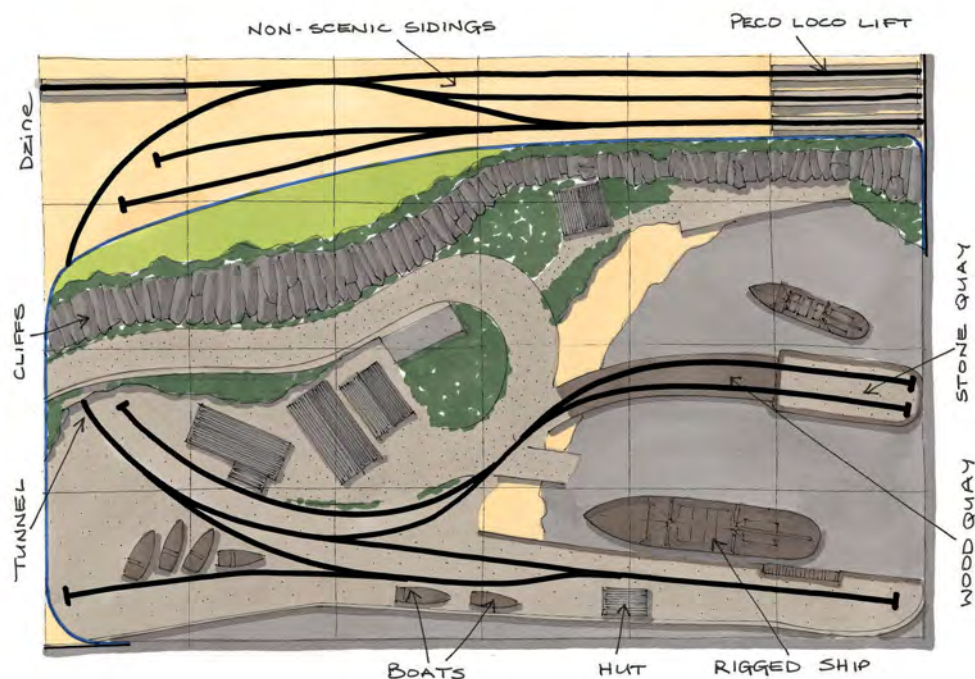
NEWQUAY HARBOUR OO GAUGE

I'm quite surprised how often a gem of inspiration passes by. Whilst trawling for material to support another article I came across this wonderful period postcard. Whilst the railway has long since been removed, much of the infrastructure remains.

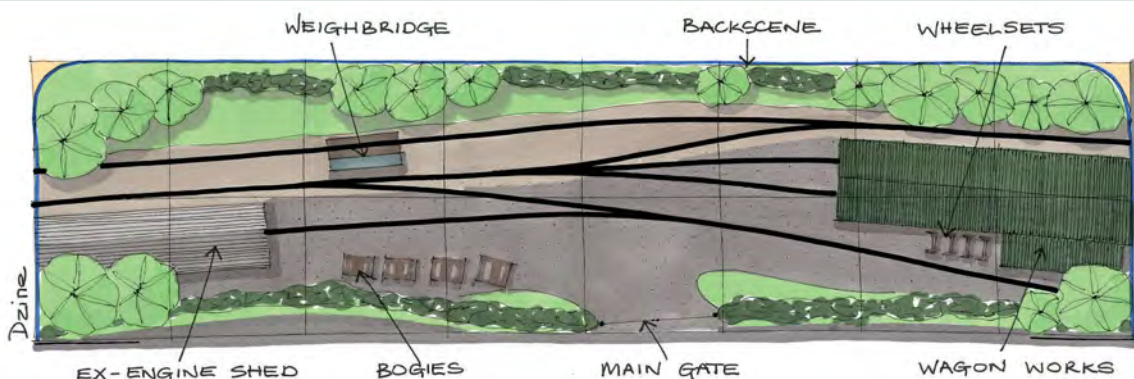
Newquay harbour dates back to the mid-1400s, flourishing in the mid-1770s, with the railway laid in 1849. It was a short line, around 4,000' long, from Newquay station down to the harbour, with a cable hauled 1-in-4.5 incline through the tunnel. The last train is said to have been around 1924/25 and the rails were lifted in 1926. Principal commodities were iron ore, china clay, china stone and processed fish, with the last ship delivering cargo in 1921. Perhaps the most noticeable missing feature is a 150' long timber trestle linked to the central, now isolated, stone quay.

I've found no records as to how the wagons were shunted after being winched down the incline, though I suspect horses were used. For the benefit of operation I'm suggesting locomotives and wagons representing the earliest period are used.

Please note each square represents 1' on all trackplans.



This layout is designed entirely from OO gauge Setrack components, though some cutting might be required. There are five sidings, a short run-round loop on the scenic section and due to the widespread use of curved points, I've included a detailed drawing to aid construction. Note that the 'ST' prefix on the Peco track components has been omitted.



Please note each square represents 1' on all trackplans.

PAUL'S TOP TIP

I've tried to provide considerable design variety both with Phil's layout and those in the principal gauges, showing what's possible even within severe space limitations. My grateful thanks to all who have helped with this feature.

Three-way points are important on micro-layouts as a space saving device. This ready-built unit from finescale specialist Marcway is an ideal solution.



New bullhead track from Marcway is an ideal partner for the three-way point and it looks really good even straight out of the pack. Photograph reproduced with kind permission from Mark at Marcway.




Still active on the main line, No. 60009 *Union of South Africa* was a Scottish Region machine in the 1960s. The shunter watches closely as the famous A4 takes a turn on the depot's turntable.


MILTON STREET MPD

Bunking around a shed was once a favourite activity for schoolboy trainspotters. *Spencer Anderson's* 1960s layout recalls the thrill of seeing big steam locomotives up close.

FACT FILE

- ▶ **Scale/Gauge:** 4mm to 1' scale, 16.5mm gauge 00
- ▶ **Size:** 8' x 2' 3"
- ▶ **Era/Region:** 1960s Scottish Region
- ▶ **Location:** Lanarkshire
- ▶ **Layout Type:** End-to-end depot
- ▶ **Words:** Spencer Anderson
- ▶ **Photography:** Nigel Burkin





A group of lucky schoolboys get a guided visit around the shed, taking the number of 8F 2-8-0 No. 48062 as it stands over the ashpit awaiting attention.

Milton Street Motive Power Depot (MPD) is a purely fictitious layout born from my memories of the last days of BR steam. It was also heavily influenced by working days in the 1980s when I was employed at the now-demolished Ravenscraig steelworks, affectionately known as 'The Craig'.

Being born and bred in the steel town of Motherwell, ten miles south of Glasgow on the West Coast Main Line, and a pupil at Muir Street Primary School, which afforded me a great view of the locomotive shed, I suppose it was only natural that trainspotting would play a large part in my life.

In the final years of BR steam I was privileged to have seen some of the finest locomotives ever to grace our railways; Stanier 'Duchesses', Gresley A4s, 'Britannias', 'Black Fives', the beautifully proportioned BR 'Clans', rebuilt 'Royal Scots' and 9Fs, to name just a few of the many classes I 'copped'.

When I decided to take up model railways around 14 years ago it was inevitable that any layout I constructed would be set in the late steam era. At first, I planned to construct a branch line terminus, but I suppose this was doomed from the start as my ever-increasing stud of locomotives leaned towards the main line variety which I remembered so fondly. After a year working on this project I decided to scrap it and rethink the type of layout that I would need to display the collection.

As space at home is limited, my thoughts turned to the construction of an MPD layout with buildings based on real structures from the area. A plan was drawn up, which at 8' x 2' 3" was just enough to fit into the smallest bedroom in the house. I decided to feed all the shed roads from a turntable, an arrangement used at Lancaster shed, to have a more spacious effect.

Originally two baseboards, each measuring 4' x 2' 3" were constructed along with a scenic board 2'

3" x 2' 3". But after the layout's first outing it was decided to build another scenic board at the coaling stage end of the layout to allow locomotives access to the scenic section from either end of the layout.

The track is Peco Code 75 Streamline with large and medium radius Electrofrog points, operated by the stud and probe method. Because slow running is a priority I decided to opt for DCC control, using a Gaugemaster Prodigy controller.

BUILDING INSPIRATION

My MPD is based on Polmadie in Glasgow, but with the workshop from Grangemouth attached to the right hand side of the main building. The sand house is also from Grangemouth, while the coaling stage/water tank is of Lancashire & Yorkshire Railway origin. The small office block was built by Jimmy Anderson.

Buildings forming the background at the Milton Street end are purely fictional and have been

Being born and bred in Motherwell, I suppose it was only natural that steelworks and railways would play a large part in my life.

KEY DETAILS - THE TURNTABLE



3

My Heljan turntable, which is critical to the operation of the layout, has been modified by removing the control cabin and replacing it with a steam vacuum pump based on the one at Carlisle Kingmoor. Heavy weathering completes the modifications. After the layout's first exhibition I came to realise just how important the performance of the turntable is. It has been stripped on numerous occasions to be thoroughly cleaned and reassembled as the slightest bit of dirt can seriously affect the operation. We used to remove the deck for transportation but it is now secured in place when in transit using a length of 9mm ply with a section of 10mm thick foam glued to protect the track. Two 4mm bolts are inserted and secured to recessed nuts on the underside of the baseboard. The control unit is recessed into the main control panel and is lit by two LEDs. The cable is stored in a custom built compartment situated within the baseboard frames when the layout is in transit.



4

Photographic representations of the long-gone Ravenscraig steelworks tower over a Fairburn 2-6-4T shunting locomotive coal wagons.

5

A frustrating, but irresistible view over the shed wall for any trainspotter in steam days. Which 'Duchess' is hiding in there?



6

The steelworks looms over a tenement block, typical of those once seen all over industrial Lanarkshire.



angled to improve the aesthetics of the layout. These, along with the railway structures, are constructed from various thicknesses of card covered with Metcalfe brick paper. All roofs are covered with overlapping strips of paper scored to represent the individual slates and all have been completed with Ratio gutters and downpipes and heavily weathered to represent the industrial atmosphere of the time.

Locomotive access to the scenic section is via cassettes hidden off-scene and placed into a recess under the buildings at either end. The idea for this came from a layout I saw at Model Rail Scotland in Glasgow a few years ago. These can hold a small tank locomotive and two coal wagons which are shunted up to the coaling stage and emptied behind the scenes before being collected. I am looking to fit lighting to this area of the layout in the future.

The Ravenscraig backscene was created using photographs taken during my time there during the 1980s. Although the period of the layout is around 20 years earlier, there was never any doubt that the 'Craig would dominate the backscene, as it did the skyline of Motherwell for so many years. It was produced for me by C.A. Mediaprint in East Kilbride and is mounted on 5mm thick foamboard.

After it was secured to 9mm thick plywood with heavy duty double sided tape I decided to build a frame onto the ply for rigidity. These are removable for transportation. During exhibitions they are held in position by the lighting brackets which are mounted on the frames at the baseboard ends.

The scenic baseboard comprises Milton Street (the name comes from the street where I grew up in Motherwell's Daisy Park), a large industrial corrugated building and the Glasgow tenement block complete with washhouse (locally known as a 'steamie') to the rear. The elevated road breaks up the overall flatness of the layout.

The large retaining wall, tenement - with individual stones added - and washhouse are all painted in a close approximation of the red sandstone of the area. Advertising hoardings on the gable end of the tenement are for my favourite tippie (the black stuff from Ireland) and a concert headlined by The Jimi Hendrix Experience. A second-hand car dealer and weighbridge complete the scene.



Although purely fictitious, the steelworks buildings are inspired by real structures from Ravenscraig and Clydebridge.

KEY DETAILS - HEAVY INDUSTRY



Industrial buildings were made from 5mm thick foamboard and covered with Wills corrugated sheets on both walls and roofs. This was not the most time-consuming building to construct but it was the most awkward. The design came about by accident as Milton Street didn't blend into the backscene as anticipated. To hide it, I decided to have the buildings span the road and have access through the gates which form the works boundary.

The decision to build the extra board came about because of a lack of space for locomotives under the coaling stage.

After some thought I decided to model part of the Clydebridge steelworks building in Cambuslang, again using foamboard covered with corrugated sheeting on both walls and roof. The walkway was constructed from the excellent Knightwing kits. The tracks from the turntable were extended to a small wagon repair shop complete with a small lean to shed built for me by Michael Johnston - an embankment with a disused railway line was added to complete the scene.



9

Framed by water cranes, A1 No. 60164 *Robert Reekie* - a tribute to Spencer's uncle - rests between duties. A visiting 9F has also called in for servicing.

KEY DETAILS - HUMAN INTEREST



10

Cameo scenes add to the overall atmosphere of the layout - the Glasgow housewife (wifey) cleaning her windows in the tenement, the women gossiping at the 'steamie', the car salesman trying to seal the deal, trainspotting school kids at various locations and the workmen at the wagon repair shop. It's important when positioning figures to try and suggest human activity without having people frozen in mid-run or other unrealistic poses.

LOCOMOTIVE FLEET

My locomotive stud numbers around 30 - and counting, with examples of ex-LMS, ex-LNER and BR Standard classes seen in and around Glasgow in the final years of steam. All are steam outline but not all are ready for exhibition as some need to be fitted with decoders. Others need to be weathered and some are awaiting repairs. Some are based on locomotives I remember seeing in my trainspotting days, most notably A4 No. 60012 *Commonwealth of Australia*. I saw it outside Motherwell MPD, shorn of nameplates and valve gear awaiting its final journey to McWilliams' scrapyard. A sad sight if ever there was.

The pride of my fleet is Peppercorn A1 No. 60164 *Robert Reekie*; a locomotive which never existed. It is named in memory of my late Uncle Bob who was more like a father figure to me. As with all my locomotives, it has been suitably adapted for exhibition with the addition of a footplate crew, weather sheet, headlamps and weathering.

My Hornby 75 ton breakdown crane required a lot of modification before being ready for exhibition. First of these alterations was to change the wheels on the crane wagon. This was followed by the removal of the lifting gear and replacement with cotton to represent the steel cables and various bits and bobs to represent pulleys and other associated parts. A tarpaulin sheet and folded down chimney were also added.

The jib runner had toolboxes added both above and below the deck. A spreader bar, chains and sleepers completed the extra details on this section of the crane. All the vehicles have had extra weight added and the model was repainted and heavily weathered.

The crane, along with a couple of engineers vehicles, is usually parked beside the coaling stage purely as a static attraction. A lack of space precludes any shunting moves with it!

11

The scratchbuilt shed captures the air of decline common in the final years of BR steam, but also puts it into context with its industrial surroundings.

During the five years or so it has taken to build the layout I have learned that like most, if not all modellers, there are some aspects I would either have done differently or changed completely. As it stands I am generally satisfied with the final result. There's still plenty to do, mainly detailing and adding 'clutter' in the right places, although as with all layouts, it will never really be finished.

Special thanks must go to my long suffering wife Jess, my 'twin' Michael Johnston, Jimmy Anderson and Craig at CA Mediaprint in East Kilbride which produced the excellent backscene and signage.

I feel at this point I must also give sincere thanks to my fellow members of 12AD Model Railway Group - all of whom have their special skills. Bill Auld for his woodwork and electrics, Joe Loftus for his weathering and also electrics (he is also responsible for the group's website) and Keith Brown, the youngest member of the group whose weathering skills are proving to be of the highest standard. They have been a tremendous help and inspiration for me and continue to be so. I'm sure that the layout would not have been at the standard it has reached without their input. Thanks guys. Thanks also to Nigel Burkin for the excellent photographs. **BRM**

More details of the layout can be found on our group's website www.12admrg.co.uk



12

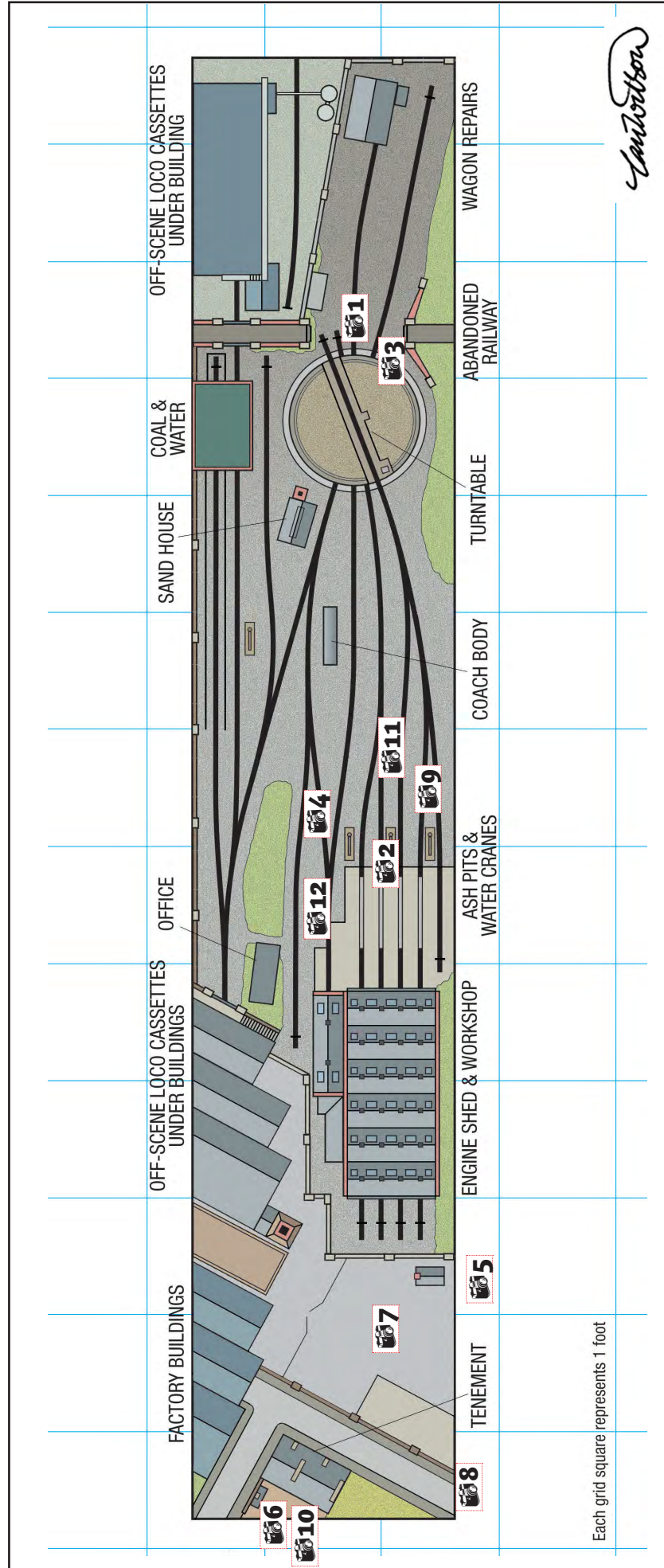
Ex-LMS designs dominate as a 'Patriot' 4-6-0, Stanier 8F and Fowler 2-6-4T await attention.



00 GAUGE

LAYOUT FOCUS MILTON STREET

LAYOUT FOCUS



This month's **OXFORD** New Releases

1:72

Gloster Gladiator with Skis - FI 19
Fänrik Karlsson, 1940
AC056 1:72

1:43

Daimler SP250 - Royal Red
DSP002 1:43

Mini Car - Just Divorced
MIN022 1:43

Land Rover Series 1 88" -
Post Office Telephones
LAN188006 1:43

1:76

Volvo FH4 Curtainside -
Eddie Stobart
76VOL4001 1:76 **NEW Tooling!**

Mercedes Actros MP4 GSC
Curtainside - Eddie Stobart
76MB001 1:76 **NEW Tooling!**

Scania Topline Drawbar -
A. Pettifor & Son Ltd
76DBU002 1:76

Scania 110 Flatbed
Trailer - James McBride
76SC110003 1:76

Leyland Royal Tiger
Coach - Lough Swilly
76LRT006 1:76

Thornycroft Nubian
City of Birmingham AFS
76TN001 1:76 **NEW Tooling!**

Land Rover FT6 Carmichael -
Westland Aircraft Ltd
76LRC002 1:76

CMP LAA Tractor -
1st Canadian Div. 1945
76CMP008 1:76

Massey Ferguson 135 - Red
76MF001 1:76

Ford Transit
Mk 1 - White
76FT1001 1:76 **NEW Tooling!**

Ford Transit
Mk 3 - White
76FT3001 1:76 **NEW Tooling!**

Ford 400E Van -
British Rail
76FDE001 1:76 **NEW Tooling!**

MGTC - Black
76MGTC004 1:76

Austin Cambridge A60 -
Persian Blue/White
76ACF001 1:76 **NEW Tooling!**

Ford Cortina Mk III -
Noel Edmonds
76COR3007 1:76

Messerschmitt
KR200 Cabrio -
Mimosa Yellow
76M8C002 1:76

1:87

1965 Ford Mustang Convertible -
Tropical Turquoise
87MUG5002 1:87

1957 Mercury Turnpike -
Moonmist Yellow/Classic White
87MT57002 1:87

1941 Lincoln Continental -
Paradise Green
87LCA1005 1:87

1956 Ford Thunderbird -
Raven Black/Colonial White
87TH56006 1:87

Fowler B6 Showmans
Loco (Dorset) Supreme
76FB6002 1:76

To order, call:
02380 248850

 Follow us on Twitter
@OxfordDiecastUK

See more at:
www.oxforddiecast.co.uk

OXFORD DIECAST LTD. PO Box 62, Swansea SA1 4YA Tel: 01792 643500

OXFORD 
Precision die-cast scale engineering
at surprisingly inexpensive prices

Here's your chance to have your layout or project highlighted in the pages of **BRM** for all our readers to enjoy. Send your photographs and text to the address below. We look forward to receiving them!

KEEPING IT IN THE FAMILY



My dad worked in a signalbox as a 'signal lad' in 1937. He was a great enthusiast for most things, one of which was making a model railway

out of scrap, even using parts of an old piano! I wish I had taken more notice of what he was doing at the time.

When he passed on I inherited a lot of model equipment and when I retired I fitted out my

shed as he had done with his. I tried various layouts until I settled for the mixture that I have at the moment. My grandchildren love coming into the shed and they still think the best bit is when the trains crash! I really don't mind as I quite like going in the shed the next day and putting it all back as I like it.

I just hope the young ones remember the good fun and who knows they may have their own layouts to 'play' with when they are older.

I like to think that they will get the enjoyment that was passed to me from my dad.

Ray Williams



AN MPD ON BOOKCASES

This is a small MPD that I was inspired to build following the release of the Bachmann locomotive maintenance shed.

I've dabbled in model railways since the early-1970s. However, marriage and children were a lovely distraction, and so trains were put on hold until my children discovered 'Thomas'. A number of house moves resulted in unfinished layouts. This time I decided it was time to build something portable, so 'Rectory Lane' was

created. It was inspired by my visit to the Festival of British Railway Modelling in 2011 when I saw a small DCC layout with sound. I work from home and it sits in my office on top of a wall of bookcases. It is just 6' x 15". Points are operated using old bicycle spokes. I was looking for something a little urban and gritty, and so there is still lots to do with detailing, although I'm quite pleased with the scale plastic bags and newspapers which litter the depot!

Neil Redeyoff

LAYOUTS

GWR FLAVOUR



This is 'Dart Valley Junction' yard, with two 64XX locomotives awaiting shunting duties. I got back into model railways after visiting

Dartmouth and travelling on the Kingswear to Paignton line. The layout is ongoing and is giving a lot of pleasure to myself and friends.
Eric Austin

DEVIL'S BRIDGE

I attended the Warley NEC show last November and signed up to receive the 009 Society magazine. I've recently completed this layout in 009 gauge and it measures 2' x 2'.

The track is Peco and it took me a week to lay it and get the gradients correct. The main body of the layout consists of a rock foundation and slate walling. The walling is made from cardboard and each piece has been cut by hand, laid and weathered.

The layout has two stations, 'Aberystwyth' and 'Devil's Bridge

Halt'. There are two tunnels which makes the running of the trains more interesting. The layout has been challenging to undertake and I gained a great deal from its construction. I hope I'll have the opportunity to show it around many railway shows.

I feel sure that the layout will give people ideas and they'll be encouraged to undertake a project which can be created with little space. I gain a lot of knowledge from **BRM** and you don't need a lot of space to have a model railway.

Robin Griffiths



WRITE TO Readers' Layouts, **BRM**, The Maltings, West Street, Bourne PE10 9PH

OR E-MAIL brm@warnersgroup.co.uk and title your email *Readers Layouts*



White Rose Modelworks
Manufacturing Baseboards of Distinction

- * **Bespoke Model Railway Baseboards**
- * **Unique Plug and Latch system**
- * **Made to suit your space and needs**
- * **Laser cut Plywood Helixes**
- * **Four Standard Sizes**
- * **Bespoke Helixes**
- * **Track laying**
- * **Electrics and Scenics undertaken**
- * **Control Shelves & Backscenes**
- * **Traversers and Sector Plates**
- * **Fully Stocked Model Railway Shop**

Contact us

Tel: 01677 422444

Email: info@whiterosemodelworks.co.uk

Website: www.whiterosemodelworks.co.uk

White Rose Modelworks

Unit 10

Bedale Station

Bedale

North Yorkshire

DL8 1BZ



MEET THE BRM EXPERTS

WHAT THEY'VE BEEN UP TO THIS MONTH



BEN JONES

The power feeds are installed and point motors are going in on the lower deck. I've also started work on the main control panel. There's still lots of wiring and soldering to do before I can run trains properly though!




ANDY YORK

Andy is apparently slapping emulsion paint and hanging basket liner around in his garage. He won't show anyone what he's up to though. He muttered something about mills, bombs and sandbags. Perhaps it's a clue.



PHIL PARKER

I'm trying to compile lists of all the pieces I'll need to see me through the winter months and the long dark evenings. The trouble is, I always seem to spot extra goodies that I want and make more work for myself!



HOWARD SMITH

Part of this month has been spent getting back to my O gauge layout. Now that winter is here it's harder to set it all up outside, but I can get on with some smaller locomotive and rolling stock-related projects in the evenings.

GOT A MODELLING QUESTION? BRM'S EXPERTS CAN HELP!

IF YOU HAVE A MODELLING QUESTION YOU WOULD LIKE ANSWERED, PLEASE E-MAIL brm@warnersgroup.co.uk AND INCLUDE 'Q&A' IN THE SUBJECT BOX

YOUR BRM

Q&A

Top advice from our modelling experts

SOLENOID PROBLEMS



Is there a trick I'm missing when fitting solenoid type point motors? I've tried marking the baseboard with the point in mid-position, drilling a 10mm hole and fitting the motor with the plate but there's a lot of messing round to get the thing to work correctly. I don't want to fit the motors directly to the points although I think this is probably the best way.

Michael Draper, London

Phil Parker says: For a start, let me disagree that fitting motors directly to the points is the best way. I like mine under the baseboard where I can get at them easily for maintenance.

Having fitted a good few solenoid motors, there are a few tricks. I'm going to assume that you are using Peco motors but most of this will apply to other types too.

Make sure the motor can throw the point before screwing it to the board. Hold it in position and move the pin and check that the point can change. The motors' centre of throw should align with the centre of the point throw.


Don't screw the fixing screws too hard into the wood. If they're too close, the plastic adaptor base can bend and increase friction in the system. Many of my motors hang down by a

couple of millimetres and work fine.


If you're using Peco points and the Peco adaptor base to mount the motor to the baseboard, there are two over-centre springs in the system. These clever springs holds the point over when you push it and there's a second one in the adaptor base to do the same thing for the motor. You only need one, so take the spring out of the adaptor base - this halves the effort the motor needs to make.

Are you using a Capacitor Discharge Unit? If not, buy one and wire it in - you only need a single unit for the whole layout. It works by storing a charge and releasing it when you press the operating button. Instead of getting a weedy dose of electricity from the controller, the point will get a blast of power for a fraction of a second which will overcome a lot of stickiness. Once fitted, waggle the motor back and forth by hand to make sure it can change the point. If it can't work by hand, it won't work with a motor.

Finally, a spray of WD-40 can work wonders for sticky motors but it won't fix basic faults such as misalignment.



Above Under the baseboard. A Peco solenoid point motor and plastic baseplate.



Left A Capacitor Discharge Unit (CDU) stores an electric charge and releases it instantly when a point switch is changed. At least one CDU per layout is recommended if you have solenoid type point motors.

HIGH-FREQUENCY TRACK CLEANING



Would the Gaugemaster HF-2 track cleaning unit be suitable for my model railway which occupies my 18' x 6' loft space?

Rick Grindle, Monmouth

Phil Parker says: High-frequency track cleaning units work by superimposing a high frequency signal over the track power. When resistance is detected due to poor contact between wheels and the rail surface, a high frequency signal is automatically turned on, ionising the air gap between the two and burning off dirt and residue. Sometimes you'll hear a slight crackle as the dirt is ionised and the loco might slow slightly.

The device fits between the controller output and the track and afterwards you'll be rewarded by perfect running, or at least fewer problems caused by dirty trackwork.

The overhead wiring on my model of Hellingly Hospital Railway (pictured right) made cleaning the rails with a conventional rubber awkward, so



High-frequency track cleaners can make a big difference to the performance of small locomotives on DC layouts.

I installed a Gaugemaster unit to see if it made life at exhibitions any easier – the locomotives have small wheels and run slowly, so we were cleaning the track at least twice a day. Afterwards, I think there was an improvement, but I wasn't confident enough to abandon cleaning with a Double O Gauge Association track rubber at the start of each day with occasional rubs in high-traffic areas. The HF-2 unit didn't

make things worse, but it's difficult to say how much it improved them. Some people report excellent results though, so it's worth a try.

High-frequency track cleaners can only be used with conventional DC powered layouts as the signal can interfere with DCC and damage locomotive decoders. If your layout is DCC, look out for suitable cleaners, such as DCCconcepts' Elektrak.



To clean track, most people tend to use track rubbers such as this one, sold by the Double O Gauge Association.

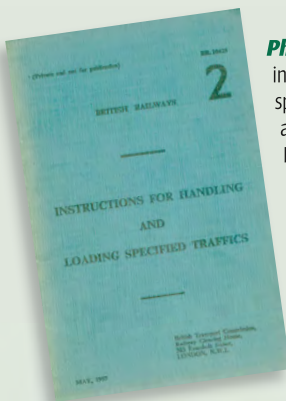
WAGON LOADS WITH A DIFFERENCE



I tend to see the same old wagon

loads on flat wagons, usually a girder or a section of pipe. Surely there is something else that wagons transported, preferably something slightly unusual, but justifiable. Can you help?

John Black, by e-mail



British Railways booklet on instructions for handling and loading specified traffics.


Phil Parker says: If you need inspiration for wagon loads and you can't spot anything in old photographs, then pay attention to lorries you see on the motorway. Most of the items transported by road today would have travelled by train in the past.

My favourites are engineering items. From odd-shaped castings to machinery, sometimes it's difficult to work out what you're looking at, but that makes them all the more interesting. Reproducing these loads in miniature can involve some scratchbuilding, but if you need a quick result, try this kit from Proses.

Containing a pair of identical loads made up from a couple of gear wheels, carrying cradle and wooden supports, they make up with superglue in a matter of minutes. A coat of red-oxide car primer from an aerosol, followed by a wash of dark brown paint finishes the model.

Loading a wagon on the prototype was governed by the rules laid out in the British Railways booklet entitled *Instructions for Handling and Loading Specified Traffics*. It's pretty vague on securing engineering items and much clearer on standard items such as sacks and barrels, but it appears that the wooden supports would be nailed to the floor of the

Proses loads are easy to assemble from plastic and laser-cut wood components.




These generic gear wheels could be destined for a mill, large boat, steelworks or dockyard.

wagon. For a model, a small piece of Blu-tack will hold the load in place and allow it to be removed if the wagon is to run empty.

On that basis, I've used a Bachmann five-plank wooden vehicle which conforms to the rule 'a suitable vehicle must be used'. The wooden packing is essential. Loading and unloading would be carried out using a crane, the item being lifted by straps attached to the hook. These had to pass under the load so it couldn't sit directly on the floor, hence the use of wood to raise it. All you need is a suitable crane at each end of the journey, so make sure your goods yard is suitably equipped.

W www.goldenvalleyhobbies.com
Proses wagon load kit (2pcs)





No. 62517 stands in the works yard at Stratford in August 1959, a month before withdrawal. During its BR career it was based at all three of Great Yarmouth's sheds (South Town, Vauxhall and Beach), plus short periods at Lowestoft, Norwich Thorpe and March before withdrawal from March in September 1959. Note the tablet catching equipment attached to the tender, a reminder of its work on former Midland & Great Northern lines. STRATHWOOD COLLECTION

LNER D16/3 4-4-0

These elegant Great Eastern 4-4-0s were the ultimate development of a series of highly successful passenger locomotives, as **Ben Jones** discovers.

In the pre-Grouping era, 'standard' classes were usually limited to the larger companies and incremental improvements to existing designs were often the norm. Among the smaller and less wealthy railways, locomotives were more normally built in small batches for specific duties or as-and-when companies could afford to renew or expand their fleets.

An archetypal case is the family of 'Claud Hamilton' 4-4-0s, introduced by the Great Eastern Railway in March 1900. A total of 121 graceful, handsome and effective locomotives was eventually built, in no fewer than 13 batches (the prototype, No. 1900 *Claud Hamilton*, followed by 12 batches of ten) over a 24 year period.

As experience was gained with the type, improvements were steadily introduced including better cabs, oil or coal burning, larger capacity tenders, Belpaire rather than round-topped fireboxes and deeper frames on later locomotives. Later batches were nicknamed 'Super Clauds'. Modifications were also made to some locomotives by the GER and, from 1923, by the LNER, which complicated the picture still further.

From 1923, largely original locomotives became LNER class D14, while those with modifications were designated D15, D15/1, D15/2 and D16, D16/1 and D16/2 'Super Clauds'. The LNER also continued the improvement programme started by the GER throughout the 1920s

and early-1930s, with locomotives changing sub-classes depending on whether they received extended smokeboxes or superheating. All 121 locomotives were subjected to at least one major rebuild and in some cases several. See *Yeadon's Register of LNER Locomotives, Volume 14* for a full summary of the class.

However, the biggest development occurred in May 1932 when the first of Nigel Gresley's D16/3 rebuilds emerged. These extensively modernised locomotives featured new round-topped boilers and improvements to the front end, including new piston or slide valves. Great Northern Railway cast iron chimneys were also fitted in place of the more elegant GER type, which had

originally featured a polished copper cap. With a couple of exceptions, those rebuilt from D15s had the decorative valances over their driving wheels removed, while 'Super Claud' rebuilds from June 1938 retained them. GER short-wheelbase tenders, of a similar type to those attached to B12 4-6-0s were also supplied.

A dramatic improvement in performance was reported and between 1933 and 1949, 94 'Clauds' were rebuilt as D16/3s. Those not involved were steadily withdrawn and the introduction of new Thompson standard locomotives in the late-1940s and early-1950s rendered them surplus. All had gone by 1952.

Although the new Thompson locomotives, particularly the large



At the height of the summer season, No. 62597 departs from Hunstanton with a train for London Liverpool Street in August 1959. Several rakes of coaching stock give a clue to how busy the lines to East Coast resorts were in the post-war years. If this scene interests you, look out for Chris Trafford's 'South Town' layout in next month's **BRM**. COLOUR-RAIL (BRE866)



Those D16/3s rebuilt from D16/2 'Super Clauds' generally retained valancing over the driving wheels, including No. 62618, captured at Sudbury in July 1956. Behind the tender is an ex-LNER horsebox, followed by a Thompson non-gangwayed Composite (CL) and a Gresley wooden-panelled non-gangwayed coach, all of which are in the Hornby range. All are painted in BR crimson. COLOUR-RAIL (BRE1949)



Built by the GER as a D56 in 1908 and rebuilt by the LNER from a D15 after 1933, Cambridge's D16/3 No. 62567 retains its Westinghouse air-brake equipment in this undated view. Not all D16/3s were lined out when painted BR black, many retained plain black until withdrawal. STRATHWOOD COLLECTION

influx of B1 4-6-0s, had displaced them from front line work in East Anglia by the late-1940s, the D16/3s continued to play an important role on secondary and cross-country passenger duties until the late-1950s.

OPERATIONS

Prior to the Second World War, D16/3s were used alongside B12 and 'Sandringham' 4-6-0s on GE main line expresses between London Liverpool Street and the ports and resorts of Essex, Suffolk and Norfolk. By 1947 the class was spread widely across the former GER system with Norwich, Cambridge and Stratford having the largest allocations. However, by 1950, the class was being pushed to the margins of East Anglia and was becoming rare in London, except for visits to Stratford Works for repair.

From the late-1940s they were increasingly used on cross-country work, including Midland & Great Northern Joint lines radiating from Melton Constable. Eight piston-valve D16s were despatched briefly to the Cheshire Lines (CLC) in north-

west England between October 1949 and autumn 1952 to replace ex-Great Central D9s. All but one was then transferred back to the ER at Peterborough Spital Bridge (the city's ex-Midland depot), from where they were employed on secondary passenger trains to Rugby, Northampton and Leicester until 1958.

Other regular cross-country haunts included the Cambridge-Bedford-Oxford route between 1950 and 1957, Lincoln-Nottingham/Derby in 1957/58 and, from the mid-1930s until final withdrawal in 1960, the GN&GE Joint line from March to Lincoln via Spalding.

Although 90 locomotives were still active in January 1954 from Norwich (19), Great Yarmouth (11), King's Lynn (14), Melton Constable (7), Cambridge (16), March (9), Bury St Edmunds (7) and Peterborough Spital Bridge (7), this had been slashed to just 14 by April 1959 and a single machine, March's No. 62613, by March 1960. The lone survivor eventually succumbed in December of that year. East Anglia was the first BR area to go over to diesel traction and the surviving D16/3s were among the many victims of BR's Modernisation Plan. Surprisingly, considering how relatively well-represented GER classes are in preservation, no 'Clauds' were saved, denying future generations the chance to admire this classic design.

COMPLEMENTARY MODELS

Hornby's new D16/3 complements a number of excellent models

already on the market. Over recent years LNER/ER modellers have been relatively well-served by Hornby in particular. The recent J15 0-6-0 (**BRM** April 2015) and B17 4-6-0 are ideal companions for LNER and BR days, while Hornby's Thompson B1 4-6-0, L1 2-6-4T, O1 2-8-0 and Peppercorn K1 2-6-0 (**BRM** February 2015) worked alongside the D16/3s from the late-1940s. Although it hasn't been available for some years, Hornby also has the ex-Tri-ang B12 4-6-0 in its range. Dare we hope for an all-new version before too long?

From other manufacturers, Bachmann's K3 2-6-0 and B1 4-6-0 are suitable, as are original versions of the English Electric Type 3 and Type 4 (later Class 37/0 and 40) which appeared in the final months of the class. Heljan's BTH and North British Type 1s (Class 15/16) and Hornby's Brush Type 2 A1A-A1A (Class 30) were also in the vanguard of diesel traction in East Anglia.

Passenger stock is less well-served but there are good RTR options available if you wish to keep things simple. Hornby's Gresley teak stock, both gangwayed and non-gangwayed, is available in LNER and BR colours. Hornby also offers Thompson steel-panelled non-gangwayed stock in LNER and BR colours. As will be obvious from contemporary photographs, a mix of these types was often seen in cross-country trains from the 1930s onwards.

From Bachmann, Thompson gangwayed express stock is another

option, especially if you can obtain any of the shorter 52' 6" vehicles. But, for 1950s modellers, there are other, non-LNER options from further afield. Archive photographs show D16/3s hauling rakes of ex-LMS Stanier Period III coaches on M&GN, Lincoln-Nottingham/Derby and Peterborough-Leicester/Rugby services. Hornby offers gangwayed P.IIs and non-gangwayed ex-LMS coaches as seen on Cambridge-Bedford-Oxford services in BR colours, while Bachmann has produced Period III 'Porthole' stock in BR crimson/cream. As you'll see from this article, Bachmann Mk 1s in crimson/cream or maroon are also suitable for the final years of the class.

However, for the LNER period, right through to the late-1950s, there was a great deal more variety in passenger stock than is catered for by RTR manufacturers. Kit manufacturers such as Ian Kirk (available from www.cooper-craft.co.uk) can supply a wide variety of LNER designs in 4mm scale. Unfortunately, passenger vehicles of GER origin are in shorter supply, despite many lasting well into the BR era. Look out for kits from Bill Bedford (Mousa Models), Worsley Works, D&S. Some are no longer in production, but can be obtained via online auction sites if you're lucky.

As can be deduced from the list above, there's no shortage of companions for Hornby's new D16/3 and plenty of opportunity for the keen modeller to re-create East Anglian operations between the early-1930s and 1960. **BRM**

WHO WAS CLAUD HAMILTON?

Lord Claud Hamilton was a director of the GER for more than 50 years, until it was absorbed into the new London & North Eastern Railway (LNER) in 1923. He joined the board at the age of 29 and took over as Chairman in 1893.

FACT FILE

For many years, 'Clauds' were the preferred traction for Royal Trains to and from Sandringham, near King's Lynn. In July 1950, one of the 'Royal' trio, No. 62614, shows off its trademark white cab roof, apple green livery and BR emblem at its home depot (31C). COLOUR-RAIL



D16/3 LIVERIES

Lined LNER apple green was the standard livery for the 'Clauds' from 1923-28, when as a second-rank class they were demoted to lined black. Of the D16/3s, No. 8900 *Claud Hamilton* regained it, as one of a trio selected for Royal Train duties. No. 8900 was withdrawn in 1947 but Nos. 8783 (later 2614) and 62618 were also lined green in the late-1940s and early-1950s. No. 8900's nameplates were transferred to

No. 62546, which carried them until withdrawal in June 1957. As the photograph above shows, No. 62614 unusually carried apple green with BR lion and wheel emblems. BR livery was very slowly applied by Stratford Works to the D16/3s with some only ever carrying unlined black. Others did gain the full mixed traffic lined black with the early emblem, but only a few survived long enough to receive the post-1956 late crest. See *Yeadon's Register of LNER Locomotives, Volume 14* for more details.



By the time this photograph was taken at South Lynn on August 9, 1960, No. 62613 was the only 'Claud' left in BR service. Based at March, it would survive until November of that year, but was scrapped just two months later. Completed as late as June 1923, the locomotive was one of those rebuilt from D16/2 to D16/3 after 1938 which retained its decorative valancing. COLOUR-RAIL

WHAT'S NEW?

News and Events from the model railway trade

DAPOL: PROTOTYPE HST AND '59' ADDED TO 2016 PROGRAMME



ARC mustard yellow/grey is one of several liveries promised for Dapol's Class 59. On June 22 1996, 59103 was captured at Merehead depot. RAIL-ONLINE

After a lengthy period of reorganisation, Dapol has given a progress update and added two more models on its 'to do' list.

A OO gauge Class 59 diesel locomotive heads the list, with an N gauge version to follow. According to Dapol, the model will "mark a new standard in OO RTR, offering improved detail and usability". It

will be sound-ready and feature an optional diesel-specific smoke unit.

All three variants - Yeoman, ARC and National Power/EWS - are planned, along with different bogie configurations. DCC uses will have access to fully controllable lighting and switchable control for DC users. Also in the pipeline is an N gauge model of the Class 252 prototype High Speed Train (HST). This will be a special limited edition with

all profits being donated to 'Project Miller', which has restored power car 41001 to working order. Delivery is expected in mid-2016.

Dapol says both new models will soon move to the tooling stage. Many other projects are said to be in varying stages of production, and will be announced on an ongoing basis throughout the year.

Managing Director Joel Bright said: "A year of consolidation is drawing

to a close, during which Dapol has doubled the size of its UK factory and brought two new Chinese production facilities into use. The Chirk factory re-organisation and expansion is part of a long-term plan to increase our output.

"Much progress has been made in releasing delayed models. Behind the scenes, quality control and production improvements have been implemented and are proving successful."

COMING SOON FROM BACHMANN...



FARISH 12T PIPE WAGON
Three liveries: Early/Late bauxite and olive green.
Expected Jan/Feb
RRP £17.95



BACHMANN OO GAUGE CLASS A 14T TANK WAGON
Expected Jan/Feb
RRP £19.95

W www.bachmann.co.uk

GET IN TOUCH If you have a new product that you would like us to feature, send it to Howard Smith by e-mail: howards@warnersgroup.co.uk



Surviving prototype HST power car 41001 outside Neville Hill depot in July 2013. BEN JONES

Other new developments include several new signals with rail-built, lattice and GWR round post types awaiting decoration approval. All feature increased detail such as counterbalancing and etched ladders. A new mechanism has been developed for O gauge and bracket signals with speed and dimmer controls.

Modular AC catenary gantries are being designed, permitting differing widths to be configured as required.

Mr Bright added: "A new mechanism is being designed which will allow us to incorporate a number of extra features and improvements into all our future models. One such benefit will be that wherever practicable, locomotives will be

designed for sound fitment as well as a number of 'under the bonnet' changes. The first model to be produced with this mechanism will be the [N gauge] 'Battle of Britain' 4-6-2."

The forthcoming Class 73 is the first model to feature Dapol's quieter diesel/electric mechanism and 'hi-torque' motor. This has been further refined for the OO gauge Class 68 and will feature in all future OO releases. A working sample of the '68' was on display and decorated examples are expected in time for the Warley NEC show on November 28/29, with N gauge models around three months behind.

W www.dapol.co.uk

DAPOL PRODUCTION UPDATE

- ▶ O Gauge Class 08: Tooling complete, first shots on display. Engineering prototype (EP) due soon
- ▶ OO Class 73: In production, expected shortly
- ▶ OO Gauge GWR railcar: Test mouldings due late October. First EP approximately 3-4 weeks later
- ▶ N Gauge Schools: Decorated samples due for Warley exhibition
- ▶ OO Adams B4 0-4-OT: In design
- ▶ OO Class 68: Working EP received, decoration in progress, samples due for Warley
- ▶ N Class 68: Due three months after OO model
- ▶ N Class 50: Tooling underway
- ▶ N Class 33: Working EP received. Decorated samples in progress
- ▶ N Class 252 HSDT: CAD approved
- ▶ N Valanced LNER A4: Production pending, decorations corrected
- ▶ N Class 142: Second EPs due late-2015

Rolling stock

- ▶ N Mk 3 TGS: In production
- ▶ N Maunsell four-compartment Brake Third/Brake Composite: In production
- ▶ N/00 MJA bogie open: Design stage
- ▶ OO IDA 'super low' intermodal flats: Tooling to commence shortly
- ▶ OO HIA bogie hopper: In tooling, N gauge at design stage
- ▶ OO 'Turbot' bogie open: Design stage
- ▶ O HEA/HAA: In tooling shortly
- ▶ O 10ft wheelbase BR wagons: In tooling

Dapol Club exclusives for 2016

- ▶ N Gauge: SR 'Schools' 4-4-0 *Stowe*
- ▶ OO Gauge: Foster Yeoman 59002 *Yeoman Enterprise*
- ▶ O Gauge: BR Class 08 13308 *Charlie*

NUMBER NEWS

50 pence to £5 is the price range of vintage transport memorabilia from British Transport Treasures. The website offers printable downloads of facsimile books, souvenirs and documents, some of which make interesting wall art. Take a look at its range for some light-hearted comic books too.

W www.britishtreasures.com

2 new transfer sheets have been released by Cambridge Custom Transfers. Sheet BL153 covers BR (ex-GWR & LMS) 4 and 6-wheeled

Palethorpes sausage vans to GWR Diagram O46 & LMS Diagrams 1955 and 1958, with lettering and logos for 4 vans. Sheet BL154 is for BR (ex-LMS) bogie Palethorpes sausage vans to LMS Diagrams 1957 and 2001 with full lettering and logos for 2 vans.

The prices per sheet with postage are 2, 3, 3.5 & 4mm scales - £14.00, 5 scale - £28.00.

W www.cctrans.org.uk

2016

will see Recreation21 - creator of inset cobbled track parts - tour model railway exhibitions nationwide. It intends to demonstrate the use of its 3D-printed range of inset plastic track pieces for gauges OO, O and 1. New track designs are also being added to both code 100 and code 75 track ranges.

W www.rue-d-etropal.com

600

figures and counting are now available from Kenneth Clark. Using a combination of body parts, a whole host of crews and platform staff now form part of the range. A list of the whitmetal figures can be obtained via e-mail.

E kennclark@btinternet.com
A Kenneth Clark, 4 Harrow Road, Aberdeen AB24 1UN

WARLEY 2015

The largest annual model railway exhibition in the UK will be held in Hall 5 at the NEC in



Birmingham on November 27/28. Don't miss this incredible family-friendly event, with plenty of things to see. Advance booking closes on November 13, so book in advance to save money on the day. Turn to page 46 for more information, or visit the website.

T 07576 320 676

W www.thewarleyshow.co.uk




OBSCURE LIVERY FOR 'WARSHIP'



Lord and Butler is producing an odd variations of Bachmann's Class 43 'Warship', featuring D864 *Zambesi* in pristine (£174.99) and weathered (£194.99) BR Blue and dark brown/maroon livery, uniquely carried from November 1966 until withdrawal in March 1971.

W www.lordandbutler.com **T** 02920 667 225

DJM PROPOSES '74'



DJModels has revealed the first complete engineering prototype of its Class 71 electric. As the photographs illustrate, progress to date has been significant, and the specification of the model is now clearly visible.

The models feature posable pantographs and numerous etched details such as lamp brackets, front steps, builders' plates and the pantograph head. The models are currently in tooling in China, however



the crowd-funding cut-off date of October 1st was extended by 90 days, so you can still place your pre-orders until December 29.

In other news, DJ Models has announced its intention to produce a Class 74 electro-diesel in OO (above right), following on from its Class 71 electric. The Class 74 is a logical next step for the manufacturer, as the two locomotives share many common body features – the Class 74s

being re-built from redundant Class 71s in the late-1960s and fitted with diesel engines to make them more versatile.

To date, five guises have been declared – 74009, 74003, E6101, E6106 and 74010 – all in BR blue. The new models are to be crowd-



funded and DJModels has released its pricing structure. The Class 74 RRP is £159.99, but for those that back the project upfront, the price is reduced to £139.99, with a limited edition weathered version also available at £149.99. A special price of £119.99 is being offered to those who have also subscribed to the Class 71 model.

The models are expected to be released by the fourth quarter of 2016 and pre-orders are being taken via Kernow Model Rail Centre's website.

Look out for project updates on both the Class 71 and 74 in **BRM**.

W www.kernowmodelrailcentre.com

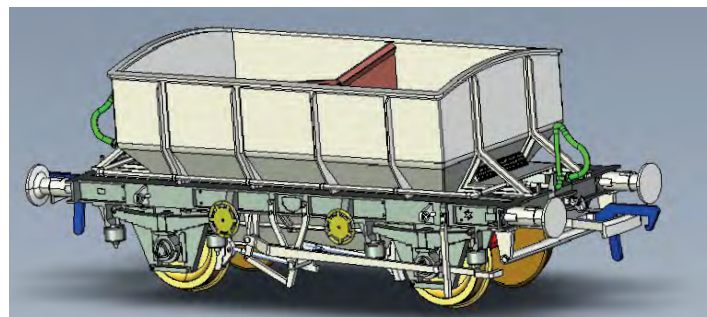
NEW RTR IRISH WAGONS

New OO gauge supplier, Irish Railway Models is partnering with DJ Models to produce a selection of much-needed Irish freight wagons.

Its first release will be a CIÉ/Irish Rail two-axle mineral/ballast wagon, built between 1969 and 1977, measurements for which have already been taken. The wagons

will be manufactured in China with promises of high-quality detail, finish and accuracy. The ballast wagons will be sold in triple packs priced at €110.00 from mid-2016 and advance orders are now being taken. For more details and to place your order, visit the website.

W www.irishrailwaymodels.com



DIARY DATES

4

5-6

12-13

Things to SEE & DO in December

DIGITAL TASTER DAY

Free entry event hosted by Great Eastern Model Railways from its Norwich store. Digital demonstrations, experts on hand, workshops and refreshments. Opening times: 1000-1500. Pre-booking recommended as places are limited.

T 01603 431 457

A 199 Plumstead Road, Norwich, Norfolk NR1 4AB

W www.greateasternmodels.co.uk

MANCHESTER SHOW

A friendly show with 18 layouts and good trade support to celebrate the 90th anniversary of the Manchester Model Railway Society. If you have time after the show, visit the Christmas street markets around Manchester. Open Saturday 1000-1730, Sunday 1000-1630.

A The Barnes Wallis Building, Altrincham Street, Manchester M1 7JR

W www.mmrs.co.uk

SANTA SPECIALS EAST LANCASHIRE RAILWAY

Get the festive season to a flying start with 'Santa Specials' on the East Lancashire Railway with trains departing every 50 minutes. An ideal family day out. Pre-booking is advised to avoid disappointment.

A Bolton Street Station, Bury, Lancashire, BL9 0EY


W www.eastlancsrailway.org.uk

HORNBY INDUSTRIAL 'LEAKED'

Hornby has announced a new industrial shunter - a Peckett & Sons W4 0-4-0ST. The manufacturer may not have wanted the news to go public this early but, when an engineering prototype model was spotted posing in the background of a promotional video, news of the project soon spread, forcing the manufacturer to go public on its website.

The prototype commonly operated around collieries, ironworks and other heavy industrial sites and were manufactured by Peckett in Bristol between 1885 and 1906. A total of 140 W4 type locomotives were built, some surviving today in preservation.

The majority of the model's design has been completed, with an



early 3-D printed running sample prototype in existence. Hornby has asked its customers what liveries it should produce via its website, acknowledging any help given.

Progress updates on the model have been promised on the Hornby website, with an expected release date in late 2016.

W www.hornby.com

MICRO CONNECTORS

Squires Tools is now stocking miniature power connectors for connecting electronic components or providing electronic continuity through items of rolling stock. The 75mm leads are rated at 2A at 50V DC and are available with male or female connectors at one end. When both the plugs are connected they measure 7mm x 4mm x 2mm as a block. The news plugs are available individually male (560-001) or female (560-002) at £1.65 each, or as a pair (560-004) at £2.99.

A 100 London Rd, Bognor Regis
PO21 1DD
T 01243 842 424



LIGHT AND SOUND FOR TUBE STOCK

In partnership with the London Transport Museum, Train-Tech has launched a light and sound kit to fit the S Stock tube train, produced by Bachmann Branchline.

The integrated light and sound strip costing £89 has been developed to add interior lighting, under-train sparking effects and authentic door noises to all cars. A single car option is also available (CL151) at £20.

Each strip is powered by a small, readily-available coin cell battery and uses motion-sensing technology to automatically switch on and off.

They can be easily fitted to roofs of the S Stock sets without using pick-ups, switches or wires. The lighting sets are available from the London Transport Museum shop and its online store.

W www.ltmuseumshop.co.uk

GAUGEMASTER POINT MOTOR

Gaugemaster has unveiled a new solenoid point motor - the first in a new range of track-related products. Announced this month, the GMC-PM10 point motor, priced at £6.95, fits directly under standard

Peco points, without modification. Competitively priced, it is compatible with OO, HO and O gauges and has screw terminals to make wiring quicker and easier.

The motors require a 16-24V (AC or DC) power input, and require a



capacitor discharge unit such as the Gaugemaster GMC-CDU.

Value packs of five motors at £29.95 will soon be available, and a digital-compatible variant is promised too.

W www.gaugemaster.com



- 1 SCREW TERMINALS - NO SOLDERING REQUIRED**
- 2 GREAT VALUE FOR MONEY**
- 3 MOUNTING SCREWS AND EXTENSION PIN INCLUDED**

12-13

RAILEX NORTH EAST

One of the North East's largest exhibitions, RailEx 2015 will see a gathering of over 40 layouts from gauges Z to 1. A good selection of traders is also expected. This year sees a new venue for the show. Open Saturday 1000-1700 and Sunday 1000-1600.

A Quorum Business Park, Newcastle-upon-Tyne, Tyne & Wear NE12 8BS

T 07900 431 042

W www.railexne.com

TERRACED HOUSES

Model railway scenic supplier Green Scene is to launch a range of half-relief laser-cut terraced housing kits at the Warley NEC show. The wooden structural elements feature mortar courses, window frames and tiles with a choice of modern extensions or traditional outhouse toilets to the rear. If required, front and rear kits can be joined to create a complete house.



Prices range from £12.99 for a single terraced house, front or rear, to £38.99 for a quadruple set of houses, either front or rear.

A single rear yard at £6.99 or an alleyway with arch at £8.99 is also sold

T 01905 24298

W www.green-scene.co.uk



BRM Charity Auction 2015

We've raided the **BRM** cupboard and chosen four models to auction for a good cause. All proceeds will go towards re-creating a lost diesel class.

Look out for these four fantastic models at bargain prices on **RMweb Buy and Sell**. For a chance to own one of them, all you need to do is bid. Search under the 'Auction' category.

Search for Auction



www.rmweb-buyandsell.co.uk

THE 'BABY DELTIC' PROJECT

BRM is donating the proceeds from this auction to The Baby Deltic Project to help raise funds to complete the new-build English Electric Type 2 Bo-Bo. Although rebuilding of the locomotive is progressing well, the group needs your help to

complete the project and bring a Class 23 back to the rails for the first time since 1975. Visit the website for more information.

W www.thebabydelticproject.co.uk



Heljan Royal Mail Class 128 (OO gauge)

This fine model by Heljan is ideal for the late-1980s/early-1990s modeller and is seen in Royal Mail Letters red/yellow, arguably one of the most striking and attractive liveries ever carried by a BR diesel railcar. As with previous editions, the model is impressively detailed, most notably on the underframe and ends, where there are dozens of separately-fitted components including wire handrails, sprung buffers, engines, exhaust systems and all manner of other essential items.



Hornby Thompson L1 (OO gauge)

The Hornby L1 first appeared in 2010 and over the last few years several versions have appeared, covering just about every variation. These have included original as-built in LNER apple green through to the contract-built locomotives with their open front foot plating and plate steps. This model has outstanding attention to detail including, as appropriate, open front steps, Westinghouse pump and 'limousine' cab doors (to reduce draughts).



Bachmann Mk 1 TPO sorting van (OO gauge)

Complete with its cosmetic nets for the collection of mailbags, this Mk 1 TPO coach featured in September 2015 issue of **BRM**. The model, now sold out, is suitable for modellers of late BR steam and early diesel era, before the TPO nets were removed in the mid-1960s. A nice addition to a Travelling Post Office train.



Graham Farish 'Landship Train' pack (N gauge)

Containing the latest Graham Farish 4F in Midland Railway black with gold-painted numerals on its Deeley tender and three War Department bogie bolster wagons, the pack recalls how the railway was used to move tanks during the First World War. A trio of early tanks is also included, moulded in resin, and wrapped in tarpaulins. The items make an interesting train that should appeal to collectors and military enthusiasts alike.

BRM MEETS... GFB DESIGNS

Howard Smith interviews **Fraser Black** of model electronics manufacturer **GFB Designs** to discover more about its innovative British-made products.




Fraser Black machining cases for the IMP servo controller in his workshop.

How does an airline pilot become involved in model railway accessory manufacturing?

In a sense, things happened the other way round. I started a full-time career in electronic engineering in 1982 and pursued it for 17 years. During that time, I flew light aircraft recreationally, but obtained a commercial pilots' licence and swapped career and hobby in 1999. I love the variety that commercial flying necessitates and this has provided me with free time to develop my model railway electronics.

Last year you released the 'IMP' servo controller and 'GEM' point motor. There's a fair amount of competition in this sector already - how do your products differ?

Traditionally, DCC accessory controllers provide four outputs. I've opted for one control unit per accessory because I believe it minimises the length and complexity of wiring and it provides a cheaper solution if the user needs fewer than four devices. A key feature of the GEM is that it uses custom-designed solenoid coils optimised for low voltage operation, instead of the usual 16V to throw a standard solenoid. The IMP is proving popular and customers



GFB Designs keeps manufacturing in-house as much as possible. This homemade coil winding machine is used to produce solenoid motors.

particularly like the simple, built-in setup controls. It's impossible to beat traditional solenoid motor systems on price, so the GEM is aimed at users who are prepared to pay more for simple wiring and extra features such as a built-in CDU, route setting, push-button control and LED indicator outputs.

Your most recent product, the 'ACE' DCC controller is very competitive on price. Have you had to compromise on its capabilities?

Design and production of the ACE is a huge challenge because I've always wanted it to be affordable without limiting its capabilities or features. The use of a touchscreen has made it possible because it minimises the amount of machining and fabrication required on the case. I've combined a 4.3" display with a 7" touch panel which dramatically reduces the cost of the display whilst maintaining a comprehensive user interface. I've also developed the 'Driver' handset which is a cost-effective way of adding more users to the system with a more traditional 'knob and buttons' control.

How long has the ACE taken to develop and do you plan to expand it?

Around two years but - like a layout - it's not finished yet. The main advantage of having a graphical display and touch panel is that the unit can be modified or customised without needing significant hardware changes. It will be expanded and enhanced once I start to get feedback from users. They will be able to add an optional USB module to upgrade the software via downloads from the website. I'm also looking at low-cost radio and Wi-Fi interfaces for wireless handset operation.

Do you see the future solely in DCC or do you have DC products planned too?

I fully sympathise with modellers who don't want to convert to DCC. That's why the 'IMP' and 'GEM'

THREE THINGS YOU MIGHT NOT KNOW ABOUT GFB

- ▶ The business was founded in 1985 as Voxage Ltd - the incorporated company through which Fraser provided consultancy services to the electronics and software industries. The name changed to GFB Designs in 1997.
- ▶ In 1996, Fraser re-designed part of a control system on Concorde. He applies the same level of quality and discipline today to his work in the hobby field.
- ▶ GFB Designs has been in its present form since 2005, but until now Fraser has worked purely as a consultant, licensing designs to other traders. The TT300 point motor by Traintronic in Bournemouth was designed by GFB Designs.

operate from DC analogue power as well as DCC. I'm also planning some products specifically aimed at DC users that will provide some features not previously available in the analogue world. It's confidential at the moment, but watch this space!

Are you close to your customers or is the future of your business with retailers?

One thing I'm passionate about above all else is customer service! I'm delighted when customers contact me for advice because one of my aims is to ease the learning curve for those who are new to electronics. I like to develop a rapport so that I can understand their needs and ensure that they are satisfied. That said, I need to supply retailers in order to increase volumes if my business is to be sustainable. I'll still supply my products directly to end users and I will always be available to provide advice and consultancy. **BRM**



The new ACE controller from GFB Designs. Pre-orders will be taken for delivery at the Warley NEC show on November 28/29.

CONTACT DETAILS

W www.gfbdesigns.co.uk
T 01618 832 022

'REFURB' INTERCITY MK 1s



Brake Composite Corridor (BCK) 21269 is one of five new Mk 1s in mid-1980s InterCity livery.

In the mid-1980s, BR extensively refurbished a small batch of later-build Mk 1 coaches to extend their working lives. Despite the steady reduction in locomotive-hauled services and greater reliance on the HST fleet and air-conditioned Mk 2 coaches for front-rank IC services, the sector identified a continuing need for Mk 1s for secondary express work, relief trains and charters. As well as internal refurbishment, the coaches were repainted in the then current InterCity 'Executive' livery - widely regarded as one of the

smartest colour schemes of the BR era. Many will remember these coaches well as they were often employed on railtours and summer Saturday extras hauled by a wide range of traction.

Graham Farish has used its excellent Mk 1 tooling to produce a family of five

IC vehicles, allowing N gauge modellers to assemble reasonable representations of mid to late-1980s charter/relief sets. Shown here are the essential Tourist Second Open (TSO) - which made up the majority of the refurbished vehicles - and a Brake Composite Corridor

(BCK). A Brake Second Corridor (BSK), First Corridor (FK) and a 100mph Full Brake (BG) on B4 bogies are also being produced.

The latter will be especially useful as Mk 1 BGs were widely used by InterCity to provide van space and guard's



Tourist Second Opens (TSOs) formed the majority of refurbished vehicles, as represented here by M4946.

SPACE-SAVING SOLDERING IRON

Temperature controlled soldering irons are usually bulky devices with a base unit connected to the iron. Antex claims to have combined everything in a single piece. Does this mean that kitbuilders can save space on the workbench?

This new iron is a similar size to the existing 45W model but with a slightly fatter triangular body that's very easy to hold. It feels well-made and my experience with


Antex tools is that they hold up well in use.

On the yellow handle is a backlit digital temperature display and two buttons for increasing and decreasing the temperature. Pushing either button displays the desired setting, reverting to the actual bit temperature when they are released.

The tip supplied is a 2.3mm chisel shape, nickel plated and good for 30,000 operations according to Antex, although it's not clear what an 'operation' is. The bit slides on and off easily enough and replacements are available from 0.12mm to 6mm.

Power is from the mains via a 110cm long, very flexible, and apparently burnproof silicone cable.

Temperature range is from 200 to 450 degrees celsius. From cold, top



temperature is reached in around 90 seconds. Cooling is pretty quick too so if you need to change the temperature during a project, you won't be waiting too long.

For modellers building kits, the limitation is the bottom end of the scale. Ideally, I'd have preferred to see 70 degrees to make it suitable

for the low-melt solder used when working with whitmetal. However, Antex is launching a soldering station with a temperature range of 30-200 degrees that meets the needs of whitmetal modellers towards the end of this year.

FACT FILE

- ▶ **PRODUCT** Antex TCS 50W soldering iron
- ▶ **RRP** £69.99
- ▶ **AVAILABILITY** Antex stockists and www.expotoools.com
- ▶ **REVIEW** Phil Parker




FACT FILE

- **PRODUCT** Graham Farish 374-015 InterCity Mk 1 Tourist Second Open (TSO) M4946, 374-087 InterCity Mk 1 Brake Composite Corridor 21269
- **RRP** £26.50 each
- **AVAILABILITY** Graham Farish stockists, www.bachmann.co.uk
- **REVIEW** Ben Jones

accommodation for Mk 2/Mk 3 sets into the 1990s. The only omission is some form of catering vehicle. Although the most commonly-seen type, the 1600/1700 series Restaurant Buffet (RBR), has not yet been produced by Farish, examples of the 1800 series Restaurant Miniature Buffet (RMB) did carry IC livery and might have provided a useful extra option.

However, that should not detract from these superbly finished models, which capture the stylish 'Executive' livery perfectly. Printing is neat and accurate throughout and the colours used are 'spot on' - something not always guaranteed with RTR models in this livery. If Graham Farish is considering any extensions of its Mk 1 family, an RBR and a First Open (FO) would allow further variations on the InterCity theme, including the famous luxury charter sets with white roofs, amongst many others.

An attractive and well-executed addition to the N gauge Mk 1 family that opens up numerous opportunities for modellers of the colourful BR Sectorisation era. Highly recommended.



FALLER PUMP TROLLEY

If your steam era permanent way crew need to travel a distance to their work, you might like to provide them with a hand-operated pump trolley.

Faller's kit is moulded in brown plastic with 11 parts. No instructions are provided apart from an exploded diagram on the front of the bag. I assembled the model quickly and neatly with liquid plastic cement.

This is a European pump trolley and includes features not seen on most British examples such as the safety hoops back and front and extensions to the frame to act as buffers. Removing these would be easy

FACT FILE

- **PRODUCT** Faller 180926 Hand Pump Trolley
- **RRP** £3.50
- **AVAILABILITY** www.gaugemaster.com
- **REVIEW** Phil Parker

with a sharp knife, but as designs vary, you could leave well alone.

Cheap and simple to assemble. This makes a nice little project painted and weathered, then placed at the side of the track. It's also an ideal first kit for novices and youngsters wanting to make a start in modelling.

IN SHORT



BACHMANN 39-527 BR(S) GREEN EX-SR 4W PMV S1101S, 1:76 scale OO, RRP £28.95

The third of four variations in Bachmann's new SR 4w CCT/PMV family is likely to be the most sought-after by OO gauge modellers of the Southern Region and far beyond. PMV S1101S carries BR(S) green, as applied from the mid-1950s (although often difficult to distinguish under a thick layer of grime). Superbly printed and finished - a fine model of a versatile, widely-used and long-lived general purpose van. A BR crimson PMV is also now available as an option for the early-1950s onwards (39-526).

JWT 3AMP ELECTRICAL CONNECTORS, IN-LINE OR 'T', £4.95/£5.95 (PACK OF 5)

All Components is now offering packs of these useful electrical connectors as an alternative to soldering or taping jointed wires. Available as in-line or 'T' junction connectors, they simply snap closed, stripping the wire and providing a secure connection. Well-designed and easy to use they are ideal for modellers who struggle with electrics or soldering, although much cheaper options are available.



TUBE CUTTING JIG

Gripping small diameter tubes so they can be cut can be tricky. Stick them in a vice and by the time you've gripped the thing firmly enough to hold it, it's squashed. You could try an engineers V-block but they are really designed for tubes bigger than we tend to use.

Expo Tools has come to the rescue with a neat and well-engineered metal clamp featuring a V-block with a finger lever that swings over the top of the tubes up to 5mm diameter.

An adjustable end stop and two saw guides - 90 and 45 degrees - make using the tool quick and simple. A stout handle

on the bottom allows the jig to be held in one hand, leaving the other to work the saw. A very useful addition to the arsenal of any serious kit or scratchbuilder.



FACT FILE

- **PRODUCT** Expo Professional Tube Cutting Jig
- **RRP** £19.95
- **AVAILABILITY** www.expotools.com
- **REVIEW** Phil Parker

ROCO MINITANKS 00615 EXTENDED NISSEN SHELTER KIT, 1:87 SCALE, £5.95

A useful corrugated steel general purpose building that could be adapted to various military, industrial or commercial roles on a model railway. This very simple kit portrays an extended Nissen shelter with side windows, although a basic building is also offered (00614) for the same price. Quick and easy to build, decorate and modify as required it's a good option for novice modellers wanting to develop their skills.



BOOK REVIEWS

Phil Parker selects some useful modelling and prototype books to expand your library.



1 DESIGNING AND BUILDING MODEL RAILWAY BASEBOARDS

Ron Pybus, Crowood Press

There's nothing more important to the operation of a model railway layout than a well-made set of baseboards. Fortunately, you don't need to be a time-served cabinet maker to produce them and in this book, Ron Pybus takes you through various methods of building boards without vast amounts of equipment.

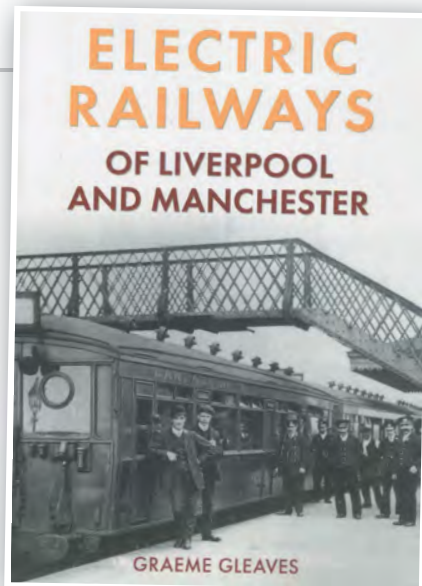
Starting with planning layout sizes, the book moves on to where it can be housed and trackplan designs. Different types of baseboard construction follow along with the tools required to build them. Good practical ideas inside will suit the vast majority of modellers - initially we see flat-top boards being made, but consideration is given to dropping the scenery below the board top - even the use of insulation foam as part of the board structure is explained.

Those working around a room at home will be pleased to see plenty on constructing lifting flaps to avoid crawling under boards. Trestles and leg systems are covered as are different options for illuminating the model.

Should all this really sound too daunting, chapter 15 is entitled 'Baseboards for the less practical' and covers making the best use of commercial service such as woodcutting offered by major DIY stores supported by screw-in legs designed for breakfast bars. There is even a nifty method of using board alignment dowels without recourse to specialised drilling equipment.

To finish with a flourish, the author explains how to build a helix to raise the track from one level to another. Illustrated with 350 colour photographs, there's much in here for both the home layout builder and anyone planning to attend exhibitions. Baseboard building is one area where the basics have remained largely the same for several decades meaning this book can be considered an investment for many layouts.

Price: £18.99 ISBN: 978-1-84797-869-1



2

ELECTRIC RAILWAYS OF LIVERPOOL AND MANCHESTER

Graeme Gleaves

The main line railway story started with a steam-powered line between Liverpool and Manchester, but many might be surprised to know that the history of electric railways began in the same place.

Graeme Gleaves, a train driver working out of Charing Cross, takes the reader through the history of electric railways, beginning with the pioneering Liverpool Overhead Railway and covering the spread of both overhead wiring and surface contact rail for both passenger and freight working right up to the modern day with Manchester's tram system.

Illustrated by 90 black and white photographs, it shows the changes in rolling stock from early American-influenced wooden coaches, through steel-clad LMS vehicles, Class 503 and 507/508 units and current stock.

Several histories are contained in one book - the development of electric traction for railways, the rise and fall of different companies and changes in the areas served affecting transport needs. All of this contributes to an interesting and informative read.

Price: £12.99 ISBN: 978-1-4456-3989-5

3

HERITAGE DMUS: THE FINAL YEARS

Roger Marks

The 1980s saw a revolution in local railway services. Ageing DMUs built in the 1950s/60s were quickly replaced by 'Sprinters' and 'Pacers'. These new modern units promised clean and rattle-free travel with modern benefits such as push-button sliding doors.


Needless to say, the rout wasn't complete and a small number of older units survived. These were given the cheeky title 'Heritage Units' and some continued operating into the 21st century.

Rogers Marks documents the units run by First North Western, ScotRail, Silverlink, Arriva Trains Wales, Connex and Chiltern Railways with 172 large and well reproduced colour photographs showing both the exteriors and interiors of these machines.

For modellers, there's plenty of information on the visible changes that took place such as automatic door locking on Chiltern's 'Bubblecars'. Units that were converted to departmental duties such as Sandite spreading enjoy their own chapter. The final chapter covers underframe detail.

Those looking for inspiration will find plenty in Roger's book.

Price: £14.99 ISBN: 978-1-4456-4020-4



INDUSTRIAL RAILWAYS OF SOUTHERN ENGLAND IN COLOUR



Compiled by Jeffery Grayer

INDUSTRIAL RAILWAYS OF SOUTHERN ENGLAND IN COLOUR

Jeffery Grayer, Noodle Books

Mention industrial railways and most will immediately think of the massive systems found at collieries, quarries or steelworks in the Midlands and the north. However, there were numerous smaller concerns in the South West that also enjoyed rail services and taking an area bounded by the M4 corridor to the north, Bristol Channel to the west and coast to the south and east, Jeffery Grayer has

compiled photographs of many of these.

The variety of industries covered is impressive: cement, paper, timber, engineering, gypsum, coal, wharves, chalk, cables, military, a trading estate, asylum, power stations, gas works, biscuits, animal feed, watercress, oil, a pier tramway, stone and chocolate.

Many of the lines will be familiar to those interested in non-main line railways and there are plenty of new photographs - I'd never seen the ones of Hellingly Hospital before despite having amassed a large collection when building my layout.

Each photograph is captioned, and most repay careful study. There's a lot of infrastructure on show too, making this invaluable for the industrial modeller. The reproduction is good although some images have a high contrast and aren't perfectly sharp, probably due to the limitations of early colour film stock.

It's not a comprehensive survey of any one line, but for the industrial enthusiast there is plenty to enjoy and I can see that some lines could inspire layouts that are quite different. Modelling railways 'off the beaten track' is becoming increasingly popular as the range of suitable models grows.

Price: £18.50 ISBN: 978 1 906419 81 3

RAILWAY MODELLING SKILLS

Peter Marriott, Crowood Press

In his latest book, scenic specialist Peter Marriott sets out by explaining that by trying to cover all aspects of railway modelling, he'd need at least 500 pages rather than the 224 available, so he's concentrated on the modern aspects of the hobby. You won't find pages of wiring diagrams telling you how to connect up a point motor, but Peter uses some of the more unusual items that you might not have seen already.

The book starts with a brief discussion of the various skills modellers acquire and then more practically, the tools you'll need. Choosing your scale and designing a layout appear next. The author acknowledges that there are plenty of books specifically focusing on design and points readers in this direction rather than cover old ground.

Baseboards, track-laying and landscaping follow next. Train control is mentioned, but largely provides an overview of DCC.


Detailing individual models again focusses on attaching separate parts supplied with RTR models instead of more radical rebuilds. The weathering section doesn't assume that the reader owns an airbrush, so concentrates on powders and dyes instead.

Finally we look at model photography, and three appendixes that point the reader towards supplies and resources. It's not a book for the raw beginner, but helps people who are looking to move beyond the basics and become more competent and experienced modellers. The focus on modern methods is welcome and the book should act as a reference rather than a one-time read.

Price: £22.00

ISBN: 978 1

847 979551



Peter Marriott

6 GREAT BENEFITS OF DIGITAL WITH BRM

- 1 EXTRA PICTURES
- 2 LIVE WEBSITE LINKS
- 3 SAVE MONEY
- 4 NO STORAGE PROBLEMS
- 5 IMAGE QUALITY
- 6 ZOOM FUNCTION

FOR MORE INFORMATION GO TO: POCKETMAGS.COM/BRM



HORNBY D16/3-4-4-0

Tony Wright runs the rule over Hornby's latest LNER locomotive.

These handsome 4-4-0s were post-1933 LNER rebuilds by Gresley of the original Great Eastern 'Claud Hamiltons' built from 1903. They had round-top fireboxes in place of the original Belpaire, larger boilers than the original Holden D14s/D15s and long-travel valves. They were a great success, the final example being withdrawn in March 1960. Unfortunately none were preserved as, at the time, museum authorities prioritised the saving of more original pre-Grouping classes.

Kindly loaned for examination by Ian Wilson of Pacific Models, the example shown here represents Cambridge-based No. 62530 in fully lined BR mixed traffic livery with the earlier BR emblem, representing the period from the late-1940s to the mid/late-1950s. It fully captures the lines of these pretty locomotives and the livery is very well applied, particularly the lining. However, the front numberplate numerals are too big, more closely matching the ex-GW/BR Standard size. Cream

lining is missing at the bottom of the locomotive valances on this version.

Also available now are LNER black No. 8825, early BR unlined black E2524 with 'BRITISH RAILWAYS' lettering and unlined BR early emblem black No. 62581 with sandy-brown 'weathering'.

Separate detail is well applied, though the offside boiler handrail on our sample was a bit wobbly (it could be prototypical). Wheels are good, and no trouble was encountered running through 'scale' and Peco OO gauge pointwork. That said, the performance was not as smooth as the same company's J15 0-6-0, as there was evidence of a slight tight spot. This might disappear with the recommended period of running-in.

A typical load of around six carriages was handled with ease and we've had reports of up to nine bogie coaches being hauled.

No. 62530 represents a slide-valve locomotive, with lower

frames at the front end while the LNER and weathered BR black versions are based on piston-valve machines with deeper frames at the front.

A version with the more elaborate valancing, as retained by many D16/3s until withdrawal, would be a good future consideration.

The locomotive body is almost all metal, giving the model decent weight for adhesion. The tender is mainly plastic and is correctly configured for a right-hand drive locomotive with the fire-iron tunnel on the left-hand side. This suggests that Hornby hasn't just re-used the B17 4-6-0 tender body.

Standard features include

NEM couplings, a three-pole motor powering the two driving axles although the specification has changed from the original announcement, which promised flywheel drive. Unlike the J15, there is no flywheel attached to the motor. An eight-pin DCC decoder in the tender, cab detail, metal safety valves, adjustable tender coupling bar and a removable coal load in the tender bunker are also fitted. Models are available now from your local Hornby stockist. **BRM**

FACT FILE

- ▶ **MANUFACTURER** Hornby Hobbies
- ▶ **MODEL** R3234 BR early emblem lined black D16/3 4-4-0 No. 62530
- ▶ **PRICE** RRP £109.99
- ▶ **AVAILABILITY** Hornby stockists
- ▶ **REVIEW & PHOTOGRAPH** Tony Wright



BRM

NEXT MONTH


ON SALE
DECEMBER 10

PRACTICAL
BRM



- Fit working LED table lamps
- Tackle your first N Gauge layout
- An industrial steam locomotive kit that anyone can build
- On Test: Plug & Play control panel

FOUR GREAT LAYOUTS!



From show favourite 'Kingswear' to the pint-sized 'Peafare Yard', we've got layouts of all shapes and sizes for you to enjoy.
PLUS THREE bonus trackplans to collect!

FREE BUILDING KITS FOR EVERY READER!
DON'T MISS THE FIRST IN OUR SUPERB NEW SERIES OF MODELLING STARTER KITS...

BR BALLAST HOPPERS > DCC DECODER SET-UP > ALL THE BIG NEWS & REVIEWS

ALL THIS AND A FREE DVD FOR JUST £4.50!



DATES FOR YOUR DIARY

CONTACT US

Diary Dates entries are published free of charge to bona fide model railway clubs and societies.

PLEASE SEND FULL DETAILS OF FORTHCOMING EVENTS TO

Diary Dates, BRM, The Maltings, West Street, Bourne, Lincolnshire. PE10 9PH

EMAIL diarydates@warnersgroup.co.uk

WEBSITE Enter them on our website at www.model-railways-live.co.uk

MODEL RAILWAYS LIVE

Closing date for the February issue is 1 December

Suitable for disabled visitors.

Whilst BRM makes every attempt to include all Diary Date events and exhibition dates, occasionally, due to limited space, we may have to leave some out. Gold (paid for) listings are always included.

EXHIBITIONS

14TH NOVEMBER

Weston on Trent Model Railway Show
Weston on Trent Primary School, Forrester Avenue, Derbyshire DE72 2HX
Saturday: 1030 - 1630
Prices: £3.50 adult, £2.00 child, £3.00 OAP, £10.00 family (2 + 3)
Tel: 07711 318489

Barry & Penarth Model Railway Club Exhibition Cadoxton Conservative C, Vere Street, Barry, South Glamorgan CF63 2HU
Saturday: 1100 - 1630
Prices: £3.00 adult, £2.00 child
Web: www.bpmrc.org.uk

Solihull Model Railway Circle St Marys Church Hall, Hobs Meadow, Solihull, West Midlands B92 8PN
Saturday: 1000 - 1630
Prices: £2.50 adult, £1.00 child (5-15yrs), £2.00 OAP, £2.00 concessions, £6.00 family (2 + 2)
Tel: 07817 093264
Web: www.solihullmrc.org

Model Railway Exhibition Park High School, Venables Ave, Colne, Lancs BB8 7DP
Saturday: 1000 - 1700
Sunday: 1000 - 1600
Prices: £4.00 adult, £2.50 child (5-16yrs), £3.50 OAP, £3.50 concessions, £12.00 family (2 + 2)
Tel: 07770 331348
Web: www.pfmrs.org.uk

14TH-15TH NOVEMBER

Sedgemoor Rail Exhibition King Alfred School, Burnham Road, Burnham-on-Sea, Somerset TA9 3EE
Saturday: 1100 - 1600
Sunday: 1000 - 1500
Prices: £4.00 adult, £4.00 child, £4.00 OAP
Tel: 01278 782121
Web: www.burnhamanddmrc.co.uk

Bassetlaw (North Notts) Railway Society Exhibition Retford Town Hall, Market Square, Retford, DN22 6DQ
Saturday: 1000 - 1700
Sunday: 1000 - 1600
Prices: £4.00 adult, £2.50 child (6-14yrs), £10.00 family
Tel: 07768 347456
Web: www.bnnrs.net

Spalding Model Railway Club Exhibition
Springfields Events Centre, Camel Gate, Spalding, Lincolnshire PE12 6ET
Saturday: 1000 - 1700
Sunday: 1000 - 1630
Prices: £7.00 adult, £6.00 OAP
Web: www.spalding.modelrailwayclub.org.uk

Tolworth Showtrain Tolworth Recreation Centre, Fullers Way North, Tolworth, Surrey KT3 6NX
Saturday: 1000 to 1730
Sunday: 1000 1700
Prices: £6.00 adult, £3.00 child (5-under 16yrs), £15.00 family (2 adults + 2 Children)
Tel: 020 8949 3413
Web: www.tolworthshowtrain.co.uk

Pendle Forest Model Railway Society Exhibition Park High School, Venables Avenue, Colne, Lancashire BB8 7DP
Saturday: 1000 - 1700
Sunday: 1000 - 1600
Prices: £4.00 adult, £2.50 child, £12.00 family (2+2)
Tel: 07770 331348
Web: www.pfmrs.org.uk

Millbrook Model Railway Show
Blightmont Army Reserve Centre, Millbrook Road West, Southampton, SO15 0AJ
Saturday: 1000 - 1700
Sunday: 1000 - 1600
Tel: 023 8077 2681
Web: www.solentmodelrailwaygroup.webs.com/

20TH-22ND NOVEMBER

Wakefield Railway Modellers Society 54th Model Railway Show Thornes Park Athletic Stadium, Horbury Road, WF2 8TV
Friday: 1730 - 2100
Saturday: 1000 - 1800
Sunday: 1000 - 1700
Prices: £7.00 adult, £2.00 child, £5.00 OAP, £15.00 family (2 + 3)
Tel: 07549 149051
Web: www.wakefieldrms.org

21ST NOVEMBER

Falmouth Society of Railway Modellers pre-Christmas Exhibition
Budock Village Hall, Budock Water, Falmouth, Cornwall TR11 5DR
Saturday: 1000 - 1600
Prices: £2.00 adult, £1.00 child
Web: www.fsrsm.weebly.com/

Portsmouth Model Railway Exhibition
The Admiral Lord Nelson School, Dundas Lane, Portsmouth, Hampshire PO3 5XT
Saturday: 1030 - 1630
Prices: £5.00 adult
Tel: 01329 847989
Web: www.shmrc.org.uk

Railshow 2015 Hampton The White House Community Centre, 45 The Avenue, Hampton, Middlesex TW12 3RN
Saturday: 1030 - 1700
Prices: £5.00 adult
Tel: 020 8892 3924

21ST-22ND NOVEMBER

Workington Model Railway Exhibition
Energius Building, Blackwood Road, Lillyhall, Workington, Cumbria CA14 4JW
Saturday: 1000 - 1700
Sunday: 1000 - 1600
Prices: £5.00 adult, £1.00 child
Web: www.solrail.co.uk

Thornbury & South Gloucs Model Railway Exhibition The Chantry, Castle Street, Thornbury, Nr. Bristol BS35 1HB
Saturday: 1000 - 1700
Sunday: 1000 - 1600
Prices: £4.50 adult, £2.00 child, £3.50 concessions, £10.00 family (2 + 2)
Web: www.tsgmrc.co.uk

Scunthorpe & District Model Railway Club Show Sunshine Hall, Ashby High Street, Ashby, Scunthorpe, Lincolnshire DN16 2ND
Saturday: 1000 - 1700
Sunday: 0930 - 1600
Prices: £2.50 adult, £2.00 concessions, £7.00 family

Shoeburyness Model Railway Club Exhibition Garons Tennis & Leisure Centre, Eastern Avenue, Southend-on-Sea, SS2 4FA
Saturday: 1000 - 1700
Sunday: 1000 - 1700
Prices: £6.00 adult, £4.00 child, £15.00 family (2 + 2), **Tel:** 01702 294926
Web: www.shoeburynessmrc.co.uk

22ND NOVEMBER

Northampton & District Narrow Gauge Modellers Open Day 2015 Weedon Bec Village Hall, West St, Weedon Bec NN7 4QU
Sunday: 1030 - 1530, **Price:** £5.00 adult
Tel: 01788 579744



RECREATING THE PAST IN MODEL RAILWAYS

Ready-to-Run 0 scale



photo copyright Railway Modeller Magazine

LHT6421

B.R. (ex GREAT WESTERN) Pannier

DCC Ready - £528.00 incl. VAT DCC fitted with sound- £696.00 incl. VAT



LHT750050

B.R. (ex GREAT WESTERN) Autocoach

DCC Ready - £348.00 incl. VAT DCC fitted with sound- £516.00 incl. VAT



LHT730150

B.R. 16 ton Vacuum Fitted mineral wagons
Pair with different numbers - £84.00 incl. VAT

For our complete range visit our website
where you can purchase on line

WWW.LIONHEARTTRAINS.COM

32 New Mills Nailsworth Stroud GL6 0HN

TEL. 01453 833302

SQUIRES

MODEL & CRAFT TOOLS

100 London Rd, Bognor Regis, West Sussex PO21 1DD

Tel 01243 842424, Fax 01243 842525

Email sales@squirestools.com www.squirestools.com

Squires will be exhibiting at the following shows in 2015 – Diary updated as bookings are confirmed.

Nov 7 - HIGH WYCOMBE - WYCRAIL 15 Model Railway Exhibition, Cressex Community School, Cressex Road, High Wycombe Bucks HP12 4UD. Saturday 10-5.
Nov 7 - LANCING West Sussex Area Group N Gauge Society Model Railway Exhibition, The Parish Hall, South Street, Lancing BN15 8AJ. Saturday 10-5.
Nov 7/8 - TELFORD IPMS Scale Model World 2015 The Telford Exhibition Centre, St. Quentin Gate, Telford TF3 4JH. Sat 10-6, Sun 10-4. Free Entry for IPMS Members.
Nov 7/8 - BARNLEY Model Railway Exhibition, Hoyland Leisure Centre, West St, Hoyland, Barnsley, South Yorkshire S74 9HE. Sat/Sun 10-5. www.barnsleymrc.org.uk
Nov 14/15 SPALDING Model Railway Exhibition, Springfield's Event Centre, Camelgate, Spalding PE12 6ET. Sat 10-5, Sun 9.30-4.30.
Nov 20-22 - WAKEFIELD 53rd Model Railway Exhibition, Thornes Park Athletics Stadium, Horbury Road, Wakefield WF2 8TY. Fri 5.30-9, Sat 10-6, Sun 10-5.
Nov 21 - PORTSMOUTH South Hants Model Rail Exhibition, The Admiral Lord Nelson School, Dundas Lane, Portsmouth PO3 5XT. Sat 10.30-4.30 **Plenty of Free Parking**
Nov 21/22 - WORKINGTON Mod Rail Show, University of Cumbria, Energen Building, Blackwood Rd, Lillyhall Estate, Workington, Cumbria CA14 4JW. Sat 10-5, Sun 10-4.

Nov 28/29 - BIRMINGHAM - Warley National Model Railway Exhibition

Hall 5, NEC Birmingham B40 1NT

Squires Stand Number A81 - As you enter the hall and turn right, our stand will be straight ahead - in our normal position.

Coming to Warley - why not come on Sunday?? The show is less busy, see more of the layouts and a lot easier to get to our stand -)

Please please please help us!!!!!!

If you would like us to assemble an order for collection at Warley, which we are pleased to do, please help us and place your order at least a week before the show -)

Centrepiece Loco at Warley LNWR Coal Tank No1054

Sponsored by Squires

Junior Modeller at Warley - Tools & Adhesives

Sponsored by Squires

Dec 5 - ISLINGTON - The Toy Soldier Show London, The Islington Business Design Centre, 52 Upper Street, London N1 0QH. Sat 10.30-4pm.

Dec 6 - ISLINGTON - The London Plastic Modelling Show "Mind The Gap", The Islington Business Design Centre, 52 Upper Street, London N1 0QH. Sun 10.30-4.

Dec 12/13 - NORTH SHIELDS Railx NE Model Railway Exhibition, Quorum Business Park, Newcastle-upon-Tyne NE12 8BS. Sat 10-5, Sun 10-4. **New Dates New Venue**

Dec 12/13 - KNOCKHOLT Model Fest 2015, Coolings Garden Centre, Rushmore Hill, Knockholt, Kent, TN14 7NN. Featuring Model Railways, Boats, Planes & Military Modelling. Sat/Sun 10-4.

EXHIBITIONS & SHOWS IN 2016

Jan 9/10 - BOGNOR REGIS Model Railway Exhibition, Felpham Community College Felpham Way, Felpham, Bognor Regis, West Sussex PO22 8EL Sat 10 - 5, Sun 10 - 4.30 *Free Parking*

Jan 16 - GUILDFORD Astolat Model Railway Exhibition, Guildford County School, Farnham Road, Guildford GU2 4LU. Sat 10-5. www.astolatmrc.co.uk

Jan 23/24 - CALNE MODEL RAILWAY EXHIBITION Calne Leisure Centre, White Horse Way, Calne, Wiltshire. SN11 0SP *Free parking at the Show*, Sat/Sun 10-5

Jan 30/31 - KENDAL Model Railway Exhibition Leisure Centre, Burton Rd, Kendal, LA9 7HX. Sat/Sun 10-5.

Jan 31 - BRISTOL - Bristol 'O' Gauge Group Exhibition University of the West of England (UWE Bristol), Conference & Exhibition Centre, Filton Road, Bristol, BS34 8QZ. Sunday 10 - 4.

Feb 13 NEWBURY MODEL RAIL SHOW St. Bartholomews School, Andover Rd, Newbury, Berks RG14 6JP. 10 - 4.30pm. 13 Layouts - Free Parking. Close to Newbury Railway Station.

Feb 14 - MANCHESTER ALSRM NORTH 'O' Gauge Show, Woodhouse Park Lifestyle Centre, Portway, Wythenshawe, Manchester, M22 1QW Sun 10 - 4pm Free Parking - Test Track, 16 layouts.

Feb 19/20/21 - BRIGHTON Model World 2015 Brighton Centre, Kings Rd, Brighton, BN1 2GR 10-5pm. **We are in our Normal Position in the EAST WING - Beat the queues! - enter via the Pay Desk at East Wing**

Feb 26/27/28 - GLASGOW Model Rail Scotland 50th Anniversary Show, Scottish Exhibition Centre, Glasgow, G3 8YW. Fri 10.30 - 6, Sat 9.30 - 6, Sun 9.30 - 5. Coming to Glasgow? Why not try Saturday or Sunday? The show is less busy see more of the layouts AND a lot easier to get to our stand!!!

Mar 5 - KETTERING Gauge 'O' Guild Spring Show, Kettering Leisure Village, Thurston Drive, Kettering, NN15 6PB. Sat 10 - 4.00.

Mar 5/6 - PRESTON Preston & District Model Railway Exhibition, Sports Hall, Preston College, St Vincents Road, Fullwood, Preston, Lancashire, PR2 8UR. Sat/Sun 10 - 5pm.

Mar 12/13 - HUNTINGDON East Anglian Model Railway Exhibition, The Britten Arena, Wood Green Animal Charity Centre, Huntingdon, PE29 2NH Sat 10 - 5, Sun 10 - 4 *FREE Parking*

Mar 19 - ABINGDON ABRAIL 2016 Model Railway Exhibition, White Horse Leisure & Tennis Centre, Audlett Drive, Abingdon, Oxon, OX14 3PJ. Saturday 10 - 5pm. *Note CHANGE OF DATE*

Mar 20 - STAFFORD G Scale Society Show, Stafford County Showground, Weston Rd, Stafford, ST18 0BD. *FREE Parking* Sunday 10 - 5. *Features Normal Squires Stand for all Scales*

Mar 26 - 28 - YORK Model Railway Show, The Knavesmire Stand, Racecourse Road York. YO23 1EX. Saturday/Sunday 10 - 5, Monday 10 - 4.30.

April 2 - NORWICH Model Railway Exhibition, Hellesdon High School, Norwich NR6 5SB. Sat 10 - 4.30pm.

April 9/10 - HORSHAM Crawley MRS Model Railway Exhibition, Tanbridge House School, Farthings Hill, Guildford Road, Horsham, RH12 1SR. Saturday 10-5, Sunday 10-4.30. **PLENTRY OF FREE PARKING**

April 16 - NEWPORT - NEWGOG South Wales Show 'O' Gauge Show, Lysaghts Institute Building, Orb Road, Newport, NP19 0RA. 10am - 4.30pm

April 23 LEIGH O SCALE NORTHWEST Leigh Sports Village, Sale Way, Leigh, Lancs WN7 4JY 10 - 4.30

May 7 - READING The Association of Larger Scale Railway Modellers Trade Show and Exhibition, Rivermead Leisure Centre, Reading. RG1 8EQ. Sat 10 - 4.30

May 14 - PORTSMOUTH Victory Model Railway Exhibition, Admiral Lord Nelson School, Dundas Lane, Portsmouth, PO3 5XT. Saturday 10 - 4.

May 21 BOGNOR REGIS South Downs 7mm NGA Group SWING M/Railway Exhibition, Felpham Community College, Felpham Way, Bognor Regis, PO22 8EL. 10-4.30. New Venue www.swing.model-railway.org.uk.

May 21/22 - MIDDLESBOROUGH Model Rail Exhibition, Settlement Community Centre, Union Street, Middlesbrough, TS1 5NQ. Sat/Sun 10 - 5.

May 28/29 - GLASGOW 'O' Gauge Model Railway Ex. Pollokshaws Burgh Hall, Pollokshaws Road, Glasgow, G43 1NE. Sat 10 - 4, Sun 11 - 4. **Free Parking** - **Close to Railway Station** - **NOTE Change of Date**

New Tools Shop Extension Opening Soon.

New Printed Mail Order Catalogue to be published soon - reserve your copy now.
Exhibition Invitations always welcomed.

EVENT DIARY

28TH NOVEMBER

St Andrew's Model Railway

Extravaganza St Andrew's Church, Cheadle Road, Cheadle Hulme, Cheadle, Cheshire SK8 5ET

Saturday: 1000 - 1500

Tel: 07736 609462

Letchworth Model Railway Society

Exhibition Etonbury Academy, Stotfold Road, Arlesey, Bedfordshire SG15 6XS

Saturday: 1000 - 1630

Prices: £5.00 adult, £4.00 concessions

Tel: 01438 725707

Web: www.leitchworthmrs.org.uk

Rainhill Model Railway Club Exhibition

Rainhill Village Hall, Weaver Avenue, (behind shopping precinct, off Warrington Roa, Rainhill, Merseyside L35 4LU

Saturday: 1000 - 1700

Prices: £2.00 adult, £3.00 child

Tel: 01925 226266

Web: www.rainhillmrc.org.uk

28TH-29TH NOVEMBER

Isle of Thanet Railway Society

Exhibition St. Georges School, Westwood Road, Broadstairs, Kent CT10 2LH

Saturday: 1000 - 1700

Sunday: 1000 - 1600

Prices: £4.50 adult, £2.50 child, £12.00 family (2 + 2) **Tel:** 01843 835587

28TH-29TH NOVEMBER

Warley Model Railway Exhibition

National Exhibition Centre (NEC), Birmingham B40 1NT

Saturday: 0945 - 1800 **Sunday:** 0945 - 1700 **Tel:** 0844 5810737

Web: www.thewarleyshow.co.uk

5TH DECEMBER

G-Wizz It's Christmas Again! St.

Margaret's Church Hall, St. Leonard's Road West / off Clifton Drive, St. Annes, Lytham St. Annes, Lancashire FY8 2JW

Saturday: 1000 - 1600

Prices: £2.50 adult, £1.50 child

Web: www.g-wizz-group.co.uk

March & District Model Railway Club

Show Whittlesey Scout Hut, Inhams Road, Whittlesey PE7 1TT **Saturday:** 1000 - 1600 **Prices:** £2.00 adult, £2.00 child

Tel: 01733 204997

6TH DECEMBER

Hayle Model Railway Club Exhibition

Hayle Day Care Centre, Commerical Road, Hayle, Cornwall TR27 4DE

Web: www.haylemrc.org.uk

Gainsborough Model Railway Society

Florence Terrace, (Near Tesco car park), Gainsborough, Lincolnshire DN21 1BE

Sunday: 1330 - 1800

Prices: £4.00 adult, £3.00 child, £3.00 OAP, £10.00 family (2+2)

Tel: 01427 615871

Web: www.gainsboroughmodelrailway.co.uk

12TH DECEMBER

First Bangor Model Railway Club

Christmas Exhibition First Bangor Presbyterian Church Halls, Main Street, Bangor, County Down BT20 4AG

Saturday: 1000 - 1700

Prices: £3.00 adult, £1.00 child, £2.00

concessions, £6.00 family

Web: www.firstbangormrc.co.uk

12TH-13TH DECEMBER

The Model Show Poynton Leisure

Centre, Yew Tree Lane, Poynton, Stockport, Cheshire SK12 1PU **Saturday:** 1000 - 1700 **Sunday:** 1000 - 1630

Prices: £5.50 adult, £3.50 child, £15.00 family (2 + 3) **Web:** www.modelshow.co.uk

RailEx North East The Quorum Business

Park, Benton Lane, Newcastle upon Tyne, Tyne and Wear NE12 8BS **Saturday:** 1000 - 1700 **Sunday:** 1000 - 1600

Prices: £6.00 adult, £3.00 child, £15.00 family (2 + 2) **Web:** www.railexne.com

27TH-28TH DECEMBER

Gainsborough Model Railway Society

Florence Terrace, (Near Tesco car park), Gainsborough, Lincolnshire DN21 1BE

Sunday: 1330 - 1800

Monday: 1330 - 1800

Prices: £4.00 adult, £3.00 child, £3.00 OAP, £10.00 family (2+2)

Tel: 01427 615871

Web: www.gainsboroughmodelrailway.co.uk

TRAIN & TOY FAIRS

15TH NOVEMBER

Retford Train & Toy Collectors Show

Buttermarket Hall, Town Hall Square, Retford, Nottinghamshire DN22 6DE

Sunday: 1030 - 1530

Prices: £2.00 adult, £0.50 child, £1.50 OAP **Tel:** 01427 611225

Tony Oakes Fairs - Kidderminster Gilt

Edge Leisure Centre, Zortech Avenue, Kidderminster, Worcestershire DY11 7DY

Sunday: 1030 - 1400

Tel: 01270 652773

Barry Stockton Train & Toy Fair -

Haydock Park Racecourse

Haydock Park, Merseyside WA12 0HQ

Sunday: 1030 - 1500

Prices: £2.00 adult, £0.50 child

Tel: 0151 334 3362

Web: www.barrystocktonfairs.co.uk

SRP Toy Fairs - Brighton The

Grandstand & Paddock Hall, Brighton Racecourse, Fresh-Field Road, Brighton, East Sussex BN2 9XZ

Sunday: 1000 - 1400

Prices: £2.00 adult

Tel: 07739 998012/01322 662729

Web: www.srptoyfairs1.co.uk

Ashfield Toy & Train Fair Festival Hall,

Hodgkinson Road, Kirkby-in-Ashfield, Nottinghamshire NG17 7DJ

Sunday: 1000 - 15.00

Prices: £2.00 adult

Tel: 07951 072790/01623 722115

Web: www.ttff.co.uk

17TH NOVEMBER

SRP Toy Fairs - Tonbridge Angel Centre,

Angel Lane, Tonbridge, Kent TN9 1SF

Tuesday: 1830 - 2030

OPEN DAYS

14TH NOVEMBER

Club Open day Club Rooms, Unit 3, Park Works, Heywood/Rochdale, Greater Manchester OL10 4AB

Open day: 1000 - 1600

Prices: £0.00 adult, £0.00 family (0)

Tel: 07710 229450

Web: www.hmrg.co.uk

28TH NOVEMBER

St. Andrew's Model Railway

Extravaganza St. Andrew's Church, Cheadle Road, Cheadle Hulme, Stockport, Cheshire SK8 5ET

Saturday: 1000 - 1500

Prices: £0.00 adult

Tel: 07736 609462

29TH NOVEMBER

New Forest Model Railway Society

Club Open Day Brockenhurst Village Hall, Highwood Road, Brockenhurst, Hampshire SO42 7RY

Sunday: 1000 - 1630

Prices: £3.00 adult, £2.00 child, £8.00 family (2 + 2)

Web: www.nfmrs.co.uk

Prices: £1.00 adult

Tel: 07739 998012/01322 662729

Web: www.srptoyfairs1.co.uk

21ST NOVEMBER

Barry Stockton Fairs - Wrexham

Hobbies & Model Railway Show Wrexham Memorial Hall, Wrexham LL12 7AG

Saturday: 1100 - 1600

Prices: £3.50 adult, £1.00 child

Tel: 0151 334 3362

Web: www.barrystocktonfairs.co.uk

SRP Toy Fairs - Henfield

Henfield Hall, Henfield, West Sussex BN5 9DB

Saturday: **Prices:** £2.00 adult

Tel: 07739 998012/01322 662729

Web: www.srptoyfairs1.co.uk

Train & Toy Fair Exeter The Matford

Centre, Matford Park Road, Marsh Barton, Exeter, Devon EX2 8FD

Saturday: **Prices:** £2.00 adult

Tel: 01823 480097/07717 278420

22ND NOVEMBER

Barry Stockton Fairs - Wirral

Hulme Hall, Wirral, Merseyside CH62 5DH

Prices: £1.50 adult, £0.50 child

Tel: 0151 334 3362

Web: www.barrystocktonfairs.co.uk

SRP Toy Fair - Herne Bay

The Kings Hall, The Beacon Hill, Herne Bay, Kent CT6 5BA

Sunday: 1000 - 1400

Prices: £2.00 adult

Tel: 07739 998012/01322 662729

Web: www.srptoyfairs1.co.uk

25TH NOVEMBER

Hoddesdon Toy & Train Fair Sheredes

School, Cock Lane, Hoddesdon, Hertfordshire EN11 9JY

Wednesday: 1900 - 2100

Prices: £1.00 adult

12TH DECEMBER

Club Open day Club Rooms, Unit 3, Park Works, Heywood/Rochdale, Greater Manchester OL10 4AB

Saturday: 1000 - 1600

Prices: £0.00 adult, £0.00 family (0)

Tel: 07710 229450

Web: www.hmrg.co.uk

19TH DECEMBER

Hillingdon Railway Modellers Test

Track Open Day Yiewsley Baptist Church, Cornerstone Centre, 74 Colham Avenue, Yiewsley, Middlesex UB7 8HF

Saturday: 1000 - 1600

Prices: £4.00 adult

Tel: 020 8368 4090

Web: www.hillingdonrailwaymodellers.co.uk

30TH DECEMBER

Wimborne Railway Society Open Day

United Reformed Church Hall, Chapel Lane, Wimborne, Dorset BH21 1PP

Wednesday: 1000 - 1600

Prices: £2.50 adult, £0.50 child

Tel: 01202 874735

Web: www.wimrail.org.uk

Tel: 07866 641215

27TH NOVEMBER

Alfreton Toy and Train Fair Leisure Centre,

Church Street, Alfreton, Derbyshire DE55 7BD

Friday: 1900 - 2100

Prices: £2.00 adult

Tel: 07951072790 / 01623722115

Web: www.ttff.co.uk

28TH NOVEMBER

Tony Oakes Fairs - Stoke-on-Trent

Fenton Community Centre, Manor Street, Fenton, Stoke on Trent, Staffordshire ST4 2PT

Saturday: 1030 - 1400

Tel: 01270 652773

29TH NOVEMBER

SRP Toy Fairs - Midhurst The Grange,

Bepton Road, Midhurst, West Sussex GU29 9HG

Sunday: 1000 - 1400

Prices: £2.00 adult

Tel: 07739 998012/01322 662729

Web: www.srptoyfairs1.co.uk

SRP Toy Fairs - Fontwell The

Racecourse, Fontwell Avenue, Fontwell, West Sussex BN18 0SX

Sunday: 1000 - 1400

Prices: £2.00 adult

Tel: 07739 998012/01322 662729

Web: www.srptoyfairs1.co.uk

Barry Stockton Train & Toy Collectors

Fair - Warrington Warrington Collegiate, Winwick Road, Warrington, WA2 8QA

Sunday: 1030 - 1500

Prices: £2.00 adult, £0.50 child

Tel: 0151 334 3362

Web: www.barrystocktonfairs.co.uk

2ND DECEMBER

South Croydon Toy & Train Fair St

John's Community Hall, Upper Selsdon

The World's Premier Train Auction House www.vectis.co.uk

OO GAUGE
HORNBY **NUBLO** **Wren** **RAILWAYS** **HORNBY** **märklin** **BRITAIN** **4**

Vectis
 AUCTIONS LTD
 COLLECTABLE TOY SPECIALISTS

Friday 11th December 2015
 Model Train Sale - Thornaby at 10.30am

WANTED - YOUR COLLECTIONS

- ▶ Items always wanted for our Vintage & Modern Auctions
- ▶ Consistently achieving the best market value for your items
- ▶ Worldwide customer database
- ▶ Free valuations

Tel: **Michael Hill 01642 750616**
Mike Delaney - Oxford office 01993 709424
 e-mail admin@vectis.co.uk visit www.vectis.co.uk

Midland Mainline 125 High Speed Train
158 PROCRUST
Super Sprint

Fleck Way, Thornaby, Stockton-on-Tees, TS17 9JZ
 Please remember you can drop off collections at our Oxford office
 Unit 5A, West End Industrial Estate, Witney, Oxon, OX28 1UB

f t

Year End Toy Fair's



**Sat 21st and Sun 22nd November 2015 -
 Autumn Toy & Train Fair**

**Sun 27th and Mon 28th December 2015 -
 Year End Fair**

**Sat 13th and Sun 14th February 2016 -
 Winter Fair & Steam Gala
 10.00am to 4.00pm**

**The National Railway Museum, Shildon
 Locomotion, Shildon DL4 1PQ**

Nearest Railway Station - Shildon 100 yds. On Arriva Bus Routes

Free Entry and Free Parking • Cafe • Disabled Access

Selection of model railway layouts on display

Diecast Model Railways Collectables

For event and trading information

Contact Stuart 01535 642367
 or Laurence 07966 333605

**Products
 at Prices
 Not to be
 Missed!**

Promoted by Tri-angman and Pennine Models on behalf of Locomotion

LISKEARD RAILWAY MODELS
 Station Road, Liskeard, Cornwall PL14 4BX
 TEL: 01579 349950
www.liskeardrailwaymodels.co.uk
 Email: info@liskeardrailwaymodels.co.uk

Supporting
LOSTWITHIEL TOY FAIR
 Sunday
 27th December

HORNBY **METCALFE** **WOODLAND SCENICS** **GRAHAM FARISH** **PECO**

BRM **FREE E-NEWSLETTERS**
 Exclusive articles, competitions & offers
 Register now at
www.model-railways-live.co.uk/register

MODEL RAILWAY SOLUTIONS

Tel: 01202 798068
 Email: info@modelrailwaysolutions.co.uk

Contact us for a quote on all your baseboard and helix requirements, either bespoke or from our own modular range.

Please take a moment to browse our online store or visit us at -
 Unit 1, 10-12 Alder Hills, Poole. Dorset. BH12 4AL.

www.modelrailwaysolutions.co.uk

Great Eastern Model RAILWAYS GOES DIGITAL

Friday 4th December 2015

10am - 3pm

Come and speak to the experts

Technical advice

Live demos

Chip fitting service

Sound chips

Q & A's

Tea/coffee and biscuits

Displays from: Coastal DCC and Train Tech



Come find us at: 199 Plumstead Road, Norwich NR1 4AB

01603 431457

EVENT DIARY

Road, South Croydon CR2 8DD
Wednesday: 1830 - 2030
Prices: £1.00 adult
Tel: 07866 641215

5TH DECEMBER

Gateshead International Stadium
- Toy & Train Fair Gateshead International Stadium, Neilson Road, (off the Felling bypass), Gateshead, Tyne & Wear NE10 0EF
Saturday: 1000 - 1500
Prices: £2.50 adult, £1.50 child, £1.50 OAP

Nottingham Toy & Train Fair Bluecoat Academy, Aspley Lane, Nottingham, Nottinghamshire NG8 5GY
Saturday: 1000 - 1400
Prices: £2.00 adult
Tel: 07951 072790/01623 722115
Web: www.tttf.co.uk

6TH DECEMBER

Barry Stockton Fairs - Warrington Warrington Collegiate, Winwick Road, Warrington, Cheshire WA2 8QA
Tel: 0151 335 3362

Barry Stockton Train & Toy Collectors Fair - Holmes Chapel Holmes Chapel Leisure Centre, (1 mile from M6 Junc.18), Selkirk Drive, Crewe, Cheshire CW4 7DZ
Sunday: 1030 - 1500
Prices: £2.00 adult, £0.50 child
Tel: 0151 334 3362
Web: www.barrystocktonfairs.co.uk

SRP Toy Fairs - Chelmsford Chelmsford City Football Club, Salerno Way, Chelmsford SM1 2EH
Sunday: 1000 - 1400
Prices: £2.00 adult
Tel: 07739998012 / 01322662729
Web: www.srptoyfairs1.co.uk

Train & Toy Fair Newton Abbott Newton Abbot Racecourse, Newton Abbot, Devon TQ12 3AF
Sunday: 1000 - 1500
Prices: £2.00 adult
Tel: 01823 480097/07717 278420

9TH DECEMBER

Burton Upon Trent Toy & Train Fair Town Hall, St Georges Square, Burton-on-Trent, Staffordshire DE14 2EB
Wednesday: 1830 - 2030
Prices: £2.00 adult
Tel: 07951 072790/01623 722115
Web: www.tttf.co.uk

13TH DECEMBER

SRP Toy Fairs - Wallington Phoenix Centre, Mollison Drive, Wallington, Surrey SM6 9NZ
Sunday: 1000 - 1400
Prices: £2.00 adult
Tel: 07739 998012/01322 662729
Web: www.srptoyfairs1.co.uk

17TH DECEMBER

Theydon Bois Toy & Train Fair Theydon Bois Village Hall, Coppice Row (B172),

Theydon Bois, Essex CM16 7ER
Thursday: 1900 - 2100
Prices: £1.00 adult
Tel: 07866 641215

19TH DECEMBER

SRP Toy Fairs - Hawkinge Hawkinge Community Centre, Heron Forstal Avenue, Hawkinge, Kent CT18 7FP
Saturday: 1000 - 1400
Prices: £2.00 adult
Tel: 07739998012 / 01322662729
Web: www.srptoyfairs1.co.uk

20TH DECEMBER

SRP Toy Fairs - Orpington Crofton Halls, Station Road, Orpington, Kent BR6 8PR
Sunday: 1000 - 1400
Prices: £2.00 adult
Tel: 07739 998012/01322 662729
Web: www.srptoyfairs1.co.uk

Train & Toy Fair North Petherton The Venue, Junction 24 Marketway, North Petherton, Somerset TA6 6DF
Sunday: 1000 - 1500
Prices: £2.00 adult
Tel: 01823 480097/07717 278420

27TH DECEMBER

Llandudno Toy & Train Fair Cymru, Seafront, Llandudno LL30 1BB
Sunday: 1030 - 1530
Prices: £2.00 adult
Tel: 01492 545053
Web: www.llantransfest.co.uk

SRP Toy Fairs - Worthing Charmandean Centre, Forest Road, Worthing, Sussex BN14 9HS
Sunday: 1000 - 1400
Prices: £2.00 adult
Tel: 07739 998012/01322 662729
Web: www.srptoyfairs1.co.uk

28TH DECEMBER

Barry Stockton Fairs - Haydock Park Racecourse Haydock Park Racecourse, Exhibition Centre, Haydock Park, Merseyside WA12 0HQ
Monday: 1030 - 1500
Prices: £1.50 adult, £0.50 child
Tel: 0151 334 3362
Web: www.barrystocktonfairs.co.uk

29TH DECEMBER

SRP Toy Fairs - Rayleigh Swayne Park School, Sir Walter Raleigh Drive, Rayleigh, Essex SS6 9BZ
Tuesday: 1000 - 1400
Prices: £2.00 adult
Tel: 07739 998012/01322 662729
Web: www.srptoyfairs1.co.uk

30TH DECEMBER

SRP Toy Fairs - Chessington The Atrium, Chessington Sports Centre, Garrison Lane, Surrey KT9 2JS
Wednesday: 1000 - 1400
Prices: £2.00 adult
Tel: 07739 998012/01322 662729
Web: www.srptoyfairs1.co.uk

OTHER EVENTS

21ST NOVEMBER

World of Motion Wrexham Memorial Hall, Wrexham LL12 7AG
Saturday: 1030 - 1600
Prices: £3.50 adult, £1.00 child
Tel: 0151 638 3915
Web: www.worldofmotion.co.uk

6TH DECEMBER

Chichester & District Society of Model Engineers Meet Santa & Train Ride Blackberry Lane, off Bognor Road, Chichester (East), West Sussex PO19 2FS
Sunday: 1300 - 1600
Prices: £4.00 adult
Tel: 07954 051594
Web: www.cdsme.co.uk

12TH-13TH DECEMBER

Gresley & Wychnor Model Railway Group - Mince Pie Weekend Gresley Social Centre, Park Street, Castle Gresley DE11 9QE
Saturday: 1000 - 1630
Sunday: 1000 - 1600
Prices: £3.00 adult, £2.50 concessions, £6.50 family

13TH DECEMBER

Chichester & District Society of Model Engineers Meet Santa & Train Ride Blackberry Lane, off Bognor Road, Chichester (East), West Sussex PO19 2FS
Sunday: 1300 - 1600
Prices: £4.00 adult
Tel: 07954 051594
Web: www.cdsme.co.uk

MEETINGS & TALKS

12TH NOVEMBER

IRRS - Keeping Irish Steam Alive - the Work of Heritage Engineering Ireland The Cock Tavern, 23 Phoenix Road, London NW1 1HB
Thursday: 1900
Prices: £5.00 adult
Web: www.irrs.ie

16TH NOVEMBER

Plymouth Railway Circle - Branches/Byways/Mainlines of Sussex Steven Andrews St Edwards Church Hall, Home Park Avenue, Peverell, Plymouth, Devon PL3 4PG
Monday: 1930
Prices: £2.00 adult
Tel: 01752 651014

19TH NOVEMBER

Lutterworth Railway Society - The Great Central in WW1 United Reformed Church, George Street, Lutterworth LE17 4EF
Tel: 01455 203307
Web: www.lutterworthrailwaysociety.co.uk

30TH NOVEMBER

Plymouth Railway Circle - Annual Photographic Competition St Edwards Church Hall, Home Park Avenue, Peverell, Plymouth, Devon PL3 4PG
Monday: 1930
Prices: £2.00 adult
Tel: 01752 651014

Nantwich & Market Drayton Railway Society King's Head Inn, Shrewsbury Road, Market Drayton TF9 3EH
Monday: 2000
Web: www.the-gingerbread-line.co.uk

1ST DECEMBER

TETC - David Alison "The 2015 RW (Bob) Todd Memorial Presentation First Floor Meeting Room, The Drill Hall Sports Club, Old Park Avenue, Enfield, Middlesex EN2 6PJ
Tuesday: 2000 - 2230
Prices: £3.00 adult
Tel: 020 8363 0697

Southern Electric Group - Eastleigh Meetings Eastleigh Railway Institute, Romsey Road
Tuesday: 1930
Prices: £3.00 adult
Tel: 02380 670028
Web: www.southernelectric.org.uk

3RD DECEMBER

Lutterworth Railway Society - Grantham to March via Peterborough United Reformed Church, George Street, Lutterworth LE17 4EF
Thursday: 1930
Tel: 01455 203307
Web: www.lutterworthrailwaysociety.co.uk

7TH DECEMBER

MIRfield Railway Enthusiasts Society - Big Four To BR Days The Navigation Tavern, Station Road, Mirfield, West Yorkshire WF14 8LG
Monday: 1930
Tel: 01924 498451

10TH DECEMBER

IRRS - "The West Claire Railway" by Michael Walsh The Cock Tavern, 23 Phoenix Road, London NW1 1HB
Thursday: 1900
Prices: £5.00 adult
Web: www.irrs.ie

14TH DECEMBER

Plymouth Railway Circle - Mills Railway Year 2015 St Edwards Church Hall, Home Park Avenue, Peverell, Plymouth, Devon PL3 4PG
Monday: 1930
Prices: £2.00 adult
Tel: 01752 651014

17TH DECEMBER

Lutterworth Railway Society - Scotland 59 - 68 End of Steam United Reformed Church, George Street, Lutterworth LE17 4EF
Thursday: 1930
Tel: 01445 203307
Web: www.lutterworthrailwaysociety.co.uk

THE NORTH'S PREMIER MODEL RAILWAY SHOW

APETHORNE JUNCTION - O GAUGE



WHEN, WHERE & HOW MUCH?

OPENING TIMES: SATURDAY 10:00 - 17:00 • SUNDAY 10:00 - 16:30
VENUE: DONCASTER RACECOURSE, DONCASTER, DN2 6BB
TICKET PRICE: ADULT: £9.00 | CHILDREN: £4.50 (5-16 YRS)

NORTH OF ENGLAND LINE - N GAUGE



HEYSIDE - O GAUGE



30 MUST-SEE LAYOUTS
RMweb THEATRE
80+ QUALITY TRADERS

**YOUR CHANCE TO SEE THE FANTASTIC
LAYOUTS FROM A RANGE OF
GAUGES INCLUDING...**

WALFORD & SCRUBBS LANE - CLARENDON - P4 GAUGE
HAZELBANK - OO GAUGE
HOLLOWBECK SHED - O GAUGE
APETHORNE JUNCTION - O GAUGE
ENGINE WOOD - N GAUGE

PLUS MANY MORE...

Presented By:

**WARNERS
SHOWS**

BRM
BRITISH RAILWAY MODELERS

DDMRC
Doncaster & District
Model Railway Club

BOOK IN ADVANCE TO RECEIVE:

UP TO £2.00 OFF, A FREE SHOWGUIDE & 30MINS EARLY ENTRY

ON THE DOOR: £9.00 | IN ADVANCE: £8.00 | **BRM SUBSCRIBERS: £7.00**



MODEL-RAILWAYS-LIVE.CO.UK



0844 581 0816

T&CS: *FEE APPLIES FOR POSTAL TICKETS. E-TICKETS ARE FREE OF CHARGE. BRM SUBSCRIBER DISCOUNT APPLIES TO ADVANCED BOOKING ONLY

13 issues of BRM

BRITISH RAILWAY MODELLING

for just £45!

That's a saving of £13.50!*



**FREE DVD
WITH EVERY ISSUE!**

*Saving made over a 1 year period (13 issues).

WHY YOU SHOULD SUBSCRIBE

- ▶ Free delivery to your door
- ▶ Delivery before the magazine goes on-sale in the shops
- ▶ Subscription includes the free DVD every issue
- ▶ Never miss an issue again



Call our hotline and quote BRM/DEC15

01778 392002

(please have your bank details to hand)



Order securely online at

www.model-railways-live.co.uk

Closing date: January 30th, 2016

***IT'S WARLEY NATIONAL
EXHIBITION TIME AGAIN...***

***Meet the guys from
Rapido and Revolution
Trains at stand **C12*****

Be the first to see...

***OUR REALLY SUPER
SECRET NEW MODEL***

***Factory finished samples of the APT-E
First look at N Pendolino & VTG TEA
Progress on Stirling Single locomotive***

Plus...

***AT LEAST TWO OTHER NEW PRODUCT
ANNOUNCEMENTS IN N AND OO***

...and lots of North American models nobody cares about!



Quality. Style. A Nice Cup Of Tea.

www.rapidoUK.com

NEW

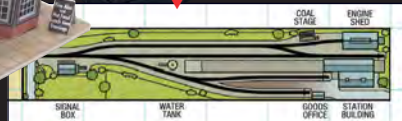
THE **BRM** GUIDE TO **BUILDING YOUR FIRST MODEL RAILWAY**

PLANNING ▶ CONSTRUCTION ▶ ELECTRICS ▶ SCENERY
▶ BUILDINGS ▶ LOCOMOTIVES & ROLLING STOCK

**BUILD ONE
LIKE THIS**

BUILDINGS

PLANNING



**EVERYTHING YOU NEED TO KNOW
TO HELP YOU CREATE YOUR FIRST LAYOUT!**

Trackplans • Laying track • Ballasting • Backscences
Buildings • Stock • Scenery • Plus loads more...!

JUST £5.99!

www.model-railways-live.co.uk

HORNBY

TELEPHONE: 01244 400930

CHESTER MODEL CENTRE

71 - 73 BRIDGE STREET ROW (East) CH1 1NW

GC WEATHERING

"It's the little things we do"

OPEN 7 DAYS A WEEK Mon - Saturday 10:00am - 17:30pm Sunday 11:00am - 17:00pm**From GC Weathering exclusively for Chester Model Centre****Complete respray and custom weathered finish including driver and detailed front end.
Brand new loco (ex R2692 Oystermouth). Order now for £175 including post and packing.**The Model Shop For The North West and North Wales - www.chestermodelcentre.com

Southern Office and Showroom
15, Liberty Close, Woolsbridge Ind. Park,
Three Legged Cross, WIMBORNE, Dorset, BH21 6SX
Tel: 01202 828308 - Fax: 01202 829706
E-mail: southsales@ayrey.co.uk

JOHN AYREY
DIE CASTS LIMITED



Head Office and Main Showroom
Bentley House, 202 Market Street, SHIPLEY
West Yorkshire, BD18 2BY
Tel: 01274 594119 - Fax: 01274 531505
E-mail: ayrey@msn.com - Web: www.ayrey.co.uk

WE ARE 'TRADE ONLY'
RETAIL CUSTOMERS PLEASE CONTACT
A LOCAL MODEL SHOP OR VISIT OUR
WEBSITE - WWW.AYREY.CO.UK



20.175.91 - DOUBLE DECK
3 CAR SET - DRIVING CAR
& 2 COACHES (1:87 - HO)

SUPERB RANGE OF READY MADE MODELS & KITS FROM HOLLAND IN SCALES 'Z', 'N' & 'HO'



38701 - MODERN BICYCLES (1:87 - HO)



10225 - FACADE REAR OF BUILDING
(UNPAINTED RESIN KIT 1:87 - HO)



10284 - MULTI STOREY FLATS
(UNPAINTED RESIN KIT 1:87 - HO)



50107 - NORWEGIAN
FISHING BOAT 'FRAMTID 1'
(UNPAINTED RESIN KIT
1:87 - HO)



38723 - LIVESTOCK CART (1:87 - HO)



10163 - LOCK UP GARAGES KIT (UNPAINTED RESIN KIT 1:87 - HO)



DA95 - LEYLAND FG VAN
'CO-OP BAKERY'
circa 1966 - 1976



DA93 - ARTICULATED VAN
'GREEN SHIELD STAMPS'
circa 1975 - 1985

1:76 SCALE 'OO'
(1:148 SCALE 'N' RANGE ALSO AVAILABLE)



B115A, B115B & B115C - BRISTOL LODEKKA
3 VERSIONS - 'HANTS & DORSET' circa 1956 - 1981

Heki
RANGE OF TREES, HEDGES, SCATTER,
ROADS AND OTHER SCENIC ITEMS



1740 - OAK TREE
(18cm)

**FULL RANGE OF SCENERY,
VEHICLES, BUILDINGS &
NARROW GAUGE RAILWAYS**



OXFORD

FULL RANGE OF ROAD & RAIL MODELS



LOCOMOTIVES AND WAGONS COMING SOON:-

OR76AR001 - ADAMS RADIAL 30583 - LATE BR
OR76AR002 - ADAMS RADIAL 30584 - EARLY BR
OR76AR003 - ADAMS RADIAL 488 - LSWR



WANTED

MODEL RAILWAY & COLLECTABLES

Top Prices Paid

For all makes, all gauges and live steam, aeroplane kits, boats, die cast etc.

Instant cash paid

Will travel to collect



01945 429252

07723 336344

email: dbmodels@live.com

28c Europa Way, Wisbech, Cambs, PE13 2TZ

MegaPoints Controllers

Awesome layout control system

Includes semaphore bounce - see web for details

MegaPoints Servo Controller features:-

- Control up to 12 points, semaphores or relays!
- Can be used for gates, uncouplers, barriers, doors etc.
- Simple setup – programming buttons on the main board!
- Variable speed control and reversing.
- Built in memories for quick route setup!
- All connections via plugs (supplied), no soldering needed.
- Uses industry standard servos costing as little as £1.50 each!
- Amazing semaphore bounce realism - physics modelled and random, each bounce is subtly different!
- Works with analogue, DCC, steam, any gauge.

Also available:-

DCC Module

- Control a single board or your whole layout.

MultiPanel controller

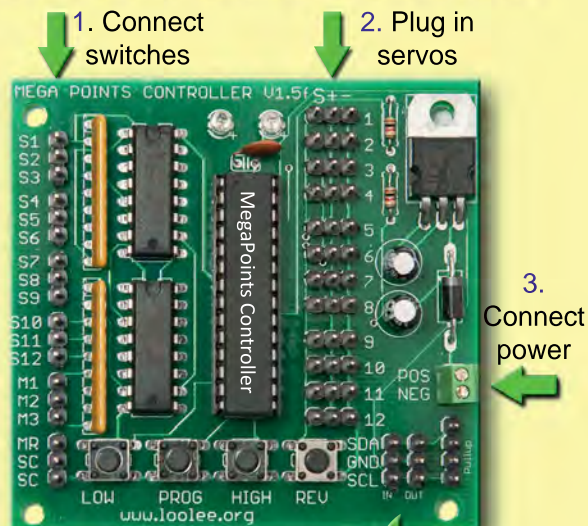
- One cable easy wiring for your mimic panels.

Routing processor

- One touch setup of your entire layout.

No computer required, it becomes part of your layout.

Use your Arduino or Raspberry Pi to control, see web site for code examples and videos



Web: www.loolee.org - British designed and built!

Rev: 15-23

The Airbrush Company Ltd

Quality airbrushes for any budget



SPARMAX

£45 MAX-4



On Sparmax
Airbrushes

ARISM
MINI



£95



neo

for iwata

£60.50



ARISM
£125



iwata

£110



On Iwata
Airbrushes



£255

Compressors, paints, accessories
& airbrush courses



The Airbrush Company

@AirbrushCompany



www.Airbrushes.com

01903 767800

sales@airbrushes.com

DCC Supplies

Excellence in model control

E-Mail: info@dccsupplies.com **Website:** www.dccsupplies.com
Telephone: 0845 224 1601 **OR** 01905 621 999

- We take the time to find the product for you.
- Our own range of innovative products.
- We stock everything you will need.
- DCC installations for any gauge.
- Expert friendly customer support.
- Informative DCC workshops.
- Teaching you the facts since 2006.
- Visit us at our shop and try the demo facilities.

Shop Opening Times:

Mon - Wed 10am - 6pm
 Thursday 12pm - 6pm
 Friday 10am - 5pm
 Saturday 10am - 4pm
 Visitors Welcome.

Phone Opening Times:

Mon - Thurs 10am - 6pm
 Friday 10am - 5pm



The Complete Digital Service

gamesontrack


- GPS location of Locomotives - Draws Layout
- Simple automation - No need to cut track
- Control from PC, Smartphone or DCC handset
- Add wireless control to your existing DCC equipment



For more info visit: dccsupplies.com/GOT

Redutex

Bring realism to your layout
 Natural finish
 N - OO - O scale
 self-adhesive
 3D 'look and feel' effect sheet.
 Easy to cut, Easy to Fit.



Check the website for more details

Unit 17A, Top Barn Business Centre, Holt Heath, Worcestershire, WR6 6NH



RAILWAY BUILDING SERIES

- A1 Station Platform
- A2 Country Station Building
- A3 Island Platform
- A4 Island Platform Building
- A5 Two Road Locomotive Shed
- A6 Signal Box
- A7 Goods Depot Building
- A8 Water Tower & Weighbridge
- A9 Covered Footbridge
- A10 Railway Terminus Station
- A11 Station Master House & Crossing Keeper Cottage
- A12 Coalling Tower
- A13 Ash Plant
- A14 Red Brick Bridge/Tunnel Entrance
- A15 Blue Brick Bridge/Tunnel Entrance
- A16 Stone Bridge/Tunnel Entrance

COUNTRY TOWN BUILDING SERIES

- B21 'The Swan' Inn
- B22 Two Country Town Shops
- B23 Two Detached Houses
- B24 'Greystones' Farmhouse
- B25 Police Station / Public Library
- B26 Farm Hayloft & Barn
- B27 Supermarket & Shop
- B28 Two Elizabethan Cottages
- B29 Country Church
- B30 Four Terraced Houses
- B31 The Village School
- B32 Country Garage & Petrol Pump
- B33 Railway Hotel
- B34 Bus Depot
- B35 Market House
- B36 The Country Fire Station

Building quality

Kits to adorn your layout



WWW.SUPERQUICK.CO.UK

FOR OVER 40 YEARS - THE MODELLERS CHOICE

LOW RELIEF BUILDING SERIES

- C1 Hotel, Offices & Restaurant
- C2 Cinema, Post Office & Shop
- C4 Regency Period Shops & House
- C5 Four Redbrick Terrace Backs
- C6 Four Redbrick Terrace Fronts
- C7 Redbrick Terrace Corner

INCLUDING A FULL RANGE OF BUILDING PAPER SERIES

THE HEREFORD MODEL CENTRE

Email: sales@herefordmodels.co.uk
www.herefordmodels.com

4 COMMERCIAL ROAD, HEREFORD,
HEREFORDSHIRE, HR1 2BB

SALES LINE
 **01432 352809**
**OFFICIAL HORNBY
COLLECTORS
CENTRE**

LIMITED EDITIONS

32-900Y	CL108 in Blue/Grey, black window surrounds, Welsh Dragon embellishment on front C970	£69.95
33-300F	20t Toad Brake GWR Gry Merthyr	£11.35
37-557X	TTA Shell Black 5178	£10.85
37-557Y	TTA Shell Black 5169	£10.85
	<i>All Weathered</i>	
37-659Z	Benzole set of Three	£29.95
37-577W	TTA Shell Black 5172	£10.85
37-675U	Mobil set of Three	£29.95
37-711Y	Pack of 3 GWR Cattle wagons	£27.20
	<i>Non Weathered</i>	
37-711Z	Pack of 3 GWR Cattle wagons	£27.20
	<i>Weathered</i>	
37-730Z	GWR Vent Vans Weathered Set of Three	£25.45

NEW RELEASES

32-762DS	Virgin Class 57 Hood	£203.95
R3353	Sentinel Balfour Beatty	£49.45
R3355	Sentinel Wabtec	£49.95
R3354	Sentinel Barabel	£49.45
R3263	Class 50 Vanguard	£129.75
R3303	D16/3 BR Early	£100.95
R3233	D16/3 LNER	£100.95
R3234	D16/3 BR Early	£100.95
R3235	D16/3 British Railways	£100.95
32-763	DRS Class 57	£106.95
R3340	BR Green 2Hal	£119.75
R3332	FGW Class 153	£82.75

HORNBY

R3132	A3 Book Law	£133.90
R3284	LNER Flying Scotsman	£87.90
R3276	LMS Compound	£66.45
R2881	LMS Class 5 Black	£65.95
R3229	British Monarch	£119.25
R3245TTS	A1 Tornado	£135.75
R3114A	B1 BR Late	£118.95
R2744	Schools Blundells BR	£84.95
R2843	Schools Dulwich SR	£94.45
R2916	CL2800 GWR	£93.45
R2917	2800 Class BR	£103.99
R2917X	CL2800 BR	£106.45
R3010	N15 Sir Sagamore	£119.45
R3010X	N15 SR	£133.95
R3016A	Standard 4MT BR Black	£109.00
R3017	BR Patriot	£108.50
R3088X	LNER Class 01	£109.50
R3025	J94 LNER	£55.45
R3206	BR Blue Tornado	£98.45
R3228	Austerity NCB	£65.75
R3225	GWR 72XX	£114.45
R3226	BR 72XX	£114.45
R2844	Schools 'St. Lawrence' BR/E	£93.75
R3194	Schools 'Epsom' BR/E	£111.95
R2740	J94 WPR	£41.95
R2784X	Mallard Green	£85.00
R3005X	28XX BR Wthd	£116.50
R3005	28XX BR Wthd	£102.95
R3110	61XX BR	£78.45
R3169	Olton Hall Red	£72.50
R3098	Railroad Tornado	£93.45
R3118	Castle BR 'Penrice'	£118.00
R3074	King GWR (Stamp Collection)	£112.99
R3273	9F Franco-Crosti. Early	£105.00
R3274	9F Franco-Crosti. Late	£105.00

HORNBY TRAIN PACKS/SETS

R3302	Return from Dunkirk	£229.75
R2696	CL101 - 2 Car	£65.25
R2806	Dean Single LMS Pack	£124.75
R2815	Southern Suburban Ltd	£159.00
R2986	Date with the Duchy	£179.90
R3059	Tornado Train Pack	£128.45
R3098	BR Tornado	£93.45
R3186	Titfield Thunderbolt Set	£98.45

HORNBY DIESEL/ELECTRIC LOCOMOTIVES

R3346	Class 92 DB Schenker	£70.45
R3275	Class 31 Dutch livery	£55.45
R3287TTS	Class 47	£74.45
R3291XS	CL56 Colas	£217.50
R3181	BR Class 56	£123.95
R3384	EWS Cl67	£123.95
R3344	Class 31 Yellow	£142.45
R3350	Class 90 Schenker	£61.45
R3161B	SR 2 Bil Green	£120.60
R3290A	BR 2 Hal Green	£113.90
R2508	CL121	£47.50
R2508A	CL121	£47.95
R2644	CL121 Choc/Cream	£47.50
R2646X	CL56 BR Grey	£83.95
R2647X	CL56 BR Grey	£83.95
R2755	CL86 BR Les Ross	£43.95
R3177	BR 2Bill SR Green	£123.99
R3180	Tarmac Sentinel	£44.95
R3268	Class 67 Arriva	£122.90
R3283	Bagnall Shunter	£25.75
R3267	CL67 Arriva	£111.95
R2963	Cl.31 Regional Railways	£103.75
R2962	Cl. 56 BR Grey 'Oystermouth'	£96.50
R3282	Cl. 42 Maroon 'Thruster'	£47.90

HORNBY TRACK

R070	Turntable	£57.95
R083	Buffer Stop	£1.35
R207	Track Fixing Pins	£2.50
R394	Hydraulic Buffer	£3.95
R600	Straight	£1.30
R601	Double Straight	£1.95
R604	Curve 1st Rad	£1.75
R605	Double Curve 1st Rad	£2.05
R606	Curve 2nd Rad	£1.70
R607	Double Curve 2nd Rad	£2.20
R608	Curve 3rd Rad	£2.10
R609	Double Curve 3rd Rad	£1.95
R610	Short Straight	£1.15
R614	LH Diamond Crossing	£9.25
R615	RH Diamond Crossing	£9.25
R617	Uncoupling Ramp	£2.30
R618	Double Isolating Rail	£6.95
R620	Railer Uncoupler	£4.25
R628	Half Curve 3rd Rad	£1.70
R643	Half Curve 2nd Rad	£1.40
R8026	Power Track	£3.75
R8072	LH Point	£8.45
R8073	RH Point	£8.45
R8074	LH Curved Point	£14.25
R8075	RH Curved Point	£14.25
R8076	Y Point	£10.25
R8077	LH Express Point	£13.95
R8078	RH Express Point	£13.95

HORNBY TRACK ACCESSORIES

R076	Footbridge	£11.85
R169	Junction Home Signal	£9.75
R170	Junction Distant Signal	£9.75
R171	Single Home Signal	£7.50
R172	Single Distant Signal	£7.50
R189	Single Brick Bridge	£6.30
R394	Hydraulic Buffer	£3.95
R406	Colour Light Signal	£18.95
R499	River Bridge	£10.70
R574	Trackside Accessories	£10.00
R626	Point Underlay	£3.20
R636	Double Level Crossing	£14.50
R638	Track Underlay	£7.95
R645	Single Level Crossing	£8.95
R657	Girder Bridge	£11.45
R658	Inclined Pier Set	£8.50
R659	High Level Pier Set	£5.60
R660	Elevated Track Side Walls	£16.45
R909	Track Supports	£6.45

HORNBY CONTROL EQUIPMENT

R044	Point Switch	£8.75
R046	Two Way Switch	£5.95

R047	On/Off Switch	£5.95
R602	Power Connecting Clip	£1.50
R8014	Point Motor	£3.65
R8015	Point Motor Housing	£2.95

BACHMANN STEAM LOCOMOTIVES

32-084	Class 56XX GWR	£76.45
32-085	Class 56XX BR	£76.45
31-980	Standard 3MT BR	£110.45
31-981	Standard 3MT BR	£101.95
31-780	Swifland Hall	£106.20
31-781	Foremarke Hall	£106.20
31-782	Thirstaine Hall	£114.70
31-783	Fountains Hall	£114.70
35-075	E4 LBSC	£93.45
35-076	E4 Southern	£93.45
35-077	E4 BR Early	£93.45
35-078	E4 BR Late	£93.45
31-635	GWR 64XX	£72.21
31-636	BR 64XX	£72.21
31-001	Robinson BR Late Crest	£94.99
31-002	Robinson BR Early Crest	£94.99
31-003	Robinson LNER	£94.99
31-117DC	4MT BR Black	£79.45
31-127	CL3000 BR ROD	£118.45
31-128	BR ROD Weathered	£105.45
31-136DC	D11/2	£115.90
31-213DS	Patriot BR Late	£201.45
32-261	WD Austerity	£110.40
31-350	Class A2 Sugar Palm	£107.99
31-527	A2 Tudor Minstrel A/Green	£96.45
31-627A	Class 3F LMS	£71.25
31-628DC	Class 3F BR weathered	£93.20
31-931	LMS Compound	£112.90
31-933	BR Compound Late Crest	£112.88
31-932DC	BR Compound	£127.75
32-260DC	WD Austerity	£125.29
32-500	5MT Class BR - 73068	£70.99
32-550A	A1 Tornado Apple Green	£109.45
32-509	BR 5MT Early Crest	£104.55
32-954	4MT BR Early	£87.50
32-955	4MT BR Late	£87.50
31-465	C Class BR	£93.46
31-138	D11/2 Black Early	£106.20
31-189	Jubilee 'Falkland Islands'	£113.95
32-129A	Prairie BR Black	£72.20
32-154A	N Class BR Black Wthd	£99.10
32-233	3F SDJR Blue	£62.00
32-508	5MT BR Green	£104.55
32-828A	Ivatt 2MT BR Green	£89.20
32-954	4MT BR Black Early	£87.50
32-955	4MT BR Black Late	£87.50
31-979A	3MT BR Black Wthd	£80.75
31-626A	3F BR Black Early	£76.45

BACHMANN DIESEL/ELECTRIC LOCOMOTIVES

31-265	MLV Green	£62.45
31-266	MLV Green with yellow panel	£62.45
31-267	MLV Blue/Grey	£62.45
31-268	MLV NSE	£83.26
31-269	MLV Jaffa	£83.26
31-326	CL105 BR Green	£79.45
31-327	CL105 BR Green	£79.45
31-377	CL416 2EPB	£85.99
31-425A	CL411 Green	£103.99
31-426	CL411 BR Green	£103.99
31-535	CL105 BR Blue Power Twin	£84.45
31-537	CL105 Small Yellow Panel	£84.45
31-575	Windhoff MPV NWR	£104.00
31-576DC	Windhoff MPV NWR	£114.00
31-577	Windhoff Railtrack	£104.00
31-655	Class 47 Railfreight	£86.35
31-658	Class 47 Petroleum Sector	£97.70
32-045	Class 20 Railfreight	£93.45
32-065	Class 20 BR Maroon	£118.95
32-066	Class 20 BR Green	£118.95
32-067	Class 20 BR Blue	£118.95
32-475	DC Class 40 BR Blue	£87.75
32-515A	Derby Lightweight	£93.97
32-750	DC - CL57 FL - 57008	£52.95
32-784	Class 37 Mainline	£106.20
32-785DS	Class 37 Dutch	£203.95

32-786	Class 37 EWS	£106.20
32-904DC	CL108 BR Blue	£96.99
32-906	CL108 Green 2 car	£93.50
32-910	CL108 Blue/Grey	£74.95
32-937	Class 150 Centro	£127.45
32-928	Class 150 Sprinter	£135.95
31-363	03 BR Blue Wthd	£76.45
31-364	03 BR Green Wthd	£76.45
31-365	03 BR Blue	£70.50
32-065	Class 43 Zealous	£118.95
32-066	Class 43 Pegasus	£118.95
32-067	Class 43 Royal Oak	£118.95
32-117	08 BR Green Wthd	£68.45
32-644	Class 20 BR Green	£93.45
32-034A	Class 20 BR Green weathered	£97.70
32-038DS	Class 20 BR Blue	£195.45
32-734A	Cl. 66 D.B. Schenker Wthd	£97.00
32-815	Cl. 47 Intercity	£89.20
32-913	Cl. 108 Green w/ Whiskers	£114.50
32-815	Class 47 Intercity	£89.20

0 GAUGE

10D-GWR	Ixion Fowler GWR	£220.00
10D-UGR	Ixion Fowler Unlined Green	£220.00

We also do a selection of Limited Edition seven plank wagons, please ring for details

HELJAN

H2301	CL23 Green yellow ends	£94.95
H2306	CL23 Green weathered	£95.95
H2520	Class 05 BR Green	£99.75
H2521	Class 05 BR Green	£99.75
H2522	Class 05 BR Blue	£99.75
H2523	Class 05 Dept 88	£99.75
H2500	Class 05 BR Green	£99.75
H2501	Class 05 BR Green	£99.75
H2502	Class 05 BR Green	£99.75
H2503	Class 05 Cider Queen	£99.75
H5217	CL52 Western Explorer	£78.95
H8802	AC Railbus BR Green	£93.95
H8902	Class 128 DPU Early Blue	£93.95
H1508	Cl. 15 BR Green TOPS	£87.50

ORDER BY TELEPHONE
Orders taken 6 days a week
9.00am - 5.30pm
Monday to Saturday
Call: 01432 352809

Mail Order Service

**All offers valid to
31st December 2015**

You must state these prices when ordering

POSTAGE & PACKING RATES PER ORDER:

UK Standard £3.95

UK Insured £7.10

UK Courier Transport & Packing £9.00

Worldwide at cost. VAT free to non EC

****Train Sets/Packs & Controllers/**

Handsets - Postage charged at cost**

PRICES SUBJECT TO CHANGE

WITHOUT NOTICE

**** Please allow 7 days for clearance**

when paying by cheque **

PLEASE QUOTE SPECIAL PRICES

WHEN YOU VISIT US.

Credit Cards Welcome...

Visa, Mastercard & Switch

FINESCALEBRASS

New releases including both City of Truro liveries
O Gauge fully finished from stock



Constructed from brass & stainless steel with helical gearbox, factory applied lining and detailing.

£1650.00 fully finished, DCC & sound £350.00

Prices include VAT, insured delivery, no extra charge for credit cards

Finescalebrass (UK) Ltd, Unit 5, Matrix Court, LEEDS, LS11 5WB. TEL 01132 761759

EMAIL john@finescalebrass.co.uk

Check our website for other models at www.finescalebrass.co.uk

The ultimate digital crafting website!



CRAFTY

Computer paper

20% OFF
your first order
when you join our mailing list

Print your own decals

Easily customise your models
using our water-slide decal
paper for inkjet or laser printers.

for ideas and lots of inspiration visit us at
www.craftycomputerpaper.co.uk

Book Law Publications










Incorporating –

Santona / Foxline & Runpast Publishing.








382 Carlton Hill, Nottingham. NG4 1JA.

Tele 0115 961 1066 /Fax 01623 792704

Secure online orders - www.booklaw.co.uk



D For Diesels Part 9	£9.99
D For Diesels Part 10	£9.99
The Western Class 52's	£9.99
Drapers Scrapyard	£9.99
Royal Scots / LMS Patriots (Each)	£9.99
Coronation Pacifics	£9.99
East Coast Main Line Part 7	£9.99
The Border Counties Railway 2	£9.99
Newcastle To Carlisle	£9.99
Forward To Nottingham Victoria	£19.99
Steam Over Woodhead	£23.99
Bolton Engineman Recollections 1	£17.99
Bolton Engineman More :: :: ::	£19.99
Bolton Engineman Last Look Back	£17.99
Stockport Tiviot Dale	£14.99
Whealey Bridge To Friden	£15.99



The North East's Premier Model Railway Show



Presented by
BLYTH AND TYNE MODEL RAILWAY SOCIETY

at the Quorum Business Park,
Newcastle-upon-Tyne, NE12 8BS

**SAT 12th & SUN 13th
December 2015**

ALL
NEW VENUE
& NEW DATES



OVER
35
LAYOUTS

Photo - Ladeside by Mike Bisset

Supported by



Advanced Tickets available from www.smartmodels.co.uk

Sat 10.00am - 5.00pm

Sun 10.00am - 4.00pm

Advanced ticket holders 9.30am Sat & Sun

Over 35 Model Railway Layouts - Gauges Z to 1
(including 'Thomas & Friends')

Over 30 Trade Stands

Modeling Demonstrations,

M.E.R.G., etc.

FREE Childrens Modelling Area



Nearest Station Four Lane Ends

Admission

Adults £6.00 Children £3.00

Family (2+2) £15.00

www.railexne.com



NEW
FESTIVE HEADBOARDS
 available in 2mm/N - 4mm/00 - 7mm/0 gauge

FOX TRANSFERS LTD,
 UNIT 5, PRIORY BUSS PARK, WISTOW ROAD, KIBWORTH,
 LEICESTERSHIRE LE8 0RX ENGLAND
TEL +44 (0)116 319 4950
 email: sales@fox-transfers.co.uk
 www.fox-transfers.co.uk

TRANSFERS AND ETCHED PLATES

VISIT OUR NEW WEBSITE NOW
www.fox-transfers.co.uk

Payment logos: American Express, Visa, Visa Electron, JCB

AGR MODEL RAILWAY STORE

Family Run Business

Buying Pre-owned Collections & Un-wanted Models

NOW STOCKING A WIDE SELECTION OF PRE-OWNED MODEL & NEW RAILWAY COLLECTIONS ONLINE & INSTORE



Send us a list or bring items in store & we will give you a **FREE** valuation!

Visit our eBay shop & like us on Facebook
ebay Find us on **f**

AGR Model Railway Store
 9 High Street Mews • 28 High Street
 Leighton Buzzard, Beds LU7 1EA
 Mon-Fri 9am-5pm • Sat 9am-4pm
 01525 854788
 www.agrmodelrailwaystore.co.uk
 sales@agrmodelrailwaystore.co.uk

AGR MODEL RAILWAY STORE

GREAT GIFTS AT STOCKING FILLER PRICES



'N' Gauge Large Set



2x 2x 2x



'OO' Gauge Large Set





Seventeen 'Ready To Plant' Trees



Sixteen 'Ready To Plant' Trees

Plastic Tree Gift Sets 'N' Gauge
Starter Set:- 8x Trees - £10
Medium Set:- 11x Trees - £15
Large Set:- 17x Trees - £20
Mega Set:- 17x Trees, 1x Small Scatter, 1x Flexi-Hedge and 1x Flower Borders - £25

MERRY CHRISTMAS
 Christmas is coming,
 the layout's looking bare
 Please buy some trees to be planted there
 If you haven't got a layout
 a diorama will do,
 If you haven't got a hobby
 then God bless you!

Plastic Tree Gift Sets 'OO' Gauge
Starter Set:- 8x Trees - £15
Medium Set:- 10x Trees - £25
Large Set:- 16x Trees - £50
Mega Set:- 16x Trees, 1x Small Scatter, 1x Flexi-Hedge and 1x Flower Borders - £55

W: themodeltreeshop.co.uk **E:** sales@themodeltreeshop.co.uk **Tel:** 01890 819 021 **My Hermes £4.95 P&P**
The Model Tree Shop, 4 David Hume View, Chirnside, Scottish Borders, TD11 3SX **Royal Mail £6.95 P&P**



Edward James
COLLECTABLES

WANTED

Unwanted, Used or Un-used Model Railways,
Slot Car, Diecast, Etc.

Any Gauge, Any Age

British, Continental or US Outline

Any Manufacture

Boxed or Unboxed

ANYTHING CONSIDERED

- 20+ Years Experience
- Competitive Quotes
- Distance No Object
- Immediate Settlement
- We pay for Collection or Postage Costs

CONTACT Brian Burgon @ Edward James Collectables
Home (0114) 2489940 Mobile (07780) 776682
Email edjamcollectable@aol.com
42 Bryony Close, Killamarsh, Sheffield, S21 1TF

ALL COMPONENTS LTD

Upper Owlbury House, Montgomery, Powys SY15 6SZ
Tel: 01588 638678 www.allcomponentsltd.co.uk

Looking forward to meeting you at all the shows!
P&P £4. Catalogue now available £4.95

P1B4 - POINTS INDICATOR BOARD

Shows the direction of up to 4 points. Operated by Solenoid point motors with 4 individual sets of supplied red and green LEDs and remembers the direction when you next power up the layout. Easy to fit with clear instructions. ALWAYS KNOW THE WAY YOUR POINTS ARE SET - EVEN WHEN YOU FIRST SWITCH ON.



£22.95
for up to 4 pts.

VERY FINE WIRE 2m pkt for £3.95

3amp multistrand flexible wire.
EW53 0.53mm dia in rd, bk, bl, grn, yl, brn, grey.
HS5 Heat Shrink Sleeve For Above £1.30

LU10 VARIABLE LIGHTING UNIT

The OnTrack Controls LU10 powers up to 54 grain of wheat bulbs or 150 LEDs for lighting-up your layout, and also lets you vary the brightness. It has 2 x 12v DC outlets at 2.2amps on each winding. It is in a strong metal box, with moulded plug and lead.



A Best Seller! **£34.95**

ROLLING STOCK DETECTOR

Operating on supplied light-dependent resistors, this easy-to-fit board shows where up to 4 locos are located.



RSD1 £23.95

Capacitor Discharge Unit
One CDU protects all your points from blowing. A must for any layout **CDU £10.95**
If you are changing more than 2 points on 1 switch use **HDCDU £15.95**

EXHIBITIONS:

7/8 Nov Hull • 28/29 Nov Warley
5/6 Dec Manchester
23/24 Jan 2016 Erith • 13/14 Feb Doncaster
26/27/28 Feb Glasgow

CASED TRANSFORMERS

24v AC (4 points) £39.95
12v at 1 amp £39.95
SWANN MORTON
Pk of 5 blades 95p
Pk of 100 blades £14.95
Retractable Handle £7.55

MINIATURE TOGGLE SWITCHES

.....ea 1+20+
SMT1 SPST on-off £1.25 ... £1.15
SMT2 SPDT c/o on-off £1.35 ... £1.25
SMT3 SPDT c/o on-off-on £1.40 ... £1.30
SMT4 DPDT on-on £1.60 ... £1.50
SMT5 DPDT c/o c/off on-off-on £1.70 ... £1.60
SMT6 SPDT for points (on)-off-(on) £1.70 ... £1.60
Lever covers 17p CLC/bk,bl,gn,yel,gray,rd,wh
HAND-HELD CONTROLLERS WITH FEEDBACK
HH5/N 1 amp of 9v for N Gauge £49.95
HH5/O 1 amp at 12v for O Gauge £49.95
HH5/O 3 amp at 12v for O Gauge £49.95
Power units for above, if required £49.95
BULBS
STD 3mm or 5mm 30p ea or 20 for £5.50
12V, 3mm or 5mm 50p ea or 20 for £5.00
Grain of Wheat 45p ea or 20 for £8.00
Grain of Rice 90p ea or 20 for £17.00

LAYOUT WIRE

EW06 single strand 10 mtrs £1.60
EW07 1.4amp 10 mtrs £1.60
EW07 Bi-colour 10 mtrs £2.20
EW16 3.0amp 10 mtrs £2.95
EW024 6.0amp 10 mtrs £3.75
XURON CUTTERS
Sprue Cutter £13.95
Vertical Track Cutter £17.95
Track Cutter £16.95
Photo Etched Scissors £18.95

LAYOUT BUILDING SERVICE AVAILABLE

Are you ever going to build that Model Railway you have always promised yourself?
Are you perhaps too busy? Unsure of where to start? Or haven't got a clue as to the electronics? Well here's the answer. We will design and custom build your Model Railway in your own home. Please phone for further details



Kernow Model Rail Centre

KMRC EXCLUSIVE ADAMS O2 MODELS - OO GAUGE



K2101 DJ Models 0-4-4T O2 Steam Locomotive No. 24 "Calbourne" BR Black with early emblem (as preserved) DUE OCTOBER 2015...£124.99



K2102 DJ Models 0-4-4T O2 Steam Locomotive No. 16 "Ventnor" BR Black livery with late crest. DUE NOVEMBER 2015...£124.99



K2103 DJ Models 0-4-4T O2 Steam Loco No. 30182 BR Black with early emblem with push-pull equipment. NOW IN STOCK...£124.99



K2104 DJ Models 0-4-4T O2 Steam Locomotive No. 30225 BR Black livery with late crest. DUE DECEMBER 2015...£124.99



K2105 DJ Models 0-4-4T O2 Steam Locomotive No. 225 Southern Black livery & pull-push equipment. NOW IN STOCK...£124.99



K2106 DJ Models 0-4-4T O2 Steam Locomotive No. 30193 BR Black livery with early emblem. DUE OCTOBER 2015...£124.99



K2107 DJ Models 0-4-4T O2 Steam Loco No. 207 Southern Maunsell Green with push-pull equipment. DUE DECEMBER 2015...£124.99

KMRC EXCLUSIVE THUMPER UNITS - OO GAUGE



31-236X Bachmann Class 205 2-H Thumper Unit 1121 BR Green, small yellow panel. IN STOCK...£210.00
31-236XDS DCC Digital Sound.£310.00



31-238Z Bachmann Class 205 2-H Thumper Unit 1122 BR Blue, full yellow ends. IN STOCK...£210.00
31-238XDS DCC Digital Sound.£310.00



31-239Z Bachmann Class 205 2-H Thumper Unit 205 001 de-branded Network SouthEast. IN STOCK.£210.00
31-239XDS DCC Digital Sound.£310.00

KMRC EXCLUSIVE RAILFREIGHT VAN - OO GAUGE



38-140X Bachmann 29 Tonne ex VDA Sliding Door Box Van No. ADC200666 in BR Railfreight livery with weathered finish and branded "RM&EE (WR) Stores Van Pool 8419 To Work Between BREL Swindon - TDM Bristol Days Road - Exeter Cripple Repair Yard - St Blazey Wagon Shop". IN STOCK...£32.95

Visit www.kernowmodelrailcentre.com to see our full range of models and accessories or call our team on 01209 714099!

UK POSTAGE & PACKING = £4 PER ORDER. OVER £150 = POST FREE
SHOP HOURS: MON-SAT: 09.30-17.00 SUN: 10.00-16.00

98A Trelowarren Street, Camborne, Cornwall, United Kingdom, TR14 8AN

Traintronics



These can be assembled to order



2 Aspect Red/Green
2 Aspect Yellow/Green
3 Aspect Red/Yellow/Green
3 Aspect Yellow/Green/Yellow
4 Aspect Red/Yellow/Green/Yellow
2 Aspect Red/Green with feather left
2 Aspect Red/Green with feather right
3 Aspect Red/Yellow/Green with feather left
3 Aspect Red/Yellow/Green with feather right
4 Aspect with feather left
4 Aspect with feather right
Modern style 4 track width gantry kit
Steam Era 4 track width gantry kit
2 Aspect Red/Green N Gauge
3 Aspect Red/Yellow/Green N Gauge
4 Aspect Red/Yellow/Green/Yellow N Gauge
4 Aspect Red/Yellow/Green/Yellow Head Only N Gauge
Modern style 4 track width N gauge gantry kit
Signal heads are extra*
DCC Motor driven slow action point motor
DCC Colour lights signal board up to 4 aspect with feather
DCC Block occupancy board

Analogue/DC	Digital/DCC
TT102 £14.50	TT122 £24.50
TT103 £14.50	TT123 £24.50
TT104 £16.50	TT124 £26.50
TT105 £16.50	TT125 £26.50
TT107 £18.50	TT127 £28.50
TT110 £24.99	TT130 £34.99
TT111 £24.99	TT131 £34.99
TT112 £26.99	TT132 £36.99
TT113 £26.99	TT133 £36.99
TT114 £28.99	TT134 £38.99
TT115 £28.99	TT135 £38.99
TT180 £32.50	
TT181 £20.00	
TT202 £14.50	TT222 £24.50
TT204 £16.50	TT224 £26.50
TT207 £18.50	TT227 £28.50
TT252 £16.99	TT262 £26.99
TT280 £27.50	
	TT300 £22.50
	TT301 £12.25
	TT302 £10.95



TT 300
slow motion
point motor,
DCC & DC
£22.50

- Built-in DCC decoder has the following features
- Fully compliant with NMRA Standards and Recommended Practices
- Automatically switches to non-DCC mode if supplied with DC
- Multiple addresses can be programmed - allows route setting with groups of TT300s. Up to 48
- Main address range from 1 to 2944
- Auxiliary "control" input - allows remote operation, bypassing DCC commands
- Point addresses, and operating modes, are fully programmable
- Programmable either from dcc programmer or "in situ" whilst connected on layout
- All NMRA-recommended programming modes supported.

TRAINTRONICS

329-331 HOLDENHURST ROAD, BOURNEMOUTH, BH8 8BT UK
CALL: 01202 309872 OR EMAIL: info@traintronics.co.uk

FMR FRIZINGHALL MODELS & RAILWAYS

Light it with FMR's Range of working 00-gauge Lights

Now LED
2 x Pendant Lamps
£3.99
(in build-ings, under canopies etc)

Victorian Lamp
£2.79
Choice of red, blue or green
70mm high

Now LED
Double Lamp
£2.99
Choice of red, blue or green
70mm high

Swan Neck Lamp (BR/GWR)
£2.69
45mm high

Swan Neck Lamp (BR/LS)
£2.69
50mm high

2 x Wall Mount Gas Lamps
£4.49

Modern Side Street or Platform Lamp
£2.69
75mm high

Colour Light Signals
Two Aspect Home
£6.99
Three Aspect Home/Distant
£7.99

Ground Signals
Two Aspect
£4.99
Three Aspect
£5.99

Wall Mount Lamp
£1.99

Swan Neck Lamp (BR/LMS)
£2.99
50mm high

Swan Neck Street Lamp
£2.99
(30mm High)

Swan Neck Curved Street or Platform Lamp (green, blue or red)
£2.39
(45mm High)

"N" Gauge
Modern Street or Platform Lamp
£2.79 (45mm High)

LK-55
New "00" Gauge
Freight Yard or Car Park Flood Light
£7.99 (15mm High)

NB-55

Peco Turntables & Drives
TTD00 "00" Motor Kit £22.99
LK55 "00" T/Table Kit £46.50
TTDN "N" Motor Kit £22.99
NB55 "N" T/Table Kit £15.50
Manual operation kits
Kit2 (up to 12" from baseboard edge to turntable centre)
Fits "00" or "N".....£24.95
Kit2a Extension (increases Range To 25").....£4.99

Drive your turntable with our Motorising kits.
Designed specifically for the Peco "00" or "N" gauge turntables. Kit Provides no means of setting track alignment but it's slow operation allows visual alignment. Well type to sink into the baseboard. Full instructions provided.

Postage : up to £25 order value is £2.99, over £25 value is £4.99
UNIT 3C, HILLAM ROAD, BRADFORD, W.YORKS, BD2 1ON
Tele: 01274 747447 Fax: 01274 739680 www.modelrailshop.co.uk
Payment by credit/debit card or cheque

"EASY-BUILD"

1st Class Coaches (2nd class too)



Available now!

Still only
£135 inc
bogies and
wheels



Please go to our website at:
www.easybuildcoaches.co.uk
for a full list of our coach kits and interiors.

All Coaches in stock at £135 inc. Glazing, Bogies and Wheels, plus P&P
FULLY BLAKENED STEEL WHEELS £3.00 per axle inc. FREE bearings

For all enquiries contact:

Shawn Kay "Trenarth" Victoria Rd., Camelford, Cornwall. PL32 9XE

07834 063966 until 9pm

E-mail shawn_easybuild@btinternet.com



C&L Finescale Modelling

The Track Specialist


All you need to start you off on the right track

C&L Flexi Track – the place to start

Prototypical Sleeper spacing & length for great looking track. Turnout Kits include all parts but with no soldering!

NEW Flexitrack with 'normal' depth sleepers (instead of the 'thin' ones on previous C&L flexi), but with correct spacing & sleeper length. Now matches directly to Peco for overall height.

Available: Bullhead or Flat Bottom



PECO Competitive prices

We try hard to match the big online traders for price and normally succeed! We also stock Ratio, Metcalfe & Wills.
[See our great prices online.](http://www.finescale.org.uk)

Carr's modelling products include Solder and Fluxes, Chemicals (metal blackening), Ballast, Baseboard Fittings & Coverings, Books and DVD's.

N Gauge – It's simple to build your own Flexitrack or Turnouts (**Finetrax Range**) Flexitrack available in metre lengths & Turnout Kits for A5/B6/B8/Diamonds

www.finescale.org.uk
Tel: 01179 505 470

Visit our **Shop** at:
Aran Lodge, Severn Rd. Hallen,
BRISTOL, BS10 7RZ (4 miles
M5 Junc 18 Avonmouth)
Mon - Thursday 9am - 4pm

Steam Loco's

R2784X green Mallard DCC fitted.....	£69.00
A4 Gadwell TTS sound.....	£95.00
Duke of Gloucester TTS sound.....	£130.00
R3110 BR 2-6-2 T class 61XX.....	£69.00
R3124 Patriot Sir Herbert Walker.....	£90.00
R3005 28xx weathered.....	£95.00
R3006 38xx weathered.....	£103.00
R3030 LMS 4F.....	£70.00
R3242 BR Early Crest 42xx.....	£98.00
R3126 BR Late Crest 52xx.....	£98.00
TTS sound A1 Tornado.....	£140.00

Hornby K1's £117.50

R3243A 62024/62027 Late Crest	
R3242 62015/62059 weathered Early Crest	

BR Crosti Boiled 9F

R3273 BR Early Crest Crosti boiled 9F.....	£109
R3274 BR Late Crest Crosti boiled 9F.....	£115

Dapol

D6316, 6328 Dapol Class 22 With Headcode.....	£105.00
D6326, D6316 Discs Without Headcode.....	£107.00
Dapol Coach Kits.....	£9.95
Dapol Ready Made Coaches.....	£12.95

Full Range Of Dapol Rolling Stock**Extra Special Offer Train Sets**

Tornado Pullman Express BR green Tornado + 3 Pullman coaches (unlit), track, controller etc. £97.50

Spring Sale

BR MK1 coaches were £24.00 **NOW £19.95***

R4619 BR1 maroon full brake
R4620 BR MK1 crimson cream S0
R4621 BR MK1 maroon TSO
R4642 BR MK1 choc/cream parcels coach
R4643 BR maroon TSO
R4644 BR choc/cream TSO

Pennine Models at Haworth

**HUGE RANGE OF HORNBY - Can't find Hornby?**

Call us first! Full range of Peco, OO Dapol, Humbrol, Scalextric, Heljan, Oxford Diecast, EFE Buses, Ratio, Wheels & Parkside, Plastic Building Sheets, Jarvis Scenery Packs, Tillig Track & Busch/Auhagen Building Bits. All at discount prices



SEE US AT
SHILDON
21ST & 22ND
NOVEMBER

VAST RANGE
OF PLASTIC KITS
many going back
10 years

33/35 Mill Hey, Haworth, Keighley BD22 8NQ

Tel: 01535 642367

penninemodels@googlemail.com

Wednesday to Sunday 11am-5pm

Lighted Pullman Coaches

R4429/78/79/80/81/84/85/86.....	£25.00
R4419/21/22/23/24/25/27/28/29.....	£35.00
R4660/1/2/4 new K series.....	£45.00

Coaches

R4531 B/C XL & ER Full Brake.....	£29.00
R4634A/B/C blue grey std with lights.....	£33.00
R4444a F0 Intercity blue/grey.....	£27.00
R4446A TSO Intercity blue/grey.....	£27.00
R4468 Gresley Buffet blue/grey.....	£39.95
R4406A crimson & cream brake 3rd.....	£21.00
R4408A crimson & cream brake comp.....	£21.00
R4407A crimson & cream composite.....	£21.00

MK4 East Coast Coaches

R4465/A 66A/B/C 67 & 68.....	£26.50
------------------------------	--------

MK3 Coaches

Blue grey ER with lights F0, TSO, TGS, buffet.....	£33.00
R4635/A/B Arriva Wales MK3 standard class.....	£26.50
1st GW sleeper R4597/a/b.....	£27.00
1st GW R4370/d/e/g/69c/71a/4654.....	£27.00

MK1 Coaches

R4613/4/5.....	£16.95
R4350/51/52/53/54/55.....	£11.95
R4611/12 (Mk 2 Coaches).....	£19.95
R4627/29/30.....	£12.95

Wagons

R6678A LMS Horse Box.....	£9.95
R6675/76/77 21ton Hopper.....	£13.95
R6466/67/68 OTA EWS red.....	£13.00 Ea
R6489/70/71 OTA Thamesboard blue.....	£12.00 Ea
R6541 Total.....	£6.95
R6642/A shunters wagon GW.....	£9.00
R6643/A shunters wagon BR.....	£9.00
R6647 ex blue spot barrier.....	£9.60
R6401A BR 9 plank grey.....	£5.50
R6606 MGR hoppers.....	£17.50

Hornby Year Wagons

2010.....	£5.50	2011.....	£6.00	2015.....	£9.50
2013.....	£8.25	2014.....	£10.50		

Everything in the shop to turn a Train Set into a Model Railway.



Sig-naTrak®

Model railway electronics by GFB Designs

Point and signal operation from DCC or DC!

Our products give you:-

- ★ Minimal wiring - just two wires for basic operation!
- ★ Straightforward installation - self-contained units!
- ★ Easy set up - no complex programming required!
 - setting up controls built-in!
 - no extra circuits or parts required!
- ★ Low power drain - no heavy transformers!



£16.80

The GEM (part no: DPD2001)

Complete point motor with built-in DCC decoder and capacitive discharge unit! Compact size: only 43x40x28mm!

The IMP (part no: DSI1001)

Drives a model control servo to operate semaphore signals, crossing barriers etc. DCC built-in! Size: 69x33x20mm

Full terms & conditions on web site or on request. Prices include VAT (20%). Postage & packing extra.

GFB Designs - WE put YOU in control!



£12.10

NOW WITH
SIGNAL BOUNCE!

Also available.....

RCS0009 - Servo - Recommended for use with the IMP £3.90

RAS1202 - Accessory Switch - Plugs into the GEM or IMP.

Switches up to 4A current for live frogs or accessories. £4.20



67 Boddens Hill Road, Stockport, SK4 2DG
Tel: 0161 883 2022; fax: 0161 883 2077
Email: gfbdesigns05@btinternet.com
Web: www.gfbdesigns.co.uk



EASY!
Automatic Lights

Easy-Fit Automatic Lights

No Switches - No Pickups - No Soldering
Turns on automatically when it moves!

3 Easy Steps to fitting a Tail Light...

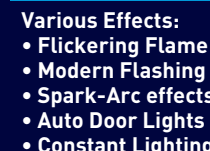
1. Remove the roof and drill two small holes



2. Fit module and plug in the LED and battery



3. Refit the roof and place on the track!



Various Effects:

- Flickering Flame
- Modern Flashing
- Spark-Arc effects
- Auto Door Lights
- Constant Lighting



Single effect £15 • Dual effect plus constant cab lighting £20

Each module is supplied complete with LED's and long life battery

Suitable for fitting into N gauge, OO gauge and larger!

Available direct from www.dcpexpress.com & model shops



Model Technology Made Easy



DCP Express
Bryon Court
Bow Street
Great Ellingham
NR17 1JB, UK

01953 457800 / www.Train-Tech.com

£4 UK P&P - this month quote BRM1215 for £2 off postage!



GraphicAir

Graphic, Design, Art and Modelling Supplies.

neo for iwata

NEO TRN2
Slide-Feed
Trigger Airbrush

TRN1 Gravity feed also available

NEO CN
Gravity Feed Airbrush

NEO-BCN Suction Feed also available

Gravity or Suction Feed
Great value airbrushes
Interchangeable colour cups
Small & Large Gravity cups
Trigger action pistol grip
0.35 or 0.5mm set-up

LIFECOLOR
ACRYLIC HOBBY COLORS

Great effects from LifeColor Scenic Details Colours. Use straight from the bottle to bring your scenery alive!

MS 09 SCENIC DETAILS COLOURS
DIRTY AND GRIMY
WAR ON THE ROAD

MIDDLE EAST ASPHALT

GraphicAir online
Unit 1 Levens Hall Park, Lund Lane, Killinghall, Harrogate, HG3 2BG T: +44 (0)1423 522836 F: +44 (0)1423 525856 E: info@graphicair.co.uk
W: www.graphicair.co.uk

www.grimytimes.co.uk

WEATHERING SPECIALIST GRIMY TIMES

SEE US AT WARLEY

Weathered locos for sale - SEE WEBSITE

ALL SCALES CATERED FOR RENUMBERING & RENAMING

EXCEPTIONAL QUALITY & PRICE

Contact Steve Tel: 01925 632209 Mobile: 07921830484
Email: grimytimes66@yahoo.co.uk (for weathering only)

Sankey Scenics

Over 650 different packs of Quality Signage & Train Packs

NEW ITEMS

COACH DESTINATION BOARDS

GENERAL ARKWRIGHT'S STOP

TOPLEY DALE

THE RAILWAY

MODEL RAILWAY SIGNS

THE MOST COMPREHENSIVE RANGE OF MODEL SIGNAGE

Tel: 07565892209

www.sankeyscenics.co.uk

Modellers Mecca

The West Midlands Largest Model Railway Specialist.
New, Used & Part Exchange.

Come and Browse Our Extensive Shop, with Knowledgeable and Welcoming Staff at:

**450 Albion Street
Wall Heath
Kingswinford
West Midlands
DY6 0JP**

Opening Times:
Mon: 09.30 - 14.00
Tue: 09.30 - 17.30
Wed: 09.30 - 17.30
Thur: 09.30 - 14.00
Fri: 09.30 - 17.30
Sat: 09.30 - 16.00

Large selection of Scenic Materials

Professional Weathering Services

Friendly & Knowledgeable Staff

Tel: 01384 278 206

www.modellers-mecca.co.uk

Spend Over £50 Online and Get FREE POSTAGE

FOLLOW US ON

EXPERIENCE THE ULTIMATE IN CONTROLLER TECHNOLOGY

£69 PLUS £4.80 P&P

£115 PLUS £6.90 P&P

£69 PLUS £4.80 P&P

£129 PLUS £6.90 P&P

Fully tested and guaranteed for 5 years

The Vortrak four track and Vector twin track for 00/HO/N/009 (1amp per track), the Vesta N twin track is dedicated N gauge, the Vanguard for O gauge is twin track (2.5amp per track). Each controller has state of the art design, offering very best performance capability. Slow and fast speeds are superb. Internal separate transformers for each track from 220/240 AC mains. The Vector and Vesta for N also have 2 x Hand Held controllers with 2.5mtr leads plus a 12V DC accessories output, the Vortrak and Vanguard each have 2 x 5mtr Hand Held's plus the Vortrak 2 x 12V DC accessories and the Vanguard 1 x 12V DC accessories. Each controller has a sloping front desk type dark grey enclosure. On board CDU for point motors.

For full details or to order online visit
www.morleycontrollers.com
(Secure order site)

or telephone Morley Controllers on 01704 533 116
(Overseas enquiries +44 1704 533 116)

Morley Controllers – Choose the best!

PO Box 501, Southport, PR9 9ZL
Email enquiries: jet@morleycontrollers.com

Also at PO Box 1230, Wangara BC, Perth, Western Australia 6947 Tel: (08)930 56358. http://aus.morleycontrollers.com

50 YEARS
BTVR
ESTABLISHED 1959

HEATHCOTE ELECTRONICS

detection control effects

The MAS-SEQUENCER controls 2, 3 or 4 aspect LED signals. After passing the signal the train is detected with the MAS-SEQUENCERS built in infra red detection. This causes the signal to change to red. The MAS-SEQUENCERS adjustable timer now starts changing the signal to yellow, (then double yellow for 4 aspect) and back to green.



The diagram shows the simplicity of the wiring. A terminal is also provided for Manual override to red for stations and junctions. Lines with more than one signal use IRDASC-4 units to control the other signals. A single wire from the MAS-SEQUENCER to the IRDASC-4 synchronises the aspects of the signals. Units are compatible with conventional and DCC control.

For working Dapol semaphore signals automatically we have the Semaphore-Sequencer. This detects trains approaching the signal, changes the signal to clear and starts an adjustable timer. At the end of the timing interval the signal returns to danger.

MAS SEQUENCER £16.50 SEMAPHORE SEQUENCER £16.90
p & p £3.80 per order

We stock **CR Signals** in N and OO gauge. These are suitable for the MAS-Sequencer.

Payment by cheque credit/debit card, paypal or postal order.

www.heathcote-electronics.co.uk

email: cah@heathcote-electronics.co.uk phone/fax: 01538 756800
Heathcote Electronics, 1 Haydock Close, Cheadle Staffs, ST10 1UE

Olivia's Trains of Sheffield

'OO' Gauge UK DCC Sound Specialists. **HORNBY** 25a Mansfield Rd, Intake, S12 2AE

Extensive UK sound library utilising the Loksound decoders.

DCC/ Sound Fitting Whilst You Wait.

Heljan Class 58 Available- 8 Versions.
32-381P- 37418 "East Lancs Railway" EWS Livery- Nov/ Dec 2015.

Bachmann Class 66 111 Available Now!

Heljan EM2 Class 77 / EM1 Class 76 - Available Now.

Heljan "Kestrel" Available Now.

Heljan "Falcon" 4 Versions.

32-381M 37402 DRS - Nov/ Dec 2015.
Dapol Class 73's Coming July 2015

For More details on the above & all our stock visit:

www.oliviastrains.com

Tel: 0114 3216 160 Tel: 0114 2647 449 Mob: 0755 7126 651

e-mail: oliviastrains@blueyonder.co.uk **ESU** **HELJAN**



Harburn Hamlet makes the scene!

The Borders Railway

The longest new domestic railway to be constructed in Britain for over 100 years was officially opened by Her Majesty The Queen on 9th September 2015, The Borders Railway. It runs for 30 miles from Edinburgh to Tweedbank, mostly over the original Waverley Route.



Harburn Hamlet have produced a special edition OO scale model of a drystone walled seating area with notice board. This edition includes two barrel planted trees, two shrubs and a figure seated on one of the benches (shrub colours and figures do vary).

Also to celebrate this historic event, PECO have produced two N gauge wagons.

PECO N gauge ref. NR-P900 "Borders Railway Re-opening" LIMITED PRODUCTION - £8.95

PECO N gauge ref. NR-P422 "Lothian Coal Co. Newbattle" Standard Production - £8.15



PECO wagons for 'N'

P&P £3.00 per order
Harburn Hobbies, 67 Elm Row, Edinburgh EH7 4AQ
0131 556 3233 www.harburns.co.uk



OptiVISOR

The precision binocular magnifier that leaves both hands free

OptiSIGHT™

The OptiSIGHT magnifying visor provides hands-free magnification for more accurate and efficient viewing. The visor tilts up for normal viewing, or down for magnification. OptiSIGHT™ brings work closer into focus, reducing eye strain and fatigue. Available in blue or green, constructed from plastic with optical grade acrylic prismatic lenses.



Supplied with 3 lens plates (1.75x, 2x & 2.5x).

NEW
£29.95

OptiVISOR

A professional quality headband magnifier which has been used by thousands of modellers for the past 30 years. The prismatic glass lenses are ground and polished to precision optical standards, bevel edged and mounted in an interchangeable plastic frame.



Supplied with 1 lens plate of your choice.

from
£49.95

Order the OptiVISOR with the VisorLIGHT for £76.90 and receive a FREE OptiLOUPE. **ALL ORDERS POST FREE**

OptiVISOR (with one lens plate)	£49.95
OptiLOUPE	£12.95
VisorLIGHT	£26.95
Spare Plate	£29.95
OptiSIGHT (with three lens plates)	£29.95

Viking Optical Centres

With shops in Glasgow, Edinburgh & Halesworth

Mail Order: **01986 875315** www.vikingopticalcentres.co.uk
Blyth Road, Halesworth, Suffolk, IP19 8EN Tel: 01986 875315





sawyermodels Earlestown

SAWYER MODELS



@SawyerModels



27 BRIDGE STREET, EARLESTOWN,
NEWTON-LE-WILLOWS, MERSEYSIDE, WA12 9BE

Earlestown has deep roots within the history of today's modern railway. Home to the Vulcan foundry where such engines as Deltics and LMS engines were built, the Viaduct Wagon Works where freight wagons were built and more recently, Earlestown has become home to Sawyer Models.

Opened in May 2014, Andrew Sawyer welcomes Loco enthusiasts from across the nation. With a full DCC installed working layout, Sawyer Models provides a great selection for advanced collectors and for those who are just getting started.

Situated on Bridge Street, Sawyer Models are OPEN Monday to Wednesday and Friday to Saturday 10am to 5pm CLOSED Thursdays and Sundays with FREE parking throughout Earlestown and only a 2 minute walk from Earlestown train station.



01925 227835 • sawyermodels@hotmail.com
www.sawyermodels.co.uk

Model the LYR

Visit our web site and learn more about this fascinating railway known as the "Business Line"

www.lyrs.org.uk

Members receive 7 publications each year

4 magazines
in full colour with
topical information and
modelling articles

3 LYR Focus
Historical information
Researched by well
known authors

Plus access to
Photo collections
Drawing collections
Information service
Model kit & book offers



You can join online

Only £31

International members £38

The Lancashire & Yorkshire Railway Society



Ken Carter, Membership Officer
11 Waveney Close, Arnold, Nottingham NG5 6QH
membership@lyrs.org.uk



SouthWest
digital

Distributor
for the UK



Trade welcome

As real as it gets!



Photos: Chris Perkins

New YouTube channel, see website for details
ALL products come with a 2 year warranty and FREE return postage

**Close your eyes and
you're there!**

UDRIVE

responsive sound algorithm

The highest quality sounds in all
gauges. A wide range of responsive
steam and diesel sounds developed
for the all new **UDRIVE**



Crystal clear digital sound

Test drive the latest loco sounds with
stunning clarity at SWD – call now for
more info

T: 01934 515382 info@swd4esu.co.uk
www.southwestdigital.co.uk

PETER'S SPARES



MODEL RAILWAYS LIMITED
MAIL ORDER & REPAIR SPECIALISTS



- ♦ New & Used Hornby Spare Parts
- ♦ Our own spare parts made in China
- ♦ Locomotives and Rolling Stock
- ♦ Plastic Kits ♦ Paints ♦ Tools & Glues
- ♦ Digital Decoders & Controllers
- ♦ Locomotive Detailing Parts
- ♦ Mega Steam Smoke Fluid
- ♦ Tracks & Train Sets
- ♦ We have it all at Peters Spares



NEW & USED MODEL RAILWAYS

Specialists in Model Trains since 1994 -
servicing, repairs & DCC decoder fitting
2J Brighthouse Business Village, Riverside Park,
Middlesbrough, Cleveland, TS2 1RT

Tel: 01642 909794 • Open Mon-Sat 10am-5pm

Web: www.petersspares.com

Email: sales@petersspares.com

**Possibly Hampshire's Largest Stockist
of Model Railways, Diecast, Books,
Magazines, Scalextric and much more...
Second Hand Department NOW OPEN.
Hornby Locos - Last Chance !**

R133	B17 Everton Late BR Green	£62.00
R2198	GWR 2721 Pannier 2721	£38.99
R2198A	GWR 2721 Pannier 2759	£35.50
R2429	Class 50 NSE Supurb	£95.00
R2457	BR Britannia Anzac weathered	£105.00
R2461	BR 4-6-0 County of Devon	£93.50
R2472B	Class 37-261 Caithness	
	Lge Logo Blue (weathered)	£58.99
R2476A	Class 56-090 Railfreight	£55.99
R2479A	Class 47-200 Cotswold Rail	
	Fosse Way	£58.99
R2533	BR J94 68035 weathered	£57.00
R2540	BR J83 68480 Late / weathered	£45.70
R2548	BR Grange 6816 early crest	
	Frankton Grange	£113.95
R2570	Class 35 Hymek	
	BR Green weathered	£68.30

All prices exclude postage from £6.00 per loco,
2-3 loco's £9.00 or 4 or more at cost.



Monday: Closed
Tuesday to Saturday: 9:00am to 5:00pm
Sunday : see website / call
Tel: 01420 542244
altonmodelcentre.co.uk
7a Normandy Street, Alton
Hants, GU34 1DD



2 Springside Cottages Dornafield Road Ipplepen
Newton Abbot S. Devon TQ12 5SJ
Telephone: 01803- 813749 (this has answering facilities)
Mobile: 07720939094
Email: springsidemodels@btinternet.com

4mm / OO Gauge Painted and Jewelled Head and Tail Lamps
Pack of 5 is £4-25 or Pack of 10 is £7-95p Except DA6 & DA7
DA1 GWR White Body. DA2 GWR Red Body. DA3 SR White Body. DA4 LMS White Body. DA4A LMS Black Body.
DA4B Midland Maroon Body. DA5 LNER White Body. DA19 BR White Body. DA99 Modern Image White Body.
DA6 Guards Van Black body. Pack of 5 £4-55p Pack of 10 £8-25p
DA7 Railway hand signal lamps Pack of 6 £4-75p
DA 20 are Tail Lamps only (all Red Jewels). **State Region** £4-25p Tail Lamps only available in Packs of 5
2mm / N Gauge Painted and Jewelled Head and Tail Lamps
Packs of 5 only at £4-25p
No1 GWR White body. No2 GWR Red body. No3 BR White. No4 LMS Black body. No5 LMS White body
Tail Lamps also available **state region** £4-25p for a pack of 5
7mm / O Gauge Painted and Jewelled Head and Tail Lamps
Packs of 5 only at £8-25p **Except No17**
No15 GWR White Body. No16 GWR Red Body. No8 SR White Body. No21 LMS White Body
No22 LMS Black Body. No23 Midland Maroon Body. No 90 LNER White Body
No17 Guards Van Black body. £8-95p No25 BR White Body. No88 Modern Image White Body.
Tail Lamps are available in packs of 5 at £8-25p please **state region**




DK1 4mm Signal box detail kit
28 Levers for large boxes £15-95p



DK6 4mm Small Signal Box detail kit
14 Levers £9-75p



DA71 Rail Built Buffer Stop with wooden
Sleepers OO 4mm fine scale £7-25p



DS6 Arc Welding 4mm/00 Kit £8-25p



DS1 Poultry House 4mm/00 Kit £10-25p



DS10 Pump Trolley 4mm/00 £14-95p

Useful Locomotive Detailing Accessories include

DA16 Fire Irons Set for Tender Locos £4-25p

DA17 Locomotive Tools 1 Set £4-25p

DA61 Fire Irons Set for Tank Engines £4-25p

DA58 Fire Buckets & Stands 2 Sets £8-25p



RV56 Wallace and Stevens Advance Roller Kit
+ Living Van and Water Cart £28-95p



DS11 Road Repair Scene
Unpainted Kit £14-95p



RV74 Availing and Porter 10 ton Steam roller
Kit + Living Van and Water Cart £28-95p



DA75 Workmen Set of 4 Hand painted
Figures OO/4mm Scale £10-25p per set



RV42 Foden Tipper Lorry Kit
4mm Scale White metal Kit £19-25p



RV43 Foden Long Wheel base Open Lorry
4mm Scale White metal Kit £19-25p

Springside catalogue 2mm and 4mm White Metal Kits £3-95p each Post Paid
Springside catalogue 7mm/00 gauge Kits £3-95p each Post Paid
Dornafield catalogue Plastic Kits 2mm and 4mm Buildings and 2mm Lorry Kits £3-95p each Post Paid
Please send orders and payment by post or email or phone us. We Accept payment by cash, cheque, Debit and credit cards
Post and Packing is £2-25 on orders under £50 and free on orders over £50 UK only
Please note we do not receive visitors at the Dornafield road address and only by prior arrangement at our units
See more of our Range on www.springsidemodels.com

SALE SALE SALE SALE SALE SALE SALE SALE

HORNBY:	DAPOL N:	BACHMANN:
R2843 907 Maunsell Grn....£91.00	ND-114C 153333 Central.....£80.00	31-932DC 40957 BR Early.....£111.50
R2844 30934 BR Early.....£91.00	ND-135C 6910 BR.....£79.00	31-933 41157 BR Early.....£102.50
R3098 60163 BR Green.....£94.00	ND-205C 27008 BR Blue.....£84.25	31-995 10000 BR Green.....£89.00
	ND-205D 27032 BR Blue.....£82.25	32-285 CL101 BR Grm SYP.....£120.00
2301 D5903 grn full yell....£90.00	ND-209B 55000 Regional.....£78.00	32-285 CL101 Grm Whisk.....£120.00
2302 D5908 Grn Full Yell....£90.00	FARISH:	32-288 CL101 BR Blue.....£120.00
2322 D5905 Grm No Frost....£101.00	371-381 66405 Malcolm Log...£60.00	31-325DC Class 105 BR Blue.....£95.80
2323 D5909 Green (W).....£109.00	371-393 66301 Fastline.....£66.00	32-913 CL108 Grn Whisk.....£84.00
2724 D5353 BR Green.....£78.00	372-726 73158 BR Late.....£94.00	All subject to availability
1716 D8585 Grm SYP.....£87.00	372-801 60156 BR Late.....£96.00	UK P & P from £4.10 per order

We also stock OO & N gauge from Bachmann, Base Toys, Britbus, Classix, Dapol, Dornafield, EFE, Farish, Gaugemaster, Heljan, Hornby, Humbrol, Kestrel, Metcalfe, Modelscene, Oxford Diecast, P. Dundas (N), Peco, Plastruct, Ratio, Superquick, Wills, Woodland Scenic & Deluxe Materials.

ONLINE SHOP www.churchstreetmodels.co.uk

Mon-Sat 9.30-17.30 • Sun 11.00-15.00 (Dec 6-20 Only) • Closed Tues (not Dec) & Bank Hols

Church Street Models, 10A, Church Street, Basingstoke, Hants, RG21 7QE

01256 358060 • Mail Order Welcome

www.expressmodels.co.uk

LIGHTING SPECIALISTS

You may know us as manufacturers of head and tail lights and coach lighting but did you know we also stock Kadee Couplers, Seuthe Smoke Generators and Gaugemaster Decoders. Also our own products, No Solder DCC Power Bus Kits, 4mm Scale Telegraph Poles and our own range of LEDs including White, Red, Yellow and Bi-colour in various sizes and formats.

Visit our website which has secure online shopping.
Please send £3.00 for our 50 page catalogue which lists our full range.

**EXPRESS MODELS, 65 CONWAY DRIVE, SHEPshed,
LOUGHBOROUGH, LEICS. LE12 9PP**

Tel: 01509 829008 Fax: 01509 560878

Email: sales@expressmodels.co.uk

YouChoos
DCC Sound

LET'S MAKE SOME NOISE!

**Choose from 100+ British sound projects
developed by YouChoos for ZIMO**



Free loading when you purchase any ZIMO sound decoder

*The full Zimo range, sound and non-sound,
speakers, controllers, programmers*



*YouChoos lighting products, Stay-alives (including
SuperCaps), wide range of cube speakers,
mini-connectors and much more*

Enabling you to make your models special!

**Visit us at Warley
NEC Birmingham
28th & 29th November
Stand A16**

0844 7725052

www.YouChoos.co.uk john@youchoos.co.uk



Stoneybridge Structures

Manufacturers of in house designed and Precision laser cut acrylic plastic kits for railway modellers

Contact us if you require something different for your layout

Secure online shopping via 

Contact us

Website
www.stoneybridge.co.uk

Email
gavin@stoneybridge.co.uk

Telephone
07970 883663

MERRY-CHRISTMAS



We would like to wish all our customers a very Merry Christmas and a Happy New Year

for New Year modelling ideas visit cdcdesign.webplus.net

STREET LEVEL MODELS

We support www.tuovary.org

122

WEST S Faversham, Kent, ME13 7JB

THE HOBBY SHOP Est. 1988
Tel. 01795 531666
www.hobb-e-mail.com



see our website or visit us to view current stocks

SMS Text no. 07889 818727

GAS CUPBOARD MODELS

MODEL RAILWAYS

BACHMANN Retailer of the year

Gas Cupboard Models
6 St Georges Works, Silver Street,
TROWBRIDGE. BA14 8AA

01225 777888

www.gascupboard.co.uk

TOWNSTREET



Send £3.80 post free for our 60 page 00 catalogue detailing all our other kits.

TOWNSTREET,
6 KIRKILL, BLENARN, PENRITH,
CUMBRIA, CA10 1TZ
www.townstreetuk.co.uk
MON TO FRI 2-8PM 01768 88456

NEW - 6 Road Engine Shed £99.50
Stand Alone Engine Shed Office **£39.00**
As Above But Without 1 Wall For Side Office **£25.00**

From the Stonecast range that brings realism to your layout

MAIL ORDER ONLY

The Toy Box

Toys, games, puzzles, model kits, and Hornby accessories

TWO FLOORS PACKED WITH TOYS

32 New Market, Beccles, Suffolk NR34 9HE
Also at Halesworth Toy Shop,
The Thoroughfare, Halesworth, IP19 8AH
01502 712785 • halesworthtoys@aol.com
www.halesworthtoys.com

Trains4U.com
01733 895989 Trains4U@btconnect.com

Peterborough's Model Railway and Slot Car Specialists

HORNBY **HELJAN** **GRAHAM FARISH** **DAPOL** **PECO**



Revell **AIRFIX** **TAMIYA** **ESU** **WILLS KITS** **TCS** **RATTO**

27 St. David's Square, Fengate,
Peterborough PE1 5QA
Open Tues-Sat 9am-5pm, Sunday-Closed

York's Magnetic Mates

Architectural Detailing
0, 00 and N scale

Precision laser cut architectural detailing. Tiles, windows, doors, headers, valances, brackets, steps, etc. Plus kits and tools.

Footbridge in N, 00 and 0

www.yorkmodelmaking.co.uk

Alternatively send a large SAE for 0, 00 or N scale price lists to 01904 400358
York Modelmaking, Unit 13, Bull Centre, Stockton-on-Forest, York, YO32 9LE

www.GoldenValleyHobbies.com

Merry Christmas Scenics

VOL42412	N Silent Night Memorial Chapel	£22.20
VOL42413	HO Christmas village	£51.80
BUS48918	Smart Coupe with Snowman and ski rack	£7.90
BUS1225	Winter Scene Pack	£15.80
BUS6465	OO 10 Snowed Trees And Snowman	£11.90
BUS6466	OO 20 Assorted Snowed Pine	£15.00
BUS6566	N/TT 20 Assorted Snowed Fir	£8.70
BUS7170	Sparkle Snow Powder	£5.70
BUS7171	500g Snow Powder	£5.20
BUS5409	HO Snow covered Xmas Tree & LED Lights	£16.60
BUS5410	N/TT Christmas Tree	£16.60
BUS5411	Christmas Tree (Illuminated)	£17.10
BUS5413	Christmas Tree	£14.90
BUS5414	Illuminated Christmas White Star Decoration LEDs	£17.10
BUS5415	Illuminated Christmas Gold Star Decorations LEDs	£17.10
BUS5416	Illuminated Christmas Red Star Decorations LEDs	£17.10



GVH, Unit 1, Pontrilas Business Park, Pontrilas, Hereford, HR2 0AZ
See the full Christmas range on our website and at your local stockist
See our website for existing stockists and our full range. Trade Enquiries welcome. 01981 241 237

DERBYSHIRE OO WAGONS



SPECIAL EDITIONS BY DAPOL

Bowne & Shaw, Wirksworth (4 plank)
S. Taylor Frith, Peak Forest (5 plank)
also: Buggleskelly Gas.

Cheques payable to:
Bagnall Locomotive Group
13 Trenchard Drive
Buxton SK17 9JY

£13 each
P&P £3.50
for up to
3 wagons

LORD AND BUTLER

Exclusive
Bachmann
Limited Edition
66050 EWS Energy
£129.95



Photo - © Daniel Stanbridge

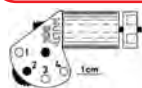
The Pumping Station Penarth Rd Cardiff CF11 8TT
029 2066 7225 info@lordandbutler.com

Daily 10.00 - 5.30
Sunday 2.00 - 5.30

NEW LARGER SHOP OPEN NOW
CAFETERIA ON SITE AND FREE PARKING

MasterCard www.lordandbutler.com VISA

BRANCHLINES



MOTORS AND GEARBOXES

Please email or write for our extensive catalogue covering all the Mashima range, our extensive range of one and two-stage gearboxes, flywheels, bearings, drive shafts etc to suit all popular modelling scales.

BLACK BEETLE MOTOR BOGIES
Powered 'Black Beetle' £48.50
Unpowered 'Dummy Beetle' £17.50
Black Beetle N/Silver wheels £3.30/axle

P.O. Box 4293, Westbury, BA13 9AA

Tel/Fax: 01373 822231

Email: sales@branchlines.com

Blog: branchlines.blogspot.com

Cat's SSAE +£1 (in stamps) extra or £2.50 C.Card
Please state interests.

P&P: UK £2.25 (value under £30) £3.50 (value £30-£60)
£4.50 (over £60) per order.

Non-EU and BPO less VAT. Exports £4.00 Minimum
Mon-Thurs: 9.30am-1pm, 2pm-6pm

Another Delightful Model At

C&M Models



N GAUGE SCOTRAIL 'SALTIRE' 156
£109.95, DUE NOVEMBER
ADVANCE ORDERS BEING TAKEN
EXCLUSIVE TO C&M MODELS

1 Crosby Street, Carlisle CA1 1DQ
Tel: 01228 514689

e-mail: sales@candmmodels.co.uk

Website: www.candmmodels.co.uk

Tuesday to Saturday: 10a.m. to 5p.m.

Sorry, but Fay is no longer available

OO GAUGE GUNPOWDER VAN

W H Wakefield of Milnthorpe

Limited Edition of 146 wagons



Crafty Hobbies
01229 820759

www.crafty-hobbies.co.uk

54 Cavendish Street, Barrow-in-Furness,
Cumbria LA14 1PZ

N GAUGE STEAM LOCOS Painted and ready-to-run

Our ready-to-run model locomotives (not kits) feature smooth 12 volt can motors and powerful Delrin geared tender drives with double worms for super haulage power. These locos will pull your 14 coach trains up any gradients you have on your layout. Even 0-8-0 and 4-6-0 locos go round 9" radius curves with no problem and they don't stick on Insulfrog turnouts. Standard N gauge couplings.

Locos in stock now:

J11 0-6-0 tender loco BR blk.....	£69.00
J11 0-6-0 tender loco LNER blk ...	£69.00
J25 0-6-0 tender loco LNER blk ...	£69.00
J26 0-6-0 tender loco BR blk.....	£69.00
J26 0-6-0 tender loco LNER blk ...	£69.00
J27 0-6-0 tender loco LNER blk ...	£69.00
J38 0-6-0 tender loco BR blk.....	£69.00
J38 0-6-0 tender loco LNER blk ...	£69.00
J39 0-6-0 tender loco BR blk.....	£69.00
J39 0-6-0 tender loco LNER blk ...	£69.00
D20 4-4-0 tender loco BR black....	£77.00
D20 4-4-0 tender loco LNER grn ...	£79.00
B12 4-6-0 tender loco LNER grn....	£79.00
B12 4-6-0 tender loco BR blk.....	£79.00
2F 0-6-0 tender loco LMS blk.....	£69.00
2F 0-6-0 tender loco BR blk	£69.00
3F 0-6-0 tender loco BR blk	£69.00
3F 0-6-0 tender loco LMS blk.....	£69.00
3F 0-6-0 tender loco LMS red	£77.00
3F 0-6-0 tender loco S&D ble	£77.00
2P 4-4-0 tender loco LMS blk.....	£75.00
2P 4-4-0 tender loco S&D ble	£79.00
Cauliflower 0-6-0 loco BR blk	£69.00
Cauliflower 0-6-0 loco LMS blk.....	£69.00
G2 0-8-0 tender loco BR blk.....	£75.00
G2 0-8-0 tender loco LMS blk.....	£75.00
7F 0-8-0 tender loco LMS blk.....	£75.00
Class 700 0-6-0 SR blk	£69.00
Class 700 0-6-0 BR blk	£69.00
T9 4-4-0 BR black.....	£77.00
LNWR 4-6-0 LNWR black	£82.00
LNWR 4-6-0 LMS black.....	£82.00
LNWR 4-6-0 BR black	£82.00
D16/3 Claud 4-4-0 BR black.....	£79.00
D16/3 Claud 4-4-0 LNER grn	£79.00
Dean Goods 0-6-0 in GWR grn.....	£72.00
Dean Goods 0-6-0 in BR blk	£72.00

Add £3 post for one, £4 two or more.

UNION MILLS MODELS LTD. (BRM),
5, Union Mills Trading Estate,
Isle of Man, IM4 4AB
Tel: 01624 852896

Debit, Visa & M/card taken

MAD ABOUT TRAINS OF GAINSBOROUGH (K&M MODELS)

For all your Model Railway needs from design to finished layout, scratch built buildings, trees dioramas etc. We carry a vast selection of scenic materials. We carry a comprehensive range of all aspects of Railway Modeling from track pins to finished layouts. DCC Specialist, repairs, weathering etc undertaken in our own workshop. Hornby, Bachmann, Peco Gaugemaster, Dapol and Knightwing stockists. Large range of scenic materials. We are always looking for second hand collections. Just give us a call or come and visit our shop.



Tel: 01427 811040
Mobile 07858612716

106 Trinity Street, Gainsborough DN21 1HS

e-mail: sales@madabouttrains.co.uk

www.madabouttrains.co.uk



PLACEMAT
£6.99 + P&P

THE MID HANTS RAILWAY BOOK
£14.95 + P&P



mail order available
upon request
(postage rates
upon application)

Alresford Station Shop Open DAILY all year
01962 733810
www.watercressline.co.uk

All profits from the shop go to supporting the railway



www.KEEN-SYSTEMS.com 16 ELM DRIVE, MARKET DRAYTON, SHROPSHIRE, TF9 3HE.
Phone 01630 657881 **shop@keen-systems.com**
UK Postage £2.00 any quantity

Close Coupling System 1 pair £3.50. 4 pairs £12.50

Buckeye Coupler 5 Pairs £2.10

DCC Uncoupler £22.50

For use in none motorised tenders. Controlled by an accessory lead on the DCC decoder.

ZTC Controllers from £210.
ECOS the best UK price!
Taunton Controls Ltd. **HELPLINE 01823327155** 9am to 9pm closed Wednesdays

DC and DCC
ZTC.....E S U...GAUGEMASTER

CORK SHEET FOR TRACKLAYING

36" x 24" x 1/16" thick.....	each £5.47	5 or more each £4.41
36" x 24" x 1/8" thick.....	each £7.23	5 or more each £6.33
36" x 24" x 3/16" thick.....	each £11.28	5 or more each £10.04

CORK ROLLS FOR TRACKLAYING

1 1/4" wide x 1/16" thick x 98" long.....	each £13.10
7/8" wide x 1/16" thick x 98" long.....	each £10.32
7/8" wide x 1/8" thick x 98" long.....	each £11.43
2 9/16" wide x 1/16" thick x 98" long.....	each £21.49
1 1/4" wide x 1/8" thick x 98" long.....	each £22.61
1 1/2" wide x 1/16" thick x 98" long.....	each £16.18
1 1/2" wide x 1/8" thick x 98" long.....	each £25.92

CHAMFERED CORK FOR TRACKLAYING

1" wide x 1/8 thick x 19 1/2" long.....	per 10 £8.59
1 3/4" wide x 3/16" thick x 19 1/2" long.....	per 10 £11.54

NATURAL GRANULATED CORK FOR BALLAST AND SCENIC DISPLAY

Natural 0.5/1.0mm, 80g bag.....	each £5.07
Natural 2.0/3.0mm, 80g bag.....	each £5.07
Natural 4.0/5.0mm, 80g bag.....	each £5.07

COLOURED CORK GRANULES FOR BALLAST AND SCENIC DISPLAY

Grey 0.5/1.0mm 80g bag.....	Down to each £5.07
Grey 2.0/3.0mm 80g bag.....	Down to each £5.07
Light Green 0.5/1.0mm 80g bag.....	Down to each £5.07
Mid Green 0.5/1.0mm 80g bag.....	Down to each £5.07

CORK BARK FOR SCENIC DISPLAY

Per large bag.....	each £7.60
--------------------	------------

All items including postage • Trade enquiries welcome

QUALITY CORK SUPPLIES

Unit F3, Anchorbrook Industrial Estate, Lockside, Aldridge WS9 8BZ
Tel: 01922 455736 Fax: 01922 745244
or buy online at www.charlescantrill.com

CAPTURE THE MAGIC OF IRISH RAILWAYS

With **ALPHAGRAPHIX**
Etched brass locomotive
& carriage kits in 7mm scale
Plus full supporting range of Card construction
kits for Railway & Street buildings

Send 6x 2nd Class Stamps for CATALOGUE
23 Darris Road, Selly Park, Birmingham B29 7QY

Aspire Gifts & Models

OPENING TIMES: Mon 2pm-5pm Tues, Wed, Thurs 10am-5pm

Suppliers of all Major Railway Brands, We Chip, Service and Repair Engines.
Layouts built from Track to finished item.

THOUSAND'S OF ITEMS AVAILABLE ON OUR WEBSITE CREDIT CARDS WELCOME

Unit 4, Court Farm Business Park, Buckland Newton, Dorset. DT2 7BT Telephone: 01300 345355
email: edward.aspire@btinternet.com Website: www.aspiregiftsandmodels.co.uk

NEW!

Timber Yard / Building Site Accessories

OO / 4MM

Includes Roof Trusses, Sawhorses, Planks, Timber Stack

Very easy to assemble. Can be used as lorry loads too!

LX049-OO Laser Cut Plywood Kit - Only £7.50!

scalemodelscenery.co.uk

Tel: 01530 456952

RON LINES

MODEL RAILWAYS BOUGHT AND SOLD

We probably have the largest selection of pre-owned model railways on the south coast.

We stock new PECO, Hornby, Bachmann, Javis, Expo, Woodland Scenics, Metcalfe, Graham Farish, TCS decoders, Kadee Couplers and more!

On our website we have a selection of our pre-owned locomotives with much more on display in the shop!

Telephone: 023 80 772 681
www.ronlines.com • r.lines@hotmail.co.uk
342 Shirley Road, Southampton, SO15 3HJ

SOUTH EASTERN FINECAST

S.E.C.R. / S.R. / B.R. Wainwright 'H' Class

NEW SECR LOCOMOTIVE TRANSFERS and LINING 4mm SCALE

Range of VAC-formed Building Sheets - 4mm, 7mm & 10mm Scales.
English, Flemish and Plain Bond Brickwork available, sheet size 14" x 9"

1/24, 1/43 CAR KITS, 1/32 STEAM TRACTION ENGINE KITS, 4mm LOCOMOTIVE KITS

Full catalogue £3.50 UK, £5.00 Overseas
S.A.E price list only

GLENN HOUSE, HARTFIELD ROAD, FOREST ROW, EAST SUSSEX RH18 5DZ
Tel: 01342 824711 Fax: 01342 822270
Website: www.sefinecast.co.uk

Visit → Scalescenes.com

Download → Print → Build

The home of quality downloadable card model railway kits since 2005

NEW Industrial Series
ONLY £2.99 each

Arrange structures to suit your layout

Card kits that pass closer inspection

Industrial A Warehouse
Industrial B Boilerhouse
Industrial C Workshop
Industrial D Water Tower

View our large range of N and OO kits and texture sheets

Buy once unlimited prints

scale scenes.com

GEE DEE MODELS - NOTTINGHAM HORNBY LOCO OFFERS

R3222	Great Western 42xx 2-8-0 4261	£110.95	R3206	A1 Tornado B.R. Blue	£110.95
R3229	B.R.(W) Star Class 'British Monarch' £127.95		R3098	A1 Tornado B.R. Green	£112.95
R3205	B.R.(W) Rood Ashton Hall L/C.....	£113.95	R3202	B.R. A3 Flying Scotsman Withd Green	£143.95
R3106	GWR 28xx 2-8-0 2807	£139.95	R3131	LNER A4 'Great Snipe' Garter Blue ..	£135.95
R3005	B.R.(W) 28xx 2845 weathered.....	£130.95	R3114	B.R. B1 4-6-0 61270 L/Crest	£120.95
R2916	GWR 28xx 2-8-0 2812 Shirtbutton....	£111.95	R3242	B.R. K1 Black E/Crest 62015	£120.95
R3225	GWR 72xx 2-8-2T 7233	£118.95	R3240A	B.R. K1 Black L/Crest 62027	£120.95
R3224	B.R. 42xx 2-8-0T L/Crest 5239	£107.95	R3305	B.R. K1 Black E/Crest 62059 withd....	£120.95
R3328	S15 4-6-0 B.R. E/C 30843	£124.95	R3235	D16 4-4-0 British Railways	£99.95
R3194	B.R. Schools 'Epsom' Black E/Crest....	£125.96	R3233	D16 4-4-0 L.N.E.R. Black 8825	£99.95
R3208	B.R. Schools 'Brighton' Black E/Crest....	£129.95	R3234	D16 4-4-0 B.R. 62530	£99.95
R2829X	Southern T9 314 Black DCC Fitted..	£105.95	R3305	D16 B.R. Weathered 62581	£99.95

Many other loco's in stock both current & discontinued. Give us a ring for your wanted items
All above prices include VAT. Post £6.00 UK mainland only. Offshore and Overseas at cost.

GEE DEE MODELS - NOTTINGHAM HORNBY COLLECTOR CENTRE
21 HEATHCOAT STREET, NOTTINGHAM. NG1 3AF

www.geedee-modelshop.com Tel. 0115 9412211



Platform Models


Model Railway items both new and second-hand
Also baseboards supplied by Model Railway Solutions

All prices 10% below RRP

Free parking
Opening Hours: Mon-Sat 10-5

10-12 Alder Hills, Poole, Dorset BH12 4AL
Tel: 01202 798068
or shop online at:

www.platformmodelsltd.co.uk



My kind of Model shop" James May www.buffersmodelrailways.com

Second Hand Bought & Sold
Over 8000 Lines in Stock.....

Peco
Hornby
Bachmann
Gaugemaster
Tamiya
and many more...

Have you seen our Bogies?

Come and meet & join in the fun
every Wednesday from 2pm

Colston Cross near Axminster
Devon EX13 7NF
(On A358 between Chard & Axminster)
media@buffersmodelrailways.com
Most Major Cards Accepted

Find us on **Facebook** [buffersmodelrailways](https://www.facebook.com/buffersmodelrailways)

OPENING TIMES: TUES-FRI 10AM-4PM, SAT 10AM-1PM
PLEASE CALL IN, HAVE A LOOK, SOME FUN AND A CUPPA

www.Perseverancekits.co.uk

Perseverance Etched Brass 4mm scale Locomotive chassis kits

- * Produced from original Rod Neep Designs and etching art work.
- * Suitable to convert most mass produced 00 model locomotives to Fine scale running.
- * Kits can be supplied with parts to make rigid or compensated chassis in either 00, EM or P4 track gauge as requested.
- * Kits are supplied with detailed instructions and drawings, and a dedicated help service is available by email for chassis kit construction queries to customers of Perseverance Kits.

We also stock a vast range of scale parts from **Westward** Detailing Range which can also be seen at www.perseverancekits.co.uk

A current parts stock list and price list is available to download.

A printed A4 size price list **is available by post on receipt of £1.00 in stamps**

Leave a message- 01947895676, Txt- 07989469850, Email- chrisparish@hotmail.co.uk
Puffers Model Products, 'Eskdale', Grosmont, Whitby, North Yorkshire, YO22 5PT



MonkBar Model Shop

Model Railways - Diecast Planes & Vehicles
Plastic Kits & Figures - Scalextric - Jigsaws

Open
Monday - Saturday
9am - 5.30pm
Only 2 minutes away from York Minster

2 Goodramgate
York - YO17LQ
01904 659423
info@monkbarmodelshop.co.uk

Stockists of Hornby, Bachmann, Peco, Dapol, Gaugemaster, Ratio, Wills, Woodland Scenics, Metcalfe, Oxford Diecasts, Base Toys and many more

monkbarmodelshop.co.uk

10% off
Spend £10 or more use code **Advert10**

Your master piece in the making!

- * Railway buildings & stations
- * Houses & industrial buildings
- * Village & town accessories
- * Brass etch fence & railings
- * Brass safety ladders & walkways

Amazing items at amazing prices

See our website for the full range or call us today.

Peedie Models Resin and brass etch kits
www.peediemodels.com
Tel: 01856 252510

MODEL MANIA of BRISTOL

13 CLOUDS HILL ROAD, ST. GEORGE, BRISTOL BS5 7LD
Junction of A420/A431 (St. George Fountain) Buses 42 or 43 from City Centre



- BACHMANN • DAPOL • GAUGEMASTER
- GRAHAM FARISH • HORNBY • KESTREL
- METCALFE • PECO • RATIO
- SUPERQUICK • WILLS • WOODLAND SCENICS • RAILMATCH PAINTS
- MODELMASTERS TRANSFERS
- CAMBRIAN WAGON KITS EFE CORGI CLASSIX AND OXFORD DIECAST 1:76TH

MAIL ORDER SERVICE - SORRY NO LISTS
Open: Tuesday to Friday 9.30 to 17.00
Saturday 9.00 to 17.00
Tel: 0117 9559819 - Email: modelmaniaemail@aol.com
Ebay Shop: modelmaniabristol

VISA
MasterCard
American Express

MORRIS MODELS NORTH LANCING

80 Manor Road, N Lancing, West Sussex, BN15 0HD
Tel 01903 754850
www.morris-models.co.uk
info@morrismodels.co.uk

We are between Brighton & Worthing, just off A27 west of Shoreham Airport

BRITISH RAILWAYS
HORNBY
PECO
DAPOL
PLUS MANY OTHER RANGES OF SCENIC MATERIALS, BUILDINGS, VEHICLES etc

BICYC-LED
OO/HO & N Cycles & M/cycles with working lights!!
See our webshop for details
Easy free parking!!
Open Mon - Sat 9.30 to 5.00

CONTINENTAL RAILWAYS
FLEISCHMANN Roco
BRANCO
TRIX
Preiser
NOCH
MINITRAINS



Model Market Limited.

HORNBY **DCC concepts** **Digital plus** by Lenz **ESU** **Lok Sound** **Lok Pilot**

Loco Renaming & Renumbering Plus Our Own Special Editions

www.ModelMarket.co.uk 07890 – 095933

Morley Controllers **Manufacturers of electronics for model railways**

01704 533 116 morleycontrollers.com

Pooleys Puffers

Model Railway Supplies, New & Second Hand Bought & Sold

Proprietor **DAVID POOLE** Diecast Models Kits & Accessories

382a Jedburgh Court, Team Valley Trading Estate, Gateshead, Tyne & Wear. NE11 0BQ

Mon - Thurs - 10am - 5pm. Fri - Sat & Bank holidays please telephone for opening times. Sunday Closed

Tel: 0191 4910202/4106386 Mobile: 07976 519178

www.pooleyspuffers.com e-mail: pooleyspuffers@btopenworld.com

REDCAR MODELS & HOBBIES

Most leading brands of 'OO' gauge model railways & accessories. Also Diecast, Plastic Kits, Woodland Scenics, K+S Metal Centre etc.

130 High Street, Redcar, Cleveland, TS10 3DH Tel: 01642 494912 (open Tuesday to Saturday)

HORNBY SERVICE DEALER Email: sales@redcarmodels.co.uk

Stevenson Carriages & Millholme Models

4mm Coach Kits in LMS TPOs, LNWR, Midland & LY. Millholme Loco Kits now available

MM14 Stirling Single No 1 • MM18 Furness Railway D5

MM23 Hull & Barnsley J28 • MM24 Maryport & Carlisle

Order kits & lists by phone 01246 863579 or by email pbarker265@btinternet.com

Lever Frames by MODRATEC

- simple or interlocked -
- mechanical or electrical control -
- popular 6 & 12 lever starter packs -
- FREE SigScribe4 design software -
- clever WIT (wire-in-tube) mechanisms -

MODRATEC

modratec.com or 01905 590069 or 0845 224 1604

Waddell's Models 56 Bell Street, Merchant City, Glasgow, Lanarkshire G1 1LQ

0141 552 8044

Open for Modelling Advice, Service & Repairs, DCC Decoder Fitting and Limited Edition Models selling all scales and gauges including 2mm, 4mm, N, OO

We stock: Bachmann * Dapol * Farish * Heljan * Hornby * Peco * and many more...

hpi-racing **OptiFUE** **SCALEXTRIC** **Humbrol** **Revell** **THE MODEL SHOP** **PECO** **DAPOL**

MON-SAT 9.00 - 5.30 OPEN SUNDAYS 10.00 - 2.00

117 New Road, Portsmouth PO2 7QS

Tel No. 023 9265 3100

Email: modelshop117@gmail.com

P & D Marsh

Whitemetal kits, hand painted models and laser cut wooden structures in N and OO.

INCLUDES FINISHED AND PAINTED SIGNALS IN BOTH GAUGES.

Free price lists available.

The Stables, Wakes End Farm, MK17 9FB

Tel: 01525 280068

www.pdmarshmodels.com

Master Piece Figures

4mm Specialist crews for:

E4, "C", DRUM: 700, M7. 1F, J15, K1, B17, 92xx

STAR, EARL, CASTLE.

M.Hill: 28 Chittley Lane, Liphook, Hants GU30 7HJ

Maestro **PayPal** **19 Keats Way, Higham Ferrers, Northants, NN10 8DQ** **EMAIL: sales@hamodels.net** **VISA** **MasterCard**

Tel: 01933 355531 Mobile: 07969 535 699 (evenings & weekends)

COACH & WAGON KITS, WHEELS, DECALS, PAINT & SUNDRIES

Parkside Dundas, Cooper Craft, Cambrian, Slators, Kirk 4mm, Mailcoach, Ian Kirk 7mm, Dapol, Precision Paints, Modelmaster Decals, Old Time Workshop, Labelle Oils, Alan Gibson, Romford

Order on line at: www.hamodels.net or ring us (same day or next day despatch)

Precision Paint - pre order and pick up at exhibitions (minimum two weeks notice)

Exhibition dates - Sat 26th November Letchworth - Sat 5th & Sun 6th December Manchester

RHUDDLAN MODELS

- Model Railways
- Games Workshop
- Die Cast Models Corgi - Dinky - Matchbox
- Plastic Kits Airfix - Revel - Etc

NEW AND USED ITEMS BOUGHT AND SOLD

HIGH ST, RHUDDLAN.

01745 590048

www.rhuddlanmodels.co.uk

TENNENT'S Trains

Home and International Mail Order is our speciality

www.tennents trains of halesowen.co.uk

- We stock gauges from N to G
- Discount prices on major manufacturer locomotives • Large secondhand selection • Agents for Lionel and MTH Trains • Fine and course scale O Gauge • 3 rail track O and OO a speciality • Repair and kit building service • DCC fitting service • Lots of tools materials and fittings • Free secondhand valuations

Tel: 0121 550 1266

Shop 1, No. 130 Hagley Road, Hayley Green, Halesowen, B63 1DY

Opening times: 11am to 5pm Monday, Tuesday, Wednesday, Friday and Saturday

THE HOBBY GOBLIN

STOKE-ON-TRENT

54 Hamil Road, Burslem, Stoke-on-Trent, Staffordshire ST6 1AU

Wide range of scenery

- Hornby • Bachmann • Peco • Lenz
- Dapol • GaugeMASTER • Graham Farish
- Metcalfe • Plus much more!

T: 01782 818433 / 07973 478294

E: info@thehobbygoblin.co.uk

www.thehobbygoblin.co.uk

THE MODEL SHOP

Now taking orders for New models

Specialist Model Railway Stockist

4 St David's Hill, Exeter EX4 3RG

(just off the old Iron Bridge)

Now Agents for NCE DCC systems

www.trainsandtrack.co.uk

Tel: 01392 421906

Shop open Tues to Sat, 9.30-5pm

GREAT NEWS!

Train Times Model Shop

is now open again.

Find us at

37 Seaside, Eastbourne, BN22 7NB

(01323) 722026

traintimestoo@gmail.com

www.traintimesmodelshop.com

PECO **HUMBROL** **OXFORD**

Tri-angman

specialist in model railways

Tri-ang, Hornby, Wrenn, Bachmann, Minic etc... buy, sell & repair hard to find items and collectables

Find me on

www.tri-angman.co.uk

or contact:

Tel 07966 333605


laurence@tri-angman.co.uk

3mm Scale Model Railways
4 Greenwood Drive, Redhill, Surrey, RH1 5PJ. Tel: 01737 761919

40 Page Full Colour Catalogue £4.50
Catering exclusively for TT and 3mm Scale

www.3smr.co.uk

BlackBeetle, BullAnt, Halling, Tenshodo
www.motorbogies.com



ADDESTONE Model Centre

Opening Times Mon-Sat 9:30-5:30, Sun 11:00-2:00

130 Station Road, Addlestone, Surrey KT15 2BE

Tel: 01932 845440 www.addlestone-models.co.uk



BARRY JONES

Specialist in the sale of quality secondhand railway. Transport timetables, posters, maps, publicity, photographs, and official items always wanted. Railway collectables and model railways, also sought.

28 Marine Crescent, Worthing BN12 4JF
Tel/Fax: 01903 244655
Email: barryjones28@virginmedia.com

Timber Tracks
Laser cut model railway products

Timber Tracks' kits are easy to construct, are supplied with comprehensive instructions, drawings and photographs and give you the ability to produce high quality buildings quickly. All components are pre-cut, fully detailed, and assembled with only the minimum of tools.

Tel: 01275 852027
www.timbertracks.co.uk



www.sommerfeldt.co.uk
Overhead Catenary System for 'O' 'N' & 'HO' also Pantographs

Blackwells of Hawkwell
Tel: 01702 200036 • Fax: 01702 204210 • sales@blackwells-miniatures.com
P.O.Box 2099 Hockley, Essex SS5 4UY

www.blackwells-miniatures.com
Trees & Scenic Materials, Card Buildings, Roadways, Grass Mats, etc.

THE HOBBY BOX
121 High St, Uckfield TN22 1RN Tel: 01825 765296
www.thehobbybox.co.uk

Bachmann | Carrs | C&L | Cambrian | Cooper Craft | Dapol | Eckon | Evergreen | Expo | Farish
Gaugemaster | Heljan | Hornby | K&M | Kadee | Kestrel | Knightwing | Lenz | P.D. Marsh | Metcalfe | Noch
Parkside | Peco | Plastruct | Railmatch | Ratio | Romford | Seep | Slaters | Smiths | Springside | Southern Pride
Superquick | SE Finecast | SMP | Tiny Signs | Wills | Woodland Scenics Etc.

Open: Tue-Fri 10am-5.30pm, Sat 9.30am-5pm



HASLINGTON MODELS
134 Crewe Road, Haslington, Crewe CW1 5RQ
Telephone/Fax 01270 589079
email: haslingtonmodels@live.co.uk


Appointed Stockists of
Bachmann, Farish, Hornby, Peco, Gaugemaster, Dapol, Vi-Trains, Heljan, Humbrol, etc etc.
• FREE Parking

OPEN THURS, FRI & SAT ONLY 10.00-16.00

R21

3D printed WWI railway models and Dockyard/Tram Track

www.rue-d-etopal.com
recreation21@hotmail.com




ISING GLASS

LNER Scale Drawings & 3D Design/Printing Services
Components, kits and design

www.isingglass-models.co.uk

27 Grange Road, Toddington, Dunstable LU5 6BZ
07973 768080 (eve) Isingglass@Edgson.net




Malc's Models

- All gauges of model railways
- New & Second Hand
- Also stockists of Airfix, Revell, Tamiya and Dragon kits
- Diecast models
- We also repair most makes of locos



Open Mon-Sat 10am-5pm
Closed Weds & Sun

2-4 Pelham Street,
Ilkeston, DE7 8AR
Tel: 07786 896807
www.malcsmodels.co.uk
Email: malcolmgrubey@btinternet.com




LINDA TINKER RAILWAY BOOKS

Pre-owned and hard to find Railway books, bought and sold

www.lindatinkerrailwaybooks.co.uk

Tel: 44(0)1335 330965

Free UK postage



JUDITH EDGE
etched brass kits



North British/MAN 330hp 0-4-0DH
BR D2900-13 and industrial
£48 + £3 p&p

For full illustrated price list of our range of 47 diesel, electric and steam locomotives in 4mm scale (some in 3mm and 7mm) send s&e to:
5, Chapel Lane
Carlton
Barnsley
S71 3LE
Telephone 01226 722309
Email edgemd@aol.com
www.ukmodelsops.co.uk/catalogues/judithedge.html

Jacksons Models and Railways

33 New Street, Wigton, Cumbria CA7 9AL
Tel: 01697 342557



- TRUCKS • CARS • PLANT •
- KITS • PLANES • MILITARY •
- RAILWAY • BUSES •

Stocking Model Railways by Hornby, Bachmann, Farish, Peco, Dapol, Metcalfe, Corgi, Oxford etc.
Railway Scenery by Gaugemaster, Woodland Scenics, Javis, Expo etc.

Shop opening hours: Monday - Friday 9am - 5pm;
Saturday 10am - 3pm; Closed Sunday and Wednesday;
Late night opening Thursday until 7pm

www.jacksonsmodels.co.uk

GREAT EASTERN MODEL RAILWAYS

SPECIALISING IN ALL YOUR MODEL RAILWAY NEEDS

OO + N Gauge

Tel: 01603 431457
greateasternmodels.co.uk

199 Plumstead Road,
Norwich, Norfolk NR1 4AB

HORLEY BOOKSHOP MODEL SCALE RAIL CENTRE

117 Victoria Road, Horley, Surrey RH6 7AS

Tel: 01293 783558 www.scalerail.co.uk
info@scalerail.co.uk [f scalerailhorley](https://www.facebook.com/scalerailhorley)

- Specialists in N and OO gauge
- All major model railway brands stocked
- Rolling stock, track, scenics, kits, paint etc
- Starter sets
- Baseboards built to your specifications
- Mail order a pleasure
- We also sell cards, gifts and art/craft items

Open Mon-Sat 9.00-5.00 and Sun 10.00-2.00
Pay & Display parking 3 minutes walk

We are just 10 minutes from Gatwick Airport

ITEMS MAIL ORDER LTD

MAYFIELD, MARSH LANE, SAUNDBY, RETFORD, NOTTS, DN22 9ES

Tel/Fax: 01427 848880

BA SCREWS IN BRASS, STEEL AND STAINLESS. SOCKET SCREWS IN STEEL AND STAINLESS. DRILLS, RIVETS, TAPS, DIES, END MILLS, SLOT DRILLS ETC

BRASS CHEESE SCREWS FROM £2.32/100
BRASS ROUND SCREWS FROM £3.85/100
BRASS CSK SCREWS FROM £4.67/100
SOCKET GRUB SCREWS FROM £1.72/10
STANDARD PACK SIZES 10, 25, 50 AND 100

Special Offer
BRASS CHEESE 12 BA X 7/16" £5.96/100

PHONE FOR FREE LIST

ALAN CLIFF'S JACK THE STATION CAT BOOKS FOR RAILWAY CHILDREN (3-9 years)

IDEAL CHRISTMAS PRESENTS

Jack & the Vanishing Lady (All colour) £2.95
Jack & the August Day (All colour) £2.95
Jack & the Snail Trail (All colour) £2.95
Jack Takes Charge (All colour) £2.95
Jack Goes to School (All Colour) £2.95
Jack & the Midnight Mice (All Colour) £2.95
Jack & the Lost Kittens (All Colour) £2.95
Jack & the Great Little Trains Robbery £2.95
Jack in a Signal Box £2.95
Jack & the Tail's End Tickets £2.95
Complete Set of all 10 Books £26.00
Song 'Jack, Jack The Station Cat' CD £2.95
CDs and Books (signed) post free
Cheques payable to: Jack The Station Cat Ltd,
Dept B, 38 Clifton Park Road, Rhyl LL18 4AW
Tel: 01745 344963
www.jackthestationcat.co.uk
Trade enquiries welcome



No10, The Craft Arcade
Dagfields Craft Centre,
Crewe Road, Walgherton, Nantwich,
Cheshire. CW5 7LG

www.tridenttrains.co.uk

HORNBY-BACHMANN-HELJAN-FARISH DAPOL-PECO-LENZ-
TCS-GAUGEMASTER-METCALFE-RATIO+MUCH MORE
01270 842400

TUTBURY MODELS

COLLECTABLES

01283 814777

MODELS

UNIT 9, TUTBURY MILL MEWS, TUTBURY, Nr. BURTON-UPON-TRENT DE13 9LS

BASS/WORTHINGTON VENT VAN.....£12.50 (plus £2.80 p&p for either one or two)
6-WHEEL MILK TANK NESTLE 'OO' GAUGE.....£17.50 (plus £2.80 p&p for either one or two)
BASS/WORTHINGTON GRAIN HOPPER.....£13.75 (plus £2.80 p&p for either one or two)

Visiting the Isle of Wight?

UPSTAIRS DOWNSTAIRS
Pier Street - Sandown
PO36 8JR

Two floors of
locomotives, wagons,
coaches, buildings, scenery,
electrics, figures, cars and more!



01 983 406 616 - www.trainshop.co.uk



We have moved to Veck House,
Hemswell Cliff Business Centre,
Gainsborough DN21 5TJ
Tel: 01427 667470

Exhibitions Sunday only 9.30 to 3.30
Shop as above plus Monday to Thursday 9 to 3.30
Massive clearance sale now on

Flangeway

Mermaids

BR Olive Mermaid
£18.95

BR Black Mermaid
(Weathered)
£19.95

ME7 Olive Green Mermaid DB989001

ME10 BR Black Mermaid (Weathered) DB989037



ME8 Olive Green Mermaid DB989023

ME11 BR Black Mermaid (Weathered) DB989914



ME9 Olive Green Mermaid DB989071

ME12 BR Black Mermaid (Weathered) DB989010



FOOTPLATE
101 COMBERTON HILL,
KIDDERMINSTER, DY10 1QH

101 Comberton Hill, Kidderminster, DY10 1QH
01562 750076 - sales@footplate.co.uk
Order online @ www.footplate.co.uk

QUANTON ROAD MODELS

4mm Scale Great Central Railway Transfers

Wagons - White Waterslide - £5.00

Passenger - Multicolour Press-On - £4.00

Locomotive/Miscellaneous - Multicolour Waterslide - £7.00

Illustrated Details and Order Form on Website or Call

7mm Scale Kits for 2016

Great Central

5-Plank D.8 • Fish Van D.49 • PBV D.1Y2

3rd D.2B8 • Brake 3rds D.2A16/17 • 1st D.2Q2

Luggage Compo D.2K2A • Bogie Fish Van D.50/50A and more

Metropolitan

Open Wagons • 3,4,5,6-Plank with brake gear for all eras

Cattle Wagons • Standard/Large - Vans • Standard/Large/Tool

Reading Trade Show • Saturday 5 December 2015

Bristol 0 Gauge Show • Sunday 31 January 2016

Chyanbre • Polyphant • Launceston • Cornwall • PL15 7PT

contact@quanton-road-models.co.uk • www.quenton-road-models.co.uk

01566 880157 • 07840 784653

Colour Catalogues Inc. post

00, 009 (1/76th).....£6

N Catalogue (1/148th).....£5

O Catalogue (1/43rd).....£4

Mail Order By Return P&P £4, over £40 POST FREE.

Unpainted metal kits - glue with epoxy glue (£5.75)



OO SCALE

96ft Estuary Tug Boat £117.80.

Coal Cart £15.10 loads of other kits in our colour catalogue

68ft Clyde Puffer-full hull-empty cargo hold£112.75
68ft Clyde Puffer-Waterline version (resin)£99.85
Marine Winch£13.90
Rowing Boats & Mooring Post£8.50
37'6 Rother Class Lifeboat waterline£47.95
105' Paddle Steamer 'Hibernia'£121.20
26ft Luggar Sailing Fishing Boat - Waterline£20.75
26ft cabin Crabber Fishing Boat Waterline£15.75
26ft Inshore crabber/fishing vessel Full hull£13.65
Grafton Steam Grab Dredger 50ft£42.45
62ft Canal Barge Day Boat 'Joey'£31.00
96ft Estuary Steam Tug Boat£117.80
70ft Sailing Cargo Barge£43.60
58ft Flat Bottomed Barge£24.15
44ft Canal/River Tug£43.60
76ft River freight Vessel£58.75
40ft Traditional Dutch Fishing Boat *£43.60
52ft Harbour/River Launch£43.60
58ft Fishing Trawler-Waterline£55.15
70ft Small Oil Tanker£43.60
Narrowgauge Train/Road Transport ferry£76.45
44ft fishing boat/Shrimp Cutter- waterline£54.50
44ft fishing boat full hull£61.45
30ft Sailing Yacht inc Full hull & waterline£21.75
62ft Harbour/River Tug£53.40
Large Train Ferry (OO/HO track)£70.35

Lifebelts & Stands.....£3.70
12 Chimneys/round/tapered/Hexagonal).....£4.15
£3.20
Welding Figures & Equipment.....£4.30
2 Relaxed Loco Crew.....£1.70
5 x Gardeners & Equipment.....£4.60
Flower pots and tubs & gardening equip.....£4.95
9 x Figures in working poses.....£4.60
9 x Ass Standing Station figures.....£4.80
Gantry Hoist.....£5.05
New Gibbet Crane (wall or floor mounted).....£4.30



Air Compressor and Electricity Generator.....£6.40
4 pallets & hydraulic pallet truck.....£4.15
Beehives and bee-keepers.....£4.30
6 Bulk Building Bags.....£3.70
Band Stand.....£9.20
Air Conditioning Cabinets (2 wall, 4 floor).....£3.40
6 Assorted Rock Climbers.....£4.60
4 Assorted Highland Cattle.....£4.25
6 Assorted Firemen in action poses.....£4.40
6 Trawlermen/Fisherman Figures.....£4.20
3 Assorted Donkeys (unharnessed).....£3.55
3 Beach Donkeys and Children.....£4.20
Beach Set (figures and equipment).....£5.40
8 Guards Marching.....£4.80
NEW Stone Wharf Walls/stairs & loading ramps£13.75

European Freight Ship.....£29.65
85ft River Cargo Barge.....£28.95
126ft Road/Rail Transport Ferry.....£57.75
5 x assorted Rowing Boats.....£11.15
Fishing Trawler 'Shrimp Cutter'.....£26.95
Passenger Ferry Boat.....£31.40
47ft Tug and 60ft flat bottom Barge Set.....£22.05
Wharfside Jetty/Pontoon Set.....£21.00
75ft 'Tid' Class Tug Boat.....£35.75
75ft 'Tid' Class Tug Boat Waterline.....£27.75
70ft Steam Coaster 'Puffer'.....£35.75
70ft Steam Coaster 'Puffer' waterline.....£27.75
105ft Paddle Steamer 'Hibernia'.....£48.10
30ft Wooden Sailing Yacht.....£6.55
13ft Sailing Dingy.....£4.50
11ft Inflatable Rib/Tender.....£4.35
Quayside Walling - Brick.....£9.60
Quayside Walling - Steel.....£9.60
Landing Stage / Pontoon.....£7.80
Goods Depot Small Warehouse.....£23.40

LANGLEY MODELS

166 Three Bridges Road, Crawley, Sussex, RH10 1LE

Tel: 01293 516329 Fax: 01293 403955 www.langleymodels.co.uk



6 Assorted People with Umbrellas£5.55
8 Assorted Ambulance/Paramedics£6.55
2 Assorted Mobility Scooters and Figs£5.70
Council/Municipal Figure and rubbish cart£4.40
Cider/Fruit Press Figure and demijohns£5.50
C.C.T.V. Cameras (3 wall and 1 post mounted)£4.60
5 Policemen in various positions£4.75
Assorted Agricultural Tools & Equipment£4.00
Ass Industrial Tools & Equipment£4.00
Platform Machines (tickets chocolate weighing scales)£5.50
Ind Machine. Mill & Pillar Drill£5.95
Ind Machine Lathe & vertical sander£5.95
Ind Machine Fly Press & Pillar Tool Grinder.....£5.15
2 Wheelchairs Patients and 2 pushing.....£5.10
Scuba Diving Equipment.....£4.65
Scuba Divers / frogment x 4£4.95
Vertical Boiler & Steam Water pump/flywheel.....£14.95
Vertical Boiler only£9.85
Gargoyles and water spouts/outlets£5.35
Waterline Buoys & Deep water markers.....£4.90
Wharfside Jetty/Pontoon (rope, buoys, fenders).....£4.90
4 Photographer Figures & Camera Box.....£4.60
4 Bunkers / Music Players.....£4.60
4 Street Entertainers.....£5.00

7 WB Without Sideframes (Suit LNER Railers).....£125.00
8* DMU With Sideframes.....£125.00
8* SR EMU With Sideframes.....£125.00
9* Without Sideframes (Suit Diesel Loco's).....£125.00
9* Without Sideframes (For Blue Pullman).....£125.00



N Scale Kits Traditional Trawler
£427.80.
Many other kits in our N catalogue.
www.langleymodels.co.uk



Great Central
Metropolitan

QUANTON ROAD MODELS

4mm Scale Great Central Railway Transfers

Wagons - White Waterslide - £5.00

Passenger - Multicolour Press-On - £4.00

Locomotive/Miscellaneous - Multicolour Waterslide - £7.00

Illustrated Details and Order Form on Website or Call

7mm Scale Kits for 2016

Great Central

5-Plank D.8 • Fish Van D.49 • PBV D.1Y2

3rd D.2B8 • Brake 3rds D.2A16/17 • 1st D.2Q2

Luggage Compo D.2K2A • Bogie Fish Van D.50/50A and more

Metropolitan

Open Wagons • 3,4,5,6-Plank with brake gear for all eras

Cattle Wagons • Standard/Large - Vans • Standard/Large/Tool

Reading Trade Show • Saturday 5 December 2015

Bristol 0 Gauge Show • Sunday 31 January 2016

Chyanbre • Polyphant • Launceston • Cornwall • PL15 7PT

contact@quanton-road-models.co.uk • www.quenton-road-models.co.uk

01566 880157 • 07840 784653

INVERTRAIN

Model Railways
7mm O Gauge Specialist
WAYOH MOTOR BOGIE (Ready To Run)

7 WB Without Sideframes (Suit LNER Railers).....£125.00
8* DMU With Sideframes.....£125.00
8* SR EMU With Sideframes.....£125.00
9* Without Sideframes (Suit Diesel Loco's).....£125.00
9* Without Sideframes (For Blue Pullman).....£125.00

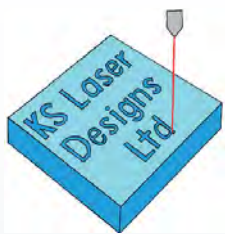
For Full Details Of All Our Products,
Please See Our Website at www.invertrain.com
Or Send £4.00 for our latest Illustrated Catalogue To:
33 Rose Gardens, Colerhill, Doncaster, YO6, KY12 9QS
Tel. 01382 880844 (Answer-phone available)
Please make cheques payable to Invertrain Model Railways

BRM
BRITISH RAILWAY MODELLING

FREE E-NEWSLETTERS
Exclusive articles, competitions & offers
Register now at
www.model-railways-live.co.uk/register

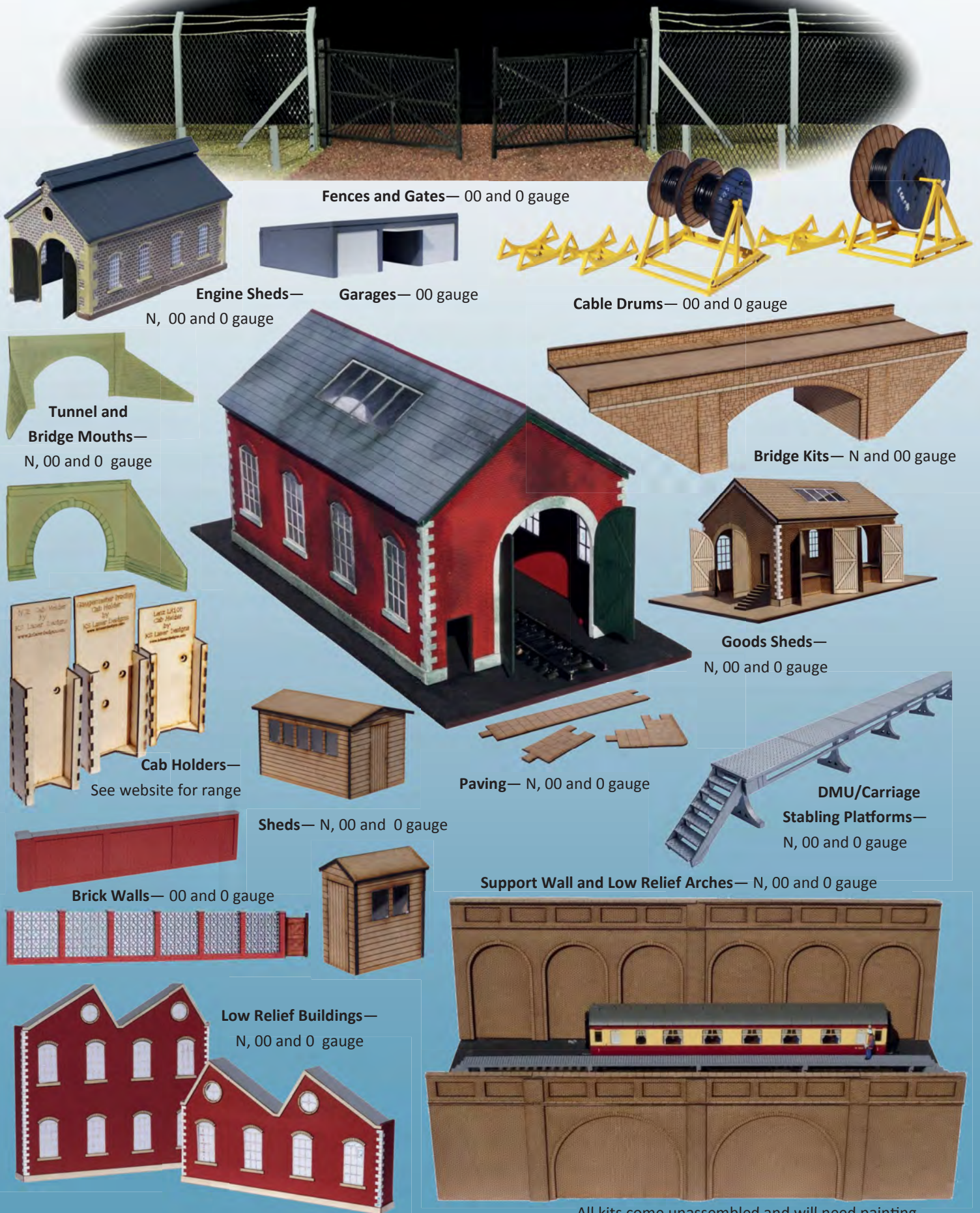
Dereks Transport Books
www.derekstransportbooks.com
dereksbooks@btinternet.com

All transport subjects covered
Established 1995 Ringwood



KS Laser Designs Ltd

All our kits are Laser Cut in England from MDF, PLY, acrylic and card detailing
www.kslaserdesigns.com



Fences and Gates— 00 and 0 gauge

Engine Sheds—

N, 00 and 0 gauge

Garages— 00 gauge

Cable Drums— 00 and 0 gauge

**Tunnel and
Bridge Mouths—**

N, 00 and 0 gauge

Bridge Kits— N and 00 gauge

Goods Sheds—

N, 00 and 0 gauge

Cab Holders—

See website for range

Paving— N, 00 and 0 gauge

DMU/Carriage

Stabling Platforms—

N, 00 and 0 gauge

Sheds— N, 00 and 0 gauge

Brick Walls— 00 and 0 gauge

Support Wall and Low Relief Arches— N, 00 and 0 gauge

Low Relief Buildings—

N, 00 and 0 gauge

All kits come unassembled and will need painting.

WE WANT YOUR Model Railways



We will buy
almost any Railway
Collection, large or small.
All gauges will be taken, in any
condition. We always give an honest
price and will collect and dismantle any layout.

Telephone: **01302 371623**

Mobile: **07526 768178**

or email: anoraksanonymous@googlemail.com

4 TRACK MODELS

Quality laser-cut kits with extraordinary detail



4GROUND
TRACKSIDE AND WATERWAYS

Come and see us at the Warley Show at the NEC, Birmingham:

Stand D73A

Saturday 28th & Sunday 29th November 2015

check your local retailer for stock

UK
Manufactured

www.4trackmodels.co.uk

Tel: 01264 541 007 Email: sales@4trackmodels.co.uk



We manufacture high quality resin and ABS 4mm & 'n' gauge kits. All kits are preformed body shells with all detail in place, they also come with ready made bogies, interiors and chassis floors, with all under frames detail in place. These kits are very easy to build, and are designed for the Tenshodo and Tomix motors that are very easy to fit! The bogies are designed to take Hornby wheels, the 'N' gauge range use Farish wheels.

Prices, 4mm range, 2car 140.00, 4car 275.00
4cors 320.00. - 'N' gauge range, 2car 95.00, 4car 190.00.

4mm Range; TINHAL, 2NOL, HYBRID 2BIL, BULLEID 2HAP, BULLEID 2EPB, 4SUB CLASS 405, 4COR, CLASS 508, CLASS 70
'N' Gauge; 2BIL, TINHAL, 3SUB, 2SUB DEICER, 4COR



We will be at Warley on DC KITS stand

Phone 07974 100816

See our website www.southernregionmodels.co.uk

AC Models

Tel: 02380 610100

www.acmodelseastleigh.co.uk



Your one stop shop for the model enthusiast, selling brand new and near-new model trains, slotcars, sets and diecast toys at very special prices direct from our website or our shop in Eastleigh. We stock Hornby, Bachmann, Airfix, Scalextric, Lilliput, Spectrum etc and much more.
Both shops are closed on Wednesdays and Sundays
Gift vouchers available

WE HAVE EXPANDED TO NO9 HIGH STREET

New Radio Control Department,

Spares Department and Games Workshop now at No.7

www.acmodelssparses.co.uk

7 High Street, Eastleigh, Hants, SO50 5LB

email: info@acmodelseastleigh.co.uk


Easy sound, lighting & control for all!

Colour Light Signals
DC & DCC fitted versions



00 2, 3, 4 Aspect From £8

NEW Automatic Coach Lights for any Coach
Turns on automatically, no pickups, no flicker, From £20



Now Available in N gauge!
NO wires - fit this in seconds! Multipacks available

NEW Fit real sound in your train - only £40!
Tiny motion controlled sound capsule & battery-no wiring



Works on both DC & DCC! Steam, Diesel, Goods....

Signal & Point Controllers DCC only



Any gauge From £17

Various LFX Effects £15 inc Random, Flashing, Traffic Lights, Crossing, Welding, BBO



Clip-in Buffer Lights & Track Testers DC & DCC N & 00 only £5 each



Available direct from www.dcpexpress.com & model shops
Order by 3pm for same day First Class despatch



Train-Tech
Model Technology Made Easy

NEW BROCHURE FREE!

01953 457800 / www.Train-Tech.com

£4 UK P&P - but this month quote BRM1215 for £2 off Postage!



DCP Express
Bryon Court
Bow Street
Great Ellingham
NR17 1JB, UK



YOUR COMPLETE



Send us *your* standard models



Choose from the following options...

- ▶ Custom weathering - light, medium or heavy
- ▶ Custom deluxe weathering (matching a picture)
- ▶ Renaming & renumbering
- ▶ Crest & shed code changes
- ▶ DCC & DCC sound fitting service
- ▶ Real coal
- ▶ Screw link couplings
- ▶ Cab tarpaulin
- ▶ Fit parts pack
- ▶ Lamps
- ▶ Tool carrier
- ▶ Fire irons
- ▶ Gloss finish
- ▶ Cab crew

DCC Chip Fitting Service
TMC now offer a comprehensive chip fitting service for N & OO Gauge. For non DCC ready & DCC ready models



Step 1 - Contact us by phone or go to:

www.themodelcentre.com/customisation-at-tmc to select your customisation requirements.

Step 2 - Send your models to us with your contact details and requirements.

Step 3 - TMC will customise your models.

Work usually takes around one week, however during busy periods this may vary.

Step 4 - We will return your enhanced models to the address provided.



Re-creating History with Every Model



Buy pristine or ready weathered models from stock, or pre-order new releases at competitive prices.

We stock the full Woodland Scenics range, as well as Metcalfe, Oxford Diecast, Peco, Ratio, Wills, Gaugemaster, Humbrol and Noch!

Our **TMC Price Match*** ensures you the best possible quality & value.

For regular updates, more information & *Custom Finish* prices, see our **NEW** website.



TMC EXCLUSIVES



38-525X



38-528Z

Horse Boxes last remaining few available in Eastern or Southern Region liveries.

Can be supplied in pristine or weathered finish. Contact us for more information. Prices from **£28.50 (+p&p)**

(weathered)



37-529Z

Bachmann OO/HO scale, 20T Standard Brake Van BR bauxite.

TMC Exclusive weathered by TMC **£28.50 (+p&p)**

Also available pristine **£24.50 (+p&p)**

NEW!

(weathered)



37-980V

Bachmann OO/HO scale, Shunters Running Wagon Conflat

A Match Truck. Available pristine or weathered. Exclusive to TMC. Pristine **£16.95 (+p&p)** weathered **£21.50 (+p&p)**

CONTACT US

websales@tmc-direct.com

01947 899125

OPENING HOURS

Monday - Friday: 8am - 5pm

Saturday: 8am - 4pm

Sunday: By Appointment

VISIT US

The Model Centre,
Hill Farm,
Beck Hole,
Goathland,
Nr Whitby,
North Yorks
YO22 5LF

STAY WITH US



www.stayhfc.co.uk
enquiries@stayhfc.co.uk
01947 899125 (option 3)

Please make cheques payable to:
'The Model Centre'

ALL GOODS IN STOCK OR ON ORDER AT TIME OF GOING TO PRESS, PRICES MAYBE SUBJECT TO CHANGE WITHOUT NOTICE. E & OE.

*TMC Price Match Promise. TMC match all major model retailers prices wherever possible subject to availability & our own T&Cs. Pre-Orders subject to price ruling at date of despatch.

MODEL SHOP

TMC
Custom Finish

44-046X - Scenecraft

TMC Exclusive brick built outhouse (below) can be used with the pair of cottages or with other terraced houses (right) to create what was a very common sight during the Victorian period onwards.

£11.50 (+p&p)



TMC EXCLUSIVE



RENDERED WORKERS COTTAGES

44-125X & 44-046X

Several pairs of cottages (above & below) can be used to create an effective terrace in conjunction with the outhouse.



44-125X Pair of TMC Exclusive cottages by Scenecraft **£32.50 (+p&p)**



44-125X & 44-046X
INTRODUCTORY OFFER
COTTAGES & OUTHOUSE
BOTH FOR ONLY
£39.99 (+p&p)

N GAUGE



2S-017-004 Dapol, Britannia Class 7mt 70021 'Morning Star' weathered by TMC

RRP £159.95 (You save **£24.00**)
TMC Selling Price **£135.95**



371-033 Graham Farish, class 20 D8011, BR green, small yellow panel, weathered by TMC

RRP £144.95 (You save **£22.20**)
TMC Selling Price **£122.75**



372-181 Graham Farish, Princess Coronation 46229 'Duchess of Hamilton' weathered by TMC

RRP £174.95 (You save **£22.45**)
TMC Selling Price **£152.50**



372-311 Graham Farish, Merchant Navy class 35023 'Holland-Afrika Line' BR green, e/c, real coal & weathered by TMC

RRP £199.95 (You save **£30.00**)
TMC Selling Price **£169.95**

OO/HO GAUGE



32-034A Bachmann, class 20 20141 BR green, full yellow ends & weathered by TMC

RRP £144.95 (You Save **£22.00**)
TMC Selling Price **£122.95**



32-038DS Bachmann, class 20 20124 BR blue, indicator disks (DCC Sound), weathered by TMC

RRP £259.95 (You Save **£40.00**)
TMC Selling Price **£219.95**



32-044 Bachmann, class 20 D8028 BR green, indicator discs with tablet catcher, weathered by TMC

RRP £139.95 (You Save **£21.50**)
TMC Selling Price **£118.45**



32-261 Bachmann, V/D Austerity 90441, parts pack, real coal, tool carrier & Custom Deluxe weathering by TMC

RRP £214.90 (You save **£19.91**)
TMC Selling Price **£194.99**



32-387 Bachmann, class 37/5 37506 Railfreight red stripe, weathered by TMC

RRP £139.95 (You save **£21.50**)
TMC Selling Price **£118.45**



32-785DS Bachmann, class 37/0 37254, BR grey & yellow (DCC sound), weathered by TMC

RRP £269.95 (You save **£41.00**)
TMC Selling Price **£228.95**



2521 Heljan, class 05 Hunslet Shunter D2600, BR green, L/C with wasp stripes, weathered by TMC

RRP £161.45 (You save **£24.50**)
TMC Selling Price **£136.95**



I1087531 Heljan, Park Royal Railbus M79972 BR green, weathered by TMC

RRP £155.95 (You save **£21.00**)
TMC Selling Price **£134.95**



R3086 Hornby, Railroad LNER 4-6-2 'Flying Scotsman' 4472 A1 class, real coal & weathered by TMC

RRP £124.99 (You save **£11.49**)
TMC Selling Price **£113.50**



R3195 Hornby, BR green Duchess 46247 'City of Liverpool' with real coal & weathered by TMC

RRP £174.99 (You save **£15.24**)
TMC Selling Price **£159.75**



R3239 Hornby, BR 0-6-0 700 class 30315, late crest with real coal & weathered by TMC

RRP £149.99 (You Save **£15.00**)
TMC Selling Price **£134.99**




R3241 Hornby, 46236 BR maroon 4-6-2 'City of Bradford' Princess Coronation class, real coal & weathered by TMC

RRP £181.75 (You Save **£16.80**)
TMC Selling Price **£164.95**

www.themodelcentre.com

Now Accepting **PayPal**



Next day delivery on 'in stock' items, for the flat rate of £4.95 up to 5kg. Highlands and islands are subject to surcharge and will be sent via Royal Mail.



PHONE/ORDER HOTLINE
(0114) 2551436

Open 9:00am - 5:00pm

24 Hr Answerphone service for orders



RAILS OF SHEFFIELD

SHOP OPENING HOURS:

9:30am - 5:00pm

Monday - Saturday

Free parking outside the door!

HORNBY

FULL RANGE STOCKED AT BARGAIN PRICES

R3223	BR Black 2-8-0 42XX Class Locomotive	£94.50
R3224	BR Black 2-8-0 52XX Class Locomotive	£94.50
R3227	BR Black 2-8-0 Class O1 Locomotive 63663	£115.50
R3229	BR 4-6-0 'British Monarch' 4000 Class	£104.50
R3233	LNER 4-4-0 D16/3 Class - Pre 1948 Locomotive	£96.50
R3234	BR 4-4-0 D16/3 Class - Early BR Locomotive	£96.50
R3235	BR 4-4-0 D16/3 Class - Early BR (1948) Locomotive	£96.50
R3239	BR 0-6-0 700 Class Drummond - Late BR Loco 30315	£96.50
R3240	BR 0-6-0 700 Class - Early BR	£96.50
R3243B	BR 2-6-0 62064 K1 Late BR	£114.50
R3261	Network Rail 0-6-0 Class 08 417 Diesel Shunter	£87.50
R3262	DCR A1A-A1A Diesel Class 31452 Locomotive	£142.50
R3263	BR Co-Co Diesel Electric 'Vanguard' Class 50 024	£129.95
R3264	BR Co-Co Diesel Electric 'Ajax' Class 50	£129.95
R3301	BR Green 4-6-0 'Earl of Mount Edgumbe' 4073	
	Castle Class 2014 Loco	£127.50
R3303	BR 4-4-0 D16/3 Class - Early BR, Weathered	£96.50
R3304	BR 0-6-0 Drummond 700 Class - Early BR, Weathered	£101.50
R3310	BR 4-6-2 'Bude' West Country Class - Late BR	£124.50
R3311	BR 4-4-0 'Westminster' Schools Class - Early BR	£119.50
R3312	BR Green 4-6-2 'Minori' A3 Class - BR 1955	£144.50
R3313	LMS 0-6-0 4F Class - LMS Unlined Locomotive	£87.50
R3315	BR Black 4-4-0 Fowler 2F Class - Late BR Loco	£87.50
R3316	S&DR 4-4-0 Fowler 2F Class Locomotive	£87.50
R3318	BR 4-6-0 'Gilwell Park' B17/3 Class - Early BR Locomotive	£116.50
R3320	BR Blue 4-6-2 'Golden Eagle' A4 Class - Early BR Locomotive	£127.50
R3323	BR Black 4-6-0 'Black 5' Class SMT - Late Crest	£119.50
R3324	LNER 0-4-0T J50 Class Locomotive	£69.50
R3328	BR 4-6-0 Maunsell S15 Class - Early BR	£134.99
R3329	BR 4-6-0 Maunsell S15 Class - Late BR	£134.99
R3330	BR 4-6-0 'King George V' 6000 Class - Early BR	£139.50
R3331	GWR 4-6-0 'King James I' 6000 Class	£139.50
R3332	BR 4-6-0 'King Edward VIII' 6000 Late BR	£139.50
R3336	LNER 4-6-2 'Flying Scotsman' A3 Class - NRM 2015 Rededication	£149.50
R3340	BR 2-HAL 2 Car Electric Multiple Unit Train Pack	£114.50
R3343	First Great Western Class 08 822 Diesel Shunter 'John'	£94.50
R3345	Freightliner Co-Co Diesel Class 66504	£61.50
R3346	DB Schenker Co-Co Diesel 'Marco Polo' Class 92	£70.50
R3347	EWS Co-Co Diesel 'Wagner' Class 92019 Electric Loco	£71.50
R3351	Northern Rail Diesel Class 153 Diesel Loco	£79.50
R3352	FGW Diesel Class 153 Diesel Loco	£79.50
R3353	Balfour Beatty 4wDH Sentinel	£49.50
R3365	East Coast Trains Bo-Bo Electric Class 91 120 Loco	£79.50
R3370TTS	BR 4-6-0 'King Richard II' 6000 Class BR (Early) with TTS Sound	£159.50
R3371	RailRoad LNER 4-6-2 'Mallard' A4 Class Loco	£74.50
R3374	BR Class 71 '71012' - BR Blue	£132.00
R3380	LNER 0-6-0 '7510' J15	£96.95
R3381	BR 0-6-0 '65475' J15 - Early BR	£96.95

BACHMANN

FULL RANGE STOCKED AT BARGAIN PRICES

30-048	The Highlander Digital Sound Train Set	£250.71
30-325	Ambulance Train No.40 Train Pack	£124.50
30-525	The Shakespeare Express Train Pack	£195.45
30-575	The Railway Children Train Pack	£110.46
31-088	3200 (Earl) Class 9028 BR Black Early Emblem	£118.96
31-089	3200 (Earl) Class 3214 GWR Green Shirt-Button Monogram	£118.96
31-119	BR Standard Class 4MT #75035 BR Black L/Crest - Weathered	£127.46
31-168	OO Scale L&YR 2-4-2 Tank 10713 LMS Crimson	£90.06
31-169	OO Scale L&YR 2-4-2 Tank 50705 BR Lined Black Early Emblem	£90.06
31-204	Patriot Class 5330 'Sir Frank Ree' LMS Crimson	£131.71
31-214	Patriot Class 4-6-0 'Giggleswick' #45538 BR Green Early Emblem	£131.71
31-433	Midland Class 1F 1739 LMS Black Open Cab	£81.56
31-434	Midland Class 1F 41803 BRITISH RAILWAYS Black	£81.56
31-440	Ivatt Class 2MT 2-6-2 Tank #41243 BR Lined Black Early Emblem	£106.21
31-528A	Class A2 60529 'Pearl Diver' BR Lined Green Late Crest	£144.46
31-531	Class A2 60536 'Trimbrush' BR Lined Green Early Emblem	£144.46
31-614	Class V3 Tank #67609 BR Lined Black Late Crest Cranked Pipes	£106.21
31-656	Class 47 47256 BR Green Full Yellow Ends (TOPS) Weathered	£110.46
31-660	Class 47/4 47436 BR Blue Large Logo	£101.96
31-679	Type A15 Electric #E3095 BR Electric Blue Small Yellow Panel	£118.96
31-781	Modified Hall 7903 Foremark Hall	£99.50
32-034A	Class 20 20141 BR Green Full Yellow Ends Weathered	£97.71
32-038DS	Class 20 #20124 BR Blue Indicator Disks - Weathered - SOUND	£195.46
32-044	Class 20 #D8028 BR Green Indicator Disks with Tablet Catcher	£93.46
32-065	Class 43 'Warship' #D865 'Zealous' D865 BR Maroon Yellow Panel	£118.96
32-066	Class 43 'Warship' 'Pegasus' #D835 BR Green Yellow Panel	£118.96
32-085	Class 56XX #6639 BR Black Early Emblem	£76.46
32-115B	Class 08 08818 BR Blue Wasp Stripes Weathered	£84.96
32-119	Class 08 08907 DB Schenker	£76.46
32-131	Class 45XX Prairie Tank 4539 Great Western Green	£80.71
32-227B	Fowler Class 3F 0-6-0 (Jinty) 7341 LMS Black	£72.21
32-235	Fowler Class 3F 0-6-0 (Jinty) 47673 BR Black Late Crest Weathered	£80.71
32-285	Class 101 2 Car DMU BR Green with Speed Whiskers	£127.95
32-286A	Class 101 2 Car DMU BR Green Yellow Warning Panel Weathered	£144.46
32-331	Class 25/1 #25043 BR Green Full Yellow Ends - Weathered	£89.21
32-389	Class 37/4 37421 Colas	£101.96
32-442	Class 24/1 #24137 BR Blue	£93.46
32-680	Class 45 #45036 BR Blue Split Centre Head Code	£101.96
32-762DS	Class 57/3 'The Hood' #57312 Virgin - Weathered - SOUND	£203.96
32-763	Class 57/3 'Pride of Crews' #57309 DRS Compass Blue	£106.21
32-784	Class 37/0 #37242 Mainline Blue Centre Head Code - Weathered	£106.21
32-785DS	Class 37/0 #37254 BR Departmental - Weathered - SOUND	£203.96
32-786	Class 37/0 #37174 EWS Domino Head Code - Weathered	£106.21
32-880	Fairburn 2-6-4 Tank 2278 LMS Black Weathered	£106.21
32-881	Fairburn 2-6-4 Tank 42105 BR Lined Black E/Emblem Weathered	£114.71
32-882	Fairburn 2-6-4 Tank 42062 BR Lined Black Late Crest	£106.21
32-992	Wickham Type 27 Trolley Car BR Engineers Yellow	£67.96
32-993	Wickham Type 27 Trolley Car BR Engineers Yellow Wasp Stripes	£67.96
35-075	Class E4 0-6-2 #579 LBSC Umbur	£87.50
35-077	Class E4 0-6-2 #32556 BR Black Early Emblem	£87.50
35-078	Class E4 0-6-2 #32500 BR Black Late Crest	£87.50

GRAHAM FARISH

FULL RANGE STOCKED AT BARGAIN PRICES

370-080	'Countryside Coal' Digital Train Set	£140.21
370-300	Landship Train Collectable Train Pack	£89.21
370-400	Longmoor Military Railway Train Pack	£118.96
370-500	Cumbrian Mountain Express Collectable Train Pack	£131.71
371-01SC	Class 08 08672 BR Blue Wasp Stripes	£76.46
371-021A	Class 08 D3785 BR Green Late Crest	£76.46
371-050C	Class 04 D2283 BR Green Warning Stripes	£72.21
371-051C	Class 04 D2295 BR Blue Wasp Stripes	£72.21
371-054	Class 04 D2332 'Lloyd' NCB Yellow	£72.21
371-168	Class 37/5 #37506 Railfreight Red Stripe	£95.50
371-286	Class 55 'Kings Own Yorkshire Light Infantry' #D9002 BR Grn SYP	£95.50
371-287	Class 55 'Prince of Wales's Own Regiment of Yorkshire' #55005 Blue	£95.50
371-330	Class 150/1 #150 28 First Great Western	£123.21
371-358	Class 60 60021 Colas	£101.96
371-383A	Class 66 66101 DB Schenker	£101.96
371-384	Class 66 #66209 EWS - Weathered	£99.50
371-396	Class 66 (Low Emission Variant) 'Interhub GB' #66731 GBRF	£95.50
371-397	Class 66 66434 DRS Plain Blue Compass	£101.96
371-455	Class 37 #37251 BR Blue - Weathered	£99.95
371-604	Class 42 Warship 'Onslaught' #D832 BR Green	£94.50
371-635	Class 70 Powerhaul #70006 Freightliner	£95.95
371-656	Class 57 #57312 Network Rail Yellow	£95.50
371-880	Class 108 2 Car DMU BR Green Small Yellow Panel	£123.21
371-987	Class 64xx 0-6-0 Pannier Tank #6400 BR Lined Green Late Crest	£76.46
372-060	Midland Class 4F #43924 BR Black Late Crest Fowler Tender	£87.95
372-061	Midland Class 4F #3851 LMS Black Johnson Tender	£87.95
372-062	Midland Class 4F #43875 BR Black Early Emblem Johnson Tender	£87.95
372-080	Class B1 #61045 BR Lined Black Early Emblem - Weathered	£118.96
372-138	Class 5 #5190 LMS Plain Black	£103.50
372-139	Class 5 #45206 BR Lined Black Early Emblem	£111.50
372-310	Merchant Navy Class #35024 'East Asiatic Company' BR Blue E/E	£127.95
372-311	Merchant Navy Class 35023 Holland-Afrika Line	£127.95
372-312	Merchant Navy Class #35028 'Clan Line' BR Green Late Crest	£127.95
372-313	Merchant Navy Class 35021 New Zealand Line	£127.95
372-330	BR Standard Class 3MT Tank #82028 BR Black L/C - Weathered	£101.96
372-331	BR Standard Class 3MT Tank #82020 BR Plain Green Late Crest	£93.46
372-385	Class A2 'AH Peppercorn' #525 LNER Apple Green	£127.95
372-386	Class A2 'Bachelors Button' #60537 BR Brunswick Green E/E	£135.96
372-387	Class A2 60527 'Sun Chariot' BR Lined Green Late Crest	£135.96
372-388	Class A2 'Blue Peter' #60532 BR Lined Green Late Crest	£135.96
372-536	Class 4MT Tank #80119 BR Lined Black Late Crest	£97.71
372-578	Rebuilt Royal Scot 'Royal Scot' #6100 LMS Crimson (Preserved)	£118.96
372-579	Rebuilt Royal Scot 'Royal Ulster Rifleman' #46122 BR Green Late Crest - Heavily Weathered	£127.46
372-625	Ivatt Class 2MT #66521 BR Lined Green Late Crest	£95.50
372-626	Ivatt Class 2MT BR Lined Black E/E Locomotive 46440	£95.50
372-653	BR Standard Class 4MT #76079 BR Lined Black Early Emblem	£103.95
372-725	BR Standard Class 5MT 73068 BR Lined Grn Late BRIC Tender	£103.50
372-930	N Class 2-6-0 #1406 SR Olive Green Slope-sided Tender	£99.95
372-931	N Class 2-6-0 #31844 BR Black Early Emblem	£99.95
372-932	N Class 2-6-0 #31811 BR Black Late Crest	£99.95
372-933	N Scale N Class 2-6-0 810 SWCR Grey	£99.95

RAILS BLACK LMS LIMITED EDITIONS

31-999Y	LMS Twins Wooden Box Set containing 10000 & 10001 in Black/Chrome	£299.99
31-999X	LMS Twin Loco 10001 in BR Black with Chrome trimmings and no emblem	£134.99

UK POSTAL RATES: £4.00 (1st Class), £4.50 (1st Class Recorded), Special Delivery £8.50 next day delivery inc Saturdays by 1:00pm (orders must be placed before 2:00pm on date of despatch), £7.50 per parcel over 2kg sent via ParcelForce courier for next day delivery inc Saturdays (orders must be placed before 3:00pm on date of despatch). This excludes post codes: IV, HS, KA27-28, KW, ZE, PA20-78, PH17-50, BT, IM, TR21-25, JE-GY and PO31-41 which will be charged at £12.

WORLDWIDE POSTAL RATES: Postage charged at cost sent via Royal Mail Airmail under 2kg, ParcelForce over 2kg. (Air sure and international signed for available on request). Non EEC countries are VAT deductible.

New releases may be booked in advance. All mail order or telephone orders despatched immediately with an immediate refund or follow-on option on 'Out of Stock' items. Please advise with your order.

All goods are either in stock or on order.

By Car: From M1 South, Junction 29, follow A617 to Chesterfield then A61 to Sheffield. From M1 North, Junction 33, follow Parkway then A61 Chesterfield Road.

By Bus: From Midland Station/Transport Interchange catch No 53 (Lowdges) bus to Albert Road (approximately 2 miles).

PRICE PROMISE

We guarantee the price of our forthcoming releases for Locomotives, coaches and wagons to be at least 10-25% less than the RRP at the time of release. We also offer large discounts on many of our railway accessory ranges.

We continually monitor other retailers to ensure that our prices are always competitive.

JUST LOOK FOR THE

Colour coding:

No DCC
DCC READY

DCC Fitted/Sound

PLEASE NOTE:

All items currently in stock are despatched immediately.

Forthcoming releases will be despatched immediately upon release.

If your order contains both current items and forthcoming releases then these will be despatched separately and subject to separate delivery charges.



DAPOL AT BARGAIN PRICES

N GAUGE OO GAUGE O GAUGE

GOLD STAR STOCKISTS

FULL RANGE STOCKED

Call us or see our website for more details and bargain prices

ESU Loksound AT BARGAIN PRICES

V4.0 Steam Sound	Classes A4 Pacific, A1/A2 Pacific, A1 Pacific 'Tornado'	£94.50
Decoder with Speaker	GWR Pannier 57xx, GWR Manor 78xx, BR/LMS Mogul, 4MT Tank, Jubilee, BR/LMS Fairburn, Ivatt Class 4, 3F Jinty, Bulleid Pacific	
V4.0 Diesel Sound	Classes 03/08/20/24/25/31/37/40/43 HST/44/45	£94.50
Decoder with Speaker	47/50/52/55/57/66/67/108 DMU/158 Sprinter	
DCCSFIT	Fitting service for all OO gauge Steam Classes	£25.00
DCCDIFT	Fitting service for all OO gauge Diesel Classes	£20.00

All sound decoders are available with either 8 or 21 pin connectors, several of the steam decoders are suitable for use in other locomotives. See our website for more details.

50010	ECosBoost ext Booster 4A DCC/MOT/SX/mfx	£197.50
50011	ECosBoost ext Booster 8A DCC/MOT/SX/mfx	£369.50
50095	ECosDetector Extension Module - 32 outputs	£42.50
50200	ECosCommand Station (2nd Gen) 15-21V & Colour Touchpad	£499.99
50300	Navigator Digital System Wireless IR Handset & Base Station	£258.50

DECODER FITTING SERVICES

DCCFIT6	DCC Decoder fitting service for N gauge 6 pin DCC Ready locomotives	£29.50
DCCFIT8	DCC Decoder fitting service for OO gauge 8 pin DCC Ready locomotives	£29.50
DCCFIT21	DCC Decoder fitting service for OO gauge 21 pin DCC Ready locomotives	£29.50

The charges for our fitting services are inclusive of the cost of the decoder which will either be a Hornby 4 or Bachmann 3 function decoder chosen at our discretion.

HELJAN AT BARGAIN PRICES

OO GAUGE O GAUGE

FULL RANGE STOCKED

Call us or see our website for more details and bargain prices

9000	Metropolitan Bo-Bo Electric 17 in Metropolitan livery	£107.00
9001	Metropolitan Bo-Bo Electric 9 John Milton	£107.00
9002	Metropolitan Bo-Bo Electric 1 in Wartime grey	£107.00
9003	Metropolitan Bo-Bo Electric 8 "Sherlock Holmes"	£107.00
9004	Metropolitan Bo-Bo Electric 5 "John Hampden" in London Transport livery	£107.00

PHONE/ORDER HOTLINE

(0114) 2551436

Open 9:00am - 5:00pm

24 Hr Answerphone service for orders



GAUGEMASTER AT BARGAIN PRICES

DCD-ADS8FX	DCC Concepts DCD-ADS8FX COBALT Solenoid Accessory Decoder (8 output)	£64.00
DCD-ADS2FX	DCC Concepts DCD-ADS2FX COBALT Solenoid Accessory Decoder (2 output)	£16.95
DCC01	Prodigy Express Package	£119.95
DCC02	Prodigy Advance Package	£209.50
DCC03	Prodigy Advance 2 Wireless Starter Set	£359.50
DCC13	Prodigy Advance 2 Wireless Walkaround	£149.50
DCC14	Prodigy Advance 2 Backlit Walkaround	£99.00
DCC23	6 Pin N Gauge Plug-in Decoder	£21.00
DCC27	OMNI 21 & 8 Pin Decoder	£15.95
DCC30	Accessory Decoder	£46.75
DCC40	Auto Reverse Module	£31.50
DCC51	Prodigy Wireless Conversion Set	£199.50
DCC55	Prodigy Advance Wired Computer Interface Cable	£43.50
Model D	Twin Track Controller	£67.50
Model Q	Four Track Controller	£124.50
PM1	Point Motor with Accessory Switch	£4.25
PM2	Point Motor	£3.50
PM4	Point Motor Self Latching with Switch	£4.95
100M	Single Power Controller	£67.95

PECO AT BARGAIN PRICES

FULL RANGE STOCKED

All Gauges Track and Accessories

Call us or see our website for more details and bargain prices

DJ MODELS AT BARGAIN PRICES

Advance Orders Now Being Taken

for the new DJ Models Range

Call us or see our website for more details and bargain prices

DAPOL AT BARGAIN PRICES

Dapol 'O' Gauge Terrier

7S-010-004 Terrier A1X LBSC Improved Green Thames £199.95

Gift Vouchers

Stuck for a Christmas gift idea?
 Why not treat someone to a
 Rails of Sheffield Gift Voucher.
 Purchase by phone or through our website.




Advent Calendar

Look out for our Daily Advent offers
 1st December through to 24th December.
 Fantastic offers, great savings,
 something different everyday.

ALSO STOCKED AT BARGAIN PRICES

In addition to full ranges from all the manufacturers featured here we also offer full ranges from:



and many more. If you can't find the product you are looking for on our website then please contact us and we can order it in for you.
 Check out our  stores to see what discontinued and rare items we have on offer and for your chance to pick up a second-hand bargain today.

Visit: <http://stores.ebay.co.uk/Rails-Of-Sheffield>

Visit: <http://stores.ebay.co.uk/The-Rails-of-Sheffield-Vault>

MODEL RAILWAYS BUY - SELL - EXCHANGE ANY GAUGE ANY AGE TOP PRICES PAID

www.railsofsheffield.com

OFFICIAL HORNBY
COLLECTORS CENTRE

Est 1975

FOR MORE SPECIAL OFFERS AND UP TO THE
MINUTE RELEASES VISIT OUR WEBSITE

TELEPHONE/ORDER
HOTLINE

(0114) 2551436

Open 9:00 am - 5:00 pm
24 Hr Answerphone service for orders



RAILS OF SHEFFIELD

SHOP OPENING HOURS:

9:30 am - 5:00 pm

Monday - Saturday

Free parking outside the door!

WANTED

CASH OR PART EXCHANGE

We urgently require collections of any size featuring products from the following manufacturers:



We are always on the lookout for all types of kit built models including Pro-Scale, Nu-Cast, Golden Age Models, Silver Fox Models, Comet Models, David Andrews and Japanese/Korean Brass in addition to all manufacturers above.

Please do contact us if you are at all unsure as to whether we would be interested in your collection.

We value your used models very highly and will pay top prices for all items offered.

We provide a fast, professional and friendly service from our family run business.

Distance is no object and anything is considered.

Please telephone us on 01142 551436, email secondhand@railsofsheffield.com, fax us on 01142 555982 or post your lists to the address at the bottom of the page, all enquiries answered.

RAILS OF SHEFFIELD, 21/29 CHESTERFIELD ROAD, SHEFFIELD, S8 0RL. TEL(0114) 255 1436, 8 LINES. FAX (0114) 255 5982
PHONE/FAX/24 HR ANSWERPHONE FOR ORDERS OUTSIDE SHOP HOURS. EMAIL: info@railsofsheffield.com WEBSITE: <https://railsofsheffield.com> (E & OE)

The ultimate online marketplace

**FREE
TO
REGISTER!**



ARE YOU BUYING?

- 1000s of products available to buy
- Search for everything from hard-to-find accessories to brand new locomotives
- Includes major brands like Hornby, Bachmann, Dapol...
- ...plus more specialist brands to offer the ultimate one-stop-shop!
- Used by private sellers and reputable retailers

OR, ARE YOU SELLING?

- Sell your unwanted products via 'Buy it Now' or 'Auction'
- Easy to list products with up to six images
- Free to list items worth under £30



PLUS WE DON'T TAKE ANY OF
THE FINAL SALE PRICE!

www.rmweb-buyandsell.co.uk

EASY 5 STEP PROCESS



1. Contact us with your list of items.
(email, post, or phone)



2. Our experts review your list & make a valuation.



3. Either send us your items or we arrange collection.



4. We check them & confirm the offer then make payment to you.
(cash, bank transfer, cheque or store credit*)

*We are able to offer a higher valuation if you choose store credit

Some examples of what we've purchased before . . .



Hornby Streamlined Coronation 4-6-2



Bachmann Limited Edition Class 20



Wrenn LNER Class A4 4-6-2

Phone opening times

Mon to Fri **7am-8:30pm**

Sat **7am-6pm**

Sun **9am-5pm**

0151 733 3655

preowned@ehattons.com

WE PURCHASE ALL



Electrotren



TODAY

and locos & rolling stock

ehattons.com/preowned
preowned@ehattons.com



WHY CHOOSE HATTON'S?

Over 65 years of experience
Offering you the best prices in the industry
Valuations made by experts
Free quotes with no obligation to trade
We can collect
No collection too big or too small
Fast, secure payment
Store credit available



Kit-built LNWR Claughton 4-6-0



Corgi, EFE & Oxford Diecast



Coaches, Rolling stock & Accessories

... all available to buy online at ehattons.com/latestpreowned

BRANDS, INCLUDING



Shop opening times

Mon to Sat 9am-5pm

Sun 10am-4pm

364-368 Smithdown Road
Liverpool, L15 5AN

RETAILERS & MANUFACTURERS

MARCWAY

51 YEARS

POINTWORK RENOWN FOR QUALITY

Ranges available in gauges 1, O, SM32, OO, EM, HO 0-16.5. All are ready to run and spray finished. SAE or phone for leaflet


Custom Pointwork

We construct custom pointwork & junctions in any gauge to your required specifications. All gauges from G to O09 including Dual Gauge & American O & Narrow Gauges.

PHONE MARC ON 01709 542951 (not always manned)

TECHNICAL & CUSTOM POINTWORK

NEW MARCWAY Gauge O Flexible Track



Beautifully proportioned to capture trackwork of the British steam era.

Box of 10 yards (available individually).....£75.00

MARCWAY O Gauge Pointwork

Handcrafted with code 125 bullhead nickel silver rail matching Marcway, Peco and C & L O gauge track. Built as per our ready to run pointwork ranges with live frogs, are self isolating and rail built throughout with no cast or moulded parts. Extensive standard range including 4 ways, slips, crossings, curve points etc. L & R point start at £43.95.

Introduction offer 4x72" or 48" points £159.00

MARCWAY OO & EM Pointwork

Handcrafted in either OO or EM gauges with code 75 nickel silver Bullhead rail and to match to SMP Scaleway track. The OO range are built to take Hornby, Bachmann, Lima as well as finescale wheel standards. EM are set to the normal fine settings. Range includes slips, 3 ways, curve points etc. Construction & finish as per O. Prices start at £25.50 for L or R.

Introductory offer 4 x Lor R, hand 36" or 48" points for £90.00

MARCWAY POINT LEVERS

PLN Point Lever with built in omega spring N/T/Fine.....£3.99
PLS Point Lever with built in omega spring OO/EM.....£3.99
PLL Point Lever with built in omega spring O Gauge.....£3.99

SCALEWAY TRACK BY MARCWAY

Code 75 Bullhead plastic based flexible track - beautifully proportioned to capture trackwork of the British steam era. The appearance of these tracks is very similar to the O gauge shown above.

S	J Scaleway 00 Nickel Silver Track Box of 10 yards.....	£43.00
M	K Scaleway 00 Phosphor Bronze Track Box of 10 yards.....	£43.00
P	L Scaleway EM Nickel Silver Track Box of 10 yards.....	£43.00
	M Scaleway EM Phosphor Bronze Track Box of 10 yards.....	£43.00
	Also available P4 18.88" x 19.33".....	£47.00
	O Scaleway O Nickel Silver (125BH) Track box of 10 yards.....	£75.00

MARCWAY TRACK MATERIALS

For all gauges: Rails, sleeper strips, cut sleepers, track gauges, point levers & motors, switches, planners, metal track templates, point kits, frog units etc

MARCWAY Rails

All in 6 yard (915mm) packs	
Code 200 nickel silver bullhead rail (G1 SM32 & 0c.s.).....	£20.50
Code 200 brass bullhead rail (G1 SM32 & 0c.s.).....	£18.00
Code 200 nickel silver rail (Peco type G1, SM32 etc.....	£20.50
Code 140FB nickel silver flatbottom rail O USA & Modern Image.....	£11.50
Code 140FB nickel silver flatbottom rail O USA & Modern Image.....	£11.50
Code 100FB nickel silver flatbottom rail O-16.5 & Peco 00/H.....	£9.75
Code 125BH nickel silver bullhead rail O gauge correct section.....	£10.50
Code 82FB nickel silver rail flatbottom O0/HO & USA narrow gauge etc (in 6 metres).....	£7.50
Code 75FB nickel silver flatbottom rail O0/HO fine & Peco fine.....	£7.50
Code 75FB nickel silver bullhead rail O0 & EM fine & SMP 10 yds.....	£10.00
Code 75BH phosphor bronze bullhead rail O0/EM, SMP 10 yds.....	£10.00
Code 40BH nickel silver bullhead rail N fine.....	£8.95

MARCWAY PCB Sleeper Strip

All in 18' packs to 1.6mm thick (Glass F)	
12mm wide x 1.6mm thick 1/16" (G & 16mm scales).....	£13.50
9mm wide x 1.6mm thick 1/16" (Gauge 1 & SM32).....	£11.50
7mm wide x 1.6mm thick 1/16" (O Gauge).....	£9.50
6mm wide x 1.6mm thick 1/16" (O Gauge standard/fine).....	£9.50
5mm wide x 1.6mm thick 1/16" (O Gauge USA & O-16.5).....	£9.50
3.75mm wide x 1.6mm thick 1/16" (OO & EM).....	£9.50
4mm wide x 1.6mm thick 1/16" (OO, EM, S etc).....	£9.50
3mm wide x 1.6mm thick 1/16" (OO/HO, TT/HOM).....	£9.50
2mm wide x 1.6mm thick 1/16" (N Gauge).....	£7.50
2.5mm wide x 1.6mm thick 1/16" (HO American).....	£9.50
4mm wide x 1.2mm thick SMP (OO & EM).....	£9.50
3mm wide x 1.2mm thick SMP (HO, TT, HOM, O09).....	£9.50
3mm wide x 1.2mm thick SMP 25 packs 450 feet.....	£150.00

NEW OBSOLETE HORNBY

As well as current range we carry vast selection of new obsolete locos, rolling stock, Skaledale etc. Please phone for details or visit our small listing website www.marcway.net

POSTAGE EXTRA AT COST

MARCWAY

0114 2449170

SCALE MODELS



VISIT OUR SPACIOUS SHOP - 1200sq ft Sales Area • SHOP OPEN 10am-5pm 6 days a week

Phone, Fax or Post your order. marcway.net has full Marcway Pointwork list HORNBY & SCALEXTRIC MAIN AGENTS Peco - Farish - Gaugemaster - Bachmann etc. Sets, Train Packs, Locos & Rolling Stock, Track Controls & Accessories etc. Also modelers tools, airbrushes, paints, plastic, metal and wood section and sheet. Secondhand equipment bought and sold. Best selection combined with helpful & friendly service - Free technical advice by phone or in store.

598-600 ATTERCLIFFE RD, SHEFFIELD S9 3QS

SITUATED 2 MILES FROM M1 JUNC 34 (Meadowhall Exit) 200yds from Attercliffe Tram Stop

NO CRAFTSMAN BUILT IN OUR WORKSHOP

ADVERTISERS INDEX

3mm Scale Model Railways.....	145	Modelmania.....	143
4Ground Limited.....	31	Modratec.....	144
4Track Models Limited.....	149	Monk Bar Model Shop Ltd.....	143
A C Models.....	149	Morley Controllers Limited.....	136 & 144
Addlestone Models.....	145	Morris Models.....	143
AGR Model Railway Store.....	132	Mr Malcolm Townsend.....	116
All Components.....	133	New Modellers Shop Limited.....	57
Alphagraphix.....	142	Nick Tozer.....	158
Alton Model Centre.....	139	Olivia's Trains & Models.....	137
Anoraks Anonymous.....	148	Oxford Diecast Ltd.....	95
Aspire Gifts & Models.....	142	P & D Marsh.....	144
Bachmann Europe Plc.....	2	Parkside Dundas.....	158
Bagnall Locomotive Group.....	141	Peedie Models.....	143
Barry Jones.....	145	Pems Butler Limited.....	128
Barry Stockton.....	116	Pennine Models.....	119 & 135
Bill Hudson Transport Books.....	160	Peters Spares Model Railways Ltd.....	138
Blackwells Of Hawkwell.....	145	Phoenix Precision Paints.....	158
Book Law Publications.....	131	Platform Models Ltd.....	143
Bournemouth Model Railway Cent.....	134	Pooles Puffers.....	143
Branchlines.....	141	Puffers Model Products.....	144
Brewsters Limited.....	158	Quainton Road Models.....	146
Buffers Model Railways Ltd.....	143	Quality Cork Supplies.....	142
C & L Finescale Modelling Ltd.....	134	Rails Of Sheffield.....	152-154
C & M Models.....	141	Rapido Trains Inc.....	123
Chester Model Centre.....	125	RAY HEARD.....	116
Church Street Models.....	139	Recreation 21.....	145
Connoisseur Models.....	160	Redcar Models & Hobbies.....	144
Crafty Hobbies.....	141	Rhuddlan Models.....	144
Dapol Limited.....	163	Ron Lines.....	142
DB Models.....	126	Roxey Mouldings.....	160
DCC Concepts Pty Ltd.....	6	Sawyer Models.....	138
DCC Supplies Ltd.....	128	Scale Model Scenery Ltd.....	142
Derek's Transport Books.....	146	Scalascenes.com.....	142
Digitrains Limited.....	48	Shawplan Model Products.....	48
Durham Trains Of Stanley.....	160	South Eastern Finecast.....	142
Easy Build Coach & DMU Kits.....	134	South West Digital.....	138
Edward James Collectables.....	133	Southern Region Models.....	149
Ellis Clark Trains.....	48	Specialist Crafts Ltd.....	130
Expo Drills And Tools.....	8 & 9	Springside Models.....	139
Express Models.....	139	Squires Model & Craft Tools.....	117
Finescalebrass (UK) LTD.....	130	Srp Fairs.....	116
Flair Wholesale Limited.....	139	Stevenson Carriages & Millholme Models.....	144
Footplate.....	146	Stoneybridge Structures.....	140
Fox Transfers Ltd.....	132	Strawberry Line Railway.....	160
Frizinghall Models & Railways.....	134	Street Level Models.....	140
Gateshead Toy Fair.....	116	Sunningwell Command Control Ltd.....	160
Gaugemaster Com.....	10 & 11	Taunton Controls Ltd.....	142
Gee Dee Models.....	143	Tennants Trains.....	144
Geoff Gamble Books.....	160	The Airbrush Company Limited.....	127
GFB Designs (Sig-na Trak).....	135	The Gas Cupboard.....	140
Gilbow (Holdings) Ltd.....	63	The Hereford Model Centre.....	129
Golden Valley Hobbies Limited.....	141	The Hobby Box Limited.....	145
Graphic Air Systems.....	136	The Hobby Goblin.....	144
Great Eastern Toys And Models.....	119 & 145	The Hobby Shop.....	140
Grimy Times.....	136	The Lancashire & Yorkshire Railway Soc.....	138
H. & A. Models.....	144	The Model Shop.....	144
Harburn Hobbies.....	137	The Model Shop (Exeter).....	144
Hastington Models.....	145	The Model Tree Shop.....	132
Hatton's Model Railways.....	14-21 & 156-157 & 164	The Toy Box.....	140
Heathcote Electronics.....	137	Timber Tracks.....	145
Horley Book & Model Shop.....	145	TMC Custom Fimish Locomotives.....	150
Howard Scenic Supplies.....	160	Tony Oakes.....	116
Invertrain Model Railways.....	146	Topp Trains.....	158
Isinglass Models.....	145	Tower Models.....	3
Items Mail Order Ltd.....	145	Townstreet.....	140
Jack The Station Cat Limited.....	145	Train Times Model Shop.....	144
Jacksons Models.....	145	Trains 4U.....	140
Joe Lock.....	116	Trainstop.....	160
John Ayrey Die Casts Ltd.....	125	Train Tech.....	135 & 149
John Dutfield.....	158	Tri-angman.....	144
Judith Edge.....	145	Trident Trains Model Shop.....	146
Keen Systems.....	142	Tutbury Models.....	146
Kernow Model Rail Centre Ltd.....	133	Union Mills Models.....	141
KS Laser Designs Ltd.....	147	Upstairs Downstairs.....	146
Kyteslights.....	48	Vecitis.....	119 & 160
Langley Miniature Models.....	146	Viking Optical.....	137
Linda Tinker Railway Books.....	145	Waddell's Models.....	144
Lionheart Trains.....	117	Waltons Of Altrincham.....	160
Liskeard Railway Models.....	119	White Rose Modelworks.....	97
Locomotion.....	31	York Model Railway.....	146
Lord And Butler.....	141	York Modelmaking And Display Limited.....	140
Mad About Trains.....	141	Modellers Mecca Limited.....	139
Malc's Models.....	145		
Mankim Models.....	158		
Marcway Scale Models.....	159		
Master Piece Figures.....	144		
Megapoint Controllers.....	126		
Metcalf Models & Toys Limited.....	12 & 13		
Mid Hants Railway.....	141		
Middleton Press.....	158		
Millenium Models.....	160		
Model Market Limited.....	144		
Model Masters.....	48		
Model Railway Developments.....	160		
Model Rail Solutions.....	119		
Modellers Mecca Limited.....	136		

PROFESSIONAL POINTMAKERS FOR FIFTY ONE YEARS - GAUGES 1, O, FINE & COARSE SCALES SM32, OO, EM, NARROW GAUGES ETC. - SAE OR TELEPHONE FOR LEAFLET -

BILL HUDSON BOOKS

Please visit our totally revamped site.
Now with secure online ordering!

www.billhudsontransportbooks.co.uk

Tel/Fax: 01629 580797

Please visit: Matlock Station, Station Yard, Matlock DE4 3NA

HOWARD SCENIC SUPPLIES

www.howardscenicsupplies.co.uk

Email: sales@howardscenicsupplies.co.uk Tel: 01206 385409

NOCH **ANCORTON MODELS** **SUPERQUICK** **FALLER** **Preiser** **Heki**

Adhesives, Backscenes, Ballast, Buildings, Cork, Figures, Fencing, Groundcover, Modelling Materials, Plants, Roads, Trees & Bushes, Walling & More!

CONNOISSEUR MODELS

0 Gauge Etched Locomotive, Wagon & Carriage Kits
Website & On Line Catalogue

www.jimmcgeown.com

or Send 2nd Class Address Label For Free Printed Catalogue
1 Newton Cottages, Nr Weobley, Herefordshire HR4 8QX

GEOFF GAMBLE BOOKS

Railway book specialist covering UK and overseas prototypes, also modelling, bus, tram and shipping books. Book searches a pleasure. Many books POST FREE.

Visit <http://www.geoffgamblebooks.co.uk>

for further details. On-line ordering on

www.rail-books.co.uk Tel: 01293 406137

roxeymouldings.co.uk

Your website for finescale locomotive, carriage and wagon kits in 00 and 0 gauges. A wide range of accessories in stock from Slater's, Markits, Romford, Alan Gibson and our own etched detail frets. Motors from Mashima and Tenshodo with gears and gearboxes from Markits and Roxey. Markits 00 rolling stock wheels and our own turned steel wheels for 0 gauge. Ixion 0 gauge ready to run locos. For Exhibition sales only, we stock solder, flux and Precision Paints.



58 Dudley Road, Walton-on-Thames, Surrey KT12 2JU

Tel: 01932 245439



Millennium Models

Hornby, Bachmann, Peco and more.

New and Secondhand stock

Jarvis, Dapol, Metcalfe, Corgi, Oxford

67 Queen Street, Morley, Leeds LS27 8EB

Tel: 0113 2189286 www.millennium-models.co.uk

DURHAM TRAINS OF STANLEY

MORE THAN JUST A MODEL SHOP

WE STOCK ALL MAJOR BRITISH OUTLINE ROLLING STOCK AND SCENICS AS WELL AS OXFORD DIECAST. WE ALSO OFFER A CHIP FITTING SERVICE RTO READY AND HOME DCC READY LOCOS AND SERVICE MOST MAKES OF LOCOS. JUST CLICK ON OUR WEBSITE FOR MORE INFORMATION. WE ALSO HAVE OVER 3000 ITEMS FOR SALE ONLINE.

6 STATION ROAD, STANLEY, CO. DURHAM, DH8 0JL

SHOP OPEN MON-TUES-FRI-SAT OPEN 0930-1700 • THURS 1100-1900 • CLOSED WEDNESDAY AND SUNDAY

TEL: 01207 232545 • www.durhamtrainsofstanley.co.uk • email: sales@durhamtrainsofstanley.co.uk

Strawberry Line Miniature Railway

The Strawberry Line Miniature Railway now features the only gravitational hump yard in the world in miniature railways.

Now Open: Country Park Models

Email: info@strawberryminirail.co.uk • Phone: 0117 9860124 • Mobile: 07960 151286
Britannia House, Avon Valley Country Park, Pixash Lane, Keynsham, Bristol, BS31 1TS



Always looking to bring you the best in
Digital Command Control systems and support

For further details please send a SAE to:

SCC Ltd. PO Box 381, Abingdon SO, OX13 6YB Tel: 01865 730455

Or visit our website at: www.scc4dcc.co.uk Email: info@scc4dcc.co.uk



Vectis
AUCTIONS LTD
COLLECTABLE TOY SPECIALISTS



VISIT THE VECTIS WEBSITE

You will find listings of all our Train auctions from 1999, including all prices realised for any train we've sold over the past decade.

WWW.VECTIS.CO.UK

WALTONSMODELS.CO.UK

Where Will Your Hobby Take You Today?

Figures from £5.20

Hornby DCC NMRA decoder only £13.75

Crosfield Chemicals
Limited Edition
3 x Wagons
£29.95



info@waltonsmodels.co.uk 0161 928 5940

30 Stamford Street, Altrincham, Cheshire, WA14 1EY



NEW Turntable Mechanism

Electro-mechanical indexing (as shown) ensures accurate positioning.

Speed control and direction.

Use alone or DCC.

www.emardee.org.uk



Good old fashioned Model Railway Shop
10 High St, Knighton, Powys LD7 1EY

01547
520673

www.Trainstop.co.uk

sales@trainstop.co.uk

Large range of new and old new stock. Check our website or visit our shop.

FOR SALE

**ALL RUSSIAN HO
MODEL'S**, trains,
car's, buildings. Many
handmade too. Catalogue
free. Kondratiev, PB780,
Petersbourg, RUS 199155.
Email: petrocon@yandex.ru

HORNBY R3115 'EXETER'
unrebuilt West Country,
BR Green, perfect new
boxed used £159. Hornby
R2260 'Manston', BoB, BR
late Green, mint boxed
limited edition, £195.
Hornby 'Haileybury' schools
BR lined black, new from
set, perfect £89. Hornby
R2582 'Sir Harry Lefisellake'
King Arthur BR-Green,
mint boxed, £95. Tel: 01425
476338 Hants/Dorset

HORNBY R074 41
Squadron £55 R154 Sir
Dinadin £45 R257 Dover

£55 R077 Mallard £45 R862
M7 £50 R852 Ivatt New £75
R080 Princess Elizabeth £90
R063 Britannia £60 R533
St Lawrence £70 R2039
Cheltenham £70 Beatties
501 Squadron Very Rare
£175 Westminster £70. All
plus P&P. Tel: 07929 978851

LARGE SECTIONAL LAYOUT with control operating area, 17 x remotely operating points, 8 x sidings passing loops, lift out sections £175 ono. 5 inch Canadian Pacific large yellow Bo Bo shunter with 4 x traction motors superb build £1,500 ono. For more details phone 0121 353 1948

GAUGEMASTER 100M
analogue controller suitable
for '0' gauge (3amp) little
used £40 (£84 retail) Tel:
01934 253312

WANTED

REGISTERED CHILDRENS CHARITY 295732 require donations, trains sets, trucks, locomotives, ancillary equipment. Also cars, buses, postcards, stamps, coins, bank notes – English, foreign holiday change. Toy dolls to sell on our charity stalls. Send to Mr W E Cornish, 70 Downham Gdns, Tamerton Foliot, Plymouth PL5 4QF. Tel: 01752 701934 Devon

RAILWAY RELICS
WANTED, Loco plates,
 Station signs, posters,
 clocks, lamps, signal items,
 all types of Railwayana,
 good prices paid and
 collection. Tel: 01246
 569263 Chesterfield

**WANTED AIRFIX TRIAN
CONTROL UNIT** and chips
must be in good working
order and have it's box and
all four hand sets or some
hand sets chip as well. Will
swap for LNER BI Black
loco and also black J72.
All in good order, also Teak
coaches as well.
Tel: 01623 647992
Notts.

HORNBY R4231 STANIOR
period 3 corridor/3rd LMS
maroon (1637). R4233A
Stanior parcel van LMS
maroon (31109) also
R2985 Duchess at Carlisle
train pack. R2199 Train
pack or any LMS Maroon
Coronation coaches.
Tel: 0121 353 1948 West
Midlands.

FREE

THERE'S NO CATCH, YOU CAN SELL, SEEK OR SWAP ABSOLUTELY FREE WITH OUR UNIQUE SERVICE. PLEASE READ THE CONDITIONS AND SEND YOUR COMPLETED FORM TO: BRITISH RAILWAY MODELLING CLASSIFIED DEPT, WARNERS GROUP PUBLICATIONS PLC., THE MALTINGS, WEST STREET, BOURNE, Lincs. PE10 9PH

CONDITIONS AND ACCEPTANCE

- 1 Your full name and address must be supplied for your advertisement to appear.
- 2 Advertisements will only be accepted from private sources. No trade advertisements will be accepted.
- 3 It is the responsibility of the reader that the form is filled out correctly.
- 4 Ensure that your advert is no more than 50 words including your location & telephone number.

- 5 The publishers accept no responsibility for the accuracy of the advertisements and reserve the
right to place the advertisements in the next available issue.
- 6 Goods over £500 will not be accepted.
- 7 The publishers accept no responsibility for transactions occurring from advertisements published.
- 8 Any orders received cannot be amended or cancelled.
- 9 No mobile telephone numbers will be accepted

PLEASE TICK THE APPROPRIATE BOX

FOR SALE

WANTED

EXCHANGE

Name _____

Address _____

—Telephone



Telephone								
		Tel (STD Code)	Number	County	Photocopies will be accepted			

TAIL LAMP



Recently I was invited to dinner by a friend who - I suspect - took pity on me as he knew my wife was on the other side of the world visiting relations while I stayed at home to feed the cat!

I also suspect that I was invited to make up the numbers because on arrival I found myself seated next to a very attractive young lady who had recently moved into the area and worked with my host's wife. There were eight of us around the table and as the conversation moved from one topic to the next and the wine flowed I was asked by 'mine host' how I enjoyed being a temporary bachelor.

I replied that I was slowly working through a list of jobs left for me by my wife but added that I had also been able to spend time working on my model railway. On hearing this the attractive dinner guest turned to me and exclaimed that she did not think that I looked like a 'trainspotter'. I resisted the temptation to ask her what she thought one looked like and instead explained to her the differences between someone interested in model railways and someone who registers the movement of locomotives and trains.

I then went on to describe the many aspects of modelling railways, stressing how this multi-faceted and amazingly creative pastime was enjoyed by many, no matter what their background or demographic. Having had the various aspects of the hobby explained to her, my young friend apologised and said that she was amazed that such a hobby and those who enjoyed it should be so misrepresented.

It was not the first time that I have had to defend my interest in model railways and I know I am not alone in doing so but why should I have to? Do those who spend hours on riverbanks hoping to catch a fish, and having done so put it straight back, have their hobby derided? Or what about those who spend hours on a sailing boat getting nowhere fast? Of course they don't so why do we? Why does

our interest create so much negative comment and ridicule? Why does it seem that when those who make TV dramas are writing for a loner or an 'oddball' they often seem to portray such characters as model railway enthusiasts?

Could it be that the fault lies with us? We are not very good at marketing our interest to those outside of the hobby. There are some high-profile model railway enthusiasts in the world of entertainment. Although they have no reservations about commenting on their interest they are

understandably reticent about actively promoting the hobby to a broader audience, which in the circumstances is understandable.

We have a very active model press and some well-known and established model railway producers - one of which is a household name - so why do these businesses not do more to raise the profile of the hobby? Should they not be marketing model railways to a much wider audience as something that is an incredibly rewarding and satisfying hobby?

Surely it has to be in their interest.

The simple answer is that they seem quite happy to just plod along as they always have done, not worrying about changing the general public's perception of modelling railways or even trying to make the hobby more credible to the uninitiated.

It seems that those involved with the promotion of model railways, especially the manufacturers, wish only to cater for 'the converted' by continuing to produce more and more models but not attempting to expand the market.

What they fail to understand is that the market is slowly but surely shrinking - fact! In short unless we change the general public's perception of the hobby and make it more appealing by broadening the interest base there could be no UK model railway industry to speak of in 20 years time and probably a decade after that, no hobby. **BRM**

BRM's industry voice calls for a coordinated effort to overcome ingrained prejudices against our hobby and broaden its appeal to the general public.

dapol

model railway company

Tel: 01691 774455

Fax: 01691 778866

e-mail: sales@dapol.co.uk

www.dapol.co.uk

Dapol Limited, Gledrid Industrial Park, Chirk, Wrexham, LL14 5DG

'N' releases in November

A4



2S-008-002 - A4 Sir Nigel Gresley LNER Blue Dbl Chmny 4498

2S-008-002D - A4 Sir Nigel Gresley LNER Blue Dbl Chmny 4498 DCC

Also released this month include;

2D-021-003 - Class 156 Central Trains Express Livery 156403

2P-003-001 - B Set Coach Twin Pack BR W6936W & W6937W

2F-071-030 - 7 Plank - BR P238835

2F-071-031 - 7 Plank - BR P238835 Weathered

'OO' releases in November

Class 73



4D-006-000 - Class 73 Airtour Suisse 73102 Intercity

4D-006-001 - Class 73 73105 Large Blue Logo

4D-006-002 - Class 73 73124 BR Blue

4D-006-003 - Class 73 73135 BR Blue

4D-006-004 - Class 73 E6003 SR Green with Light Grey Lower Panels

4D-006-005 - Class 73 E6039 Early Blue with SYP and Double Arrow Logo

4D-006-006 - Class 73 73138 'Dutch' Yellow and Grey Civil Engineers

4D-006-007 - Class 73 73206 'Lisa' GB Rail Freight Blue / Yellow

Also released this month include;

4F-046-001 - IKA Megafret Twin Pack Weathered + 2 x 45' Containers

4F-016-102 - Banana Van - Geest B882120

4F-016-103 - Banana Van - Geest B882120 Weathered

4F-051-041 - 5 Plank - SR 27344

4F-051-042 - 5 Plank - SR 27344 Weathered

4F-080-116 - 8 Plank - Laporte 57

4F-080-117 - 8 Plank - Laporte 57 Weathered

4F-090-104 - 9 Plank - Gas Light & Coke 763

4D-090-105 - 9 Plank - Gas Light & Coke 763 Weathered

4P-010-039 - 57FT Stanier Non Corridor Comp LMS Maroon Lined 19185

4P-010-040 - 57FT Stanier Non Corridor Brake 3RD LMS Maroon Lined 25266

C097D - 57FT Stanier Non Corridor Comp LMS Maroon Lined 19185

C098D - 57FT Stanier Non Corridor Brake 3RD LMS Maroon Lined 25266

'O' releases in November



7F-071-028 - 7 Plank - SR 40045

7F-071-028W - 7 Plank - SR 40045 Weathered



7F-051-023 - 5 Plank - ICI Lime 75742

7F-051-023W - 5 Plank - ICI Lime 75742 Weathered

All product release dates correct at time of going to press

APPROVED

DAPOL *GOLD*
STOCKISTS

The following retailers carry stocks of all new monthly products

ALTON: **Alton Models** tel: 01420 542244

ARUNDEL: **Gaugemaster** tel: 01903 884321

AXMINSTER: **Buffers Model Railways** tel: 01297 35557

AYLSHAM: **Bure Valley Railway** tel: 01263 733858

BARROW IN FURNESS: **Crafty Hobbies** tel: 01229 820759

BIDEFORD: **Osborn's Models** tel: 01237 423453

BRISTOL: **Model Railways Direct** tel: 01275 774224

BURTON-ON-TRENT: **The Tutbury Jinny** tel: 01283 814777

CARLISLE: **C & M Models** tel: 01228 514689

CHELTENHAM: **Cheltenham Models** tel: 01242 523117

HEREFORD: **Hereford Model Shop** tel: 01432 352809

KIDDERMINSTER: **DMB/Footplate Models** tel: 01562 750076

LIVERPOOL: **Hattons** tel: 0151 733 3655

NANTWICH: **Trident Trains** tel: 01270 842400

NORTH LANCING: **Morris Models** tel: 01903 754850

SHEFFIELD: **Rails of Sheffield** tel: 01142 551436

STROUD: **ANTICS** tel: 01453 825381

SHEPTON MALLET: **East Somerset Models** tel: 01749 880651

WORCESTER: **DCC Supplies** tel: 01905 621999


YORK: **Monk Bar Model Shop** tel: 01904 659423




Welcome to our project update feature, with the latest status of forthcoming releases from all major manufacturers. Use it to see the progress of projects you are interested in. The web address in the "link" column can be used to view products online, and to place your preorders.

0151 733 3655
364-368 Smithdown Road
Liverpool, L15 5AN


Phone opening times Shop opening times
 Mon to Fri **7am-8.30pm** Mon to Sat **9am-5pm**
 Sat **7am-6pm** Sun **10am-4pm**
 Sun **9am-5pm**


	Link	Price	Date announced	CAD done	In Tooling	Seen 1st EP	Decorated samples	In production	On Board Ship	Released
Class 43 NBL Warship	ehattons.com/c43	£118.96	Mar 2013							
Hawksworth Autocoaches	ehattons.com/hac	£58.61	Mar 2013							
Wickham trolley car	ehattons.com/wtc	£67.96	Mar 2013							
Class 90 Electric	ehattons.com/c90	£119.00 (EST)	Jul 2014							
LNWR Webb coal tank	ehattons.com/wct	£102.00 (EST)	Sep 2014							
Class 117 3-Car DMU	ehattons.com/c117	£170.00 (EST)	Sep 2015							
Class 121 "Bubble Car"	ehattons.com/c121	£127.50 (EST)	Sep 2015							

Birdcage coaches, Class 24/1, J72, 6P, V2, 3F, J39, K3, 94xx, H2 Atlantic - view these projects at www.ehattons.com/projectupdates


	Link	Price	Date announced	CAD done	In Tooling	Seen 1st EP	Decorated samples	In production	On Board Ship	Released
Class 73	ehattons.com/c73	£105.00	March 2012							
Class 68	ehattons.com/c68	TBC	April 2014							

GWR Railcar, Class B4, IDA flat, Turbot - view these projects at www.ehattons.com/projectupdates


	Link	Price	Date announced	CAD done	In Tooling	Seen 1st EP	Decorated samples	In production	On Board Ship	Released
J94	ehattons.com/j94	£82.00	Aug 2014							
14xx	ehattons.com/14xx	£99.00	Sep 2014	Feb 2015						
Hatton's King	ehattons.com/king	£169.00- £179.00	Aug 2014	Nov 2014						


	Link	Price	Date announced	CAD done	In Tooling	Seen 1st EP	Decorated samples	In production	On Board Ship	Released
Metropolitan Bo-Bo	ehattons.com/mbb	£107.00	May 2014							
Class 02 Tango	ehattons.com/02	£148.00	Nov 2013							

Class 4700, Class 1366 - view these projects at www.ehattons.com/projectupdates

	Link	Price	Date announced	CAD done	In Tooling	Seen 1st EP	Decorated samples	In production	On Board Ship	Released
Class S15	ehattons.com/s15	£124.99	Dec 2014							
King	ehattons.com/horking	£148.14 - £179.99	Dec 2014							
Hornby Adams Radial	ehattons.com/horar	£111.10	Dec 2014							
Class J50	ehattons.com/j50	£74.06	Dec 2014							
Class 71	ehattons.com/c71	£127.50	Nov 2014							
Merchant Navy	ehattons.com/mn	TBC	Mar 2015							
SR Maunsell Coaches	ehattons.com/exsmaun	£39.99	Jun 2015							

Collet coaches - view these projects at www.ehattons.com/projectupdates

	Link	Price	Date announced	CAD done	In Tooling	Seen 1st EP	Decorated samples	In production	On Board Ship	Released
7 plank wagons	ehattons.com/oxcw	£9.00	Jan 2015							
Adam's Radial	ehattons.com/ar	£88.00	Jan 2015							
Hatton's ICI hopper	ehattons.com/ici	£24.00 / £25.00	Mar 2015							

 Shows the stage the project is at based on the information available to us. CAD: Computer Aided Design. 1st EP: First Engineering Prototype.
 TBC: Price is yet To Be Confirmed (EST): Price is estimated.

You can view extended lists, preorder & comment on all of these projects at

www.ehattons.com/projectupdates

Information correct at the time of going to press. All information subject to change