

NEW PRODUCTS 2015/2016: WHO'S DOING WHAT?

BRM

BRITISH RAILWAY MODELLING

JUNE 2015 | £4.25

FIRST REVIEW



BACHMANN'S IVATT 'ATLANTIC'

TRACKS TO THE TRENCHES

**FIND OUT HOW THIS SUPERB
WW1 LAYOUT WAS BUILT**

**FREE
DVD
WORTH £7.99**



PRACTICAL BRM

- ▶ TWO GREAT WAYS TO MODEL COTTAGES
- ▶ FARISH CLASS 25 WITH DCC SOUND & LIGHTS
- ▶ WAGONS ON A BUDGET

www.model-railways-live.co.uk



DISPLAY UNTIL JUNE 11 2015

PLUS: DYNAMIS ULTIMA DCC | FARISH 'MERCHANT NAVY' | K1 UPGRADE



Brush up on your Type 2's...

371-112 Class 31 Diesel, BR Blue, No.31173



- Two body versions to choose from
- Double heading lighting options
- NEM Couplings & 6 pin decoder socket
- Bi-directional lighting
- Powerful twin flywheel mechanism
- Electrical pick up on four axles



Accessories on buffer beam



Prototypical AIA-AIA bogie



Etched grille & engraved roof fan detailing



Illuminated headcode box

Also Available:

371-110 Class 31 Diesel, BR Green Full Yellow Ends, No. 5826



371-111 Class 31 Diesel, BR Green Small Yellow Panel, No. D5596



Era 5 = 1957-1966. Era 6 = 1967-1971. Era 7 = 1971-1982.

features 6 pin DCC Socket. fitted with directional lighting. features NEM Couplings.



Cobalt iP digital

**the ultimate turnout motor
...for both dc and dcc modellers**

Cobalt iP Digital works equally well either way, so it really does not matter if you choose to drive the trains with DC or DCC...

Cobalt iP Digital always comes up trumps!

Just as happy on either 12~23v DC or DCC, the versatile Cobalt iP Digital is easy to install and it is simple to connect as it needs no soldering.

It has two built-in SPDT changeover switches you can use for point frogs, signals or control panel lights too, so there is nothing else to buy, install, tweak or adjust once it is installed!

Control is very versatile... and very simple!

DCC modellers can use full computer control, macros or routes, a conventional local control panel or their handset... or all of them at once.

DC modellers can stay traditional and use stud and probe, Diode matrix or just two simple low cost push-button switches.... It does not care.

Or BOTH DC and DCC modellers can choose to use The New Cobalt α Alpha Digital encoder.

This clever new product simply converts all kinds of traditional switching methods To "digital input devices" and it lets you connect your control panel to your DC or DCC layout...

With only TWO wires!



Cobalt iP Digital is compact, smooth and almost totally silent. Beautifully engineered and designed to last, it is supplied with a lifetime Warranty.



Cobalt point motors and all other DCCconcepts products are distributed world-wide by DCCconcepts Pty. Ltd
3/13 Lionel St, Naval Base WA 6165 Australia P+61 8 9437 2470 F+61 8 9437 2471 www.dccconcepts.com

DCCconcepts welcomes Retailer & Distributor enquiries. In the UK, DCCconcepts products are distributed by Gaugemaster Controls Ltd., Ford Rd, Arundel BN18 0BN Ph. +44 1903 884 488 www.gaugemaster.com




22

Built to a tight deadline, this impressive O-16.5 gauge model recalls the devastated landscape of northern France during the First World War.




32

Phil Parker continues his quest to improve models of yesteryear on a budget. This time he tackles veteran wagons.



36

John Gymer of YouChoos demonstrates how he installed a Zimo DCC sound system and cab lighting in the new Graham Farish Class 25.



40

The recent release of Bachmann's BR 20t grain hopper prompted Phil Parker to take a closer look at this long-lost source of goods traffic and what is required to model it.



51

98

22 LAYOUT FOCUS: UP THE LINE
Built to a tight deadline by **Kevin Hughes**, this impressive O-16.5 gauge model recalls the devastated landscape of northern France during the First World War.

32 PRACTICAL BRM: SECOND HAND SAVERS
Phil Parker continues his quest to improve models of yesteryear on a budget. This time he tackles veteran wagons.

36 PRACTICAL BRM: FIT SOUND IN AN N GAUGE DIESEL
John Gymer of YouChoos demonstrates how he installed a Zimo DCC sound system and cab lighting in the new Graham Farish Class 25.

40 PROTOTYPE INSPIRATION: GRAIN TRAFFIC
The recent release of Bachmann's BR 20t grain hopper prompted **Phil Parker** to take a closer look at this long-lost source of goods traffic. What's needed to model it?

44 LAYOUT FOCUS: DUNKOW ROAD
Inspired by a brief encounter with WR diesel-hydraulics, **Andy Small** built this layout set during the transition period to BR corporate blue.

51 NEW PRODUCTS SPECIAL: WHO'S DOING WHAT IN 2015/16?

This month **Ben Jones** collates the list of promised items from RTR and kit manufacturers to help us keep track of what we can expect over the next two years.

58 MODEL OF THE YEAR RESULTS
You've been voting for your favourite models and here are the results. So, which manufacturer is top of the leaderboard and which models did you like best?


68 LAYOUT FOCUS: TATES
Graham Morfoot's recreation of one of the narrow gauge railways of Lincolnshire is a well modelled slice of potato territory on the fens.

76 PROTOTYPE INSPIRATION: INSIDE TRACK - PART 2
This minimum space OO gauge layout is seen in an advanced state, but it's a far cry from how it looked as first-built over a year ago.

80 PRACTICAL BRM: HOW TO SUPER-DETAIL HORNBY'S K1
Tony Wright makes a few tweaks and improves Hornby's new Peppercorn 2-6-0. Let's see what he's been up to.

44

Inspired by a brief encounter with WR diesel-hydraulics, **Andy Small** built this layout set during the transition period to BR corporate blue.



LAYOUT FOCUS

N GAUGE

FACT FILE

- Layout Name: Dunkow Road
- Scale: N gauge (1:148.5)
- Builder: Andy Small
- Location: Lincolnshire
- Theme: WR diesel-hydraulics
- Photo: Andy Small

DUNKOW ROAD

Inspired by a brief encounter with WR diesel-hydraulics, **Andy Small** built this layout set during the transition period to BR corporate blue.

Deep in the Lincolnshire countryside, narrow gauge railways once fed thousands of tons of potatoes a year into the main line network, a long-lost feature remembered by **Graham Morfoot**.

68



LAYOUT FOCUS

O GAUGE

'TATES'

Deep in the Lincolnshire countryside, narrow gauge railways once fed thousands of tons of potatoes a year into the main line network, a long-lost feature remembered by **Graham Morfoot**.

FACT FILE

- Layout Name: Tates
- Scale: O gauge (1:43.5)
- Builder: Graham Morfoot
- Location: Lincolnshire
- Theme: WR diesel-hydraulics
- Photo: Graham Morfoot

NEW PRODUCTS SPECIAL!

WHO'S DOING WHAT IN 2015/16?

RTR MODELS: WHO'S DOING WHAT IN 2015/16?


In recent years we've seen an unprecedented number of new RTR models announced by established manufacturers and new suppliers. **Ben Jones** brings together the full list of what's been claimed and when we might see them.

During the month of January, we saw a flurry of new RTR models announced by established manufacturers and new suppliers. **Ben Jones** brings together the full list of what's been claimed and when we might see them.



51

In recent years we've seen an unprecedented number of new RTR models announced. **Ben Jones** brings lists what has been claimed and when we might see them.



Tony Wright suggests a few tweaks to make Hornby's new Peppercorn 2-6-0 even more impressive.

80

84 PRACTICAL BRM: IMPROVE A SIMPLE PLASTIC KIT

Cheap plastic kits can be made into miniature works of art with a few improvements as **David Wright** shows.

88 PRACTICAL BRM: BUILD A PETITE PROPERTIES COTTAGE

Continuing the architectural theme, **Phil Parker** tests a cottage kit from this market newcomer. So what's involved in putting one of these together?

90 YOUR BRM: READERS LAYOUTS

Would you like to see your layout featured in **BRM**? Here's a section dedicated to your work.

94 WHAT'S NEW?

Hatton's announces a RTR wagon collaboration, a new O gauge RTR locomotive manufacturer is born and Rapido Trains is producing the NRM's Stirling Single.

98 REVIEWS

From Bachmann's GNR 'Atlantic' to Graham Farish's Class 47/7 and Merchant Navy, we have all this month's major new RTR model releases covered.

104 NEWS EXTRA: USEFUL ITEMS FOR YOUR LAYOUT

A whole host of layout kits and items are back in stock at Gaugemaster. Here is **Howard Smith's** 'top five' pick of the mix for you to consider this month.

106 TRIED AND TESTED: DYNAMIS ULTIMA

Bachmann's flagship wireless digital control system has been revamped. **Howard Smith** finds out what has changed and how well it works.

DON'T MISS OUT

The July 2015 issue of

BRM
BRITISH RAILWAY MODELLING

is published on June 11

TURN TO
PAGE 109
FOR MORE
DETAILS
ABOUT THE
NEXT
ISSUE

GOING DIGITAL

BRM's Digital Edition brings with it a mass of benefits to make your favourite railway modelling magazine even better. For more information, go to: www.brmm.ag/digieditions

- EXTRA FEATURES
- LIVE WEBSITE LINKS
- SAVE MONEY
- NO STORAGE PROBLEMS
- BETTER IMAGE QUALITY
- ZOOM FUNCTION



BACHMANN ATLANTIC
See page 98



This month's **OXFORD** New Releases

1:72

Me 110G-2 - JG/1 Wespen
Geschwader. 1943
AC051 1:72



DH Dragon Rapide
TX310/GAIDL, RAF -
Classic Air Force
72DR008 1:72

1:43



Healey Tickford -
Pale Blue
HT003 1:43



Bentley MK VI -
Ivo Peters
BN6001 1:43

**NEW
Tooling!**



Austin 3 Way Van -
British Rail
AK016 1:43

1:76



ERF EC Olympic 40ft Fridge
Trailer - Scotlee Transport
76EC001 1:76



Ford Transit LWB
Hi-Top - Coca Cola
76FT013CC 1:76



Ford Transit LWB Hi-Top -
Coke Zero (Bottles)
76FT015CC 1:76



Ford Transit LWB Hi-Top -
Diet Coke (Bottles)
76FT018CC 1:76



Green Goddess -
Robert Brothers Circus
76G6009 1:76



Dennis F8 -
Devon Fire Brigade
76F8005 1:76



Land Rover Defender
Station Wagon - RAF
76DEF013 1:76



Scammell Pioneer Artillery
Tractor - Luftwaffe, Crete 1943
76SP009 1:76



Mini Coupe -
Chilli Red/Black
76MC003 1:76



Rover P6 - Paprika
76RP004 1:76



Reliant Regal Supervan 3 -
Honey Beige
76REL004 1:76



Wolseley 18/85 -
Maroon/Ivory
76W0004 1:76



Land Rover Defender -
Berlin Scheme
76DEF012 1:76

1:87



1965 Ford Mustang
Convertible - Poppy Red
87MU65001 1:87

**NEW
Tooling!**



1956 Lincoln Continental
Mk II - Presidential Black
87LC56001 1:87



1957 Mercury Turnpike -
Black/Pastel Peach
87MT57001 1:87

**NEW
Tooling!**



1961 Lincoln Continental
X100 - Presidential Blue
87LC61001 1:87

**NEW
Tooling!**



1956 Ford Thunderbird -
Goldenglow Yellow/White
87TH56005 1:87



1949 Mercury - Black
87ME49005 1:87

1:148

Scammell Scarab
Flatbed - BRS Parcels
NRAB005 1:148



5 Piece Land Rover Set
76SET32 1:43

1:43 sets



To order, call:

02380 248850



Follow us on Twitter
@OxfordDiecastUK

See more at:

www.oxforddiecast.co.uk

OXFORD DIECAST LTD. PO Box 62, Swansea SA1 4YA Tel: 01792 643500

OXFORD 

Precision die-cast scale engineering
at surprisingly inexpensive prices

WELCOME



We've heard a lot about pricing over the last 18 months, so I won't go over the topic again here. Suffice to say that while many realise new RTR models still - largely - represent good value for money, there's growing evidence that some are getting beyond the reach of parts of the hobby.

For some of us, the days of impulse purchases of locomotives we don't really need but can 'justify' somehow are disappearing into the distance. Even those who are fortunate enough not to worry about such purchases are faced with an ever-increasing choice so that they can afford to be more specific in their purchases. A quality problem to have, you might say.

A couple of articles in this month's **BRM** feature contrasting ends of the current spectrum. Tony Wright's review of the Bachmann/ Locomotion Models Ivatt 'Large Atlantic' (pictured) looks at a stunning new RTR OO gauge model towards the top end of the current price range. At £179.00 it's a pricey item, but considerably cheaper than the kit-built alternative - which would be nigh on impossible to build and finish to the same standard as Bachmann's Chinese factory. There have been grumbles about the price, but sources suggest that it would have been considerably higher had Bachmann and Locomotion Models not come to an arrangement last year.

I've seen some 'keyboard warriors' suggesting that they will give up model railways because they can no longer afford it. I would argue that they're missing the point. If you really enjoy your hobby, and want to continue, you will always find a way, as Phil Parker shows us in his Second Hand Savers series.

Although they would never be so blunt as to say it, the manufacturers don't have a responsibility to make the hobby more affordable for all; their

priority is to produce successful models that make a profit and ensure that all costs are met and staff can be paid while still making enough to fund future developments. This can be achieved by selling lots of low-cost products or a smaller number of higher-priced, higher-quality items (or a combination of the two). Hornby's Railroad range proved that there was room for both business models in this hobby. Either way, if they don't make a profit, we will eventually lose out. So what's the answer?

That depends on your situation, but Phil Parker's 'Second Hand Savers' series is showing us a great way for us all to enjoy modelling on a budget, by raiding the secondhand bins at shows, toyfairs and model shops. Saving money by recycling older buildings, rolling stock and accessories makes good sense and might just make the difference between getting that shiny new RTR locomotive and missing out.

That's where our new online marketplace, **RMweb Buy & Sell** comes in too. Now up and running and growing every day, it features thousands of pre-owned items; from the vintage to the highly collectable. And it's not just locomotives and stock; you can buy or sell scenic, accessories, books, controllers - in fact anything related to railways and model railways. New members can make their first sales free of charge, but after that it's still considerably cheaper than existing online auction sites. See www.rmweb-buyandsell.co.uk and give it a try!

SEE
MUCH MORE
ON YOUR
FREE
"BRM TV"
DVD

Ben

SUBSCRIBE TODAY & SAVE ££££s OR GET FREE STUFF!

A **BRM** subscription is the best way to ensure you don't miss your favourite magazine each month. You'll receive it direct to your door, complete with the free BRM TV DVD every month, and you can either choose to save money on the cover price, or take away a free gift such as a Bachmann Building or a Busch Scenery Pack.

Check out www.model-railways-live.co.uk where we've listed all of the various **BRM** Subscription Deals! OR Go to www.pocketmags.com/BRM and sign up to our market-leading digital edition, which features extra photo galleries, video clips, live click-through links and much more.



BRM

British Railway Modelling

is published by Warners Group Publications plc
Tel: 01778 392455 Fax: 01778 425437

EDITORIAL

MANAGING EDITOR

Ben Jones

E benj@warnersgroup.co.uk

FEATURES EDITOR

Howard Smith 01778 392059

E howards@warnersgroup.co.uk

FEATURES WRITER

Phil Parker

E phil@pagenumberone.co.uk

RMWEB EDITOR & BRM PHOTOGRAPHER

Andy York

E info@rmweb.co.uk

TRACKPLAN ILLUSTRATOR

Ian Wilson at Pacific Studio

E ian@pacificstudio.co.uk

ASSOCIATE PUBLISHER

Steve Cole

E stevec@warnersgroup.co.uk

PUBLISHER

John Greenwood

E john@g@warnersgroup.co.uk

ADVERTISING

GROUP ADVERTISING MANAGER

Bev Machin 01778 392055

E bev@warnersgroup.co.uk

MULTI-MEDIA SALES

Scott Johnson 01778 395002

E scottj@warnersgroup.co.uk

DESIGN AND PRODUCTION

HEAD DESIGNER

Lisa Watson-Bailey

E lisawb@warnersgroup.co.uk

SENIOR DESIGNER

Andy Fletcher

E andrewf@warnersgroup.co.uk

ADVERTISING DESIGNERS

Sarah Machin

E sarahm2@warnersgroup.co.uk

Amie Carter

E amiec@warnersgroup.co.uk

James Teather

E jamest@warnersgroup.co.uk

PRODUCTION

Pat Price 01778 391115

E patp@warnersgroup.co.uk

DISTRIBUTION

TRADE ACCOUNT SALES

Natalie Cole 01778 392404

E vicky@warnersgroup.co.uk

E tradeaccountorders@warnersgroup.co.uk

UK/OVERSEAS NEWSTRADE SALES

Keiron Jefferies 01778 395043

E keironj@warnersgroup.co.uk

NEWSTRADE DISTRIBUTION

Tom Brown 01778 391135

ISSN 0968-0764

SUBSCRIPTIONS & BACK ISSUES

01778 392002

PRINTING

Warners (Midlands) plc, The Maltings,
West Street, Bourne, Lincolnshire PE10 9PH



Ideas for future contributions should be sent in outline form to the Editor for consideration. Please clearly mark all material with your name and address, and include sufficient postage if you require material to be returned. Views expressed by contributors are not necessarily those of the Editor or Publisher. From time to time Warners August lend reputable companies the names and addresses of readers who have responded to offers, services and competitions organised by BRM. If you do not wish to receive such mailings, please write to Warners Group Distribution, Dept WD, Manor Lane, Bourne, Lincolnshire PE10 9PH or call 01778 391153.

BRM TV

This month we have a great line up, from the narrow gauge layout Up the Line, to practical tips from **Phil Parker** on how to work with card. And, **Howard Smith** demonstrates his completed Road Railer and takes a look at some of the models to arrive from Bachmann Europe during 2015.

WHAT'S ON THE DVD



Wartime in
narrow gauge
'UP THE
LINE'



PRACTICAL BRM

Phil Parker's guide
to working with
card




BRM PRODUCT PREVIEW

Bachmann's
2015/16 models.



BRM MODELS IN FOCUS

Howard Smith's
road railer project.



From the BRM ARCHIVE

The Devon
countryside with
'Ashburton'.



**TELL US WHAT YOU
THINK OF THIS
MONTH'S DVD**

Visit our facebook page
and get involved in
the conversation.






WATCH THE VIDEO HERE

(You must have a wifi connection to stream video content)







PLAY

 A74310 5ml 6pc Syringe Set. Ideal for applying oils & adhesives accurately £2.95	 A74311 10ml 4pc Syringe Set. Ideal for applying PVA wood glue or oils and greases accurately £2.95	 AB602 £109.95 Complete Airbrush and Compressor Deal	 26211 £27.95 Expo Turntable Motorising Set	 71250 £11.95 Rotating Self Healing Cutting Mat (300mm x 300mm) <small>Paints, Glues Etc not included!</small>	 75090 £8.95 Expo Modellers Hand Drill with 3 Jaw Chuck
 AB500 £89.95 Expo Portable Spray Booth	 75589 Xuron Professional Photo-Etch Scissors £26.95	 25182 HO/OO Gauge Fibre Optic Scale Yard Lamp. £14.95	 25191 O Gauge Fibre Optic Scale Yard Lamp. £18.95	 75570 Xuron Track Cutter £17.95	 44010 £2.75 Milliput Standard, Yellow-Grey
 11508 £6.00 8pc HSS Drill Set (Sizes 0.5 - 2.00mm)	 11516 £9.00 16pc HSS Twist Drill Set	 71530 £4.95 Bending & Shaping Tool	 44500 Paint Remover. Safely removes most paints from most plastics! £4.95	 73960 £59.95 Table Top Round Magnifying Lamp	 79521 £25.95 Multi Position Vice with 3 inch Jaws
 75040 £9.95 Professional Archimedes Drill Set	 12820 £9.95 Professional Micro Chuck Set	 75070 £9.95 Precision Pin Vice with 3 Jaw Chuck	 26241 £5.95 Worm Gear and Pinion Puller	 72506 £14.95 Miniature 10pc Diamond Needle File Set in wallet	 72512 £7.95 5pc Diamond Needle File Set with soft grip handles
 74360 £9.95 Hot Wire Polystyrene Cutter	 73012 £5.00 Watchmakers Hammer	 LS94294 £13.95 New! 2x Professional 4 Inch Pine Trees Ho Gauge	 LS94318 £15.95 New! 3x Professional 3 Inch Sycamore Trees Ho Gauge	 LS94350 £13.95 New! 2x Professional 3 Inch Live Oak Trees Ho Gauge	 LS95561 £7.95 New! HO Gauge Assorted Flower Plants 3 (pack of 12)
 LS95553 £9.50 New! Corn Stalks (pack of 28) O Gauge	 LS95581 £7.95 New! HO Gauge Detachable Flower Bushes (pack of 30)	 N Gauge £7.60 Each Ready Painted Model PDX351 GWR Home Signal	 N Gauge £7.60 Ready Painted Model PDX351D GWR Distant Signal	 PDX66 £7.60 New! Ready Painted Model PD Marsh N Gauge Painted Coalman & Scales	 PDX67 £7.60 New! Ready Painted Model PD Marsh N Gauge Painted Window Cleaners and Ladders
 PDZ39 £7.50 Ready Painted Model PD Marsh OO Gauge Coalmen and Scales	 PDZ40 £9.50 New! Ready Painted Model PD Marsh OO Gauge 1950/60 Fire Crew	 PDZ41 £9.50 New! Ready Painted Model PD Marsh OO Gauge 1970/80 Fire Crew	 PDZ37 £8.00 Ready Painted Model OO Gauge Belishas Bus Stop & Postbox	 PDZ104 £11.95 Ready Painted Model OO Gauge 1950's AA Motorcycle Patrol	 PDZ19 £8.00 Ready Painted Model OO Gauge Painted Loco Crew

The latest arrivals from Ancorton Models!



 95818 £12.99 Ancorton OO Gauge Water Tank Kit	 95657 £8.49 Ancorton N Gauge Small Rural Barn Kit	 95426 £8.50 3D Printed Model Ancorton N Gauge Platelayers Hut/Sleeper Built (RTP)	 95425 £7.50 3D Printed Model Ancorton N Gauge Stone Built Lineside Building	 95871 £8.00 Ancorton OO Gauge Gypsy Caravan Kit	 95866 £19.00 Ancorton OO Gauge Railway Bridge Kit Kit
---------------------------------------------------------------------------------------------------------------------------------------------------------	--------------------------------------------------------------------------------------------------------------------------------------------------------------	-------------------------------------------------------------------------------------------------------------------------------------------------------------------------------------------------	--------------------------------------------------------------------------------------------------------------------------------------------------------------------------------------------	--------------------------------------------------------------------------------------------------------------------------------------------------------------	--------------------------------------------------------------------------------------------------------------------------------------------------------------------

74325 £7.95 Professional Precision Oiler	74326 £5.95 Oil Bottle (15cc of oil)	73860 £5.95 Helping Hands with Glass Magnifier	74365 £9.95 Expo Hand Held Guillotine (cuts up to 12mm thickness!)	79920 £14.95 Expo Professional Rapid Cable Stripper	74300 £5.00 Precision Oiler
78215 £5.95 2 Inch Stainless Steel Square	75110 £7.95 EXPO High Quality Pin Pusher 2mm	75120 £7.95 EXPO High Quality Pin Pusher 3mm	70515 £7.95 3pc Set of 4mm Scratch Brushes	79031 £9.95 Expo 8pc High Quality Tweezer Set in Wallet	71203 £10.00 Cutting Mat A3 Size (450 x 300mm)
A25035 £6.50 10 x Clear Grain of Rice Bulbs	70372 £15.00 6pc Cutting Bunch set in wallet Covers sizes: 1.2 - 3.2mm	A23040 £7.95 Plug Together 12 Way Connector Block Set	A28015 £7.95 Pack of 5 SPDT Miniature Biased Switches	A23000 £4.50 Pack of 10 Micro Spade Connectors with Heat Shrink	46101 £5.25 Deluxe Materials Ballast Bond with Tip (100ml)
74104 £4.95 OO Gauge Scale Rule 4mm = 1 foot	73520 £9.95 4pc Modelmakers Tool Kit in Wallet	59504 £6.50 2 Sheets of Tree Foliage	EZE-Wire The simple way to wire point motor's! All you need is the appropriate EZE-Wire switch harness to go with your point motor, nothing else to buy! No soldering or crimping is required! No Soldering Required - connections are as simple as 1,2,3!		

Code: 77510 3 in 1 Low Temperature Soldering Station



A fantastic 3 in 1 soldering station - suitable for Modelling, Soldering and Pyrography.

- For mains operation - fitted with a British plug
- Soldering Iron 24V/30W
- Soldering Iron Stand
- Complete with 6 Tips
- Full instruction manual included

Manufactured in Germany
(High power version also available)

£69.95

Code: AB605 EXPO Super Detail Airbrush Set

Look whats included:

- ✓ Gravity Feed Airbrush
- ✓ Compressor
- ✓ Braided Air Hose
- ✓ Metal Storage Case
- ✓ Pipette
- ✓ Instructions



Fantastic New Airbrush Set
Complete Set Only: £69.95

 28070 EZE-Wire Point Motor Harness for Peco Point Motors £6.95	 28071 EZE-Wire Point Motor Harness for Hornby Point Motors £6.95
 28069 EZE-Wire Point Motor Switch Box £17.95	For simple wiring & operation of 1 to 5 Model Railway point motors. For use with a suitable power source of 12-24volts.



Expo 2015 Catalogue

The new Expo 2015 Catalogue is now available! If you haven't received your copy yet please order your free copy at:
www.expotools.com
 They are also be available at your local stockists.

We ask that you support your local model shop by buying from them.
 You can see a list of our principal stockists on our website.
 In case of difficulty obtaining items you can order direct on our website.
www.expotools.com **TRADE ENQUIRIES WELCOMED.**

Expo Drills & Tools, Unit 6, The Salterns, TENBY SA70 7NJ. Tel: 01834 845150 (Mon to Fri 9am-5pm)

GAUGEMASTER.com

The Online Home of The Engine Shed

DCC CONTROL	ANALOGUE CONTROL	POINT CONTROL	TRACK	SCENICS	SCENICS
DIGITAL CONTROL SYSTEMS	GMC-DO Twin Track O Scale £159.95 GMC-DF Twin Track Feedback £99.95	POINT CONTROL STARTER SET GMC-PCSET Point Control Starter Set £49.95 Contains Mains Powered CDU, 3 x Point Motors, 3 x Reels of 10m Wire & 3 x Toggle Switches	OO SCALE FLEXIBLE TRACK	STARTER PACK	GM164 Light Green Lichen (80g) £4.75 GM165 Dark Green Lichen (80g) £4.75 GM166 Assorted Lichen (80g) £4.75
					FOLIAGE GM150 Fine Light Green Foliage (30g) £3.05 GM151 Fine Dark Green Foliage (30g) £3.05 GM152 Fine Mid Green Foliage (30g) £3.05 GM153 Fine Light Brown Foliage (30g) £3.05 GM154 Fine Brown Foliage (30g) £3.05
DCC01 Prodigy Express System £149.95	GMC-DS Twin Track Simulation £164.95 GMC-DSZ Twin Track Simulation Z Scale £174.95 GMC-TS Three Track Simulation £174.95 GMC-TSZ Three Track Simulation Z Scale £184.95	MAINS POWERED POINT CONTROL SYSTEM GMC-PCU1 Point Control Unit £114.95 GMC-PCU2 Slave Unit for PCU1 £52.95	GM60 600mm Flexible Track (24) £59.95 GM90 900mm N/Silver Flexible Track (100) £299 GM91 900mm Steel Flexible Steel (100) £175 GM93 900mm N/Silver Bk Flexi Track (24) £79.95 GM94 900mm N/Silver Brn Flexi Track (24) £79.95 GM95 900mm Steel Flexible Track (24) £47.95 GM97 900mm N/Silver Brn Flexi Track (100) £299 GM19 Curve 100 (OO) Rail Joiners (24) £2.45	GM194 Scenic Starter Pack £26.95	STANDARD TREES GM180 Plum Trees (3) £6.95 GM181 Plum Trees in Blossom (3) £6.95 GM182 Fruit Trees (3) £6.95 GM183 Apple Trees (3) £6.95 GM184 Birch Trees (3) £6.95
		CAPACITOR DISCHARGE UNITS GMC-CDU Capacitor Discharge Unit £13.95 GMC-MCDU Mains Powered CDU £24.95	OO SCALE TRACK ACCESSORIES GM45 OO/HO Re-Railer £5.35 GM54 OO Buffer Stop £1.75 BPGM54 OO Buffer Stop (5 Pack) £8.25	GENERAL SCENIC MODELLING PRODUCTS GM100 Mod Roc (2.75m) £4.45 GM119 Fine Plaster of Paris (1kg) £5.75	
DCC02 Prodigy Advance2 System £279.95	GMC-Q Four Track £169.95 GMC-OZ Four Track Z Scale £179.95	POINT MOTORS GMC-PM1 Motor with Built-In Switch £5.25 GMC-PM2 Motor No Switch £4.95 GMC-PM4 Motor Latching Mechanism £6.25			GM185 Weeping Willow Trees (3) £6.95 GM186 Poplar Trees (3) £6.95 GM187 Pine Trees (3) £7.50 GM188 Beech Trees (2) £7.50
	PANEL MOUNT CONTROLLERS 		GM55 OO Lit Buffer Stop £6.95 GM56 OO Buffer Stop Lights (Pack of 2) £9.95 GM13 Pair of Leads (Joiners/Bare Wire) £4.45 GM66 Hornby Type Track Pins 10mm £2.50 GM67 Extra Long Track Pins 15mm £2.50	GRASS & GRAVEL MATS GM20 Spring Grass Mat 100cm x 75cm £7.95 GM21 Summer Grass Mat 100cm x 75cm £7.95	VALUE TREES GM128 Spring Tree Assortment (10) £9.95
DCC03 Prodigy Advance2 Wireless System £479.95	GMC-100 Single Track £34.95 GMC-100 O Single Track O Scale £44.95 GMC-100LGB Single Track G Scale £54.95 GMC-U Single Track Simulation £42.95 GMC-UF Single Track Feedback £37.95 GMC-UO Single Track Simulation O Scale £57.95 GMC-UD Twin Track £52.95 GMC-UDF Twin Track Feedback £57.95 GMC-UDS Twin Track Simulation £67.95 GMC-UTS Three Track Controller Sim. £79.95 GMC-UQ Four Track £84.95	UNCOUPLERS 	N SCALE FLEXIBLE TRACK GM92 730mm N/Silver Flexible Track (100) £199 GM96 730mm N/Silver Flexible Track (24) £54.95 GM18 Curve 80 (N) Rail Joiners (24) £2.35		GM129 Summer Tree Assortment (10) £9.95
DECODERS DCC22 CLASSIC 2 Function Micro £24.95 DCC23 CLASSIC 6 Pin Plug-In Decoder £24.95 DCC28 OMNI 21 & 8 Pin Decoder £18.95 DCC29 OMNI Direct Plug Decoder TBA BPDC27 OMNI 21 & 8 Pin Decoder (5) £89.95 BPDC28 OMNI 6 Pin with Harness (5) TBA BPDC29 OMNI Direct Plug Decoder (5) TBA DCC30 Accessory Decoder 4 Accessories £59.95 DCC31 Accessory Decoder Kato UnitTrack £15.95	HANDHELD CONTROLLERS GMC-H Single Track £37.95 GMC-HH Single Track Feedback £39.95 GMC-WS Single Track Simulation £59.95		N SCALE TRACK ACCESSORIES GM46 N Re-Railer £2.95 GM53 N Scale Buffer Stop TBA BPGM53 N Scale Buffer Stop (Pack of 5) TBA	MEADOW MATS GM140 Meadow Mat - Spring 6mm Grass £8.75	BULK TREES GM120 Deciduous Trees (25) £19.95 GM121 Mixed Trees (25) £19.95 GM122 Fir Trees (25) £19.95 GM123 Small Fir Trees (50) £29.95 GM124 Deciduous Trees (25) £19.95 GM125 Spruce Trees (25) £19.95
DCC ACCESSORIES DCC11 Prodigy Extension Plate £36.95 DCC13 Prodigy Adv2 Wireless Walkaround £174.95 DCC14 Prodigy Adv2 Backlit Walkaround £125.95 DCC40 Auto Reverse Module £39.95 DCC49 Prodigy DCC Booster Unit 8 Amp £169.95 DCC51 Prodigy Wireless Conversion Set £259.95 DCC55 Prodigy Wired Computer Interface £52.95 DCC60 Spare plug for Prodigy £3.25 DCC61 Medium NEM 652 Socket (5) £7.95 DCC62 Prodigy Universal Lead (2m) £4.95 DCC63 Prodigy Adv Power Supply Unit £24.95 DCC71 Prodigy Decoder Tester £9.95 DCC72 8 to 21 Pin Adaptor £4.50 DCC73 25mm JST 9 Pin Short Harness (2) £4.25	MAINS POWERED TRANSFORMERS GMC-M1 Output 2 x 16v AC £47.95 GMC-M1DC Output 2 x 12v DC £52.95 GMC-M2 Output 1 x 18v AC (2.5a) £52.95 GMC-M3 Output 1 x 24v AC (1.25a) £52.95 GMC-M4 Output 2 x 12v AC (1.25a) £52.95 GMC-M5 Output 1 x 12v AC (5a) £84.95 GMC-M6 Output 1 x 24v AC (2.5a) £84.95 GMC-M12S Output 1 x 22v DC (5a) £99.95	TRACK 	GM57 N Lit Buffer Stop on Track £8.95 GM58 N Buffer Stop Lights (Pack of 2) £9.95 GM17 Pair of Leads (N Joiner/Bare Wire) £3.25		MAKE YOUR OWN TREES GM195 Seafarm for Tree Making £20.50 GM156 Light Green Scenic Leaves (50g) £3.55 GM157 Mid Green Scenic Leaves (50g) £3.55 GM158 Dark Green Scenic Leaves (50g) £3.55
ANALOGUE CONTROL	WALL MOUNTED TRANSFORMERS GMC-WM1 Output 1 x 16v AC or 12v DC £18.95 GMC-WM2 Output 1 x 9v DC (0.6a) £18.95	AXLE-HUNG TRACK CLEANING PADS GMC-HF1 Single Track Unit £38.95 GMC-HF2 Double Track Unit £48.95	OO GREY BALLASTED UNDERLAY SYSTEM GM111 OO/HO Granite Ballast (500g) £3.45	STATIC GRASS SYSTEM GM196 Static Grass Starter Set £9.95 GM193 Puffer Bottle £4.65 GM169 Static Grass Glue (250ml) £6.95 GM170 Spring Grass Flock (30g) £3.05 GM171 Summer Grass Flock (30g) £3.05 GM172 Moorland Grass Flock (30g) £3.05 GM173 Meadow Grass Flock (30g) £3.05 GM174 Woodland Floor Grass Flock (30g) £3.25	FLOWERS GM139 Flowerbeds £11.95
	OPEN TRANSFORMERS 		OO BROWN BALLASTED UNDERLAY SYSTEM GM117 OO/HO Granite Ballast (200g) £2.25 GM200 Flexible Ballasted Underlay (5m) £22.95 GM204 Point & Crossing Ballasting Kit £7.95		GM175 OO/HO Garden Flowers £9.25 GM176 OO/HO Water Plants £9.25 GM177 OO/HO Garden Plants £9.25 GM178 OO/HO Wild Flowers £9.25
GMC-COMBI Single Track Controller £39.95 GMC-100M Single Track £84.95 GMC-100MZ Single Track Z Scale £104.95 GMC-100MO Single Track O Scale £84.95 GMC-10LGB Single Track G Scale £99.95 GMC-10LGBSF Single Track G Scale Fan £164.95 GMC-P Single Track Simulation £99.95 GMC-PO Single Track Simulation O Scale £99.95	MODULES GMC-SS1 Super Shuttle Unit £32.95 GMC-SS1LGB Super Shuttle Unit G Scale £44.95 GMC-SS2 Station Stop Unit £37.95	TRACK TESTER GM37 OO/HO Track Cleaning Pads (3) £5.50 GM39 N Track Cleaning Pads (3) £5.50			GRASS TUFTS GM136 Spring Grass Tufts £10.95 GM137 Summer Grass Tufts £10.95 GM138 Flowering Grass Tufts £11.95
			N GREY BALLASTED UNDERLAY SYSTEM GM115 N Granite Ballast (500g) £3.45 GM118 N Granite Ballast (200g) £2.25 GM201 N Flexible Ballasted Underlay (5m) £22.95 GM205 N Point & Crossing Ballasting Kit £7.95		BRICKWORK GM30 Plain Stone Wall Grey £9.25 GM31 Grey Stone Wall & Buttresses £9.25 GM32 Grey Stone Wall & Arches £9.25 GM197 Stone Tunnel Mouth & Walls £7.75 GM198 Stone Tunnel Mouth & Walls £14.95 GM199 Double Tunnel Mouth & Walls £19.95
GMC-D Twin Track £94.95 GMC-DZ Twin Track Z Scale £109.95			N BROWN BALLASTED UNDERLAY SYSTEM GM113 N Brown Ballast (500g) £3.45 GM211 N Flexible Ballasted Underlay (5m) £22.95 GM215 Point & Crossing Ballasting Kit £7.95		BACKSCENES GM701 Large Valley Backscene £7.95 GM702 Large Countryside Backscene £7.95 GM703 Large Open Field Backscene £7.95

THOUSANDS OF ITEMS ARE IN STOCK NOW. E & OE.
WE CAN DELIVER POST FREE TO MOST UK ADDRESSES



HIGHWAYS



OO SCALE WIDE ROAD SYSTEM

GM370 80mm Wide Tarmac Road (1m) £6.95

GM371 80mm Wide Universal Curves (2) £6.95

OO SCALE NARROW ROAD SYSTEM

GM375 68mm Wide Tarmac Road (1m) £6.95

GM376 68mm Wide Universal Curves (2) £6.95

N SCALE ROAD SYSTEM

GM390 40mm Wide Tarmac Road (1m) £6.95

GM391 40mm Wide Universal Curves (2) £6.95




OO SCALE VEHICLE LIGHTING KITS

GM385 Vehicle Lighting Kit £9.95

GM386 Emergency Vehicle Kit (Blue) £12.95

GM387 Orange Vehicle Kit (Orange) £12.95



TINY SIGNS

OO SCALE REPLICA SIGNS

TSO09E BR (Eastern) Station Signs £1.95

TSO09LM BR (Midland) Station Signs £1.95

TSO09NE BR (N Eastern) Station Signs £1.95

TSO09S BR (Southern) Station Signs £1.95

TSO09SCOT BR (Scottish) Station Signs £1.95

TSO09W BR (Western) Station Signs £1.95

TSO021 Street Names £1.95

TSO022 BR Modern Image Station Signs £1.95

TSO023 Cornish Riviera Boards 1 £1.95

TSO024 Cornish Riviera Boards 2 £1.95

TSO025 Early Station Signs £1.95

TSO026 GWR Poster Boards £1.95

TSO027 LMS Poster Boards £1.95

TSO028 LNER Poster Boards £1.95

TSO029 Southern Poster Boards £1.95

TSO030 BR Poster Boards £1.95

TSO040 SR (Target) Sevenoaks/Oxted £1.95

TSO041 BR (Midland) Preston/Rugeley £1.95

TSO042 BR (Western) Turin/Taunton £1.95

TSO043 BR (Eastern) Hitchin/Grahamtham £1.95

TSO044 BR (NE) Durham/Morpeth £1.95

TSO045 BR (Scottish) Falkirk/Cranichair £1.95

TSO046 BR (Southern) Woking/Aminster £1.95

TSO059 Carriage Prints £1.95

TSO060 Modern Image Road Signs £1.95

TSO067 Pub Signs £1.95

TSO070 Old Time Road Signs £1.95

TSO072 Pre-Grouping Travel Posters £1.95

TSO073 GWR Travel Posters £1.95

TSO074 LMS Travel Posters £1.95

TSO075 LNER Travel Posters £1.95

TSO076 Southern Travel Posters £1.95

TSO077 BR Travel Posters £1.95

TSO078 BR Modern Image Travel Posters £1.95

TSO079 Trackside Notices £1.95

TSO081 Enamel Advert Signs 1 £1.95

TSO082 Enamel Advert Signs 2 £1.95

TSO083 Enamel Advert Signs 3 £1.95

TSO084 Enamel Advert Signs 4 £1.95

TSO0131 French Travel Posters
TSO0132 French Travel Posters
TSO0133 German Travel Posters
TSO0134 German Travel Posters
TSO0137 London Transport Posters
TSO0138 London Transport Posters
TSO0139 London Transport Posters

N SCALE REPLICA SIGNS

TSN9E BR (Eastern) Station Signs £1.95

TSN9LM BR (Midland) Station Signs £1.95

TSN9NE BR (N Eastern) Station Signs £1.95

TSN9S BR (Southern) Station Signs £1.95

TSN9SCOT BR (Scottish) Station Signs £1.95

TSN9W BR (Western) Station Signs £1.95

TSN21 Street Signs £1.95

TSN22 BR Modern Image Station Signs £1.95

TSN23 Cornish Riviera Boards 1 £1.95

TSN24 Cornish Riviera Boards 2 £1.95

TSN25 Early Station Signs £1.95

TSN27 Pub Signs £1.95

TSN71 Road Signs £1.95

TSN79 Trackside Notices £1.95

TSN81 Enamel Advert Signs 1 £1.95

TSN82 Enamel Advert Signs 2 £1.95

TSN83 Enamel Advert Signs 3 £1.95

TSN84 Enamel Advert Signs 4 £1.95

TSN91 GWR Travel Posters £1.95

TSN92 LMS Travel Posters £1.95

TSN93 LNER Travel Posters £1.95

TSN94 SR Travel Posters £1.95

TSN95 BR Travel Posters £1.95

TSN96 Modern Travel Posters £1.95

O SCALE REPLICA SIGNS

TSO5 Trackside Notices LNER £2.50

TSO6 Trackside Notices Midland £2.50

TSO7 Trackside Notices SR Area £2.50

TSO8 Trackside Notices GWR £2.50

TSO9E BR (Eastern) Station Signs £2.50

TSO9LM BR (Midland) Station Signs £2.50

TSO9NE BR (N Eastern) Station Signs £2.50

TSO9W BR (Western) Station Signs £2.50

TSO25 Early Station Signs £2.50

TSO59 Carriage Prints £2.50

TSO96 Enamel Advert Signs £2.50

TSO97 Enamel Advert Signs £2.50

TSO98 Enamel Advert Signs £2.50

TSO99 Enamel Advert Signs £2.50

TSO103 GWR Travel Posters Small £2.50

TSO105 LNER Travel Posters Small £2.50

TSO112 BR Travel Posters Large £2.50

KESTREL DESIGNS

TSK01 Kestrel Design £1.95

TSK02 Kestrel Design £1.95

TSK03 Kestrel Design £1.95

TSK04 Kestrel Design £1.95

TSK05 Kestrel Design £1.95

TSK06 Kestrel Design £1.95

TSK07 Kestrel Design £1.95

TSK08 Kestrel Design £1.95

TSK09 Kestrel Design £1.95

TSK10 Kestrel Design £1.95

TSK11 Kestrel Design £1.95

TSK12 Kestrel Design £1.95

TSK13 Kestrel Design £1.95

TSK14 Kestrel Design £1.95

TSK15 Kestrel Design £1.95

TSK16 Kestrel Design £1.95

TSK17 Kestrel Design £1.95

TSK18 Kestrel Design £1.95

TSK19 Kestrel Design £1.95

TSK20 Kestrel Design £1.95

TSK21 Kestrel Design £1.95

TSK22 Kestrel Design £1.95

TSK23 Kestrel Design £1.95

TSK24 Kestrel Design £1.95

TSK25 Kestrel Design £1.95

TSK26 Kestrel Design £1.95

TSK27 Kestrel Design £1.95

TSK28 Kestrel Design £1.95

TSK29 Kestrel Design £1.95

TSK30 Kestrel Design £1.95

TSK31 Kestrel Design £1.95

TSK32 Kestrel Design £1.95

TSK33 Kestrel Design £1.95

TSK34 Kestrel Design £1.95

TSK35 Kestrel Design £1.95

TSK36 Kestrel Design £1.95

TSK37 Kestrel Design £1.95

TSK38 Kestrel Design £1.95

TSK39 Kestrel Design £1.95

TSK40 Kestrel Design £1.95

TSK41 Kestrel Design £1.95

TSK42 Kestrel Design £1.95

TSK43 Kestrel Design £1.95

TSK44 Kestrel Design £1.95

TSK45 Kestrel Design £1.95

TSK46 Kestrel Design £1.95

TSK47 Kestrel Design £1.95

TSK48 Kestrel Design £1.95

TSK49 Kestrel Design £1.95

TSK50 Kestrel Design £1.95

TSK51 Kestrel Design £1.95

TSK52 Kestrel Design £1.95

TSK53 Kestrel Design £1.95

TSK54 Kestrel Design £1.95

TSK55 Kestrel Design £1.95

TSK56 Kestrel Design £1.95

TSK57 Kestrel Design £1.95

TSK58 Kestrel Design £1.95

TSK59 Kestrel Design £1.95

TSK60 Kestrel Design £1.95

TSK61 Kestrel Design £1.95

TSK62 Kestrel Design £1.95

TSK63 Kestrel Design £1.95

TSK64 Kestrel Design £1.95

TSK65 Kestrel Design £1.95

TSK66 Kestrel Design £1.95

TSK67 Kestrel Design £1.95

TSK68 Kestrel Design £1.95

TSK69 Kestrel Design £1.95

TSK70 Kestrel Design £1.95

TSK71 Kestrel Design £1.95

TSK72 Kestrel Design £1.95

TSK73 Kestrel Design £1.95

TSK74 Kestrel Design £1.95

TSK75 Kestrel Design £1.95

TSK76 Kestrel Design £1.95

TSK77 Kestrel Design £1.95

TSK78 Kestrel Design £1.95

TSK79 Kestrel Design £1.95

TSK80 Kestrel Design £1.95

TSK81 Kestrel Design £1.95

TSK82 Kestrel Design £1.95

TSK83 Kestrel Design £1.95

TSK84 Kestrel Design £1.95

TSK85 Kestrel Design £1.95

TSK86 Kestrel Design £1.95

TSK87 Kestrel Design £1.95

TSK88 Kestrel Design £1.95

TSK89 Kestrel Design £1.95

TSK90 Kestrel Design £1.95

TSK91 Kestrel Design £1.95

TSK92 Kestrel Design £1.95

TSK93 Kestrel Design £1.95

TSK94 Kestrel Design £1.95

TSK95 Kestrel Design £1.95

TSK96 Kestrel Design £1.95

TSK97 Kestrel Design £1.95

TSK98 Kestrel Design £1.95

TSK99 Kestrel Design £1.95

TSK100 Kestrel Design £1.95

TSK101 Kestrel Design £1.95

TSK102 Kestrel Design £1.95

TSK103 Kestrel Design £1.95

TSK104 Kestrel Design £1.95

TSK105 Kestrel Design £1.95

TSK106 Kestrel Design £1.95

TSK107 Kestrel Design £1.95

TSK108 Kestrel Design £1.95

TSK109 Kestrel Design £1.95

TSK110 Kestrel Design £1.95

TSK111 Kestrel Design £1.95

TSK112 Kestrel Design £1.95

TSK113 Kestrel Design £1.95

TSK114 Kestrel Design £1.95

TSK115 Kestrel Design £1.95

TSK116 Kestrel Design £1.95

TSK117 Kestrel Design £1.95

TSK118 Kestrel Design £1.95

TSK119 Kestrel Design £1.95

TSK120 Kestrel Design £1.95

TSK121 Kestrel Design £1.95

TSK122 Kestrel Design £1.95

TSK123 Kestrel Design £1.95

TSK124 Kestrel Design £1.95

TSK125 Kestrel Design £1.95

TSK126 Kestrel Design £1.95

TSK127 Kestrel Design £1.95

TSK128 Kestrel Design £1.95

TSK129 Kestrel Design £1.95

TSK130 Kestrel Design £1.95

TSK131 Kestrel Design £1.95

TSK132 Kestrel Design £1.95

TSK133 Kestrel Design £1.95

TSK134 Kestrel Design £1.95

TSK135 Kestrel Design £1.95

TSK136 Kestrel Design £1.95

TSK137 Kestrel Design £1.95

TSK138 Kestrel Design £1.95

TSK139 Kestrel Design £1.95

TSK140 Kestrel Design £1.95

TSK141 Kestrel Design £1.95

TSK142 Kestrel Design £1.95

TSK143 Kestrel Design £1.95

TSK144 Kestrel Design £1.95

TSK145 Kestrel Design £1.95

TSK146 Kestrel Design £1.95

TSK147 Kestrel Design £1.95

TSK148 Kestrel Design £1.95

TSK149 Kestrel Design £1.95

TSK150 Kestrel Design £1.95

TSK151 Kestrel Design £1.95

TSK152 Kestrel Design £1.95

TSK153 Kestrel Design £1.95

METCALFE

READY CUT CARD KITS

MAIL ORDERS:

Metcalfe Models, Bell Busk
Skipton, North Yorkshire, BD23 4DU

PHONE ORDERS:

01729 830072

POSTAGE

up to £19.99 - £2.50
£20 and over - £4.50
We are now only taking UK orders.



Three new style kits made to go together to create all kinds of split level scenes without the need for lots of custom building.

RAILWAY

NEW!



Retaining Wall

A sectional wall easily extended with more kits. Features laser cut capping stones for a clean and crisp look.

N Codes: PN144 Stone - PN145 Brick **£8.99**
00 Codes PO244 Brick - PO245 Stone **£11.99**



Tapered Retaining Walls

A pair of sloping walls designed to stand either end of retaining walls. Can also be built to make a ramped roadway up to the bridge height.

N Codes: PN148 Brick - PN149 Stone **£8.99**
00 Codes PO248 Brick - PO249 Stone **£12.99**

Note: Two tapered walls kits are needed to make a ramp for either side of the bridge as shown here.

RAILWAY



Railway Bridge

Designed to be used with the retaining walls. Can be made double or single track over the top.

N Codes: PN146 Brick - PN147 Stone **£11.99**
00 Codes PO246 Brick - PO247 Stone **£13.99**

ALL THREE KITS AVAILABLE IN BRICK OR STONE STYLES



TOWN & COUNTRY

00/H0 Parish Church

One of our nicest designs, the kit includes intricate laser cut windows and other fine cut components.

PO226 - **£15.99**



N scale version also available but doesn't contain laser cut components and is a slightly different design. PN126 - £8.25

TOOLS

Ultra Fine Glue Applicators

Ultra fine applicators for precise flow of liquid glue, an essential tool when building our finer scale kits. Pack of 3 (glue not included).

MT907 / **£3.50**



Follow us
@MetcalfeModelsT



MIDI KIT



Wooden Pavilion

A sports or cricket clubhouse. Ideal for the edge of a village green.
00 / PO410 / **£6.50**

MINI KIT



Picnic Tables


Pack contains three table with umbrellas. Note: Umbrella poles not included. Made from paper clips. Only in 00.
00 / PO510 / **£5.50**

RAILWAY

Footbridge

A covered bridge detailed inside and out. Includes extra lower steps for non platform height.

00 / PO236 / **£10.35**
N / PN136 / **£9.50**



Span 170mm.



Easily add on extra kits to extend the bridge over more tracks.

Visiting Skipton? You will find the full range of Metcalfe kits at Craven Model Centre, Mount Pleasant, Skipton High Street, BD23 1JZ

METCALFE

READY CUT CARD KITS

www.metcalfemodels.com



find us on
Facebook

INDUSTRIAL PERFECTION...

Three industrial buildings that can be arranged in different ways to create superb mills and factories...

INDUSTRIAL

00/ H0 Boilerhouse & Factory Entrance

A grand entrance for your factory designed to stand with the PO283 and PO282 kits. The boilerhouse with its large chimney creates a spectacular scene.

PO284 - £13.99



00/H0 Warehouse

A very sturdy industrial building, that can be built as low relief or stand alone.


PO282 - £13.99

INDUSTRIAL

00/H0 Small Factory

A single storey factory with a northlight roof and loading bay. Designed to stand alongside other kits in the industrial range.

PO283 - £13.99



STOP PRESS!

N Scale versions of these industrial buildings to be released very soon...

TOWN & COUNTRY

00 LOW RELIEF HIGH STREET BUILDINGS

PO205

PO206

PO271

Great for backdrops and limited spaces.

Works well with our retaining walls as shown here.

Pub & Shops:

PO205 - £9.20

Cinema:

PO206 - £9.20

Bank & Shop:

PO271 - £11.50





Branchline 2015 New Items



Class J72 0-6-0T
Pre-order for £75.00



31-060 8680 in LNER lined green
31-061 69001 in BR black with early emblem
31-062 69028 in BR black with late crest

Class 6P Royal Scot 4-6-0
Pre-order for £135.00



31-285 6130 'The West Yorkshire Regiment' in LMS crimson
31-286 46163 'Civil Service Rifleman' in BR black
31-287 46151 'The Royal Horse Guardsman' BR green

Class V2 2-6-2
Pre-order for £135.00



31-566 3645 in LNER black
31-567 60881 in BR green with late crest

Class J39 0-6-0
Pre-order for £80.00



31-866 1803 in LNER Black
31-867 64792 in BR black with early emblem

Class K3 2-6-0
Pre-order for £95.00



32-279A 1304 in LNER lined black
32-281 61862 in BR lined black with early emblem

Class 94xx 0-6-0
Pre-order for £85.00



35-026 9402 in GWR Green
35-026 9487 in BR black with early emblem
35-027 9479 in BR black with late emblem

LNWR 0-6-2T Webb Coal Tank
Pre-order for £102.00



35-050 LNWR plain black livery
35-051 LMS black livery
35-052 BR black early emblem

(Prices estimated - we will notify you if price rises & offer option to cancel)

Class 70 diesel



31-590 70015 in Freightliner livery with air intake modifications £152.95
31-591 70805 in Colas livery with air duct boxes £98.00

Class 55 Diesel
Pre-order for £113.01



32-532 55007 "PINZA" BR blue - Finsbury Park white cab windows
31-533 D9001 "St. Paddy" in BR two-tone green - weathered

See the entire range at ehattons.com/bachmann2015

(Prices estimated - we will notify you if price rises & offer option to cancel)

Limited Edition J94s & Austeritys, Class 14xx & Kings from Hatton's, being produced by DJ Models

Class 14xx
Pre-order for £99



Pristine

H1401 48xx 4825 in GWR unlined green Great Western
H1404 58xx 5808 in GWR unlined green Shirtbutton
H1406 14xx 1420 in GWR unlined green G W R
H1408 58xx 5816 in BR lined black BRITISH RAILWAYS
H1409 14xx 1470 in BR lined black early emblem
H1410 58xx 5819 in BR unlined black early emblem
H1413 14xx 1444 in BR lined green early emblem
H1414 14xx 1450 BR lined green late crest
H1416 14xx 1409 BR unlined green late crest

Lightly Weathered

H1402 58xx 5814 in GWR unlined green Great Western
H1403 48xx 4871 in GWR unlined green Shirtbutton
H1405 48xx 4807 in GWR wartime black G W R
H1407 58xx 5802 in GWR unlined green G W R
H1411 58xx 5801 in BR unlined green G W R

Heavily Weathered

H1412 14xx 1474 in BR unlined black early emblem
H1415 14xx 1432 BR lined green late crest

Due Q4 2015 - Q1 2016
www.ehattons.com/j94

Austerity's & J94 Limited Editions of 200
Pre-order for £99



Pristine

J9401 "Robert" in NCB Bold Colliery lined green
J9402 71515 in Mech Navvies maroon
J9407 4 in NCB Backworth Colliery lined black
J9408 98 "Royal Engineer" in Army green
J9410 15 in Wemyss Private Railway lined brown

Lightly Weathered

J9403 J94 68012 in BR black late crest
J9405 "Hurricane" in NCB Bickershaw Colliery lined green
J9409 7 in NCB Littleton Colliery lined blue

Very Heavily Weathered



J9404 1763 NCB Peckfield Colliery lined maroon with chevrons
J9406 8 in NCB Mountain Ash Colliery lined green

Due Q1 2015
www.ehattons.com/14xx

Class 6000 King
Pre-order for £169



HK01 6000 "King George V" in GWR lined green with roundel
HK02 6019 "King Henry V" in GWR lined green with shield
HK03 6021 "King Richard II" in GWR lined green with shirtbutton

HK04 6029 "King Edward VIII" in GWR un-lined wartime green
HK05 6018 "King Henry VI" in GWR lined green
HK06 6025 "King Henry III" in BR ultramarine blue
HK07 6027 "King Richard I" in BR/GWR lined green
HK08 6028 "King George VI" in BR lined blue with early crest



HK09 6023 "King Edward II" in BR lined blue with early crest
HK10 6009 "King Charles II" in BR lined green with early crest
HK11 6017 "King Edward IV" in BR lined green with late crest
HK12 6026 "King John" in BR lined green with late crest
HK13 6005 "King George II" in BR lined green with late crest
HK14 6024 "King Edward I" in BR lined green with late crest
HK15 6000 "King George V" in BR lined green with early emblem

DCC Fitted versions also available for £179

HK01DCC - HK15DCC
Due Q4 2015 - Q1 2016
www.ehattons.com/king

UK P&P £4 per order
£2 P&P for single diecast items
Next Day £7 (Orders before 2pm)

13,500+ items on
www.ehattons.com/hm

Shop Open
Mon to Sat 8am to 6pm
Sunday 10am to 4pm

Phones Open
Mon to Thu 7am to 9pm
Fri & Sat 8am to 6pm
Sunday 9am to 5pm

All items in stock when advert created. Prices valid until 10/06/15. Errors excepted.

Payment for pre-orders only accepted by credit or debit card



Visit

www.ehattons.com/preorder

for all forthcoming releases

OO Gauge (1:76 Scale)

Steam locos



266208 Beyer Garratt 2-6-0 0-6-2 47996 BR early emblems on cabsides & numbers on tanks 1949-56. Heavily weathered (Hel) £199
31-531 Class 100 Midland Compound 4-4-0 1189 in LMS black (Bac) £118.96
R3106 Class 2800 2-8-0 steam loco 2807 in GWR as preserved (Hor) £120



32-828A Class 2MT Ivatt 2-6-0 46526 in BR lined green late crest - weathered (Bac) £110.46



31-128^ Class 30xx 2-8-0 ROD 3036 in BR black early emblem - weathered (Bac) (list £142.95) BARGAIN £94



31-727 Class 3700 City 4-4-0 3439 "City Of London" GWR Green Monogram (Bac) £106.21
R3006 Class 3800 2-8-0 3864 in BR weathered black early emblem (Hor) £106
31-626A Class 3F 0-6-0 43257 in BR black early emblem (Bac) £84.96



31-628DC Class 3F 0-6-0 43620 in BR black late crest - weathered. DCC On Board (Bac) £101.96
R3229 Class 4000 Star 4-8-0 4021 "British Monarch" BR green early crest (Hor) £125.10



R3222 Class 42XX 2-8-0 4261 in Great Western green (Hor) £111.20



R3170 Class 4900 4-6-0 Hall 4901 "Adderley Hall" in GWR (livery tbc) (Railroad range). New tooling for 2013 (Hor) £67
R3169 Class 4900 4-6-0 Hall 5972 "Olton Hall" in GWR (Railroad range). New tooling for 2013 (Hor) £67
31-880 Class 4F 0-6-0 3851 in LMS black Johnson/Deeley tender (Bac) £76.46



31-881 Class 4F 0-6-0 43875 in BR black early emblem and Johnson/Deeley tender (Bac) £84.96



R2881 Class 5 Black 5 5112 in LMS lined black (Railroad Range) (Hor) £66



31-188 Class 5XP Jubilee 4-6-0 45565 "Victoria" in BR lined green late crest - weathered (Bac) £127.46



31-213DS Class 6P Patriot 4-6-0 45504 "Royal Signals" in BR green late crest. DCC Sound Fitted (Bac) (list £268) BARGAIN £189



R3086 Class A1 "Flying Scotsman" in LNER Apple green. Upgraded to 3-pole motor flywheel (Railroad range) (Hor) (list £82.49) BARGAIN £64
32-550B^ Class A1 4-6-2 60163 "Tornado" in BR lined Brunswick green (Bac) (list £159.95) BARGAIN £98
R3245TTS Class A1 Peppercorn 4-6-2 "Tornado" in BR Blue (as running on mainline) - TTS Sound (Hor) £143.70
R3285TTS Class A4 4-6-2 4469 "Gadwall" in LNER Garter blue TTS Sound - Railroad range (Hor) £92.70



R2784X Class A4 4-6-2 60022 "Mallard" in BR green late crest - DCC Fitted (Railroad Range) (Hor) (list £92.25) BARGAIN £59
R2922X Class B17/6 Sandringham 4-6-0 61650 "Grimsbey Town" in BR late crest DCC Fitted (Hor) £125
31-146 Class D11/1 4-4-0 62663 "Prince Albert" BR black early emblem (Bac) £101.96



31-137 Class D11/2 4-4-0 6385 "Luckie Mucklebackit" in LNER black (Bac) £106.21



35-078 Class E4 Brighton tank 0-6-2 32500 in BR black late crest (Bac) NEW £93.46



35-077 Class E4 Brighton tank 0-6-2 32556 in BR black early emblem (Bac) NEW £93.46



35-076 Class E4 Brighton tank 0-6-2 473 in Southern green (as preserved) (Bac) NEW £93.46



31-320DC Class J11 Robinson (GCR 9J) 64325 in BR black late crest. DCC Fitted (Bac) £93.46



R3228 Class J94 0-6-0 12 in National Coal Board blue (Hor) £68.10



R3243 Class K1 2-6-0 62024 in BR late crest (Hor) £120.50



R3208 Class V Schools 4-4-0 30915 "Brighton" in BR black early emblem & tender (Hor) (list £139.99) BARGAIN £105
R3194 Class V Schools 4-4-0 30937 "Epsom" BR black early emblem (Hor) £112



32-954 Standard class 4MT 2-6-0 76058 in BR lined black early emblem (Bac) £93.46
32-955 Standard class 4MT 2-6-0 76109 BR lined black late crest (Bac) £101.96
32-508 Standard Class 5MT 73049 BR lined green late crest & BR1 tender (Bac) £110.46



32-261 WD Austerity 2-8-0 90441 in BR black early emblem (Bac) £114.71
32-260DC WD Austerity 2-8-0 90448 BR black with late crest. DCC On Board (Bac) £130

Train packs



30-325 Ambulance Train No.40 Train Pack GWR Class 3700 No.3711 "City of Birmingham" in WWI khaki, 3 x coaches in olive green & 6 x WWI figures (Bac) £140.20



25-2014 Bachmann OO Scale Silver Anniversary Set Class 5P Jubilee & Class 47 locos in wooden box certificate (Bac) £212.46
R2670 Class 101 0-4-0 steam loco GWR green open wagon, closed van & brake van (Hor) £42



30-575 The Railway Children Train Pack GWR 57xx Pannier in GNSR, 2 x GNSR Coaches & Scenecraft Oakworth Station Building (Bac) £114.71



R3220 Tyseley Connection train pack Hall Class "Pitchford Hall" in GWR green & 3 Mk1 coaches in chocolate and cream (Hor) (list £199.99) BARGAIN £149

Diesel locos



31-366 Class 03 0-6-0 diesel shunter D2016 in BR Green (Bac) £70.51



31-364 Class 03 0-6-0 diesel shunter D2383 in BR green wasp stripes - weathered (Bac) £76.46
R2821 Class 09 09017 National Railway Museum maroon - Railroad range (Hor) £34.20



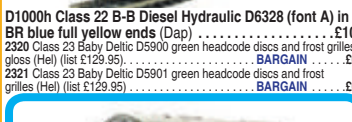
1405^ Class 14 "Teddy Bear" (ex British Rail Green) Blue Circle Cement (ex D9526) (Weathered). (Hel) (list £115) BARGAIN £75
1406^ Class 14 "Teddy Bear" British Steel 45 (Ex British Rail) Green (Weathered) wasp ends. (Hel) (list £115) BARGAIN £75



1717 Class 17 diesel D8606 in green full yellow ends (Hel) £87



4D-012-003 Class 22 B-B Diesel Hydraulic D6311 in BR green small yellow panels & disc headcode box (Dap) £103
4D-012-001 Class 22 B-B Diesel Hydraulic D6316 in BR Green. Small yellow panels and disc headcode box (Dap) £103



D1000h Class 22 B-B Diesel Hydraulic D6328 (font A) in BR blue full yellow ends (Dap) £104
2320 Class 23 Baby Deltic D5900 green headcode discs and frost grilles - gloss (Hel) (list £129.95) BARGAIN £69
2321 Class 23 Baby Deltic D5901 green headcode discs and frost grilles (Hel) (list £129.95) BARGAIN £69



2322 Class 23 Baby Deltic D5905 green headcode discs and no frost grilles (Hel) (list £129.95) BARGAIN £69
2308^ Class 23 Baby Deltic diesel D5900 in BR Green large yellow ends. (Hel) (list £119.95) BARGAIN £72
32-431DC Class 24 24077 in BR blue indicator discs. DCC Fitted (Bac) £101.96
2800^~ Class 28 Co-Bo Diesel D5700 Full BR Green - modified windows. (Hel) (list £125) BARGAIN £80



2801 Class 28 Co-Bo Diesel D5705 BR Green Small Yellow Panels (as preserved). (Hel) (list £125) BARGAIN £89
2810^ Class 28 Co-Bo Diesel D5714 Full BR Green - modified windows. (Hel) (list £125) BARGAIN £89
R3067 Class 31 Diesel Electric 31256 BR Blue (Railroad Range) (Hor) (list £64.99) BARGAIN £57



3431 Class 33/0 diesel 6544 in BR blue full yellow ends (Hel) £95
3413 Class 33/0 diesel D6530 in BR green experimental yellow panels rounded top corners (Hel) £95



3521 Class 35 Hymek D7003 in BR green (Hel) £94
3519 Class 35 Hymek D7064 in BR blue small yellow warning panels (Hel) £94



3520 Class 35 Hymek D7070 in BR blue full yellow ends (Hel) £94



32-781A Class 37/0 37034 BR Blue Split Head Code - weathered (Bac) £97.71



32-480DS Class 40 D211 "Mauretania" in BR green indicator discs. DCC Sound on board (Bac) (list £244.95) BARGAIN £189
31-655 Class 47/3 47301 "Centurion" BR Railfreight grey red stripe (Bac) £97.71
32-815 Class 47/8 47834 "Fire Fly" BR Intercity Swallow (Bac) £93.46



4D-003-005 Class 52 D1072 "Western Glory" in BR blue full yellow panel (Dap) £109
4D-003-007 Class 52 diesel D1012 "Western Firebrand" in BR maroon small yellow panels (Dap) £119



4D-003-008 Class 52 diesel loco D1023 "Western Fusilier" in BR maroon small yellow panels (Dap) £109



4D-003-012 Class 52 diesel loco D1026 "Western Centurion" in BR blue full yellow ends - weathered (Dap) £113



32-529B Class 55 Deltic D9011 in BR two-tone green. Weathered (advertised earlier as "pristine") (Bac) £93.46
5622 Class 58 58006 Railfreight Redstripe Livery. (Hel) £125



5826 Class 58 58028 Plain Triple Grey Livery (Hel) £125
5824 Class 58 58030 in EWS Livery (Hel) £125



32-980 Class 66/9 66731 "InterhubGB" in GBRI Europorte (Bac) £93.46
R3268 Class 67 67003 in Arriva Trains Wales (Hor) £129.80

Visit

www.ehattons.com/brm14,000+ items available
with live stock information

Train sets - DCC

30-042 DCC starter train set 0-6-0 Saddle Tank loco & 0-6-0 Junior Diesel Shunter, 2 wagons, brake van & 36-500 controller (Bac) £127.49
 R173 e-Link DCC Western Master train set GWR Class 2721 steam loco & 3 wagons (Hor) £120
 30-048 Highland Tourer Digital Sound Set Class 37/4 37418 in BR blue and Mk2 TSO & BSO coaches in Far North green & cream (Bac) ... £255

Coaches



R4633 BR blue & grey MK3 TF first class lights (Hor) £32.90
 R4633A BR blue & grey MK3 TF first class lights (Hor) £32.90



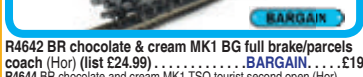
R4611 BR blue & grey MK2E FO first open lights (Hor) £27.80
 R4613 BR blue & grey MK2E TSO tourist second open (Hor) £23.10



R4610 BR blue & grey MK2E TSO tourist second open lights (Hor) £27.80



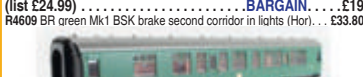
R4642 BR chocolate & cream MK1 BG full brake/parcels coach (Hor) (list £24.99) BARGAIN £19
 R4644 BR chocolate and cream MK1 TSO tourist second open (Hor) (list £24.99) BARGAIN £19



R4642 BR chocolate & cream MK1 BG full brake/parcels coach (Hor) (list £24.99) BARGAIN £19



R4620 BR crimson and cream Mk1 SO second open (Hor) (list £24.99) BARGAIN £19
 R4609 BR green Mk1 BSK brake second corridor in lights (Hor) £33.80



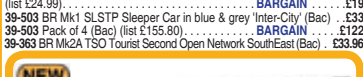
R4607 BR green Mk1 CK composite corridor lights (Hor) £33.80
 R4608 BR green Mk1 SK second corridor in lights (Hor) £33.80
 R4634B BR InterCity blue & grey Mk3 TS second class lights (Hor) £32.90
 R4619 BR Maroon Mk1 BG full brake/parcels coach (Hor) (list £24.99) BARGAIN £19



R4643 BR maroon Mk1 SO second open (Hor) (list £24.99) BARGAIN £19
 R4621 BR maroon Mk1 TSO tourist second open (Hor) (list £24.99) BARGAIN £19



39-503 BR Mk1 SLSTP Sleeper Car in blue & grey 'Inter-City' (Bac) £33
 39-503 Pack of 4 (Bac) (list £155.80) BARGAIN £122
 39-363 BR Mk2A TSO Tourist Second Open Network SouthEast (Bac) £33.96



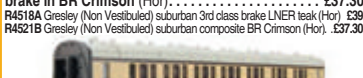
R4676 BR Mk3 Intercity Coach Pack x 3 (Hor) NEW £92.58
 R4580 Eurostar Class 373 Blue Livery Divisible Centre Saloons Coach Pack (Hor) NEW £41.66
 R4370D First Great Western Mk3 Standard Open Coach (Hor) £26.38



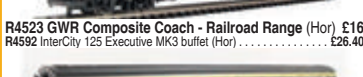
R4522B Gresley (Non Vestibled) suburban 3rd class brake in BR Crimson (Hor) £37.30
 R4518A Gresley (Non Vestibled) suburban 3rd class brake LNER livery (Hor) £39
 R4521B Gresley (Non Vestibled) suburban composite BR crimson (Hor) £37.30



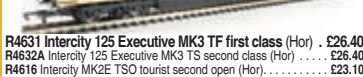
R4523 GWR Composite Coach - Railroad Range (Hor) £16
 R4592 InterCity 125 Executive MK3 buffet (Hor) £26.40



R4631 Intercity 125 Executive MK3 TF first class (Hor) £26.40
 R4632A Intercity 125 Executive MK3 TS second class (Hor) £26.40
 R4616 Intercity MK2E TSO tourist second open (Hor) £23.10
 R4574 LNER Thompson Teak effect Non-Corridor Brake third class coach (Hor) £40



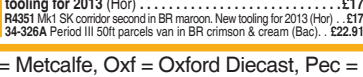
R4350 Mk1 CK corridor composite in BR maroon. New tooling for 2013 (Hor) £17
 R4351 Mk1 SK corridor second in BR maroon. New tooling for 2013 (Hor) £17
 34-326A Period III 50ft parcels van in BR crimson & cream (Bac) £22.91



34-326A Period III 50ft parcels van in BR crimson & cream (Bac) £22.91



R4350 Mk1 CK corridor composite in BR maroon. New tooling for 2013 (Hor) £17
 R4351 Mk1 SK corridor second in BR maroon. New tooling for 2013 (Hor) £17
 34-326A Period III 50ft parcels van in BR crimson & cream (Bac) £22.91



R4350 Mk1 CK corridor composite in BR maroon. New tooling for 2013 (Hor) £17
 R4351 Mk1 SK corridor second in BR maroon. New tooling for 2013 (Hor) £17
 34-326A Period III 50ft parcels van in BR crimson & cream (Bac) £22.91



34-330 Period III 50ft parcels van in BR departmental black 'Electrification' (Bac) £22.91
 R4481 Pullman 3rd Class Kitchen 'Car No. 60' - Matchboard type (Hor) (list £49.99) BARGAIN £25

Wagons

R6679A BR Horse Box 'M42178' (Hor) £18.51
 R6679 BR Horse Box 'M42369' (Hor) £18.51



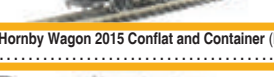
R6707 BR Railfreight HAA MGR Wagon Triple Pack (Hor) £64.81



R6713A BR Vent Van Bauxite Triple Pack (Hor) NEW £25.92



R6717 Hornby Wagon 2015 Conflat and Container (Hor) NEW £9.25




R6678A LMS Horse Box '42409' (Hor) NEW £18.51
 R6678 LMS Horse Box '42513' (Hor) £18.51
 R6682C LNER Extra Long CCT Van '1238' (Hor) £12.49



R6678 LMS Horse Box '42513' (Hor) £18.51
 R6682C LNER Extra Long CCT Van '1238' (Hor) £12.49



38-500 Megapack of 8 'Covhop' covered hopper in BR bauxite (Bac) (list £183.60) BARGAIN £126
 38-500 Single (Bac) £18.28
 38-500 Pack of 4 (Bac) (list £91.80) BARGAIN £66



38-502 Megapack of 8 'Covhop' covered hopper in British Industrial Sand bauxite & black (Bac) (list £183.60) BARGAIN £126
 38-502 Single (Bac) £18.28
 38-502 Pack of 4 (Bac) (list £91.80) BARGAIN £66



38-501 Megapack of 8 'Covhop' covered hopper in soda ash light grey (Bac) (list £183.60) BARGAIN £126
 38-501 Single (Bac) £18.28
 38-501 Pack of 4 (Bac) (list £91.80) BARGAIN £66



37-479 1 plank wagon in BR bauxite (Late) (Bac) £8.46
 37-478 1 plank wagon in LMS bauxite (Bac) £8.46



38-700 12 Ton Pipe Wagon BR Bauxite (Early) (Bac) £17.81
 38-701 12 Ton Pipe Wagon BR Bauxite (Late) (Bac) £17.81
 38-072 12 ton Southern 2+2 planked ventilated van Express Dairies Eggs (Bac) £11.86



38-325A~ 13 Ton high sided steel open wagon chain pockets in BR bauxite (early) (Bac) (list £14.50) £10
 38-325A~ Pack of 4 (Bac) (list £58) BARGAIN £38
 38-325A~ Megapack of 8 (Bac) (list £116) BARGAIN £74



38-327A~ 16 ton steel mineral wagon without top flap doors in BR grey weathered (Bac) £12.71
 37-532 20 ton brake van CAP/2TV in BR bauxite (Bac) NEW £20.36



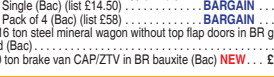
38-327A~ 16 ton steel mineral wagon without top flap doors in BR grey weathered (Bac) £12.71
 37-532 20 ton brake van CAP/2TV in BR bauxite (Bac) NEW £20.36



38-327A~ 16 ton steel mineral wagon without top flap doors in BR grey weathered (Bac) £12.71
 37-532 20 ton brake van CAP/2TV in BR bauxite (Bac) NEW £20.36



38-327A~ 16 ton steel mineral wagon without top flap doors in BR grey weathered (Bac) £12.71
 37-532 20 ton brake van CAP/2TV in BR bauxite (Bac) NEW £20.36



38-327A~ 16 ton steel mineral wagon without top flap doors in BR grey weathered (Bac) £12.71
 37-532 20 ton brake van CAP/2TV in BR bauxite (Bac) NEW £20.36



R3272 Class 67 67006 'Royal Sovereign' (Hor) (list £139.99) BARGAIN £110
 31-995 Class D16 LMS 10000 BR Brunswick green lined orange & black (Bac) £101.96
 31-996 Class D16 LMS 10000 in BR Brunswick green part eggshell blue waistband (Bac) £101.96



4010- English Electric DP2 prototype in BR Brunswick green (as per 1962 to May 1965) (Hel) (list £129.95) BARGAIN £75



4011- English Electric DP2 prototype in BR two-tone green (as per 1965 until withdrawal in 1967) (Hel) (list £129.95) BARGAIN £70



4005- Lion Diesel loco D0260 in white 5 gold stripes (Hel) (list £129.95) BARGAIN £70

Electric locos

31-678 Class 85 (AL5) Bo-Bo Electric 85026 in BR blue single pantograph (Bac) (list £112.45) BARGAIN £86
 31-677 Class 85 (AL5) Bo-Bo Electric E3056 BR blue single pantograph (Bac) £118.96



R3347 Class 92 92019 "Wagner" in Railfreight/EWS (Hor) NEW £74.06

HSTs



R3270 Class 43 twin pack - Midland Mainline HST in teal green (Hor) NEW £194.70

DMUs

32-287 Class 101 2 Car DMU BR blue & grey 'Cambridge/Norwich' (Bac) £135.96



32-285 Class 101 2 Car DMU in BR green speed whiskers 'Newcastle/Middlesbrough' (Bac) £135.96
 32-412 Class 108 3 Car DMU in BR blue full yellow ends (Bac) £132
 8940 Class 128 DPU Blue full yellow ends and flush fronts M55993 (Hel) (list £119.95) BARGAIN £69



8942 Class 128 DPU in BR blue - weathered M55995 (Hel) (list £129.95) BARGAIN £69



8902 Class 128 DPU W55991 in early BR blue white cab roof domes and yellow gangway door covers (Hel) (list £119.95) BARGAIN £69
 32-928 Class 150/1 2-car DMU 150150 in BR Regional Railways Sprinter - weathered (Bac) £148.71



32-938 Class 150/2 2-car DMU 150204 in Northern Rail (Bac) £140.21



31-256DC Class 251 Blue Pullman 6-car Midland set in Nanking blue full yellow ends. DCC Fitted (Bac) (list £349.95) BARGAIN £290



32-516A Derby Lightweight 2 Car DMU in BR green speed whiskers (Bac) £123.21



8704 Railbus W&M E79962 in green large yellow panel - weathered. (Hel) (list £129.95) BARGAIN £79



8800 Railcar W79975 in BR light green speed whiskers & semi-gloss finish (Hel) £94

EMUs



R3184 1960 Brighton Belle Pullman Train Pack in Umber and cream (Hor) £176.10



R3290 Class 2-HAL 2 car EMU in BR green small yellow ends (Hor) (list £130.25) BARGAIN £96



R3215 Class 373 Eurostar 4 car EMU in latest 2014 Eurostar. (Hor) NEW £157.40



R3185 Class 395 Javelin 4 car EMU "Sir Chris Hoy" in Southeastern (Hor) £132
 31-375 Class 416-2-car EPB EMU in BR blue (Bac) (list £124.95) BARGAIN £98

Track Maintenance vehicles



B800 Non-motorised OO Track Cleaner motorised cleaning heads & vacuum in blue (Dap) £56



36-165A Plasser Tamper track maintenance machine (motorised) (Bac) £63.71
 31-575 Windhoff MPV Multi-Purpose master and slave units 'Network Rail' (Bac) £126.61



30-160 Rural Commuter set Class 105 2 car DMU in BR green small yellow panels (Bac) £84.99
 30-170 Thames Clyde Express Midland Compound 1000, 2 x corridor composite & 3rd brake coach in LMS (Bac) £148.71



R1169 Tomado Pullman Express train set Class A1 4-6-2 60163 'Tomado' & 3 Pullman cars (Hor) (list £150). BARGAIN £93



Prices valid until 10/06/15

Orders received after this date for products that have increased in price will be given a refund

NEW



37-531 20 ton brake van in BR bauxite - weathered (Bac) **NEW** £20.83
37-530 20 ton brake van in BR grey - weathered (Bac) **NEW** £20.83
37-529A 20 ton brake van in LNER oxide (Bac) **NEW** £20.36



R6663 20 Ton tank wagon 'Victor Blagden & Co. Ltd.' (Hor) (list £13.99) **BARGAIN** £11
33-307 20 ton Toad brake van in BR bauxite (Bac) £11.86
33-308 20 ton Toad brake van in BR grey - weathered (Bac) £12.71



38-402A 25 ton Pill Box brake van in BR bauxite (Bac) £20.36



38-401A 25 ton Pill Box brake van in BR grey - weathered (Bac) £21.21
37-933 3 plank wagon in LMS grey (Bac) £9.31
R6606 3 x HAA MGR coal wagons (Railroad range) (Hor) £19
R6606 Box of 12 (Hor) (list £249) **BARGAIN** £210



R9706 3 x open wagons - SC Ruffey, Sodor Scrap & brake van (Thomas the Tank range) (Hor) (list £34.99) **BARGAIN** £14



38-041B Megapack of 8 31 Tonne OBA open wagon in Railfreight (Bac) (list £175.60) **BARGAIN** £116
38-041B Single (Bac) £16.53
38-041B Pack of 4 (Bac) (list £87.80) **BARGAIN** £80



38-120B Megapack of 8 35 Ton VAA box van sliding door in Railfreight red & grey - weathered (Bac) (list £191.60) **BARGAIN** £136
38-120B Single (Bac) £20.36
38-120B Pack of 4 (Bac) (list £35.80) **BARGAIN** £72



38-126A Megapack of 8 35 Ton VBB box van sliding door in BR bauxite - weathered (Bac) (list £24.95) **BARGAIN** £20.36
38-126A Single (Bac) (list £24.95) **BARGAIN** £20.36
38-126A Pack of 4 (Bac) (list £99.80) **BARGAIN** £72
R6662 4 plank wagon 'Old Radnor' (Hor) (list £10.25) **BARGAIN** £8
38-064 45 tonne glw MEA open box wagon in EWS - weathered (Bac) £13.56

NEW



4F-031-017 6 Wheel Milk Tanker Express Dairy 'E' (Dap) **NEW** £13
4F-031-018 6 Wheel Milk Tanker Express Dairy 'E' - weathered (Dap) **NEW** £14



38-352A BAA steel carrier steel coils in Railfreight red & black (Bac) £22.06



38-427 Megapack of 8 Bulk grain bogie hopper in 'Traffic Services Limited' (Bac) (list £479.60) **BARGAIN** £330
38-427 Single (Bac) £46.71
38-427 Pack of 4 (Bac) (list £239.80) **BARGAIN** £172



38-425 Megapack of 8 Bulk grain bogie hopper in VTG 'Traffic Services' - weathered (Bac) (list £479.60) **BARGAIN** £370
38-425 Single (Bac) £51.39
38-425 Pack of 4 (Bac) (list £239.80) **BARGAIN** £192



38-345A^ Megapack of 8 FNA Nuclear Flask Wagon flat floor & round buffers in standard buff - Flask 9 (Bac) (list £239.80) **BARGAIN** £128
38-345A^ Single (Bac) (list £29.95) **BARGAIN** £17
38-345A^ Pack of 4 (Bac) (list £119.80) **BARGAIN** £65
R6366 Fuel wagon pack with Shell, Texaco & Total tankers (Hor) £12



4F-013-011 Gunpowder Van GWR W105762 (Dap) **NEW** £9
4F-013-012 Gunpowder Van GWR W105762 - weathered (Dap) **NEW** £10
569 GWR Brake Van 20t Toad (Rat) **NEW** £6.50



R6625 GWR Mogoo Van (Hor) (list £11.49) **BARGAIN** £9



37-313 Intermodal bogie wagon 2 x 45ft containers in Maersk (Bac) £42.46



38-250 Pack of 4 IPA twin double deck car transporter in 'STVA' red (Bac) (list £199.80) **BARGAIN** £140
38-250 Single (Bac) £37
38-212A JJA auto ballaster in Railtrack curved top profile (4 per rake each Generator wagon) (Bac) £42.46
38-212A Pack of 4 (Bac) (list £199.80) **BARGAIN** £160



38-200A Megapack of 8 JPA bogie cement hopper 'VTG - Lafarge Cement' (Bac) (list £287.60) **BARGAIN** £212
38-200A Single (Bac) £30.56
38-200A Pack of 4 (Bac) (list £143.80) **BARGAIN** £112



38-751 Long Tube Wagon BR Bauxite (Early) (Bac) **NEW** £22.06



38-752 Long Tube Wagon BR Bauxite (Late) (Bac) **NEW** £22.06
38-750 Long Tube Wagon BR bauxite (previously announced as BR grey) (Bac) **NEW** £22.91



38-300 Pack of 4 OTA (ex-VDA) timber carrier lumber load in BR Railfreight (Bac) (list £99.80) **BARGAIN** £77
38-300 Single (Bac) £20
37-672 Pack of 3 14 Ton tank wagons in British Tar - weathered (Bac) £38.21



37-236 Pack of 3 16 ton steel mineral wagons in NCB top flap doors - weathered (Bac) £33.96



38-287 Pack of 3 22 ton Presflos in BR bauxite - weathered (Bac) £66.73
38-285 Pack of 3 22 ton Presflos in Tunnel Cement (Bac) £46.71
37-982 Pack of 3 Conflat wagons in BR bauxite BD containers in BR crimson - weathered (Bac) £36.51



R6371 Pack of 6 Petrol tanker wagon in Shell black (Hor) (list £37.50) **BARGAIN** £33
R6371 Single (Hor) £6

Containers & Loads

B909F Megafret Twin Pack & 2 X 40' High Cube Containers (Dap) £25



B909E Megafret Twin Pack & 2 X 40' High Cube Containers, Malcolm Group (Dap) £25

Analogue controllers

36-560 Plug in 0.7 Amp transformer separate speed controller, track connector wires & power clip (Bac) £25.54

DCC decoders



36-554 21-pin 3-function 2-sided 1A decoder back EMF for slow running (Bac) £12




DCR-21PIN-Direct Box of 10 21-pin 4-function 1.1Amp direct plug decoder back EMF (Hat) £110
DCR-21PIN-Direct Single (Hat) £12
DCR-21PIN-Direct Box of 5 (Hat) £57



36-557 Pack of 5 21-pin E-Z Command 4-function 1A decoder back EMF (Bac) (list £92.50) **BARGAIN** £70
36-557 Single (Bac) £14.50
X9659 4-pin decoder for some train set locos and Sentinels (Hor) £10
DCC27 8 & 21-pin 4-function 1A (1.8A peak) small OMNI decoder (measures 23 x 27 x 10mm) (Gau) £16



R8249 Box of 6 8-pin 4-function 2-sided 0.5A (1A peak) decoder (Hor) £76
R8249 Single (Hor) £14



DCR-8PIN-Direct Box of 10 8-pin compact direct 4-function 1.1Amp decoder back EMF (Hat) £105
DCR-8PIN-Direct Single (Hat) £13
DCR-8PIN-Direct Box of 5 (Hat) £59
DCD-2360-5 ZEN 360 8-pin Direct 4-function 1.1A Decoder Stay Alive (14.2x12.5x3.5mm) (5 Pack) (DCC) £100

DCC accessory decoders



R8247 DCC accessory decoder (for points and motors) (Hor) £32
PC2 One Touch DCC Quad Point Controller x 4 (Tra) £32

DCC controllers



R8312 e-LINK Module, Railmaster Software & 1 Amp Transformer (PC/Laptop Required) (Hor) £68
36-504 EZ Command Dynamis Ultima DCC system (Bac) £250.71

Point motors

DCP-CB120MG Cobalt slow-action analogue point motor x 12 (ex DCP-CB12) (DCC) £135
DCP-CB60MG Cobalt slow-action analogue point motor x 6 (ex DCP-CB6) (DCC) £75
R8014 Mark 2 Point Motor (Hor) £7
TT300 Slow motion DCC point motor (Tra) £20



R8243 Surface Mounted point motor (Hor) £7

Lighting equipment

DML-LLBWH BR loco lamp white x 6 (DCC) £37.95
CL2 Standard Coach Lighting Strips - Warm White (Tra) £17
44-561 Wood post yard lamps (Bac) £10.16

Cables & Wires



PL-80 Power feed joiners - Code 100/124 (x4 pairs) (Pec) £5.50

Spares

36-026 10 x Mk2 Couplings mini type - long (Bac) £4.68
SL-111 Finescale insulated rail joiners/fishplates (Code 70, 75 & 83) for OO & HO gauge - Pack of 12 (Pec) £2



SL-110 Finescale rail joiners/fishplates (for code 70, 75 & 83) for OO & HO gauge - Pack of 24 (Pec) £2
SL-111 Insulated rail joiners/fishplates (for OO, HO & O gauge code 100 rails inc. Hornby, Peco & Peco Streamline) - Pack of 12 (Pec) £2



18KADEE NEM-362 Long Coupler - 10.61 mm (27/64") (w/o Draft Gear Boxes) (2 pair) (Kad) £3.50



18KADEE NEM-362 Medium Coupler - 8.63 mm (11/32") (w/o Draft Gear Boxes) (2 pair) (Kad) £3.50
GM50 OO/HO gauge loco wheel cleaner (Gau) £24

Wheel sets

R8096 Metal disc wheels on axles (10 axles) (Hor) £5.50



36-038 Pair of Y25 type bogies (Bac) £10.16

Buildings - railways

LK-20X Double length overall arched station roof (Pec) £20
44-144 Highley Station Booking Hall (215 x 80 x 105mm) (Bac) £59.46
PO216 Platform kit in red brick - Makes up to 8ft (Card Kit) (Met) £9



44-164 Shillingstone Station Building (265 x 120 x 105mm) (Bac) £59.46
44-178 Traction Servicing Depot (320 x 142 x 100mm) (Bac) £73.91
LK-80 Train Shed Unit (Pec) £25

Man-made scenic structure - railway-related



LK-55 76ft Well type turntable (Pec) £38



R083 Box of 6 Buffer Stop (Hor) £8
R083 Single (Hor) £1.40
44-560 Uniside cabinets (Bac) £6.76
533Ratio Signal Box Interior Kit (Unpainted) (Rat) £10.50
R460 Straight Platform (Hor) £3.50

Signals

R169 Home junction signal (Hor) £10



4L-002-001 Signal - Motorised, LMS home (OOSIGN3) (Dap) £22



44-246 Low relief terraces (120 x 19 x 104mm) (Bac) £22.91

Man-made scenic structure - non-railway
44-562 Metal fencing (Bac) £8.46

Bridges, Tunnels & Walls

44-0017 Double-track overroad bridge (Bac) £42.46
C003 Girder Bridge plastic kit (Dap) £6.65



Opening Hours

Shop 8am to 6pm Mon to Sat
10am to 4pm Sun

Phones 7am to 9pm Mon to Thu
8am to 6pm Fri & Sat
9am to 5pm Sun



44-225 Low Relief Retaining Walls (168 x 10 x 85mm) (Bac) £14.41
PO247 Railway Bridge in Stone (Met) £13
44-152 Railway Road Over Bridge (102 x 184 x 86mm) (Bac) £38.21
PO244 Retaining Wall in Red Brick - 4 sections per kit (Met) £11



PO245 Retaining Wall in Stone - 4 wall sections per kit (Met) £11

People - civil

36-407 1950s Train Crew x 6 (Bac) £6.21



36-047 Locomotive staff x 6 (Bac) £6.21
36-044 Station passengers standing x 6 (Bac) £6.21

Track - Code 100 Setrack

ST-245 Setrack curved double radius left handed point insulfrog (Pec) £14
ST-244 Setrack curved double radius right handed point insulfrog (Pec) £14
ST-201 Setrack double straight (Pec) £2
ST-247 Setrack medium radius Y point insulfrog (Pec) £10



ST-241 Setrack No.2 radius left handed point insulfrog (Pec) £9
ST-240 Setrack No.2 radius right handed point insulfrog (Pec) £9
ST-235 Setrack No.4 Radius Standard Curve. No "double" version produced - use 16 to form a circle (Pec) £2
ST-204 Setrack Quad Straight (Pec) £3.50
ST-204 Box of 24 (Pec) £76

Track - Code 100 Streamline



SL-100 Pack of 25 1 yard (91.5cm) length of Code 100 Wooden-sleeper nickel silver flexible track (Pec) £66
SL-100 Single (Pec) £3



SL-102 Pack of 25 1 yard (91.5cm) length of Nickle Silver concrete-sleeper flexible track (Pec) £70
SL-102 Single (Pec) £3
SL-E98 3 way medium radius point electrofrog (Pec) £25
SL-99 3 way medium radius point insulfrog (Pec) £25



SL-90 Double slip insulfrog (Pec) £31
SL-E98 Large Y point electrofrog (Pec) £11
SL-97 Left hand curved point (Pec) £12.50
SL-E87 Left hand curved point electrofrog (Pec) £12.50
SL-E88 Left hand large point electrofrog (Pec) £12



SL-99 Left hand large point insulfrog (Pec) £12
SL-96 Left hand medium point (Pec) £10
SL-E96 Left hand medium point electrofrog (Pec) £10



SL-92 Left hand small point (Pec) £9.50
SL-E92 Left hand small point electrofrog (Pec) £9.50
SL-94 Long crossing insulfrog (Pec) £10
SL-86 Right hand curved point (Pec) £12.50
SL-E88 Right hand curved point electrofrog (Pec) £12.50
SL-E88 Right hand large point electrofrog (Pec) £12
SL-88 Right hand large point insulfrog (Pec) £12
SL-95 Right hand medium point (Pec) £10




SL-E95 Right hand medium point electrofrog (Pec) £10
SL-91 Right hand small point (Pec) £9.50
SL-E91 Right hand small point electrofrog (Pec) £9.50
SL-80 Single slip insulfrog (Pec) £28

Track - Code 75 FineScale Streamline

SL-102F Pack of 25 1 yard (91.5cm) length of finescale Nickle Silver concrete-sleeper flexible track. (Pec) £72
SL-102F Single (Pec) £3



SL-100F Pack of 25 1 yard (91.5cm) length of Nickle Silver Finescale flexible track (Pec) £72
SL-100F Single (Pec) £3



SL-E199 3 way finescale medium radius point electrofrog (Pec) £27
SL-E109 Code 75 Medium Radius Concrete sleeper turnout LH (Pec) £12.50
SL-E109 Code 75 Medium Radius Concrete sleeper turnout RH (Pec) £12.50
SL-E187 Finescale left hand curved point electrofrog (Pec) £12.50
SL-E189 Finescale left hand large point electrofrog (Pec) £12



SL-E196 Finescale left hand medium point electrofrog (Pec) £12
SL-E192 Finescale left hand small point electrofrog (Pec) £10
SL-E186 Finescale right hand curved point electrofrog (Pec) £12.50
SL-E188 Finescale right hand large point electrofrog (Pec) £12



SL-E195 Finescale right hand medium point electrofrog (Pec) £12
SL-E191 Finescale right hand small point electrofrog (Pec) £10

Track & Points




R8090 Pack of 24 1 single yard length of Semi-Flexible Track (Hor) £79
R8090 Single (Hor) £3.50
R609 3rd radius double curve track (8 make a circle) (Hor) £3
R609 Circle of 8 (Hor) £22
R8262 Double 4th radius curve (8 make a circle) (Hor) £3



R601 Box of 24 Double Straight (Hor) £49
R601 Single (Hor) £2.25
R8224 Extension Pack D. 1 x R8072, 3 x R605, 1 x R608, 1 x R636, 1 x R083 (Hor) £32
R8072 Left Hand Standard Point (Hor) £9



36-603 Box of 10 Long straight track nickel silver (same as R603) (Bac) (list £34) **BARGAIN** £24.80
36-603 Single (Bac) £2.76
DCX-PBVP PowerBase OO Gauge Value Pack - use to setup PowerBase on 16ft (5 metres) of track and run 3 locos - 12 magnets (DCO) £24
R8075 Right hand curved point (Hor) £14.40



R8073 Right Hand Standard Point (Hor) £9
36-873 Right-Hand Standard Point (Bac) £7.52
R610 Short Straight (Hor) £1.50
R621 Single 970mm length of flexible track (Hor) £3
R621 Pack of 24 (Hor) £66



R600 Box of 24 Standard Straight (Hor) £33
R600 Single (Hor) £1.40

Track underlay

GM200 5 metres of realistic grey ballasted OO gauge underlay (Gau) £19
GM210 Brown ballasted underlay x 5 metres (Gau) £19

SL-50 Roll of foam track underlay sleeper indentation. Suitable for Setrack and Streamline 5m long (16' 4") (Pec) £9
R638 Roll of track foam underlay Approx: 4880mm (16ft) (Hor) £9

Railway publications

36-2015 Bachmann Branchline 2015 Catalogue (Bac) £6.80



R8150 Hornby 2015 Catalogue (Hor) £7.50

Buses

34003EFE AEC 2RT2 Bus "London Transport" (EFE) £26.50
23323 AEC RF Coach "Valiant" / "Silverline" (EFE) **NEW** £26.50
27704EFE AEC STL Bus (No Roof Box) Green Country "London Transport" (EFE) £26.50
B112B Bristol Lodekka LD50 Closed Platform "Eastern Counties" - Route 216 (Circa 1955 - 1972) (Bas) **NEW** £21
B112A Bristol Lodekka LD50 Closed Platform "Eastern Counties" - Route: Circular, Service, 239 (Circa 1954 - 1971) (Bas) **NEW** £21
B202A Bristol MW Single Deck Bus "Crosville" to Blaenau Ffestiniog (circa 1964-1977) (Bas) £16
B201A Bristol MW Single Deck Bus "Eastern Counties" to Cromer (circa 1959-1974) (Bas) £16
OM46410A Caetano CT650, Luckett's Travel, Isle of Wight Festival (Cor) £30



28011EFE Daimler DMS 1 door "West Midlands P.T.E" (EFE) **NEW** £26.50
18013EFE Daimler MCW Fleetline "Birmingham City Transport" (EFE) £26.50
18014EFE Daimler MCW Fleetline "Greater Manchester Transport" (EFE) **NEW** £26.50



27318EFE Leyland TD1 "Wilts & Dorset" (EFE) **NEW** £26.50



28824 Leyland Titan 2 door "London Transport" (EFE) **NEW** £26.50
36903EFE Park Royal Regent V "East Kent N.B.C." (EFE) **NEW** £26.50
76PAN001 Plaxton Panorama 1 Southdown (Oxf) £13
28823EFE Titan London Transport Golden Jubilee Bus (EFE) £29



76WFA002 Weymann Fanfare Grey Cars AEC (Oxf) £12
76WFL001 Weymann Fanfare Leyland Southdown (Oxf) £12

Cars



76SET32 5 Piece Land Rover Set III/Disco/Defender/Freelander (Oxf) **NEW** £19
76SET17C Land Rover 5 piece Set (Oxf) **NEW** £21
76MOC03 Mini Coupe Chilli Red/Black (Oxf) **NEW** £4.75
76REL004 Reliant Regal Honey Beige (Oxf) **NEW** £4.45



76RP004 Rover P6 Paprika (Oxf) **NEW** £4.45



76WO004 Woiseley 18/85 Maroon/Ivory (Oxf) **NEW** £4.45

76ATK002 Atkinson Borderer 40ft Fridge Trailer "Gibbs of Fraserburgh" (Oxf) £14
76OWB010 Bedford OWB Bristol Tramways (Oxf) £13
76TD003 Diamond T Charles Thurston (Oxf) £10



76EC001 ERF EC Olympic 40ft Fridge Scotlee Transport (Oxf) **NEW** £18



76FT13CC Ford Transit Coca-Cola (Oxf) **NEW** £4.95



76FT15CC Ford Transit LWB High Roof Coke Zero (Bottles) (Oxf) **NEW** £4.95



76FT18CC Ford Transit LWB High Roof Diet Coke (Bottles) (Oxf) **NEW** £5

76FCR001 Fowler B6 Crane Marston's Duke of York (Dorset) (Oxf) £13



76GG009 Green Goddess Robert Bros circus (Oxf) **NEW** £10



76SP009 Scammell Pioneer Artillery Tractor Luftwaffe Crete 1943 (Oxf) **NEW** £10

76SCL001 Scania Crane Lorry "D R Macleod" (Oxf) £13
76DBU001 Scania Topline Drawbar Unit "Eddie Stobart" (Oxf) £22
76STR001 Showmans Trailer Bertram Mills (Oxf) £9.95



76CTR001 Thurston Canvas Trailer (Oxf) **NEW** £10
DA88 Trader SWB Tipper "British Railways" Fleet No: EFT 7111 (Circa 1962 - 1972) (Bas) **NEW** £7.99



76DEF013 Land Rover Defender Station Wagon RAF (Oxf) **NEW** £4.75



76LAN180008 Land Rover Series 1 80" Canvas 34th Light AA Reg, RAF Firdan (Oxf) **NEW** £5



76F8005 Dennis F8 Devon Fire Brigade (Oxf) **NEW** £11



ND095a Britannia Pacific 4-6-2 70000 "Britannia" in BR Green late crest and original smoke deflectors (Dap) £107
372-626 Class 2MT Ivatt 2-6-0 46440 BR lined black early emblem (Gra) £93.46



2S-015-002 Class 2MT Ivatt 2-6-2 in BR black early emblem (Dap) £53
2S-015-003 Class 2MT Ivatt 2-6-2 in BR black late crest (Dap) £53



2S-009-005 Class 3800 2-8-0 3819 in GWR green GWR lettering (Dap) £105

Visit

www.ehattons.com/new

for new releases



2D-019-002 Class 43 HST Book Set in First Great Western purple - 43177, 43165 & two Mk 3 coaches (Dap) **NEW** £135



2S-010-003D Class 49xx Hall steam loco 4958 'Priory Hall' in GWR lined green. DCC fitted (Dap)£111



372-061 Class 4F 0-6-0 3851 in LMS black Johnson tender (Gra)£93.46
372-062 Class 4F 0-6-0 43975 BR black early emblem & Johnson tender (Gra)£93.46
372-060 Class 4F 0-6-0 43924 BR black late crest & Fowler tender (Gra) £93.46



372-139 Class 5 4-6-0 45206 in BR Lined Black Early Emblem (Gra)£118.96
372-138 Class 5 4-6-0 5190 in LMS plain black (Gra)£110.46



2S-007-007 Class 57xx Pannier #4607 in BR black early crest (Dap)£61
2S-007-008 Class 57xx Pannier #5724 GWR Green 'GWR' Lettering (Dap) £61
2S-007-013 Class 57xx Pannier 0-6-0 9744 in British Railways green (Dap) £61
372-461 Class 6P Jubilee 4-6-0 45572 'Eire' in BR lined green late crest - weathered (Gra)£118.96



372-480 Class 6P Jubilee 4-6-0 5664 'Nelson' in LMS Crimson (Gra)£110.46
2S-001-001D Class 7800 Manor 4-6-0 7801 'Anthony Manor' in GWR green shirubution emblem. DCC Fitted (Dap)£119
2S-017-002 Class 7MT Britannia 4-6-2 70009 'Alfred the Great' in BR green late crest. DCC Fitted (Dap)£101
2S-017-002D Class 7MT Britannia 4-6-2 70009 'Alfred the Great' in BR green late crest. DCC Fitted (Dap)£119
2S-017-004 Class 7MT Britannia 4-6-2 70021 'Morning Star' BR green late crest (Dap)£101



2S-017-005 Class 7MT Britannia 4-6-2 70025 'Western Star' in BR green late crest - weathered (Dap)£107



372-181 Class 8P Duchess 4-6-2 46229 'Duchess of Hamilton' BR green early emblem (Gra)£127.46
372-182 Class 8P Duchess 4-6-2 46235 'City of Birmingham' BR green late crest (Gra)£127.46



372-184 Class 8P Duchess 4-6-2 46245 'City of London' BR crimson late crest (Gra)£127.46
2S-013-005 Class 9F 2-10-0 92006 in BR black early emblem & BR1G tender - weathered (Dap)£94
2S-013-001 Class 9F 2-10-0 92088 BR black late crest & BR1C tender (Dap) £97



372-802 Class A1 4-6-2 60147 'North Eastern' in BR green early emblem (Gra) (list £144.40) **BARGAIN**£111
372-800A Class A1 4-6-2 60163 'Tornado' BR lined Brunswick green (Gra)£133.75
ND1293 Class A3 steam loco 2744 'Grand Parade' LNER apple green (Dap) £99



2S-008-001 Class A4 steam loco 60012 'Commonwealth of Australia' in BR green early crest (Dap)£105
372-402 Class J39 0-6-0 64791 BR black late crest & stepped tender (Gra) £90.71
372-403 Class J39 0-6-0 64841 in BR black late crest & stepped tender - weathered (Gra)£94.96
2S-016-002 Class M7 0-4-4 in BR black early emblem (Dap)£53



2S-016-003 Class M7 0-4-4 in BR black late crest (Dap) £53
2S-016-001 Class M7 0-4-4 in Southern Railway green (Dap)£53



372-186 Princess Coronation Class 4-6-2 46226 'Duchess of Norfolk' in BR Express Passenger blue early emblem (Gra)£127.46
372-185 Princess Coronation Class 4-6-2 46236 'City of Bradford' in BR black early emblem (Gra)£127.46

Diesel locos

371-019 Class 08 diesel 08897 in EWS - weathered (Gra)£76.46
2D-020-002 Class 153 DMU 153371 in London Midland grey & green (Dap) £79



2D-021-002 Class 156 2 car DMU 156419 in Provincial (Dap)£95
2D-021-001 Class 156 2 car DMU 156508 Strathclyde Passenger Transport (Dap)£95



371-032 Class 20 diesel 20063 in BR blue indicator discs - weathered (Gra)£93.46
2D-012-010D Class 22 diesel loco D6311 in BR green no yellow panels & disc headcodes. DCC Fitted (Dap)£124
2D-012-013 Class 22 diesel loco D6315 in BR blue (pre-TOPs font numbering) - weathered (Dap)£111



371-087 Class 25/2 diesel 25245 in BR blue (Gra)£84.96
ND205A Class 27 diesel D5356 in BR green and gangway doors (Dap)£93
2D-013-053 Class 27 diesel D5360 BR green small yellow panel (Dummy) (Dap) **NEW**£33



371-112 Class 31 diesel 31173 in BR blue full yellow ends (Gra)£100.26



371-110 Class 31 diesel 5826 in BR green full yellow ends (Gra)£100.26



371-111 Class 31 diesel D5596 in BR green small yellow panels (Gra)£100.26
2D-018-004 Class 35 Hymek D7024 in BR green - weathered (Dap)£85
2D-018-003 Class 35 Hymek D7026 in BR green (Dap)£79



371-455 Class 37 diesel 37251 in BR blue, weathered (Gra) £106.21
371-454 Class 37 diesel D6827 BR green centre headcode, weathered (Gra)£106.21



371-456 Class 37/0 diesel 37133 in Engineers Dutch (Gra) £101.96
371-165 Class 37/4 diesel 37407 'Loch Long' in BR blue large logo (Gra) £89.21
371-168 Class 37/5 diesel 37506 Railfreight Red Stripe (Gra)£89.21
371-167 Class 37/5 diesel 37514 in Railfreight Metal Sector (Gra)£89.21
371-605 Class 42 Warship diesel 810 'Cookade' BR blue, weathered (Gra) **NEW**£106.21



371-604 Class 42 Warship diesel D832 'Onslaught' in BR green (as preserved) (Gra) **NEW**£100.26



2D-019-003 Class 43 HST Book Set in Intercity Executive W43126, W43125 & two Mk 3 coaches (Dap)£135
2D-003-010 Class 52 diesel loco D1062 'Western Courier' in BR Blue full yellow ends - weathered (Dap)£94
371-285 Class 55 diesel 'Delic' D9007 'Pinza' in BR green (Gra)£93.46



2D-004-006D Class 56 diesel 56070 in BR blue (Doncaster built) - DCC fitted (Dap)£116
371-355 Class 60 diesel 60011 in DB Schenker (Gra)£93.46
371-385 Class 66 diesel 66546 in Freightliner (Gra)£89.21



2D-007-003 Class 66 diesel loco 66177 in EWS Experimental white roof (Dap)£78

Electric locos

ND099d Class 86 Bo-Bo Electric 86425 in Rail Express Systems Livery (Dap) (list £104.95)£67 **BARGAIN**
ND147 Class 86 Twin pack Network Rail 86901 & 86902 (1x powered loco 1x dummy loco) (Dap) (list £124.95)£69 **BARGAIN**

HSTs



ND122e Class 43 HST Book Set in Grand Central Livery (new version one dummy power car) (Dap)£140
ND122J Class 43 HST Book Set in Virgin Trains 43094 & 43104 (Dap)£135

DMUs



371-503 Class 101 2-car DMU BR blue & grey 'Express Parcels' (motor in each car) (Gra) (list £119.95) **BARGAIN** £98
371-510 Class 101 3-car DMU in BR blue (Gra)£118.96
371-511 Class 101 3-car DMU in BR blue & grey (Gra)£118.96
371-740 Class 251 Blue Pullman 6 car Midland set Nanking blue (Gra) £229.46



371-741^ Class 251 Blue Pullman 6 car Midland set in Nanking blue full yellow ends. (Gra) (list £269.95)£171 **BARGAIN**

EMUs

371-702 Class 350/1 Desiro 4 Car EMU 350 101 in London Midland (Gra) (list £169.95)£122 **BARGAIN**
371-701 Class 350/2 Desiro 4-car EMU 350 238 in London Midland (Gra)£122
372-677 Class 411 4 CEP 4 car EMU in BR blue & grey (Gra)£137.02



372-676 Class 411 4 CEP 4 car EMU in BR green (Southern Region) yellow warning panels (Gra)£137.02
372-675 Class 411 4 CEP 4 car EMU in BR green. (Gra)£137.02

Train sets - analogue



370-180 Seaside Excursion Class 4F 44044 in BR black late crest and BR Mk1 BCK & SO coaches in maroon (Gra)£110.46
370-140 The Steel Worker Class 08 D3406 in BR green & 3 x 24-Ton ore hopper wagons (Gra)£93.46

Train sets - DCC



370-070 Cornish Riviera Class 42 D829 in BR green and BR Mk1 BCK & SO coaches in chocolate & cream (Gra)£157.21



370-080 Countryside Coal Digital Set Class 3F Jinty No.23 in SDJR blue, Midland brake van, 7-plank wagon & 5-plank wagon (Gra)£140.21
NDIESEL2 DCC train set Class 56 in LoadHaul, 3 x Telescopic steel wagons, Gaugemaster DCC23 decoder fitted (Dap)£232

Coaches

374-430 Bulleid 63ft Second Brake Corridor Open BR (SR) green (Gra)£20.83
2P-012-101 Maunsell Coach 3rd Class Lined Green (Dap)£20



2P-012-251 Maunsell Coach Set 469 Maunsell Lined Green (Dap)£72
2P-005-520 Mk 3 Arriva Trains Wales Coach #12179 (Dap)£19
374-084A Mk1 BCK Brake Corridor Composite Maroon - Weathered (Gra) £21.68



2P-005-510 Mk3 Arriva Trains Wales Buffet Coach #10259 (Dap)£19
CM002 Mk3 book set 4 coaches in blue/grey buffers (Dap)£71
2D-017-001 Mk11 DVT in Network Rail (Dap)£36



374-835B Stanier Third Corridor LMS Crimson Lake (Gra) £20.83

Wagons

377-976 12 Ton Eastern Ventilated Van Planked Ends BR Early Bauxite (Gra) (list £9.50)£5.50 **BARGAIN**



377-427 12 Ton Southern 2+2 Planked Ventilated Van BR Bauxite (Gra)£13.56
377-426 12 Ton Southern 2+2 Planked Ventilated Van BR Grey (Gra)£13.56
2F-010-001 JNA 'Falcon' wagon in Network Rail yellow (Dap)£17



2F-053-002 Megafret Wagon (3368 4943 055) + 2 Stobart Rail Containers (Dap)£25
2F-053-003 Megafret Wagon (3368 4943 061) + 2 Less Co2 Containers - weathered (Dap)£30
2F-053-001 Megafret Wagon (3368 4943 078) + 2 Less Co2 Containers (Dap) £25
373-666 Triple pack 14 Ton tank wagons 'Esso' - weathered (Gra) £30.56



377-935^ Triple pack PCA metalair bulk powder wagon grey - weathered (Gra) (list £36.95)£20 **BARGAIN**

DCC decoders



DCC23 6-pin 2-function 1A (2A peak) decoder (suitable for N gauge) (Gau)£24



36-558A 6-pin 2-function decoder (suitable for OO & N gauge locos and use on analogue track) (Bac)£15.26

Point motors

DCP-CB120MG Cobalt slow-action analogue point motor x 12 (ex. DCP-CB12) (DCC)£135
DCP-CB60MG Cobalt slow-action analogue point motor x 6 (ex. DCP-CB6) (DCC)£75

Lighting equipment

NC040a Light Bar coach lighting unit for modern coaches/multiple units (Class 156/MkIII 'Plug&Play') (Dap)£8

Cables & Wires

PL-82 Power feed joiners - Code 55/80 (x4 pairs) (Pec)£5.50

Spares

SL-311 Insulated Rail Joiners/Fishplates for N & 009 gauge (12 per pack) (Pec)£1.50
2A-000-008 Magnetic NEM couplers - medium arm (ex-NSPARE8) - 5 pairs (Dap)£17



SL-310 Rail Joiners/Fishplates for N & 009 gauge (24 per pack) (Pec)£2

Buildings - railways

42-129 Fuel Storage Tank (56 x 28 x 31mm) (Gra)£19.51

Man-made scenic structure - railway-related

379-200 4 x Platform sections (red brick) (Gra)£9

Signals



2L-001-001 Signal - Motorised, GWR home lower quadrant (ex-NSIGN1) (Dap)£22



UK P&P £4 PER ORDER
£2 per single diecast item

£7 guaranteed Next Day delivery
(Orders before 2pm)

Bridges, Tunnels & Walls

PN144 Retaining Wall (Stone) (Met)£7.50

Track - Code 80 Setrack



ST-11 Double straight track (Pec)£1.50
ST-19 N Setrack No. 4 radius double curve (Pec)£2.50
ST-17 N Setrack No3 radius double curve (8 form a circle).
298.5mm/11.75" radius (Pec)£1.50
ST-12 No.1 radius double curve (Pec)£2.50
ST-15 No.2 radius double curve (Pec)£1.50



ST-6 Setrack left hand point insulfrog (Pec)£8.50
ST-5 Setrack right hand point insulfrog (Pec)£8.50
ST-1 Standard straight track (Pec)£1.30
ST-300 Starter Track Set (Pec)£44
379-450 Straight Track 174mm (Gra)£1
379-450 Pack of 12 (Gra)£10

Track - Code 80 Streamline

SL-300 1 yard (91.5cm) length of Wooden-Sleeper Nickel Silver Flexible track (Pec)£3
SL-300 Pack of 25 (Pec)£84



SL-396 Left hand medium point insulfrog (Pec)£9
SL-E395 Right hand medium point electrofrog (Pec)£9
SL-395 Right hand medium point insulfrog (Pec)£9

Track - Code 55 Finescale Streamline



SL-300F Pack of 30 1 yard (91.5cm) length of Finescale Nickel Silver flexible track (Pec)£84
SL-300F Single (Pec)£3
SL-302F 1 Yard of Nickel Silver Flexible Track Concrete Sleepers (Pec)£3.50
SL-302F Pack of 30 (Pec)£91
SL-E390F 3-way finescale turnout (Pec)£26
SL-E387F Finescale curved double radius left hand point electrofrog (Pec)£11
SL-E386F Finescale curved double radius right hand point electrofrog (Pec)£11



SL-E390F Finescale double slip electrofrog (Pec)£35
SL-390F Finescale double slip insulfrog (finescale only) (Pec)£35
SL-E389F Finescale left hand large point electrofrog (Pec)£11
SL-E396F Finescale left hand medium point electrofrog (Pec)£10
SL-E392F Finescale left hand small point electrofrog (Pec)£9
SL-E388F Finescale right hand large point electrofrog (Pec)£11



SL-E395F Finescale right hand medium point electrofrog (Pec)£10
SL-E391F Finescale right hand small point electrofrog (Pec)£9



SL-E383F Finescale scissors crossover electrofrog (Pec)£58

Track underlay

GM201 Flexible grey ballasted N gauge underlay real granite stone (Gau) . £18

Railway publications

379-015 Graham Farish 2015 Catalogue (Gra)£6

Commercial vehicles



NRAB005 Scammell Scarab Flatbed BRS Parcels (Oxf)£5.95

HO Gauge (1:87 Scale)

Point motors

DCP-CB120MG Cobalt slow-action analogue point motor x 12 (ex. DCP-CB12) (DCC)£135
DCP-CB60MG Cobalt slow-action analogue point motor x 6 (ex. DCP-CB6) (DCC)£75

Spares

GM50 OO/HO gauge loco wheel cleaner (Gau).....£2

O Gauge (1:43 Scale)

Diesel locos

4050 Class 40 1Co-Co1 in BR green small yellow panels (Hel)£500

Coaches



4952 Mk1 BG full brake in BR blue and grey (Hel)£250
4994 Mk1 GUV full brake in Southern Region Green (Hel)£250

Wagons



1042 200xx VAA sliding door van in Railfreight red & grey (Hel)£63
1007 33xx class B tank in Esso black without full branding (Hel)£63
1003 33xx class B tank in Regent black (Hel)£63
1002 33xx class B tank in Waste Oil black (Hel)£63
7F-031-002 6-wheel milk tanker in CWS' red (Dap)£62

Point motors

DCP-CB120MG Cobalt slow-action analogue point motor x 12 (ex. DCP-CB12) (DCC)£135
DCP-CB60MG Cobalt slow-action analogue point motor x 6 (ex. DCP-CB6) (DCC)£75

Track - Code 124 Bullhead Streamline



SL-700BH Box of 12 1 Yard O Gauge Flexible Nickel Silver Track (Bullhead Nickel Silver Rail) (Pec)£73
SL-700BH Single (Pec)£6.50



SL-E792BH Left hand point bullhead rail and electrofrog (Pec) £39
SL-E791BH Right hand point bullhead rail and electrofrog (Pec)£39
ST-725 Setrack Bullhead 2nd radius standard curve 410mm (16") radius 1020mm (40.5"). 16 make a circle (Pec)£6

Cars



43AK016 Austin 3 Way British Rail (Oxf) **NEW**£11
43AS002 Austin Seven RN Saloon Light Royal Blue (Oxf)£13



43BN6001 Bentley MK VI Ivo Peters (Oxf) **NEW**£18



VA13700 BMW (E30) Alpina C2.5 Convertible, Brilliant Red (Cor) (list £22.99)**BARGAIN**£14



VA10812 Ford Capri Mk3 2.8 injection, Forest Green and Crystal Green (Cor) (list £22.99)**BARGAIN**£14



43HT003 Healey Tickford Pale Blue (Oxf) **NEW**£19



VA13105 Vauxhall Cavalier GSI, David Leslie & Ecurie Ecosse Team, 1993 Auto Trader RAC British Touring Car Championship (Cor) (list £26.99)**BARGAIN**£16
VA13600 VW Golf Mk2 GTi 16V Tornado red NEW TOOLING (Cor) (list £22.99)**BARGAIN**£14

G Scale

Train sets - analogue

90087B Thomas' Christmas Delivery train set brass track (Thomas the Tank range) (Bac)£289

Analogue controllers

10LGB Single Track Cased Controller for G Scale (Gau)£79

Track & Points

16050 Right hand point, electrical switch, 22.5 degrees radius 3 (LGB) £78



10610 Box of 6 Straight track 1200mm long (LGB)£124
10610 Single (LGB)£23

Any or Multiple Scales

Analogue controllers



COMBI Combi 12v 1Amp Single Track Controller Transformer (Gau)£30
DS Double power controller brake simulator (Gau)£119



D Double/Twin track power controller (Gau)£69



Q Quadruple 4 circuit power controller (Gau)£130

Analogue power supplies

M1 Transformer Output 2 x 16v AC 1A (Gau)£37

Analogue point control

CDU Capacitor Discharge Unit (Gau)£11



PL-15 Twin Microswitch (Pec)£7

DCC decoders

10311-02 2-function 2-sided 0.50/8A Silver mini decoder NEM651 plug (Len)£29
10321-01 21-pin 4-function 1-sided 1.1A Silver decoder (Len)£25
DCR-8PIN-2SAX 8-pin (harness) 2-function 1.1Amp small & thin decoder back EMF (Hat)£11
DCR-8PIN-2SAX Box of 5 (Hat)£50
DCR-8PIN-2SAX Box of 10 (Hat)£99



DCR-8PIN-Harness Box of 10 8-pin (harness) 4-function 1.1Amp decoder back EMF (Hat)£94
DCR-8PIN-Harness Single (Hat)£10
DCR-8PIN-Harness Box of 5 (Hat)£48
36-553 8-pin 3-function 0.75A decoder back EMF (Bac)£15.50
10231-01 8-pin 3-function 1-sided 1/1.8A decoder (Outputs A, B & C) (Len)£18
10331-01 8-pin 4-function 1-sided 1.1A Silver decoder (Len)£24

DCC accessory decoders

DCD-AD8FX COBALT ip Accessory Decoder (8 Way) (DCC)£41



DCD-ADS8FX COBALT Solenoid Accessory Decoder (8 Output) (DCC)£56

DCC controllers



50200 ECoS Command Station DCC controller full colour LCD touch screen & dual controllers motorised dials & easy CV (ESU)£509



524-042 NCE Power Cab controller 12V 1.5A (NCE)£136



DCC02 Prodigy "Advance 2" starter DCC controller package (Gau)£215
DCC14 Prodigy Advance 2 Backlit Walkaround controller (Gau)£39
DCC51 Prodigy Wireless Conversion Set (Gau)£200
524-027 SB5 Smart Booster Entry level 5A DCC system for use Power Cab controller (NCE)£144

Point motors

DCP-CB12IP COBALT ip Slow Action Analogue Point Motor (12 Pack) (DCC)£146



DCP-CB6IP COBALT ip Slow Action Analogue Point Motor (6 Pack) (DCC)£82
DCP-CB12DIP COBALT ip Slow Action Digital Point Motor (12 Pack) (DCC)£177
DCP-CB6DIP COBALT ip Slow Action Digital Point Motor (6 Pack) (DCC)£94
DCP-CB1DIP COBALT ip Slow Action Digital Point Motor (Single) (DCC)£17
DCP-CB120MG Cobalt slow-action analogue point motor x 12 (ex. DCP-CB12) (DCC)£135



PL-10 Bag of 6 Point Motor (Switch Machine) (Pec)£34
PL-10 Single (Pec)£6
PM-2 Seep point motor (Gau)£3.50
PM-4 Seep point Motor Self Latching Switch (Gau)£5



PM-1 Seep point motor accessory switch (Gau)£4



PL-11 Side mounted point motor (Pec)£7.50

PL-50 Turnout switch module (makes wiring points easy) (Pec)£14

Switches & Levers



PL-13 Accessory Switch for fitting to turnout motor PL10 (Pec)£3



DCP-CBS12 Cobalt S - Lever all accessories - unpainted x 12 (DCC)£165



DCP-CBS6 Cobalt S - Lever all accessories - unpainted x 6 (DCC)£90
PL-26B Passing Contact Switch - Black Lever (Pec)£5.50
PL-26R Passing Contact Switch - Red Lever (Pec)£5.50



PL-26W Passing Contact Switch - White Lever (Pec)£5.50
PL-26Y Passing Contact Switch - Yellow Lever (Pec)£5.50

Accessories

SL-14 Track Fixing Pins (Pec)£1.50

Cables & Wires



PL-34 Pre-wired Wiring Loom for use PL-10 and PL-10E motors (Pec)£4

Track underlay




JCS18L Cork Sheet - 1/8" Thick - 24" x 36" (Jav)£8

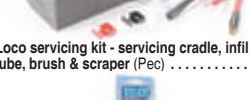
Tools



XU2175B Flexible track cutters (XURON) (Gau)£15



PL-71 Loco servicing kit - servicing cradle, infills, Powerlube, brush & scraper (Pec)£17



DCM-RR6 Rolling Road - Active Set - 6 Way - For OO, N, HO, TT Gauge - See Description (ex DCP101) (DCC)£61

Exclusive
First
Editions

EXCLUSIVE FIRST EDITIONS

Exclusive
First
Editions

YOUR FIRST STOP FOR PRECISION 1:76 '00' SCALE DIE-CAST MODELS & ACCESSORIES

LONDON TRANSPORT



18110

PARK ROYAL XA ATLANTEAN

ARRIVA MEDWAY



36711

PLAXTON SLF DART

WESTERN SCOTTISH



25814

DAIMLER DMS

SOUTHDOWN NBC



20307

BRISTOL VR II

NORTHUMBRIA



24822

PLAXTON MINIBUS

FIRST SOUTHERN NATIONAL



26626

PLAXTON PARAMOUNT 3500

GO NORTH EAST



29633

LEYLAND OLYMPIAN

C.I.E. COACH TOURS



15718

PLAXTON PANORAMA ELITE

READING CORPORATION



27214

LEYLAND TDI OPEN BACK

LONDON COUNTRY NBC



15719

PLAXTON PANORAMA ELITE

LONDON TRANSPORT



28824

LEYLAND TITAN 2 DOOR

GREAT YARMOUTH CORPORATION



23503

ALEXANDER ATLANTEAN

C.M.T. BUSES LIVERPOOL



27629

WRIGHT VOLVO RENOWN

STAGECOACH CALEDONIAN EXPRESS



26705

PLAXTON PARAMOUNT 3500

SOUTHDOWN



20140

BEDFORD OB COACH

FOR EFE STOCKISTS OR TO BUY DIRECT STOP OFF AT OUR NEW WEBSITE

exclusivefirsteditions.com

LAYOUT OF THE MONTH

UP THE LINE



FACT FILE

- **Layout Name:** Up The Line
- **Scale/Gauge:** 7mm:1' scale, 16.5mm gauge
- **Size:** 21' x 9"
- **Era/Region:** Northern France, 1915
- **Location:** Portable
- **Layout Type:** End-to-end
- **Control:** Gaugemaster Prodigy DCC
- **Photography:** Andy York

Built to a tight deadline by *Kevin Hughes*, this impressive 0-16.5 gauge model recalls the devastated landscape of northern France during the First World War.

7mm
SCALE



Against a backdrop of destroyed houses, a WD Hunslet 4-6-0T passes through the village with a train of supplies.





An injured 'Tommy' perches on a crate, waiting for a ride in the AEC ambulance.

Although it's not based on any specific location, I have used many contemporary images from the area around Arras.

When it says in job adverts 'someone who works well to targets' - that is me! I had been building up a small collection of War Department locomotives and stock for some time but lacked anything to run them on. When I saw a post on a narrow gauge forum asking for First World War themed layouts for the Apedale Railway's 'Tracks to the Trenches' event in September 2014 I volunteered immediately. Eighteen months to build a layout - no problem! Well I did it but not much DIY happened on the house during that time!

Much of the detail is scratchbuilt in wood, with extensive use of that most useful resource - coffee stirrers.



The model is based on the highly efficient system of 60cm gauge light railways that were developed in the latter half of the First World War. They were built to supply front line troops with vast variety of stores they needed on a day-to-day basis. Although not based on a specific location, I have used many contemporary images, mostly from the area around Arras, as inspiration and have recreated a number of scenes. My aim was to create a very authentic atmosphere, fairly open and uncluttered without any obvious clichés and above all to be respectful to the people who carried out these, often very dangerous, tasks.

My previous attempts, many years ago, had been in OO9 but I was never happy with the running quality I achieved; it would be interesting to see what I can manage now though with modern N gauge mechanisms. So, I decided to move up to 7mm scale. The correct track gauge to represent 60cm is 14mm in this scale and this is widely modelled as O-14.

Although the stock would have been no problem to convert, I already had several locomotives built that would have been difficult to convert. Finally, I felt that given the time available, building the track to the standard I required would be beyond me. The decision was therefore made to use Peco O-16.5 gauge track. As this is heavily weathered and mostly ballasted over the sleepers, the compromise is not noticeable to most people.

However, the track has not been without its problems. Due to the small size of the wheels used, I have found a tendency for them to fall into

the frog gap of the points, causing stalling at low speeds and rather too many derailments. After much experimentation, the solution was to solder two small strips of nickel-silver into the gap and then flood it with solder. This was then cut back with an old hacksaw blade and files so that some support for the flange is provided.

Much work was also involved in converting the points to run reliably with DCC so that all parts are independently powered and automatically switched by the point motors.

I initially just used fishplates to join the track at the baseboard joins but quickly found this to be inaccurate and a major task to get all three parallel tracks aligned correctly. The solution was to relay the track across the joins in one piece over a large piece of PCB board firmly glued and screwed on each side. The plastic sleepers were removed from the central section and the rails then soldered to the PCB board. The PCB and rails were then laboriously cut across, blunting several razor saws!

After gapping to insulate the rails the whole was covered with ballast which is dried and sieved soil from the garden; also used for roads and ground cover. This is definitely one aspect which would have been easier if I had done it correctly the first time. Working amongst the scenery and buildings has made it rather more interesting than I would have liked!

The layout is powered by a Gaugemaster Prodigy Advance DCC system. Points are operated with DCCconcepts 'Cobalt' motors and can be switched either

Cleverly modelled ruins and a hand-painted backscene disguise the fact that the layout is only 9" deep. The artillery shells and duckboards loaded into the open wagons are all hand-made.





KEY DETAILS WAGON LOADS

The whole reason for the railways' existence was to bring supplies to the front and, being carried in open wagons, there was no alternative but to model a wide variety of loads. Very little of any use was available commercially so a lot of ingenuity was required.

Shell loads were cast in resin (something I had not done before), from moulds made from real small calibre bullets. Duckboards and 'A' frames were made from balsa cut to size with a stripper intended for model aircraft construction, and assembled on top of templates covered with double-sided tape.

Ammunition boxes were moulded in resin from masters made from wood strip with the strapping made in paper with a Cameo Portrait cutter - a device I wish I had obtained earlier!

Corrugated 'Elephant Iron' for dugout construction was from a vacuum-formed sheet, heated in hot water and strapped to a tin of beans until it had cooled. Hay bales were from cubes of balsa, textured with sandpaper then sealed with sanding sealer. Empty shell cases are from small diameter drinking straws with a base stamped out with a hole punch.

All the loads have a piece of iron wire (florist's wire from a craft shop), included so they can be lifted out of the wagons easily with a magnet.



from a handset or from either of the two control panels with LED Route indicators. Short circuit protection is by NCE units which cut in before the throttles re-set themselves. There are an awful lot of wires involved despite it being DCC but this is mainly down to my requirement that the layout can be operated from either end simultaneously.

LOCOMOTIVES AND STOCK

The working fleet is mostly built from Wrightlines and Chivers kits although some 3-D printed items are now making an appearance. Locomotives are mostly fitted with DCC sound.

Couplings are scale narrow gauge style 'choppers' from Zamzoodle which work very well but require a lot of work to make sure they are fitted correctly. All stock is weathered with a mixture of washes, pastels, weathering powders and dry brushing - all held in place with a coat of acrylic varnish. A lot of effort has been made to provide the wagons with suitable loads all of which have iron wire included to allow them to be picked out easily with a magnet. The shell loads are resin castings from real bullets of a suitable calibre kindly supplied by a shooting friend. Lettering was custom made for me by Peter Blackham.

An important contribution to the smooth running of the locomotives is the addition of Zimo Super Capacitors which provide a second or two of power if track current is lost for any reason - rather like a huge flywheel. Coupled with my improvements to the points this has meant that very realistic slow running is possible even with the smaller locomotives.



Field railways replaced horses on much of the heavier WW1 supply work.

The capacitors are easy to install as they just replace the existing smaller capacitor on the Digitrax sound decoders fitted to most of the locomotives. All have been reprogrammed with more suitable sounds but some compromises had to be made and so far no one has noticed that the Hunslet is actually a Stanier 'Black Five'! In time, I intend to record my own sound profiles but in the case of the Hunslet I'll have to wait for them to restore a real one!



A word of warning to road users, and a clue to why internal combustion engine locomotives became so important.

A SOLID BASE

The baseboards were made from ply girders cut to size by my very helpful local independent DIY store, softwood pieces sandwiched inside and holes cut through to reduce the weight. The top surface is ply with all track on a foamboard base. Pattern makers dowels toggle clips are used to align and bring the boards together but they are then firmly joined by large bolts and plywood plates passing through the lightening holes at the baseboard ends.

The baseboards are supported on metal trestles (again from eBay), with the top bar drilled to take two M10 bolts which locate in the bottom of the boards and provide height adjustment via a butterfly nut. These trestles have now been made narrower by cutting sections and re-welding to make a much neater presentation and to save valuable space while transporting.

I would certainly make sure that the method for joining and supporting the baseboards was fully decided before laying any track next time, along with paying more attention to the positioning of point motors. The baseboards are probably over-engineered and I would make the lightening holes larger. They are very useful for passing cables through but have become a bit congested.

FIRST WORLD WAR LOCOMOTIVES



HUNSLET 4-6-0T

A total of 155 were built for the War Department, many seeing service all over the world after the war. No. 1215 is currently nearing the end of a complete restoration in this country and should be steaming soon. My model is from the Chivers whitmetal kit and runs with a Mashima 16 x 24 motor and flywheel through a Markits gearbox. It is fitted with DCC sound with a speaker in each side tank and decoder in the coal bunker.



BALDWIN CLASS 10-12-D 4-6-0T

Perhaps the best known of the First World War field railway locomotives, 495 were built for the War Department by Baldwin in the USA between October 1916 and April 1917 after British manufacturers were unable to supply sufficient numbers of suitable locomotives quickly enough. Mine is built from the long-defunct Wrightlines whitmetal kit with significant modifications to enable it to be fitted with a Mashima 16 x 30 can motor and flywheel running through a Markits gearbox. The pony truck has been rebuilt to use roller bearings, compensation and pick-ups. It is DCC sound fitted with an Icecube speaker lurking in the cab. One of these locomotives is now fully restored and based at the Leighton Buzzard Railway with a further three under restoration in the UK.

Roofs were built in full and then damaged in situ to give an authentic effect.



Many thousands of sandbags were created using DAS modelling clay.



40HP OPEN SIMPLEX

In attempt to make operations near the front line safer for locomotive drivers, Motor-Rail produced three 40hp versions with different levels of armour, the 'open', 'protected' and 'closed' version that resembled a small tank. This is the 'open' version built from the Wrightlines whitmetal kit. It has DCC sound although it currently sounds suspiciously like a Class 08 shunter! Accurate sound files for these locomotives are a work in progress. It runs on a Black Beetle motor bogie.



LAYOUT FOCUS

KEY DETAILS BUILDINGS

All were scratchbuilt using contemporary photographs of existing buildings as guides.

Construction is from foamboard clad with embossed plastic sheet, DAS clay or Redutex papers. Floors and roofs are made from coffee stirrers (100 for £4 via eBay!), and balsa sheet cut with an Airscrew balsa stripper designed for aircraft modelling. This saved a huge amount on buying ready-made balsa strip. Plans were drawn up in Photoshop, printed, then used as cutting and construction templates. Plaster walls, wallpapers, floors and carpets are laser-printed textures from the internet suitably distressed by soaking in water then rubbing and weathering with water colours. Roofs were made whole and then broken in situ before I got too attached to them!



UNUSUAL CHALLENGES

There have been a few things in building this model which have proved pretty challenging to a railway modeller with no experience (and only passing interest in), military modelling. These were not helped by the fact that 1:43.5 is not a usual military scale so little, if anything, is available commercially.

Sandbags were a big problem, solved by reading an article on making dry stone walls. I adapted the technique, which involved rolling out a 'sausage' of DAS modelling clay and placing it in a channel made from suitable thickness plastic card. I then chopped up the now rectangular 'sausage' with a U shaped tool quickly bent up from brass strip to make identical blocks which were then pinched at the ends and left to dry. I made about a thousand bags and developed a deep respect for those who had to do it for real!

Another tricky problem was picket posts for barbed wire. After much experimenting I found that thin florists wire, intended to go up the stalks of Gerberas and the like (they don't like it up them Mr. Mainwaring!), was ideal - easy enough to bend but strong enough to hold its shape.



8 Creating the devastated look of the buildings posed a few interesting modelling challenges (see above).





An 'open' Simplex 40hp built from a Wrightlines kit and fitted with DCC sound.



FIRST WORLD WAR LOCOMOTIVES



DICK, KERR PETROL ELECTRIC

Another solution to the problems of running steam locomotives close the front was found in these cleverly designed locomotives which could also be used as generators for workshop trains. Only one is preserved, at the lovely Tacot des Lacs in France



KERR, STUART JOFFRE

This type of locomotive was built to a French design by Kerr, Stuart for the French government so is a bit of an interloper. The model has a 3-D printed body and runs on a Roco chassis. A second version is being prepared now from the etched brass kit by Locomotives 'n' Stuff.



20HP SIMPLEX

The most numerous of the WD locomotives, built by Motor-Rail in Bedford. This innovative design enabled supplies to be delivered far closer to the front line than was advisable with steam locomotives. This diminutive machine is built from the Nigel Lawton kit which is cleverly designed but much tweaking and extra weight has been required to gain satisfactory running.



DEUTZ

Another one 'borrowed' from its original owners, this time the Germans. These curious locomotives had an enormous flywheel and water-cooled engines that, on contemporary movie footage, can be seen emitting large amounts of steam. It has a 3-D printed body with extra weight running on a Tenshodo motor bogie. It has been given a deliberately beaten up appearance.



A simple jig was made up of four brass rods inserted in an offcut of timber and the wire wrapped around these to make the picket. Barbed wire for the posts came from a 1:48 scale etching from the Czech supplier Eduard.

The iconic symbol of the First World War has, of course, become the poppy so I had to find a way to reproduce them. After a couple of unsatisfactory attempts with punching circles of crepe paper, I hit upon the idea of using the insulation from electrical wire.

Firstly, I removed the wire from some red sleeving and then found some black wire of a smaller gauge that fitted snugly inside. Very fine slices were then taken and mounted with a touch of tacky PVA on stems of 'Field Grass' from Hornby or Woodland Scenics; and then repeated over and over again!

The backscene has attracted many favourable comments at shows and really sets the atmosphere. It is a panorama of individual shots taken early one misty morning in the Arras area of France and then stitched together in Photoshop. After some work to tone things down a bit and remove anything that looked too modern it was printed as an outdoor advertising banner 18" high and 24' long! This is not the ideal material as it is slightly textured and reflective but it was relatively cheap and has proved tough and very compact to transport but above all it is one piece there are no joins in the sky! **BRM**

SEE IT IN ACTION...

Having successfully completed its first marathon outing at the three day 'Tracks to the Trenches' event it went on to collect the 'Best in Show' trophy on its second outing. Several appearances are booked for 2015/16:

- 7mm Narrow Gauge AGM, Burton on Trent – June 15
- Welshpool – October 25
- Apedale for TTTT2 – May 2016

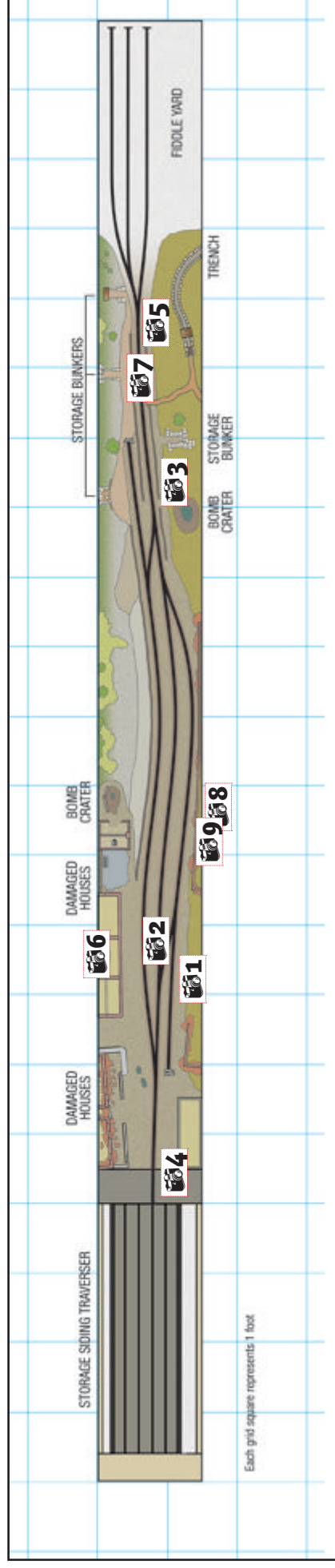
Any exhibition organisers wishing to book the layout can contact me via the **BRM** office.



7mm
SCALE

LAYOUT OF THE MONTH UP THE LINE

Sanbolton



FACT FILE

Kevin Hughes

I'm a 'born again' railway modeller having awoken from a 30 year hiatus! This is my first layout since my teenage attempts and was built in just over a year for the 'Tracks to the Trenches' event at Apedale in September 2014. I have fully embraced the advances in technology that have occurred in the last three decades and use etching, 3-D printing, laser cutting and Photoshop for backgrounds and construction templates. Being self-employed and working from home, I am lucky in that I can fit little bits of modelling in throughout my day but I have to be very disciplined with myself when I have to get some proper work done.



Sandbags, corrugated iron and wooden stakes were all used in large quantities in the trenches.



A large shell crater - dangerously close to the railway - has filled up with water.



More evidence of common building materials and Kevin's attention to wartime period details.

THE HEREFORD MODEL CENTRE

Email: sales@herefordmodels.co.uk
www.herefordmodels.com

4 COMMERCIAL ROAD, HEREFORD,
HEREFORDSHIRE, HR1 2BA

SALES LINE
 **01432 352809**
**OFFICIAL HORNBY
COLLECTORS
CENTRE**

LIMITED EDITIONS

32-900Y	CL108 in Blue/Grey, black window surrounds, Welsh Dragon embellishment on front C970...	£69.95
33-300F	20t Toad/Brake GWR Gry Merthyr	£11.35
37-557X	TTA Shell Black 5178	£10.85
37-557Y	TTA Shell Black 5169	£10.85
	<i>All Weathered</i>	
37-659Z	Benzole set of Three	£29.95
37-577W	TTA Shell Black 5172	£10.85
37-675U	Mobil set of Three	£29.95
37-711Y	Pack of 3 GWR Cattle wagons	£27.20
	<i>Non Weathered</i>	
37-711Z	Pack of 3 GWR Cattle wagons	£27.20
	<i>Weathered</i>	
37-730Z	GWR Vent Vans Weathered	£25.45
	<i>Set of Three</i>	

NEW RELEASES

R3267	CL67 Arriva	£111.95
R3224	BR Late 52XX	£105.45
R3225	GWR 72XX	£114.45

HORNBY

R3170	GWR Adderley Hall	£72.50
R2881	LMS Class 5 Black	£65.95
R3229	British Monarch	£119.25
R3230	LNER Class J15	£96.45
R3231	BR Early Class J15	£96.45
R3232	BR Late Class J15	£96.45
R3242	BR Early Class K1	£114.25
R3245TTS	A1 Tornado	£135.75
R3114A	B1 BR Late	£118.95
R2634	Patriot Class	£74.95
R2744	Schools Blundells BR	£84.95
R2827	Cheltenham Schools	£94.45
R2840	M7 SR	£79.25
R2843	Schools Dulwich SR	£94.45
R2916	CL2800 GWR	£93.45
R2917	2800 Class BR	£103.99
R2917X	CL2800 BR	£106.45
R3010	N15 Sir Sagamore	£119.45
R3010X	N15 SR	£133.95
R3016A	Standard 4MT BR Black	£109.00
R3017	BR Patriot	£108.50
R3088	LNER Class 01	£97.45
R3100	NRM Flying Scotsman Black	£111.99
R3025	J94 LNER	£55.45
R3204	M7 LSWR	£108.95
R3206	BR Blue Tornado	£98.45
R3228	Austerity NCB	£65.75

HORNBY TRAIN PACKS/SETS

R3219	1914 GWR Troop Train	£142.50
R2696	CL101 - 2 Car	£65.25
R2806	Dean Single LMS Pack	£124.75
R2815	Southern Suburban Ltd	£159.00
R2952	Imperial Airways	£159.50
R2981	London Olympic	£158.00
R2985	Duchess of Carlisle	£179.90
R2986	Date with the Duchy	£179.90
R3059	Tornado Train Pack	£128.45
R3098	BR Tornado	£93.45
R3186	Titfield Thunderbolt Set	£98.45

HORNBY DIESEL/ELECTRIC LOCOMOTIVES

R3346	Class 92 DB Schenker	£70.45
R3161B	SR 2 Bil Green	£120.60
R3290A	BR 2 Hal Green	£113.90
R2486	CL50 - Agincourt BR - 50013	£70.75

R2508	CL121	£47.50
R2508A	CL121	£47.95
R2576	CL56 BR - 56063	£44.50
R2644	CL121 Choc/Cream	£47.50
R2646X	CL56 BR Grey	£83.95
R2647	CL56 BR Grey	£72.95
R2650	CL66	£51.95
R2652	CL66	£51.95
R2755	CL86 BR Les Ross	£43.95
R2803XS	CL31 BR	£163.99
R2900XS	CL31 Railfreight	£179.45
R2977XS	CL08 BR	£158.50
R3038	CL67 DB Schenker	£95.99
R3052	CL56 Richard Trevithick	£98.45
R3136	Network Rail Class 73	£53.45
R3135	GBRF Class 92	£61.25
R3177	BR 2Bill SR Green	£123.99
R3178	NCB Sentinel	£44.95
R3180	Tarmac Sentinel	£44.95
R3183	Class 67 Arriva	£107.45
R3268	Class 67 Arriva	£122.90
R3283	Bagwall Shunter	£25.75

HORNBY TRACK

R070	Turntable	£57.95
R083	Buffer Stop	£1.35
R207	Track Fixing Pins	£2.50
R394	Hydraulic Buffer	£3.95
R600	Straight	£1.30
R601	Double Straight	£1.95
R604	Curve 1st Rad	£1.75
R605	Double Curve 1st Rad	£2.05
R606	Curve 2nd Rad	£1.70
R607	Double Curve 2nd Rad	£2.20
R608	Curve 3rd Rad	£2.10
R609	Double Curve 3rd Rad	£1.95
R610	Short Straight	£1.15
R614	LH Diamond Crossing	£9.25
R615	RH Diamond Crossing	£9.25
R617	Uncoupling Ramp	£2.30
R618	Double Isolating Rail	£6.95
R620	Railer Uncoupler	£4.25
R628	Half Curve 3rd Rad	£1.70
R643	Half Curve 2nd Rad	£1.40
R3134	Northern Belle Train Pack	£117.00
R8026	Power Track	£3.75
R8072	LH Point	£8.45
R8073	RH Point	£8.45
R8074	LH Curved Point	£14.25
R8075	RH Curved Point	£14.25
R8076	Y Point	£10.25
R8077	LH Express Point	£13.95
R8078	RH Express Point	£13.95

HORNBY TRACK ACCESSORIES

R076	Footbridge	£11.85
R169	Junction Home Signal	£8.50
R170	Junction Distant Signal	£8.50
R171	Single Home Signal	£6.50
R172	Single Distant Signal	£6.50
R189	Single Brick Bridge	£6.30
R394	Hydraulic Buffer	£3.95
R406	Colour Light Signal	£18.95
R499	River Bridge	£10.70
R574	Trackside Accessories	£10.00
R626	Point Underlay	£3.20
R636	Double Level Crossing	£14.50
R638	Track Underlay	£7.95
R645	Single Level Crossing	£8.95
R657	Girder Bridge	£11.45
R658	Inclined Pier Set	£8.50
R659	High Level Pier Set	£5.60
R660	Elevated Track Side Walls	£16.45
R909	Track Supports	£6.45

HORNBY CONTROL EQUIPMENT

R044	Point Switch	£8.75
------	--------------	-------

R046	Two Way Switch	£5.95
R047	On/Off Switch	£5.95
R602	Power Connecting Clip	£1.50
R8014	Point Motor	£3.65
R8015	Point Motor Housing	£2.95

BACHMANN STEAM LOCOMOTIVES

31-635	GWR 64XX	£72.21
31-636	BR 64XX	£72.21
31-001	Robinson BR Late Crest	£94.99
31-002	Robinson BR Early Crest	£94.99
31-003	Robinson LNER	£94.99
31-086	GWR 3200 Class BR Black	£98.50
31-087	DC Earl Class GWR	£110.95
31-117DC	4MT BR Black	£79.45
31-118	4MT BR Green Late	£69.20
31-127	CL3000 BR ROD	£118.45
31-128	BR ROD Weathered	£105.45
31-135	Lady of the Lake	£100.25
31-136DC	D11/2	£115.90
31-213DS	Patriot BR Late	£201.45
32-261	WD Austerity	£110.40
31-284	Royal Scot Ranger	£56.95
31-319	J11 BR Early	£76.45
31-350	Class A2 Sugar Palm	£107.99
32-559	A1 Great Eastern	£91.45
31-462	C Class BR Black	£68.95
31-476A	G2A BR Early	£72.95
31-527	A2 Tudor Minstrel A/Green	£96.45
31-550B	V2 Green Arrow	£85.70
31-564	V2 Durham School	£85.70
31-565	V2 BR Green	£85.70
31-627A	Class 3F LMS	£71.25
31-628DC	Class 3F BR weathered	£93.20
31-931	LMS Compound	£112.90
31-933	BR Compound Late Crest	£112.88
31-932DC	BR Compound	£127.75
31-965	A4 Wild Swan BR	£94.45
32-209	Pannier BR	£53.45
32-231	Fowler BR Black	£49.95
32-260DC	WD Austerity	£125.29
32-500	5MT Class BR - 73068	£70.99
32-550A	A1 Tornado Apple Green	£109.45
32-550B	Tornado BR Green	£127.95
32-509	BR 5MT Early Crest	£104.55
32-954	4MT BR Early	£87.50
32-955	4MT BR Late	£87.50
32-203A	Class 8750 BR Black	£68.65
31-463	C Class SECR	£96.00
31-464	C Class SR	£96.00
31-465	C Class BR	£93.46
31-137	D11/2 Black	£106.20
31-138	D11/2 Black Early	£106.20

BACHMANN DIESEL/ELECTRIC LOCOMOTIVES

31-265	MLV Green	£62.45
31-266	MLV Green with yellow panel	£62.45
31-267	MLV Blue/Grey	£62.45
31-268	MLV NSE	£83.26
31-269	MLV Jaffa	£83.26
31-325DC	CL105 BR Blue Yellow Ends	£92.05
31-326A	CL105 BR Green	£80.50
31-327	CL105 BR Green	£79.45
31-342	Class 04 Green L/C	£48.20
31-375	CL416 BR Blue	£83.99
31-377	CL416 2EPB	£85.99
31-425A	CL411 Green	£103.99
31-426	CL411 BR Green	£103.99
31-535	CL105 BR Blue Power Twin	£84.45
31-536	CL105 Speed Wiskers	£84.45
31-537	CL105 Small Yellow Panel	£84.45
31-575	Windhoff MPV NWR	£104.00
31-576DC	Windhoff MPV NWR	£114.00
31-577	Windhoff Railtrack	£104.00
31-653	CL47 ScotRail	£86.35

31-655	Class 47 Railfreight	£86.35
31-658	Class 47 Petroleum Sector	£97.70
31-995	LMS 10000 BR Green	£89.45
32-034DS	CL20 BR Green	£165.95
32-118	Class 08 Haversham	£61.15
32-166A	CL08 BR Green	£50.95
32-475	DC Class 40 BR Blue	£87.75
32-515A	Derby Lightweight	£93.97
32-531DC	CL55 BR Blue	£89.95
32-616A	Derby Lightweight	£93.97
32-652DS	CL44 BR Blue	£152.95
32-750	DC - CL57 FL - 57008	£52.95
32-904DC	CL108 BR Blue	£96.99
32-906	CL108 Green 2 car	£93.50
32-910	CL108 Blue/Grey	£74.95
32-938	Class 150 Northern Rail	£127.45
32-937	Class 150 Centro	£127.45
32-928	Class 150 Sprinter	£135.95

O GAUGE

10D-GWR	Ixion Fowler GWR	£220.00
10D-UGR	Ixion Fowler Unlined Green	£220.00

We also do a selection of Limited Edition seven plank wagons, please ring for details

HELJAN

H17101	CL17 BR Blue yellow ends	£84.27
H2301	CL23 Green yellow ends	£94.95
H2306	CL23 Green weathered	£95.95
H2307	CL23 Blue weathered	£95.95
H35111	CL35 Blue yellow ends	£75.75
H5217	CL52 Western Explorer	£78.95

ORDER BY TELEPHONE

Orders taken 6 days a week

9.00am - 5.30pm

Monday to Saturday

Call: 01432 352809

Mail Order Service

**All offers valid to
30th June 2015**

You must state these prices when ordering

POSTAGE & PACKING RATES PER ORDER:

UK Standard..... £3.95

UK Insured..... £7.10

UK Courier Transport & Packing... £9.00

Worldwide at cost. VAT free to non EC

****Train Sets/Packs & Controllers/**

Handsets - Postage charged at cost**

PRICES SUBJECT TO CHANGE

WITHOUT NOTICE

**** Please allow 7 days for clearance**

when paying by cheque **

PLEASE QUOTE SPECIAL PRICES

WHEN YOU VISIT US.

Credit Cards Welcome...

Visa, Mastercard & Switch



Phil Parker continues his quest to improve models of yesteryear on a budget. This time he tackles veteran wagons.

If there is one thing all model railways need, it's lots of wagons. For many years, the quality of these lagged behind locomotives, so much so that many cottage industries sprung up to provide replacement parts for the RTR originals. Magazine reviews at the time examined if brake blocks were in line with the wheels and would spring praise if true.

Change occurred when Bachmann's 'Blue Ribband' range started in 1998. Wagon enthusiasts who never considered letting an RTR model contaminate their kit-built fleets were looking at these blue boxes thinking it was a quicker way to increase wagon numbers.

We've since seen quality and variety increase dramatically. It all comes at a price however and as the dozens of separate parts to be assembled has increased, so have the prices. This in turn has lead modellers to say that they are afraid of carrying out any work on a model for fear of ruining its value.

This month I dug under the tables at exhibitions and in the darkest corners of the local model shop for something cheap enough to mess up. Even in the 'old days', some wagons were pretty impressive models and a little work will allow them to sit in a modern fleet. I've picked some RTR wagons and something unusual from the world of kits. All were bought

SECOND HAND SAVERS

PART 2

Despite being made from a kit now over 50 years old, this wagon from Kenline was found secondhand cheaply.



second-hand cheaply and I've seen plenty more examples on stalls around the country as well as on-line auctions.

ROOM FOR IMPROVEMENTS

Many upgrades are simple. The most important is to change the wheelsets from plastic to metal. Plastic treads spread dirt around the layout to the detriment of running quality. If you buy a kit with plastic wheels, they are likely to be poor - don't use them

on a model, especially when Bachmann and Hornby are selling excellent metal versions so cheaply.

A popular upgrade for both kit and RTR models is to replace the buffers. It's an area where old mouldings leave a lot to be desired, but you'll find plenty of options in both whitmetal and turned steel from Alan Gibson or Slater's. At the same time, brake gear replacements can be picked up. Many of those cottage industries supplying upgrade parts years ago still exist after all. **BRM**

These two Airfix wagons can be weathered nicely to blend in with modern wagons. Look at some of my techniques on the page opposite.



STEP-BY-STEP GUIDE

READY-TO-RUN WAGONS

1



From a 1985 Mainline moulding, the eight-plank coal wagon (left) was produced by Bachmann. Seen right is an Airfix GWR five-plank, first made in 1978. Neither are bad models but their age means people often ignore them now.

2




The most important change to be made is to replace the plastic wheels for metal ones. Hornby produces the cheapest option with packs at under 70p per axle. Simply spring the sides apart slightly, pull the old wheels out and pop the new ones in. One axle ran less freely than the other, so I filed the very tip of the pinpoints away to shorten the axle slightly - both now run perfectly.

3



Broken buffers are easily replaced with aftermarket spares. Cut the remains of the old buffer away, drill a hole in the centre where it was and superglue in the replacement. I prefer to replace buffers in pairs. While mismatched examples did exist on the prototype, they weren't common.

4



Older models often have a self-coloured plastic chassis. A spray of matt black car paint looks much better as the prototype was rarely shiny in this area! Some Blu-Tack pushed into the axle boxes keeps paint out.

5

Painting on old models doesn't extend below the body often, but these bufferbeams should be grey. Humbrol Olive Drab (number 66) isn't a bad match although the specialist railway ranges will be better. Once the wagon is weathered, it won't show though.



6



If you have more than one example of the same wagon, the running number needs to be changed. Sometimes a solvent works, but I'm using a small fibreglass pen. Try not to polish too far around the number or the surface will be left slightly shiny.

7



Taking the use of a fibreglass pencil further, it's a good way to add wear to the printing on the sides. Work it up and down to create a weather-beaten natural look.

8



Renumbering isn't always easy. I used some HMRS transfers, and as you can see, the sizes don't match those printed by Airfix. If this worries you then replace all the digits, or touch up the number with a fine brush to extend the number.

TURN OVER FOR MORE WAYS TO BOOST YOUR BUDGET WAGON FLEET

KIT-BUILT

When most people think of a wagon kit, something plastic comes to mind. It's not the only material though - many superb models are built from whitmetal, etches or resin kits. Look back to the very early days of model production and wooden kits were the thing.

The kit I've chosen was produced by Kenline in the 1960s and uses a plywood body with whitmetal strapping and details. It holds a special appeal for me - it's the same as the second wagon kit I built many years ago.

Kenline Kit No.2, an LMS 11-plank coke wagon supplied in a nice stout box with all parts wrapped in tissue paper. Wheels, couplings, paint and transfers have to be supplied by the builder.



The first task is to cut the sides and ends to build the plywood box. It's important to make sure the corners overlap in the correct way and that the whole thing is square. PVA or superglue is ideal for this work.




Glue the whitmetal detail for the sides and ends into place. If the box is square, it all fits very well, just make sure you put the sides on the right way up. I've seen a few models spoilt by people getting this wrong. They are usually the ones you find dumped on a stall.




Disaster! Had I checked the contents of the box before purchase (not an easy thing to do on a busy stall admittedly) I'd have noticed that only one set of side detail was included. I'm recreating the parts using Slaters Microstrip. It's perhaps not quite as detailed as the Kenline original, but will pass muster once painted.



The solebars slot into the rear of the bufferbeams. I'm fixing one side first, then I'll insert the wheels, in this case, from Hornby.



Using a mirror, I check that all wheels touch the glass to ensure a flat chassis. A little packing under one end of a solebar should sort out any problems. Once happy, I'll glue this solebar into place with some superglue.



To get the brake gear to line up with the centre of the wheels it needs to sit on a strip of plastic. Whitmetal safety loops are provided, but they're poor mouldings so I'm bending some staples into U-shapes and gluing them into position. It's a worthwhile upgrade for any kit and looks great when you look along a line of wagons.



Ready for paint, the only detail added to those in the kit is the brass wire handrail on the side. I'm off to test the model on the layout and check that the chassis is still flat. If it proves troublesome, you might be able to gently twist the body in your fingers.



Painting wood can be a challenge. When it gets damp, the grain rises leaving the surface furry. The correct way to deal with this is to seal the surface, then sand it smooth. Far quicker is to give the model a spray with grey primer. It'll dry before the grain can swell leaving a lovely finish that still looks like wood.




The transfers I'm using appropriately came from a secondhand stall too. They're the ones normally included in Slater's wagon kits. Annoyingly, the numbers are slightly too big for this wagon so I'd have been better going to Fox Transfers in the first place.

WAGONS

Kenline kits and components turn up regularly on secondhand stalls and in the deeper recesses of old-fashioned model shops and with care, they make up into good-looking models.


As I discovered, second-hand kits are fraught with potential pitfalls. You really want to see a factory sealed package to be sure that no components are missing. Don't be tempted to buy a part-built model either. There might be a good reason why the model wasn't finished, and you could be spending frustrating time fixing someone else's poor workmanship rather than enjoying assembling your model.

5



Before fitting the solebars, brass bearings from Alan Gibson should be fitted into the axleboxes.

9



I'm building up strips of 2mm thick plastic so that a Bachmann NEM box can be fitted. When this kit was first sold, NEM boxes weren't even heard of!

13



The model doesn't need any extra weight so I'm filling the insides with dark coloured foam (from packaging) and covering it with large lumps of coal fixed with runny superglue.

STEP-BY-STEP GUIDE

REPLACING A CHASSIS

1



Ratio sells plastic wagon chassis kits based on its kit range. Supplied without wheels, they are easy to assemble and provide a lift to older models.

Although a floor is included, you probably won't need this as the parts can be glued to the RTR wagon body floor.

2



Dapol PO wagons are based on the 1985 Airfix range and offer scope for improvement. This is the **BRM** limited edition Cadbury wagon. Before it appeared, I pinched a pre-production body from the editor's desk. It just needs a chassis to produce a running model.

4



The new chassis and some extra weathering makes this model very different from the original, even if its value as a collector's item has now been reduced.

The main area where older wagons show their age is the chassis. Clumsy brake gear with shoes out of line with wheels isn't uncommon. The easiest way to sort this out is to replace the entire chassis. A whole industry has sprung up to provide wagon underframes with options starting from simple plastic replacements to fully-sprung multi-media kits that are complete in every detail, but cost several times the price of the original wagon.

A chassis from the Wonderful Wagons range by Peco is available as a spare. It needs more effort to fit than the Ratio version as holes have to be drilled into the wagon floor. My example came from the 1980s according to the packing slip, so the rubbery plastic used to make the axlebox spring work needs superglue rather than plastic cement for assembly.

3



IS IT ALL WORTH IT?

After all this work, is it worth the effort? It all depends what you enjoy in our hobby.

I had a few hours of pleasant modelling - even recreating the missing side for the coke wagon was fun. The finished models look good and cost less than half the price of a modern RTR model. Most importantly, they allow you to get your hands dirty without worrying about the cost too much.

Many of us have an old wagon in the back of a cupboard - let's dig them out and get them on the layout! **BRM**

FURTHER READING

If you really want to delve in to the world of wagon upgrades, a good point to start is with Iain Rice's books on RTR and kit-built wagons. Published in 1993, they pre-date the modern high quality wagons we now enjoy but are contemporary with the very models now easily available second hand.

With the books out of print, you'll need to peruse the second hand book stalls for them unfortunately.





SOUND IN AN N GAUGE DIESEL

John Gymer of YouChoos demonstrates how he installed a Zimo DCC sound system and cab lighting in the new Graham Farish Class 25.

TOOLS FOR THE JOB

- Quality soldering iron with fine tip
- Multi-tool with tungsten carbide cutting disc ■ Hand files ■ Small crosshead screwdriver ■ Fine cutters
- Wire cutters/strippers ■ Superglue
- Electrical tape
- Black paint

Putting DCC sound into N gauge models is never going to be a 'walk in the park', but it isn't as difficult as you might think. Sometimes all you need is a photographed example to give you the confidence to take it to the workbench.

In this article I'm taking the recently re-tooled Graham Farish Class 25 diesel with the aim of adding a Zimo MX648 DCC sound decoder, a loud 'sugarcube' style speaker and cab lights that will

illuminate in the direction of travel.

What makes this model a good donor compared to other Farish diesels is that most of the factory circuit board can be retained and therefore it avoids rewiring which could be a little daunting for anyone with limited electronics knowledge. **BRM**


► *John Gymer is the proprietor of YouChoos, one of the UK's leading DCC sound specialists and has been fitting sound and other enhancements to models for almost a decade.*

Putting sound into an N gauge model is never going to be a 'walk in the park', but it's not as difficult as you might think.




STEP-BY-STEP GUIDE

1




Pop off the body by gently prising the sides outwards. It's immediately obvious that space is at a premium inside the bodyshell, but don't let that put you off.

2




Using a small flathead screwdriver, pop out the bogies, disassemble all the clip-able parts and unscrew the circuit board (three screws).

3




Dismantle the chassis, removing all plastic parts. A YouChoos' 'SugarCube7' speaker, ready to measure up for fitment, is also shown here. It will go in the fuel tank.

4



Cut a neat opening in the fuel tank underneath where the speaker will fit. I've removed more than is strictly necessary, but it makes adjustment of the speaker position, and positioning of wires easier later. You won't see any of this later. Be careful to cut away the end away from the chassis retaining screw.

6



Neaten the cuts with a hand file. Measure for size, checking that the speaker will easily fit flush and not sit lower than the bottom of the fuel tank. Note the groove in the side of the chassis where the speaker wire will sit – a groove on each side is required.

CAN I DO THIS TO OTHER GRAHAM FARISH DIESELS?


The Class 25 is unusual in that you can leave the factory circuit board largely untouched, and the only feasible place to locate such a large speaker is in the fuel tank. Other diesels tend to require total removal of the circuit board, therefore requiring re-wiring of motor, pick-ups and lighting. This isn't necessarily complex, but can be fiddly. Speakers are more commonly fitted on top of the chassis, which would have to be filed down to create extra space. YouChoos' 'SugarCurve7' speaker is ideal in those cases as the shape will fit the roof of many diesels perfectly.

5



A tungsten carbide disc is used to grind away the metal of the fuel tank almost up to the retaining screw aperture. A milling machine will do a neater (and faster) job, but most modellers will only have access to a Dremel-like tool. Shown left here is before cutting while the right half shows the difference after the cut.

7



Reassemble the chassis, and add the plastic frame. Ping out the speaker's electrical tabs, bend them up (so that the speaker will sit flatter), and solder on wires (Zimo uses purple for speakers). Feed these through the grooves made earlier. Insulate the metal side of the speaker with electrical tape and add a couple of dabs of superglue on each side so that the bond is permanent – we don't want the speaker dropping onto the track! Don't get any glue near the motor or into the speaker.

SHOPPING LIST


- Graham Farish Class 25: RRP £114.95
- YouChoos Class 25 sounds on Zimo MX648F: £91
- YouChoos 'SugarCube7' speaker: £7
- YouChoos micro cab lights: £3 each (resistor and heat shrink included)
- Graham Farish driver figures






STEP-BY-STEP GUIDE



- 8** When you are happy with the fit, press the speaker into place, pulling the wires through to the top and refit the factory circuit board. Note that the lighting wires are not attached; the wire is very brittle, so often comes adrift, but it should be easy enough to reattach to the circuit board later (blue is the positive one).



- 9** As a test, join the speaker wires to those on the MX648 decoder and plug in the six-pin decoder (pin 1 is orange). We'll remove the plug and socket in a moment, but it is important to test that everything so far has been done correctly. Sound, lights and motor should all function on the track.



- 11** You'll need a reasonable soldering iron and a steady hand to solder the wires onto the six pins where the socket used to be, but they are all quite accessible. Test everything again. You may need to run a craft knife between each pin to ensure that there are no short circuits, as they are very close together.




Unfortunately, the MX648 is slightly too big, but we only need a tiny bit more space, so chop off the six-pin socket from the factory circuit board, shorten the decoder motor, pick-up and directional lighting wires, and tin them neatly with a little solder.

- 12** Fold the decoder down into the opening and check that the body can be placed back on flush. Ideally the decoder should face down with the larger components (yellow capacitors) into the aperture of the circuit board, for the most efficient use of space. Secure with strips of electrical tape.



13



The YouChoo's 'SugarCube7' speaker comes with a green enclosure, which is very cool, but we don't want it to be visible in our fuel tank, so apply a little black paint to disguise it. Stop here if you wish - the cab lights and drivers in the remaining steps are more a nice-to-have, but do give the model more realism.

14



Pop out the cab mouldings, being careful not to break the clear plastic light ducts. Glue in a driver. Drill small holes for the cab light wires, ensuring that they are sufficiently to the sides so that the overhead lighting block will still fit. I used YouChoos micro cab lights here, which give a pleasant white/yellow glow. Glue it in place and be patient waiting for the glue to dry completely before putting the cab back into the model, or you'll end up with frosted windows.

16

Finally, reassemble, taping up the wires inside and taking care not to snag anything as you squeeze it back on. It is a tight fit, but done neatly, the bodysell will go back on flush. That's it - you're done, and you have a fantastically loud Class 25 in N gauge!



15

Wiring of the cab lights is very simple; blue goes via a resistor to the decoder's blue. Grey wire goes to decoder's green or brown (green for front light and brown for rear light). Neatly cover the resistors and your joins in heat shrink, and test again on the track to make sure it all works, and in the right direction.

YouChoos

DCC Sound

LET'S MAKE SOME NOISE!
...with the biggest range of authentic British sounds on the best decoders

Did you know, we also make lamps, lighting, connectors and lots more?

Scuthe Smoke

Lit Buffers

Firebox Glow

Coach Lighting

Mini Connectors

Passengers

Stay-Alives

Loco Lamps

0844 7725052
www.YouChoos.co.uk john@youchoos.co.uk

Loads & loads for OO layouts

HARBURN HAMLET

Accessories 'Ready to Place'

Just place them in to a place!

TIERED KEGS	FL146 £5.10	FL147 £5.10	FL148 £5.95	FL149 £5.95	FL144 Beer Kegs £5.95	FL143 Casks (5) £8.95	FL141 Ale casks £4.75
FL150 Red oil drums £5.95	FL151 Green oil drums £5.95	FL154 Rusty drums & cans £5.95	FL140 Barrels £4.75	FL145 Oak casks £9.90	FL160 Brick stacks (3) £5.95	FL168 Coal sacks £5.95	FL126 Coal sack load £5.95
FL161 Tipped bricks £5.95	FL170 Pipes £6.30	FL123 Grey bags £4.75	FL122 Brown bags £4.75	FL111 Crates £4.75	FL121 Sacks £4.75	FL171 Ass'd merchandise £5.95	FL100 Wood beams £4.75
FL102 New wood £4.75	FL103 Rotten £4.75	FL120 Covered load £4.75	FL112 Crates part cov'd £5.95	FL101 Planks £4.75	FL165 Builder's stockpile £6.50	FL180 OTA timber load £8.95	FL125 Grey mailbags £4.75
FL133 Ass'd shipment £9.25	FL117 Coil (2) £6.75	FL115 Steel Plates £5.95	FL116 Coil load £9.50	FL134 Ballast bags £5.95	FL181 Logs £8.35	FL123 Red mailbags £4.75	FL132 Crates shipment £9.25

P&P £3.00 per order

'N' gauge modelling? - See our website for Harburn Hamlet N gauge products

Harburn Hobbies, 67 Elm Row, Edinburgh EH7 4AQ

Order:- by Phone: 0131 556 3233; Online: www.harburns.co.uk; by Post from above address

In the steam era, grain wagons were most often marshalled into mixed goods trains, rather than the block formations seen in later years. However, this 1965 view shows ex-LNER 'J38' 0-6-0 No. 65911 coming off the East Fife line at Thornton Junction with a short train of hoppers. All but the fifth wagon (LMS) are the BR standard 20t design. W.J. VERDEN ANDERSON/RAIL ARCHIVE STEPHENSON



BR GRAIN TRAFFIC

By the end of the 1920s, grain imported to the UK started to be moved in bulk rather than being shifted in sacks travelling in covered vans. All the railway companies produced their own version of a grain hopper. The LNER opted for wooden bodied wagons, the LMS preferred steel and the GWR tried both.

BR inherited a mixed bag of wagons for the trade and set about introducing replacements based on the LMS steel hopper design. This was despite the customers' preference for a wooden wagon which suffered less from condensation damage to the load. As well as condensation, the steel-bodied wagons could also leak through the top loading hatches and when this happened, a tarpaulin would be tied over

the top to protect the goods from damage.

The first build, Lot 1/270, ran to only 40 wagons and were of riveted construction. The next batch to Diagram 1/271 were welded and 570 were produced. It's this version that the Bachmann model represents. These were followed by 1/275 with some dimensional changes, a longer wheelbase and Dowty buffers.

Only 100 of this last type were produced before BR moved to more modern high capacity vacuum braked wagons built by Rootes Pressings Ltd, which were to be owned or leased by private operators. These were the subject of the Trix/Liliput OO gauge model of the 1960s/70s, which was eventually inherited by Bachmann. It has not been produced for many years, but can still be obtained secondhand in a colourful range of liveries. The same applies to the Lima 37t BRT

grain hopper, which features the later style of chassis and suspension but has not been produced since 1984.

OPERATION

Bulk grain was moved in short rakes of three to ten hoppers as part of normal mixed goods trains. Block trains tended to be rarer but Scottish distilleries, such as the Whyte & Mackay Invergordon plant, certainly received them. Traffic rapidly moved from road to rail in the mid-1960s as BR lost interest in anything other than block trains. Bulk grain traffic eventually faded away, although block trains of BR 20t grain hoppers ran between East Anglia and Birkenhead until the early-1980s. It finally disappeared altogether in the early-1990s with the end of the Speedlink network.

Initially, the loads ran to and from ports where

The recent release of Bachmann's BR 20t grain hopper prompted **Phil Parker** to take a closer look at this long-lost source of goods traffic and what is required to model it.



RELATED ROLLING STOCK

▶ PARKSIDE DUNDAS PRIVATE OWNER GRAIN WAGON - PC51

Originally built with wooden chassis, the kit has the later steel version. Those belonging to the Leith General Warehouse (LGW) fleet, based in Edinburgh, survived until 1969. Quite an unusual wagon in later days and, even in their prime, only seen in the central lowlands of Scotland.

▶ PARKSIDE DUNDAS LNER BULK GRAIN VAN 1931 - PC13

Introduced in 1931 and based on a GWR design, initially these only worked from Hull Docks but after the Second World War, their operation spread across the country. They lasted until the mid-1970s but some were subsequently sold for private use. Two are preserved at the Lincolnshire Wolds Railway.

▶ MERCIAN MODELS LMS/BR 20T GRAIN HOPPER - SW 26

Etched brass kit and available on special order only. The model represents the same prototype as the Bachmann model but a later piped version.

▶ K'S KITS GWR 'GRANO' GRAIN HOPPER

Now obsolete and difficult to obtain, this whitmetal kit can be made into a presentable model by an experienced modeller.

▶ LIMA BRT 37T GRAIN HOPPER

By today's standards, this RTR model from 1982 is pretty crude. However, in OO it's an option for those modelling the late-1960s to early-1980s period and offers an alternative design to the Trix/Liliput/Bachmann BRT hopper. Several modellers have re-worked these vehicles with varying degrees of success. Not currently available, if you want one, it's a case of searching the secondhand market.

▶ HORNBY/DAPOL 21T OPEN HOPPER

A small number of these otherwise standard wagons were built with fixed tarpaulin bars for grain traffic and usually ran with a sheet to protect the load from the weather (see photograph). Adding the bar to the Dapol or Hornby RTR models would be a relatively simple modification and a very good way to add extra variety to your grain train.

Unfitted grey BR Diagram 1/271 20t grain hopper at Reading in 1959, coupled between a rusty bauxite grain hopper (left) and a 'Mexphalte' bitumen tank. COLOUR-RAIL



RELEVANT MODEL BUILDINGS

Bachmann Scenecraft

Ready-to-plant resin buildings to form the basis of a small brewery:

- ▶ Oak Hill Brewery Warehouse 44-056
- ▶ Oak Hill Brewery Boiler House 44-059
- ▶ Oak Hill Brewery Boiler House Chimney 44-060
- ▶ Wagon loading tower 44-071

Metcalfe Models

Cardboard kit consisting of malt warehouse, brew house, and a store/distribution depot


- ▶ Brewery PO229

grain was being imported or exported by sea. By the late-1950s though, British farmers started to invest in fixed loading installations. Lorries would deposit the grain in a concrete lined pit and it would be lifted in to the top of the wagons using an auger. This is a pipe containing a rotating Archimedes screw that lifted the grain from the bottom to the top. Larger installations had permanent installations but smaller facilities would have the auger powered by a small petrol engine.

Unloading was the reverse of loading with the grain dumped out of the bottom of the wagon and carried on to the facility using a conveyor belt or auger.

Bachmann's 20t grain wagon can be used in several ways; either singly or in small 'cuts' marshalled into mixed goods trains or in short block trains. They can be used with almost any goods locomotive, from small 0-6-0s on local trips to heavier goods and mixed traffic types on longer distance fitted goods trains. Main areas of operation were East Anglia, Lincolnshire and Scotland, but deliveries were made to many other locations associated with the brewing and whisky trade, most notably Burton-on-Trent. **BRM**

Modified open hoppers with tarpaulin covers were also used to bolster the fleet when required. Ex-GER J17 0-6-0 No. 65543 passes Stratford in east London with an Up grain working in July 1951. As well as the sheeted wagons, the train includes a BR Diagram 1/270 20t grain hopper. RAIL ARCHIVE STEPHENSON



On August 10 1967, Scottish Region BR/Sulzer Type 2 (Class 24/1) D5129 shunts a mixed goods at Inverurie, north of Aberdeen. The train contains at least seven BR grain hoppers of Diagram 1/270 and 1/271, most likely related to the local whisky industry. COLOUR-RAIL





FURTHER READING

Not all of these books are currently in print but they are available secondhand.

- ▶ **British Railways Goods Wagons in Colour**, Robert Hendry (Midland Publishing) - Excellent illustration of a large fixed auger loading system
- ▶ **British Railways Wagons, The First Half Million**, Don Rowland (Leopard) - History and diagrams of all the BR grain wagons
- ▶ **An Illustrated History of LMS Wagons**, RJ Essery (OPC) - Plans and photographs of the LMS wagon upon which the BR wagon was based.
- ▶ **The 4mm Wagon Part One - Opens, Minerals and Hoppers**, Geoff Kent (Wild Swan) - Photographs of the wagons and detailed modelling information if you prefer to scratchbuild.
- ▶ **Brewery Railways**, Ian P Peaty (David & Charles) - Plans and photographs of brewery railway systems across the UK and Ireland.
- ▶ **Iron Rails and Whisky Trails**, Ian P Peaty (Irwell Press) - A comprehensive history or distillery rail workings in Scotland with lots of photographs showing the working and loading of wagons as well as plans of the railway systems.

Grain wagons: BR grain wagons preserved at Butterley in 2013. The vehicle nearest the camera is the Diagram 1/271 prototype measured by Bachmann for its OO gauge model. To the left is an earlier LMS design with a riveted steel body. PHIL PARKER





FACT FILE

- **Layout Name:** Dunkow Road
- **Scale/Gauge:** 2mm:1' scale, 9mm gauge (N)
- **Size:** 10' x 3'
- **Era/Region:** 1965-76 Western Region
- **Location:** West Country
- **Layout Type:** Continuous running
- **Control:** 12V DC analogue
- **Photography:** Andy York

NBL Type 2 6326 looks resplendent in its new livery. The 'Teddy Bear' has been allowed access to the level crossing now that the bus has passed and its passengers have disembarked.

DUNKOW ROAD

Inspired by a brief encounter with WR diesel-hydraulics, **Andy Small** built this layout set during the transition period to BR corporate blue.



A 'Hymek' heads down the branch to the dairy with empty 'Siphon' vans for loading. 'Warship' D827 Kelly, which has just received a full yellow warning panel, heads up the main with Presflo wagons loaded with cement.

I had time to 'bunk' Bristol Bath Road depot. I was overwhelmed; 'Warships', 'Westerns', 'Hymeks' and maroon locomotives! I became fascinated with them.

It all started in 2002. I had been regularly travelling to Europe with a close friend to photograph railways following the arrival of EWS and a loss of interest in the UK scene. But a career change and house move put an end to this.

My close friend was a member of Warrington Model Railway Club, modelled in N gauge and suggested I join him on a trip to the Warley NEC show. I was undecided, but the following year I met the late Fred Johnson at the Alsager Railway Association's (ARA) Crewe exhibition. I was still relatively new to the area and looking for a model railway club. Fred made me most welcome and I joined a few weeks later.

I dabbled with OO gauge in my 30s, military modelling in my 20s and later I had concentrated on railway photography both in the UK and Europe. I became involved with the Intercity Railway Society and

ran the North West Branch for ten years organising and running monthly tours to depots throughout the UK, thus providing excellent photographic opportunities.

I had however, never built a layout and never modelled in N.

My intended period of modelling was going to be what I had seen as a spotter in my early teens, give or take a decade, so I concentrated on 1955-65, BR Standard steam and green diesel locomotives and to this day it's my preferred choice.

I started to build a large permanent layout in the garage (it was too small for the cars anyway) and it was to include my chosen UK time period and have a modern German railways section as well. As the future of Graham Farish was in doubt at the time, I collected Deutsche Bahn models too. I toyed with DCC but I was advised by a well-known model shop to forget it if I was using Graham Farish steam locomotives - I still haven't finished that layout!

After joining ARA I became involved with its large N gauge layout 'Newcastle by the Water', which was modern image. No 'kettles' there and slowly I acquired a few items that would fit that period.

baseboards 10' by 3' that I could use, from 9mm ply with 2" x 1" softwood framing, and so it began.

I quickly measured the conservatory at home and estimated that it would fit - I was wrong! So, I commenced a track plan in 2010 knowing the only room in the house I could fully erect the layout was the lounge - the 'management' was not pleased!

I had seen a lot of layouts at shows; most had stations and a lot were end to end. I wanted a circuit to show off the rolling stock, shunting for operator interest and public enjoyment. I wanted a raised main line, was not too bothered about a station and the settings had to seem rural and uncluttered.

Dapol had recently released the Class 35 'Hymeks' and the hydraulics were the classes that I had seen only once. As a teenager, I took a day trip in 1965 to Barry scrapyard. I made it there and back in a day and had to change at Bristol. I had time to 'bunk' Bristol Bath Road depot. I was overwhelmed; 'Warships', 'Westerns', 'Hymeks' and maroon locomotives! I became fascinated with them.

I was desperately trying to resist the purchase, but a close friend persuaded me that the Dapol milk tank set on special offer at a show we attended (BRM Peterborough's first year) was a good idea. It was cheap, and I was hooked - Western Region hydraulics it was to be.

Many moons ago, my first job after leaving school was working for a wholesale meat company near Oxheys signalbox in Preston. I had done some spotting there in earlier years and it had once been


KEY DETAILS

SIGNALLING

All signals are operational; the semaphore signals are by Dapol and colour lights and ground signals are from the CR Signals range. All are manually operated by the control panel so SPADs are achievable!

MOVING ON

In 2008, I became a part of the ARA N gauge exhibition team, which is regularly invited to model railway shows. Several members have their own N gauge layouts and I helped them out too. This led our Exhibition Manager, John Cox, to badger me into building my own. He said he had a set of readymade



A battered 'Whizzo' heads a parcels train whilst a Class 22 in the recently adopted all-over blue, passes with loaded 'Grampus' engineers wagons.





The mid-day express rushes through as a dusty Class 14 joins the branch with a local coal working. It appears there has been an accident in the adjacent yards as the ambulance escorted by the Police head for the nearest hospital.



rail-served. So, I decided to include a farm/dairy, a slaughterhouse and an auction market for the cattle trucks and meat vans. The boilers would need coke and diesel fuel, and the setting would be somewhere in the West Country.

I took a field trip back to where I had worked over 30 years ago only to find it was now a housing estate. Fortunately, the Harris Library in Preston had a plan of the area and more importantly the layout of the animal holding pens which had been rail-served. Google Earth had a map of the sidings showing long lines of cattle trucks. I also made a field trip to Hemyock to look at what remained of the milk loading facilities.

I applied modellers' licence, based the location in the West Country, and deemed that Beeching had made cuts and the line was now secondary with a single line retained for diversions. The branch to the farm survived, for now, and livestock was still delivered by rail to the slaughterhouse and market.

SCENICS

The whole layout was covered in PVA and 1/8" floor tiles laid as a base. This gave a solid base for the trackwork and a ballast shoulder once trimmed back. With hindsight I would use 1/16th cork next time as the shoulder was too high and had to be 'doctored'.

I used Peco Code 55 track in the scenic areas as

KEY DETAILS - BUILDINGS



To make the buildings, suitable kits were 'bashed' and extensive use made of, amongst others, Ten Commandments, PD Marsh and SD Mouldings products. These took longer to produce than I anticipated and when I build another layout I will start the buildings once the track has been laid prior to the wiring.



I prefer the finer rail profile. As I had some available, I used Code 80 in the fiddleyards and on the wing. Once the track was laid it was weathered using the excellent Phoenix Precision range of paints, both by airbrush for the main colour and by hand with a brush for the grubbier areas such as where locomotives stand and drip oil and older trackwork.

Point motors are SEEP PM2s, with the longer pins, all located beneath the baseboard. I prefer them to Peco as there is no need for a baseplate and they can be screwed direct to the baseboard. One piece of advice; use a drop of superglue on each of the plastic rivets holding the solenoids to the blue base plate before fixing, as they can be prone to working loose over time.

Controllers and transformers are from Gaugemaster and All Components as I love their close control and 'creep' ability.

The wiring was a challenge as when I started I had never even wired a point motor. However, several hundred metres of wire later and with a lot of advice from ARA club members, the point motors functioned, the control panels worked and all seemed well. However we did manage to blow up two 24V transformers in the process!

Scenics are by Auhagen, Woodland Scenics and the Scenic Tree Shop, whilst the ballast is from Green Scene. Trees are homemade or from the Model Tree Shop, which I would heartily recommend. Extensive use has been made of its static grass via a Green Scene static grass applicator, a product I fell in love with as soon as it became available.

The sheep and cattle pens are products from N Brass Locos by Nick Tilston who kindly produced the etches from drawings and photographs from my field trip to Bakewell Auction Market. As far as I am aware, these are the only products available that depict aluminium fencing with round posts that are to scale and are a major element of the layout that I felt had to be right.

Fencing, of which there is a lot, is a mixture of items from Fantastic Shop, (County Rolling Stock) Ratio and Peco. The long retaining wall on the yard side of the scenic section is by SD Mouldings and was made to order and fitted and fettled *in situ*. Road coverings are by Redutex from DCC Supplies, a fantastic product that is simple to manipulate, a great time saver and easily weathered once stuck down using the self-adhesive backing.

OPERATION

The trackplan consists of two main lines running through an island halt platform which has been reduced to a request stop for local workers. There is also a single track branch line serving the local dairy which rejoins the main line and provides a diversionary route if required.

Access to and from the yards is by reversing from the main line into a head shunt, with control retained by the main line operator until the line is clear. Storage sidings can hold ten trains on the rear of the main layout, with a further five trains held for the branch on the wing section.

Isolation sections enable locomotives to be held at various points whilst others pass or shunt. Hands-free uncoupling is achieved by using SEEP magnetic uncouplers with Peco 'Elsie' couplings and droppers along with Dapol NEM magnetic couplers.

Rolling stock is a mixture of Graham Farish, Dapol and N Gauge Society kits and the period modelled is 1965-76 with green, maroon and blue diesel hydraulics dominating. Much of the stock has been weathered, detailed and renumbered but some remain to be completed at the time of writing. I just have to find the time to do it.



D1745 approaches the halt with a rake of loaded 'Sealion' hoppers from Meldon Quarry in Devon.



Passenger trains are operated by diesel-hauled Mk 1 coaches and, increasingly, DMUs. Freight serves the agricultural trade with fuel being required for local traders. Through workings are based on anything suitable both for the location and period and include china clay, cement, ballast, fish, milk and parcels. The layout can also be run as steam-only or as a mixture of both steam and diesel should exhibition managers request it.

I have deliberately tried to achieve an uncluttered feel and depict an area that is in a slow decline, still aware of its roots and attempting to resist change and closures. Full operation can be achieved by four people with three control panels covering four separate controllers. Should the yards and the branch remain static, two operators can control the main lines thus ensuring constant movement on the layout.

The layout breaks down into four 3' x 2' 6" sections which bolt together to form two units and allows


transportation to be achieved in two large cars.

Inspiration has come from many sources over the years, 'Chee Tor' in N and 'Farkham' in OO being particular favourites, with the inexhaustible supply of layouts produced by Steve Farmer and Pete Latham giving a constant challenge to emulate the detail that they have achieved.

My thanks must go to many, and they know who they are, but special mention must go to Carl Rutherford, Keith Bingham, John Cox, Steve Lowndes, Steve Farmer and to the all the ARA N Gauge. **BRM**

SEE IT IN ACTION...

'Dunkow Road' is booked for the following venues: Bristol, Loughborough, and The International N Gauge Show in 2015, and BRM Doncaster, Huntingdon, Crewe and Warley in 2016.



The railcar departs with a single milk tank in tow. This will be detached and worked by a Class 14 'Teddy Bear' to and from the dairy loading point.

LAYOUT FOCUS

DUNKOW ROAD

Sanfordson



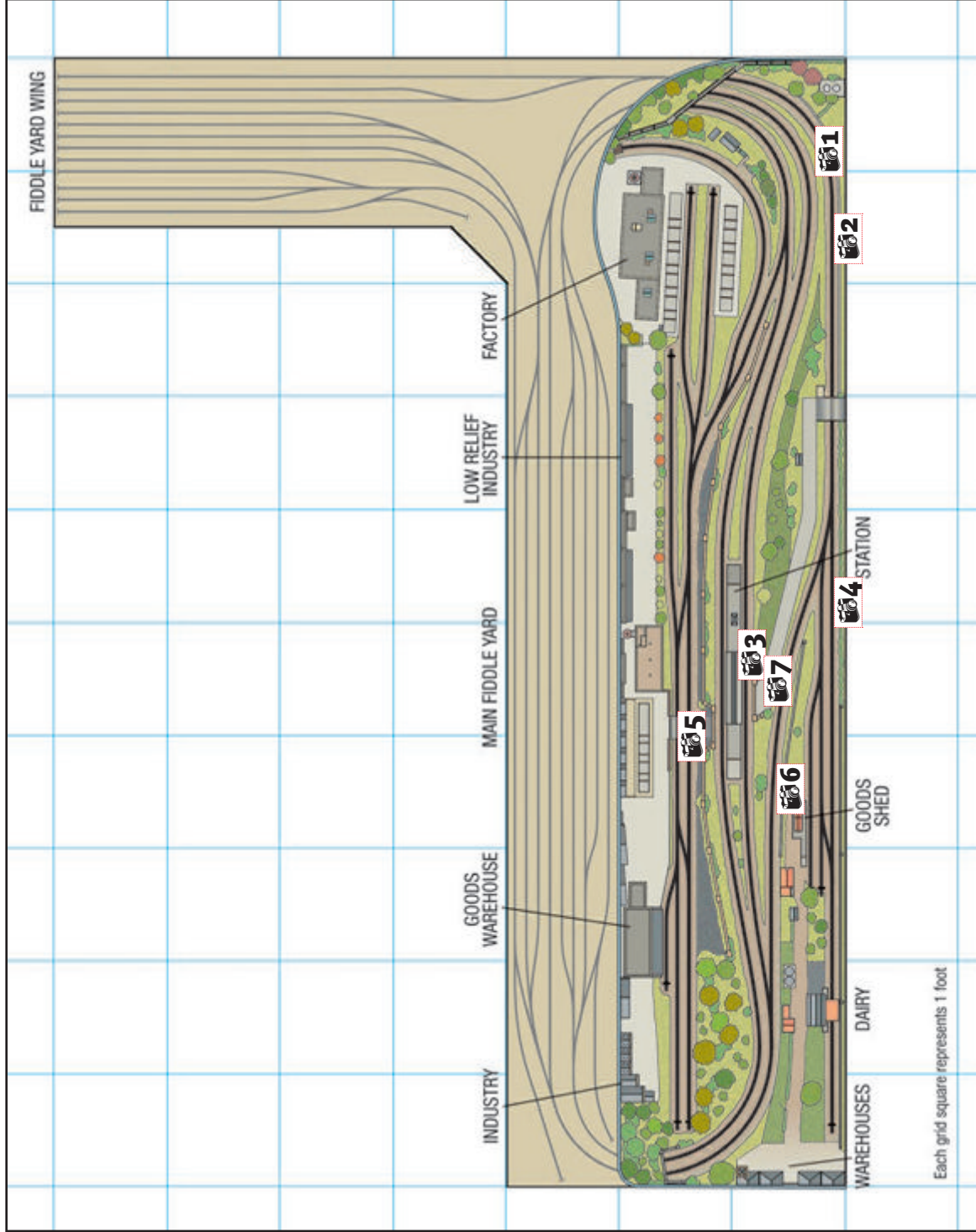
The twice-daily milk tanks are being loaded with an NBL Class 22 in charge of shunting. One wonders how much longer this service and the locomotive will survive. The effects of Beeching and the road lobby are being felt everywhere in the area.



Ralph the local farmer stands and watches as two of his sheep are penned ready for the next day. The abattoir official records the arrival assisted by several others to ensure the sheep do not wander onto the tracks.



The old signalbox has seen better days but still protects the headshunt for the yards. The surrounding vegetation encroaches and only the semaphore signals on the branch line remain.



12-PAGE NEW PRODUCTS SPECIAL!

WHO'S DOING WHAT IN 2015/16?



▶ LOCOMOTIVES ▶ ROLLING STOCK ▶ ACCESSORIES & TECH ▶ SCENICS ▶ KITS ▶ DCC

RTR MODELS: WHO'S DOING WHAT IN 2015/16?

In recent years we've seen an unprecedented number of new RTR models announced by established manufacturers and new suppliers. **Ben Jones** brings together the full list of what's been claimed and when we might see them.

Despite the much-discussed problems with deliveries from Chinese factories, new companies, retailers and, to a lesser extent, the major suppliers have not been deterred from staking their claim to a unprecedented collection of new RTR locomotive and rolling stock projects.

While Bachmann, Dapol and Hornby saw their output drop, and

start to recover in early-2015, new companies such as DJ Models and Oxford Rail are working on their debut products, covering subjects that the 'big boys' might not have been able to justify.

This brief guide brings together every British outline RTR product that has been announced but is still to be released. Some have been in the pipeline for several years, whereas others are relatively fresh. Either

way, seeing the list together in one place makes it clear just how much is being invested in new tooling for British models. When you consider that even a simple 4w wagon can cost up to £40,000 to research, design and tool-up ready for production, a locomotive anywhere between £50,000 and £100,000 and multiple unit trains more still, it's obvious just how much is riding on the success of each project.

So, realistically, what can we expect to see over the rest of 2015 and into 2016?

Hornby's SR 700 Class and D16/3 are expected any time, following the GWR 'Hall', Peppercorn K1 and J15 released in early-2015 and the GWR 'King' is promised for later this year along with the Adams 'Radial'.

From Bachmann, the GNR 'Large Atlantic' is arriving now (see Reviews) and the Class 43 'Warship' should be



LMS black 'Twins'
10000/01 are
exclusive to Rails.

individual locomotives or items of rolling stock, projects such as the Mk 2f and new Thompson coaches involve up to six separate vehicles, all of which need to be fully researched, designed, tooled and manufactured.

Depending on how development progresses, some items may jump forward, while others slip back. See www.bachmann.co.uk and **BRM** for regular updates. Graham Farish N scale N scale models are shown on page 54.

Due Mid to late-2015

- ▶ BR Mk 1 TPO stowage van
- ▶ LMS 10000/01* - June/July
- ▶ NBL Class 43 Warship - May/June
- ▶ SR USA 0-6-0T* - late-2015
- ▶ BR(W) Hawksworth autocochs - late-2015
- ▶ SR PMV van - late-2015
- ▶ Modified Class 70/8 - TBC

BACHMANN OO

Bachmann has an extensive 'to do' list, covering a wide range of OO gauge subjects from Wickham inspection trolleys to Victorian tank locomotives and 5,000hp electrics. By Bachmann's own reckoning, of the 83 new

projects announced across N, OO and OO9 in 2012-4, 44 are still to be delivered. Of those, Hong Kong was yet to start detailed design work on 31 projects by Spring 2015, although 12 should start in earnest this year. While many are



SR CCT van is expected in late-2015.

WHO'S DOING WHAT IN 2015/16?

with us soon. Work on another 12-15 projects, including the Stanier 'Mogul', Wickham Trolley, the Ivatt 2MT 2-6-2T, V1/V3, SECR Birdcage stock and 20T tankers along with the Mk 2f and Thompson coaches is being prioritised in 2015. These models should make their debuts in 2016, but numerous other items look unlikely to appear until the following year.

The Peppercorn A2, Maunsell N 2-6-0 and 'Merchant Navy' (see Reviews) will make it a big year for new Graham Farish steam locomotives, and they will be joined by some superb new rolling stock in 2016/17.

Dapol should release its first O gauge 'Terriers' in May, with the eagerly-anticipated OO gauge Class 73s making good progress and expected later in the year. Both show great promise, as does the OO Vossloh/DRS Class 68 diesel, which is now at the body tooling stage.

Heljan's O gauge AC Cars railbus and OO Park Royal variant are due next (by May), followed by the Class 05 diesel shunter and, later in the year, the Gresley O2 2-8-0 and 'Met' electric. The O gauge Class 60 should also appear over the summer. By late-2015 we may know more about how the Danes

are getting on with their GWR 1361/1366 and next tranche of O gauge diesels.


In N, the Dapol Class 142 railbus – now at the tooling stage – appears to be the best bet for this year, with the GWR 'Grange' jumping ahead of long-promised Bulleid 'Light Pacifics' and various other N projects. Development has also accelerated on the N Class 33s and Class 50.

Into the breach left by the cancelling of Dapol's Class 390 Virgin Pendolino has stepped Revolution Trains, which is working with Rapido Trains to produce the tilting Alstom EMU in N gauge.

Three more newcomers who will expect to make their debut are Oxford Rail, DJModels and Rapido Models, all of whom are promising releases in mid or late-2015.

All expected delivery dates given below are a 'best guess', based on the current status of each model. All dates are subject to change, dependent on how the development, approval and production stages proceed. For updates on new models, see **BRM's** news pages every month and www.RMweb.co.uk.

This article is updated and expanded from an earlier feature in the BRM Annual 2015. **BRM**



Above O gauge 'Terrier' is expected in shops very soon.



Above GWR Collett Full Brake – exclusive to the N Gauge Society.

DAPOL

After its re-organisation over the last two years, Dapol is now making good progress on products in three scales. No predicted delivery dates are published by this manufacturer, although some products are known to be further forward than others and so are marked for possible 2015 release. The lovely 'O' gauge 'Terrier' should be landing as this issue arrives in shops and tangible progress is now being made on the OO gauge Class 68 diesel (pictured below). See www.dapol.co.uk for updates and further information.

Dapol N

- ▶ LNER J72 0-6-0T - 2016?
- ▶ Class 33 - Late-2015
- ▶ Class 50 - Late-2015
- ▶ Class 59 - TBC
- ▶ Class 68 - TBC
- ▶ Class 142 - Late-2015
- ▶ GWR 'Grange' 4-6-0 - 2015
- ▶ SR 'Schools' - TBC
- ▶ Bulleid Light Pacifics (air-smoothed/rebuilt) - TBC

Rolling Stock

- ▶ Mk 3 Trailer Guards Second (TGS) – Mid-2015
- ▶ GWR Collett BG (for NGS)* - 2015
- ▶ Freightliner MJA bogie box twins - TBC
- ▶ Freightliner HIA bogie hopper - TBC

Dapol OO

- ▶ LSWR B4 0-4-0T - 2016?
- ▶ Class 68 - Late-2015
- ▶ Class 73 - Late-2015
- ▶ Class 21/29 - TBC
- ▶ GWR streamlined railcar - TBC
- ▶ Class 121/122 - TBC

Rolling Stock

- ▶ Turbot bogie open wagon - TBC
- ▶ Freightliner MJA bogie box twins - TBC
- ▶ WH Davies Lowliner - 2016?
- ▶ Freightliner HIA bogie hopper - TBC
- ▶ BR diesel brake tender - TBC
- ▶ BR BBA bogie steel carrier - TBC

Dapol O

- ▶ SR A1/A1X 'Terrier' 0-6-0T - May
- ▶ Class 08 - TBC
- ▶ BR 10T/12t vans (12xtypes) - TBC
- ▶ BR open wagons (various) - TBC
- ▶ BR HAA coal hopper - TBC
- ▶ BR HEA/HSA hopper - TBC
- ▶ BR Vanwide/VEA van - TBC



BR Hawksworth autocochers are due in late-2015 to complement 64XX 0-6-0PTs.



Revised Siemens Desiro EMU will depict a South West Trains Class 450.

2016 (Predicted)

- ▶ LBSCR H2 Atlantic
- ▶ LMS Stanier 'Mogul'
- ▶ LMS/BR Ivatt 2MT 2-6-2T (new chassis)
- ▶ LNER V1/V3 2-6-2T (new chassis)
- ▶ SWT Class 450 Desiro EMU
- ▶ Wickham Type 27 Inspection Trolley
- ▶ BR Mk 2f coaches
- ▶ SECR 'Birdcage' coaches
- ▶ LNER Thompson coaches

2017 (Predicted)

- ▶ Baldwin 4-6-0T (OO9)
- ▶ GWR 94XX 0-6-0PT
- ▶ LNWR 'Coal Tank' 0-6-2T

- ▶ LMS parallel boiler 'Royal Scot' 4-6-0 (chassis & detail upgrade)
- ▶ LNER J39 0-6-0 (new chassis)
- ▶ LNER J72 0-6-0T (new chassis)
- ▶ LNER V2 2-6-2 (new body)
- ▶ BR Class 24/1 diesel
- ▶ Class 90 Bo-Bo electric
- ▶ Class 158 (new tooling)
- ▶ Ransomes & Rapier 45t steam crane
- ▶ 20t oil tank
- ▶ OO9 open wagons/bogie vans
- ▶ BR FFA/FGA container flats
- ▶ Conical end TTA tanks
- ▶ Warflat wagon



Direct Rail Services Class 68 is progressing well in OO gauge and a late-2015 release is hoped for. BEN JONES

NEW PRODUCTS SPECIAL!

HELJAN

As usual, the Danish manufacturer has a diverse selection of OO and O gauge projects underway, some of which are expected to make their debut as this issue goes to press. The most important addition to its OO programme in late-2014 was the announcement of a GWR '47XX' 2-8-0.

In O gauge, the range of diesel locomotives and rolling stock is set to increase significantly in 2015/16,

while in OO the company continues to select unusual and esoteric prototypes suited to short production runs. Interestingly, Heljan is going head-to-head with Kernow Model

Rail Centre/DJ Models on the GWR '1361' 0-6-0ST, an obscure class of just five locomotives built for use in Cornwall.

Also in the pipeline is Heljan's first



CAD artwork of the planned Class 42 'Warship'.



Hunslet Class 05 is due in the next few weeks.

venture into British narrow gauge, a OO9 model of a Lynton & Barnstaple Manning Wardle 2-6-2T to complement Peco's L&B rolling stock released in 2013/14.

Heljan OO

- ▶ Park Royal railbus - May
- ▶ Class 05 - June
- ▶ GWR 1361 0-6-0ST - TBC
- ▶ GWR 1366 0-6-0PT - TBC
- ▶ GWR 47XX 2-8-0 - TBC
- ▶ LNER 02/3 & 02/4 2-8-0s - late-2015
- ▶ Metropolitan Bo-Bo electric - Autumn 2015
- ▶ L&BR/SR Manning Wardle 2-6-2T (OO9) - 2016

Heljan O

- ▶ AC Cars railbus - May
- ▶ Class 60 - mid-2015
- ▶ Class 42 - 2016
- ▶ D0280 Falcon - Late-2015
- ▶ Class 25 - TBC
- ▶ Class 45 - TBC
- ▶ BR Catfish ballast hopper - Mid-2015
- ▶ BR Dogfish ballast hopper - Mid-2015
- ▶ Cargowaggon bogie van - Late-2015
- ▶ Cargowaggon bogie flat - Late-2015

GRAHAM FARISH
by BACHMANN

GRAHAM FARISH N



Clockwise from Above An N gauge LNER J72 has just been announced, while the BR(S) 'Merchant Navy' is arriving now. SR 'Queen Mary' is joining the main range.



WHO'S DOING WHAT IN 2015/16?



Above Impressive O gauge Cargowagon bogie flat is expected in late-2015 and will be a good companion for the various 7mm diesel locomotives available or in development.



Above Superb Metropolitan Railway Bo-Bo electrics are progressing well and should be released in the autumn of this year in several liveries, including London Transport red.



Above Park Royal diesel railbus should be arriving as this issue kits the shops.



Above Cargowagon bogie sliding wall van is also due later this year.



Above CAD artwork of the GWR 1361 0-6-0ST - no physical samples of this or the 1366 0-6-0PT had been seen by the time this issue went to press.

As with its OO gauge range, Bachmann has a rolling programme of new releases planned in N gauge, although it has made significant progress with its backlog in recent months. To facilitate this, new items were relatively few in 2014/15. See www.bachmann.co.uk for updates.

Mid to late-2015

- ▶ GWR 64XX 0-6-0PT
- ▶ LNER A2 4-6-2 - Apr/May
- ▶ SR N Class 2-6-0 - May/June
- ▶ BR(W) Hawksworth stock - Late-2015
- ▶ SR 'Van B' bogie luggage van - Late-2015
- ▶ SR 'Queen Mary' bogie brake van
- ▶ LMS 50' Inspection Saloon

2016/17

- ▶ GWR 'Castle' 4-6-0
- ▶ LNER J72 0-6-0T
- ▶ BR 4MT 2-6-4T (re-tool)
- ▶ BR Class 40 diesel (re-tool)
- ▶ BR Mk 2f coaches + DBSO
- ▶ SECR 'Birdcage' stock
- ▶ SR PMV 4w van
- ▶ BR Pipe wagon
- ▶ GWR/BR Hawksworth Autocoach

OXFORD RAIL

Branching out from its core business of die-cast road vehicles, Oxford Diecast revealed its first OO gauge RTR locomotive in November 2014. Starting with the much-requested LSWR Adams Radial 4-4-2T, Oxford Rail is planning quick expansion in this area with several more products in the pipeline. Early-2015 saw an RCH 1923 seven-plank coal wagon added to the programme, with four private owner liveries due for release in May/June. Although PO coal wagons are widely available, an RRP of £8.95 gives these wagons a significant price advantage over existing products. Oxford's first external commission is for Hatton's Model Railways in Liverpool, and will



see the long-lived and much-requested ICI bogie limestone hoppers produced for the first time in RTR form. Versions will cover much of the 60-year career of these famous wagons with authentic variations in branding, decoration and weathering. Delivery is scheduled for late-2015 with wagons priced at a reasonable £24 each (£25 weathered). First engineering samples of the 'Radial' are due in mid-2015 with the first releases expected towards the end of Q3. Acknowledging the complex detail variations of this small class, Oxford Rail has catered for two alternative boilers and frame arrangements, two chimneys, rectangular or oval spokes, single or double slidebars, alternative coal rails and pipework arrangements according to livery and locomotive. See www.oxfordrail.com and **BRM** for regular updates.

NEW PRODUCTS SPECIAL!

HORNBY

Although its supply issues are still not fully resolved, Hornby has made good progress on several outstanding products announced in 2013/14 and a raft of new steam locomotives is being prepared for production. After customer criticism of the simplified detail on recent models such as the GWR eight-coupled tanks and BR *Duke of Gloucester*, the Margate firm is returning to higher levels of detail on its next tranche of locomotives.



Above Railroad Crosti 9F is ready for release.



Above Original 'Merchant Navy' was a surprise announcement in March.



Above Hornby is pushing ahead with its Class 71 electric, due for release in 2016.



Above Work is progressing well on the Southern Railway S15 4-6-0.

Expect Hornby to unveil its 2015 release programme in late-2014. See www.hornby.com and **BRM** for regular updates.

Mid-2015

- ▶ SR/BR 700 Class 0-6-0 - April/May
- ▶ LNER/BR D16/3 4-4-0 - May
- ▶ BR Franco-Crosti 9F 2-10-0 - May/June
- ▶ LMS/BR non-gangwayed suburban coaches - Arriving now


Late-2015/2016

- ▶ GWR King 4-6-0 - Q4 2015



Above An early 3-D printed prototype of the LNER J50 for 2015/16.

- ▶ SR Adams 'Radial' 4-4-2T - Q4 2015
- ▶ BR Class 71 Bo-Bo electric - 2016
- ▶ SR unrebuilt 'Merchant Navy' 4-6-2 - 2016



SR/BR Adams 'Radial' is due in late-2015.

DJ MODELS



Hunslet 'Austerity' has been delayed while final detail tweaks are made.

This manufacturer is yet to deliver its debut products but has an ambitious programme of models both for its own range and commissions for retailers such as Kernow Model Rail Centre and Hatton's. Arguably its most high profile commission to date is a high-specification GWR 'King' 4-6-0 for the latter, which will compete directly with an all-new Hornby 'King' due in late-2015.

DJM has been involved in a number of schemes using the Kickstarter crowd-funding model, which encourages consumers to invest in new projects by paying for their models in advance. If and when the target is reached, funding is

then released for development and production and investors receive finished models in return. If the target is not reached, production does not proceed. To date, none of the schemes has reached its target. See www.djmodels.co.uk for updates.

DJ Models N

- ▶ Hunslet Austerity 0-6-0ST - TBC
- ▶ BR Baby Deltic - TBC
- ▶ BR Class 17 Clayton - TBC
- ▶ Class 59 - TBC
- ▶ GWR 63XX 2-6-0 - TBC

DJ Models 00

- ▶ Hunslet Austerity 0-6-0ST - due mid-2015
- ▶ Class 59 diesel - 2016?

WHO'S DOING WHAT IN 2015/16?



Decorated pre-production sample of the Locomotion Models APT-E

RAPIDO TRAINS

Well-known and well respected in North America for its highly-detailed HO and N scale models, Rapido's first solo venture for the UK market is the experimental gas-turbine Advanced Passenger Train (APT-E) for Locomotion Models. This is due for release in late-2015 and will be followed in 2016 by another Shildon resident, the legendary Great Northern Railway Stirling 'Single' No. 1 (see News). Being produced as part of the 'National Collection in Miniature' series,

the models are exclusive to Locomotion Models. See www.rapidotrains.com and www.locomotionmodels.co.uk for more information. Rapido is also hinting at its own UK project - full details will be revealed at the Warley NEC show in November.

Finally, Rapido is working with new British start-up Revolution Trains to produce a Class 390 Virgin Pendolino in N gauge and further ideas are now being developed for announcement later this year. See www.revolutiontrains.co.uk



GNR 'Single' No. 1 will be Rapido's first UK-outline steam locomotive.


- ▶ Class 71 electric - 2016?
- ▶ LNER Q6 0-8-0 - TBC
- For Hatton's Model Railways
- ▶ GWR King 4-6-0* - late-2015?
- ▶ GWR 14XX/58XX 0-4-2T - 2016
- For KMRC

- ▶ GWR '1361' 0-6-0ST* - TBC
- ▶ GWR Railmotor - TBC
- ▶ LSWR Q2 0-4-4T* - due mid-2015
- ▶ LSWR Gate Stock* - late-2015

- ▶ LSWR/SR road van* - TBC
- ▶ BR D600 Warship* - TBC
- ▶ BR Class 116/117/118 three-car DMUs - TBC
- ▶ PBA Tiger china clay hopper* - TBC

DJ Models 0

- ▶ Hunslet Austerity 0-6-0ST - TBC
- ▶ BR Baby Deltic - TBC
- ▶ BR Class 17 Clayton - TBC



D600 'Warship' for KMRC.

OTHER SUPPLIERS

Below Prototype sample of a Lee Marsh Model Co. BR 9F.



In addition to the established manufacturers, a number of new suppliers are starting to enter the British model railway market with products planned for release in 2015/16.

▶ **Austrains** is well-known in its home market of Australia, but in November 2014 it announced that it was working with a British backer to produce a OO gauge RTR model of a Midland Railway Kirtley double-framed 0-6-0 for release in 2016. Nothing further had been revealed by the time this issue went to press. See www.austrains.com.au for updates.

▶ **FTG Models'** second project will be the Motherwell Bridge-built TTA carbon dioxide tanker, although research and development is still at an early stage. See www.ftgmodels.co.uk for more information.

▶ After the success of its O gauge Hudswell, Clarke 0-6-0ST and Fowler diesel industrials, **Ixion Model Railways** is collaborating with another UK company to produce Peckett 7mm scale standard gauge steam locomotive suitable for both the UK and Australian markets. See page 95 for more information.

▶ **Realtrack Models** is working on a couple of further OO gauge models to join its acclaimed Class 143/144 railbuses and FLA intermodal twins. A PCA cement tank (alternative design to those offered by Hornby and Bachmann) was mooted a couple of years ago, but is yet to appear. The company also has plans for other modern image items that should be announced during 2015. See www.realtrackmodels.co.uk for more information.

▶ Over in the world of ready-to-run brass models, **LH Loveless** is working six- and eight-car 'Blue Pullman' sets for O gauge. Just 36 sets will be produced, with working traction motors, DCC sound, smoke and full lighting. LHL is also planning 7mm scale models of the GNR Stirling 'Single' 4-2-2,

GNR 'Klondyke' 4-4-2, LNER B17 4-6-0, including the streamlined pair, Midland Railway '1808' Class 4-4-0 and GER 'Claud Hamilton' 4-4-0s (LNER D14-D16). See www.loveless.co.uk for more information.

Masterpiece Models also has a large number of 7mm scale RTR finescale brass locomotive projects in hand, the next of which will be SR Bulleid 'Light Pacifics' (below). Following those will be a run of LNER A1/A3 'Pacifics', LMS/BR rebuilt 'Royal Scots', 'Jubilees' and 'Patriots'. In the company's 'Masterpiece Lite' range, GWR 14XX/58XX 0-4-2Ts, 45XX/4575 'Small Prairies' and 57XX 0-6-0PTs will be followed by a large selection of GWR tender locomotives (28XX/2884/43XX/47XX/Hall/Grange/Manor/Dukedog), BR 9F 2-10-0 and 5MT 4-6-0, LNER B17, SR 'King Arthur' and an LMS Fowler 2-6-4T. Find out more at www.masterpiecemodels.co.uk.

▶ Also in 7mm scale, **Lee Marsh Model Co.** has announced its programme through to 2017, with LMS 'Princess Royal' 4-6-2s, a BR 9F (pictured) and GWR clerestory coaches in 2015, GWR '517' 0-4-2T and 'Castle' 4-6-0s plus LMS/BR rebuilt 'Royal Scots' in 2016 and a GWR 'Dean Goods', SR 'Lord Nelson' and more GWR clerestory stock. See www.leemarshmodelco.com for regular updates.

▶ **Golden Age Models** offers finescale RTR brass models in OO and O gauge and has a wide range of locomotives and matching rolling stock both in stock and in development. See www.goldenagemodels.net for more details.



MODEL OF THE YEAR 2015

THE RESULTS

Every year, **RMweb** members and magazine readers vote for their favourite ready-to-run models of the preceding year. The results of the latest poll have just been announced. A total

of 3,478 voters from across the UK and far beyond chose 19 winners in three scales from Bachmann, Hornby, Graham Farish, Dapol, Hatton's/Heljan, Lionheart and, for the first time, Realtrack Models. By this time next year, there should be a gaggle

of new suppliers making competition even fiercer for these coveted awards.

But it's not just locomotives and rolling stock; the 'innovation' category covers new ideas and technology that enhance the modelling experience, increase

realism or solve problems. This year's winner is Hornby's budget-priced TTS sound system, which is now appearing in several Railroad locomotives. Congratulations to all this year's winners, and thanks to *Model Rail* magazine. **BRM**



Above Hornby's 'Brighton Belle' was a bold venture into the N gauge market via its Arnold brand. Will this move in 2mm scale to be repeated?

Below The Graham Farish 'Duchess' topped the list of favourites in the N gauge Steam category.



N GAUGE

N Gauge Steam Locomotive

- ▶ Graham Farish 'Duchess'
- ▶ Graham Farish Fairburn 2-6-4T
- ▶ Graham Farish 'Jinty' 0-6-0T

Percentage of votes cast

45.9%
31.2%
23.0%

N Gauge Diesel/Electric Locomotive

- ▶ Dapol 'Doncaster' Class 56
- ▶ Graham Farish Class 37/4
- ▶ Graham Farish Class 25
- ▶ Graham Farish Class 55

27.6%
27.1%
23.2%
22.1%

N Gauge Multiple Units

- ▶ Hornby-Arnold 'Brighton Belle'

100%

N Gauge Wagons

- ▶ Kernow/Farish china clay wagons
- ▶ Graham Farish 'Polybulk'
- ▶ Graham Farish Mk 1 CCT
- ▶ Graham Farish MR 20t brakevan
- ▶ Graham Farish BR 'Covhop'

Percentage of votes cast

28.4%
26.9%
20.3%
17.2%
7.2%

N Gauge Coaches

- ▶ Graham Farish BR Mk 1 sleeping car

100.0%

N Gauge Manufacturer of the Year

- ▶ Graham Farish
- ▶ Dapol
- ▶ Hornby-Arnold

65.6%
18.6%
15.8%

O GAUGE

O Gauge Steam Locomotive

- ▶ Lionheart '45XX' 2-6-2T

Percentage of votes cast

100.0%

O Gauge Diesel Locomotive

- ▶ Heljan Class 40
- ▶ L.H. Loveless Class 55 'Deltic'

60.2%

39.8%

O Gauge wagons

- ▶ Dapol six-wheel milk tank 'O'
- ▶ Dapol SR 'pillbox' brake van 'O'

50.7%

49.3%

O Gauge Manufacturer of the Year

- ▶ Heljan
- ▶ Dapol
- ▶ Lionheart
- ▶ L.H. Loveless

42.1%

29.1%

15.5%

13.2%

Overall manufacturer of the Year

- ▶ Bachmann/Graham Farish
- ▶ Hornby
- ▶ Heljan
- ▶ RealTrack Models
- ▶ Dapol
- ▶ Peco

56.7%

22.6%

8.1%

5.5%

5.4%

1.7%

Innovation of the Year

- ▶ Hornby TTS sound
- ▶ Train-Tech battery sound units
- ▶ Hornby coach lights

50.5%

27.7%

21.7%



Heljan's Class 40 was its largest British model to date and topped the O gauge diesel poll.



Hatton's/Heljan articulated LMS Garratt won the coveted OO gauge Steam Locomotive title, beating some fine models from Bachmann and Hornby.

OO GAUGE

OO Gauge Steam

- ▶ Hattons/Heljan Garratt
- ▶ Bachmann 'Dukedog' 4-4-0
- ▶ Hornby 'K1' 2-6-0
- ▶ Hornby 'P2' 2-8-2
- ▶ Bachmann '1F' 0-6-0T
- ▶ Bachmann 'J11' 0-6-0

Percentage of votes cast

34.9%

19.0%

16.7%

13.1%

9.1%

7.2%

OO Gauge Diesel & Electric

- ▶ Bachmann revised BR Class 40
- ▶ Heljan revised Class 33
- ▶ Heljan early BRCW Type 2 (Class 26)
- ▶ Hornby Railroad Bagnall 0-4-0DH

47.8%

27.0%

13.2%

12.0%

OO Gauge Multiple Unit

- ▶ RealTrack Class 143 railbus
- ▶ Hornby '2-HAL' EMU
- ▶ Bachmann Class 101 DMU
- ▶ Bachmann Class 150 DMU

31.0%

30.3%

27.1%

11.6%

OO Gauge & 1:76 Coaching Stock

- ▶ Bachmann LMS 50' Inspection Saloon
- ▶ Bachmann LMR Stanier 'portholes'
- ▶ Hornby Mk I BG
- ▶ Peco L&B Brake Third

Percentage of votes cast

47.9%

24.8%

16.9%

10.4%

OO Gauge Wagons

- ▶ Hornby LNER 'Extra Long' CCT van
- ▶ Invicta/Bachmann Mk 1 CCT
- ▶ Bachmann PCA Metalair cement tank
- ▶ Bachmann MR brake van
- ▶ Bachmann BR 12t pipe wagon
- ▶ Bachmann 10t fish van

25.3%

19.2%

18.6%

16.1%

10.8%

10.0%

OO Gauge Manufacturer of the Year

- ▶ Bachmann
- ▶ Hornby
- ▶ Heljan
- ▶ RealTrack Models
- ▶ Dapol
- ▶ Peco

53.7%

23.9%

8.9%

8.9%

2.5%

2.1%

NEW PRODUCTS SPECIAL!

WHAT'S NEW: SCENICS

The quality and variety of scenic accessories for model railways continues to grow every year. Here's a summary of the most exciting new developments.



Noch is introducing Mega packs of painted figures in 2015. It is also producing unpainted figures supplied with paints.

New buildings and accessories for both N and OO scales have been announced by **Bachmann**. Scenecraft planned buildings include: new quayside models (including a fishing boat), additional narrow gauge structures, new Scenecraft figures including a variety of farming figures and roadside technicians. The N scale Scenecraft buildings include a power station plus new wagon loads. See www.bachmann.co.uk for more.

The **Scalescenes** range of downloadable building kits will be expanded by an industrial boiler house, a workshop, water tower, a new doors pack, a coaling plant, 1970s semi-detached houses, BR's CLASP modular building system of the 1950s/60s, low relief terraced house fronts with optional shops, pre-Nationalisation and privatisation era signs and poster board packs, a bus depot, a Clyde Puffer and a modern cargo ship. For more see www.scalescenes.com

Double O Scenics is expanding its range of static grass fibres and introducing growing cereal crop fibres. New vineyard, tree and hedges kits are coming later this year together instructional videos at <http://doubleoscenics.weebly.com>

The expanding **Ratio** range will include a new level crossing and from **Wills** there are some useful plastic kits for modern industrial units. These include

loading bays which will be ideal for the kit-basher modelling the modern era. The **Peco** 7mm scale range is being expanded with gas lamps and detailing accessories filling a need for more O scale accessories. See www.peco-uk.com

Towards the end of 2015, **Noch's** micro-motion Open-Air Film Festival for HO/OO scale will arrive. The model can be connected to a telephone, tablet or DVD player and its 4.3" LCD display plays films and music. A loudspeaker is integrated in the model and the colour and brightness of the monitor can be adjusted. The screen comes ready-assembled with the projector building and ticket office in kit form. The Open-Air Film Festival is a limited special edition of just 1,000 pieces including a certificate and detailed construction manual. More at www.noch.com

At least three new railway modelling books will arrive in 2015. The first will be *Modelling Railway Scenery - Volume 2: Fields, Hedges & Trees* by Anthony Reeves of Treemendus fame (Crowood) to be published in May. A little later (also Crowood) will be *Railway Modelling Skills* by Peter Marriott which is intended to provide a comprehensive look at the techniques needed to build a model railway in 2015. Later in the year **Noch** is introducing a guide on how to build a model railway from scratch. It will be profusely illustrated and the text will be in English. **BRM**

Wills is introducing various kits of modern warehouses some with HGV loading facilities.



Noch's micro-motion Open-Air Film Festival is expected to be available at the end of this year. Plug in your tablet and stream your favourite films with sound to your 4mm scale figures!



Ratio's new signalbox interior kit is a welcome arrival.



'Just Plug' Lighting System as fitted to a cottage. At first glance this looks to be a very well-made system that will be fun to use.



Stacked cabins by Busch will be useful on modern layouts for the many construction projects underway.



Noch is introducing figures in 1:160 scale with micro LEDs.



In
partnership
with



Hatton's OO Gauge Beyer Garratt
has been voted as the
2014 Model Of The Year in the
OO Steam Locomotive category



Announced in 2012, the Garratt project signified another step in our long standing relationship with Heljan, having previously worked with them for the class 14, and class 28 project. Dave Mylett, as well as John Deam from our product support team went along to Denmark to visit the Heljan team where they discussed the CAD, the liveries to be produced, and the project as a whole.



Our earlier 10000/10001 project, produced with Dapol, won Model Of The Year 2011 and now the Beyer Garratt has won this prestigious award. We are always endeavoring to bring the modeller the best product and we have been rewarded again with the Beyer Garratt. With new announcements and current projects always being worked on we are always looking to bring the modeller the best possible product.

So what's next for Hatton's?



Following on from the success of the groundbreaking Beyer Garratt project, we announced our plans to make a model of the King locomotives in November 2014. Working with Dave Jones (DJ Models) to produce the most highly detailed version possible of this much loved loco, the Hatton's King project will set new standards for a ready-to-run locomotive, with laser scanning technology used to produce the CAD drawings, ensuring a definitively accurate model, and levels of detail only previously seen on high quality brass locomotives.

- Fully detailed and painted cab interior
- Etched brass factory-fitted nameplates & numberplates
- Weights within boiler for maximum adhesion
- Separately fitted and blackened handrails



In addition to this, we are producing the King in 15 different variations. We've spent a lot of time researching the liveries to be produced, so we have no doubt there will be something for you.

www.ehattons.com/king

And as if this isn't enough, we also have our ICI hopper wagons, and our 14xx projects coming up, which you can see here, www.ehattons.com/ici & www.ehattons.com/14xx

WHAT'S NEW: KITS

Despite the explosion in RTR models, kits remain a vital resource for anyone wanting to model a realistic variety of locomotives and stock.

With so many small, part-time and 'cottage industry' suppliers in this area, and a number of ranges disappearing due to retirements and sales, it has not been possible to cover every new and proposed project in the summary below. However, we strongly encourage readers to contact the suppliers below if any products are of interest.

Ajay Models is moving into N scale with new kits of Southern Region EMUs. First to arrive is the two-car 'Tin HAL', which is available now. It will be followed by a Southern Railway '4-COR' express unit, which is now in production. The company is also working on kits of the '4-COR' in 4mm and 7mm scale, plus a range of trolleybuses and Southern Region signalboxes. Look out for a feature on the N gauge 'Tin HAL' in **BRM** later this year. Available now in 4mm scale are kits of the SR 4-EPB and 4-SUB EMUs. See more at:

www.southernregionmodels.co.uk

52F Models is close to completing the development of its new 4mm scale LNER A8 4-6-2T kit, which will join the T1 4-8-0T in the company's LNER/LNER range shortly. Also in development is a North British Railway D30 0-4-0, which will complement several other NBR locomotive kits already available, including a J83 0-6-0T and C15 4-4-2T and N15 0-6-2T. For more information and updates, see <http://52fmodels.sharepoint.com>

Agenoria Models, which specialises in 7mm scale and larger kits of industrial and smaller main line types, has an extensive programme of new 7mm scale kits. These include; Andrew Barclay 0-4-0ST, Aveling Porter 2-2-0/0-4-0 steam shunter, English Electric/NS 350hp 0-6-0DE (Class 11), EE



Connoisseur Models is releasing a 7mm scale etched brass/nickel silver kit of the Adams O2 0-4-4T, priced at £220.00.

899 electric/battery 4w shunter, LMS Fowler 2F 0-6-0T dock tank, South Devon Railway/GWR broad gauge 0-4-0ST, GWR '1366' 0-6-0ST, LBSCR E2 0-6-0T, SR Manning Wardle 0-6-0ST (loW) Medina, Manning Wardle 0-4-0 crane tank and RSH No. 7669 'Ugley' 0-6-0ST. It is also working on a number of products for 3.5", 5" and 7.25" gauges – known as 'The Big Range'. See www.agenoria00gauge.com for more information.

Caley Coaches is proposing the introduction of 4mm scale kits of the following Caledonian Railway vehicles, if there is sufficient demand; 1914 Pullman Composite Dining, CR Edinburgh & Glasgow 12w eight compartment Brake Third and nine compartment First, plus a new locomotive in the form of a Pickersgill Class 300 goods 0-6-0. See www.caleycoaches.co.uk for more information on these and the rest of the range.

Also best known for its 7mm scale kits, Jim McGeown's **Connoisseur Models** range includes (mainly LNER) locomotives, plus a small selection of wagons and coaches. Returning to the range this year are 4mm scale locomotive kits, in the form of an LNER Y7 0-4-0T, J79 0-6-0T, J50 0-6-0T and a Y6 0-4-0T tram engine. Also due soon is an all-new kit of a Southern Railway O2 0-4-4T (see above) in 7mm scale. See www.jimmcgeown.com

For the latest availability on **ABS** kits in 2mm, 4mm and 7mm scale, telephone 01202 672891.

Brassmasters continues to add a wide range of new kits and components, mainly in 4mm scale. Its next 'EasiChas' replacement chassis kit is for the Bachmann LMS 4F 0-6-0 which should be available as this issue closes for press. It will be followed by the Bachmann MR/LMS 1F 0-6-0T and Bachmann LNWR/LMS G2 0-8-0. After that, the Hornby GER J15 0-6-0 is proposed. No projected release dates have been decided for these kits. Numerous new detailing and conversion parts are also now available. See www.brassmasters.co.uk for more information.

Dart Castings, which also produces the **MJT** range of kits and detailing parts, has added a new 4mm scale horse and rider whitmetal figures, SR EMU air-brake cylinders and DEMU brake cylinders to its range. See www.dartcastings.co.uk for the latest lists of new items released since last autumn.

The extensive **Comet Models** range of 4mm scale kits is now in the hands of **Wizard Models**. See www.cometmodels.co.uk or telephone 01652 635585 for more information.

David Andrews is slimming down his range of 7mm scale locomotive kits and orders for certain items will not be accepted after June 1. See www.locomotivekits.com for details of the items affected. However, due to a strong response, work is continuing on new LMS Fowler and Stanier 2-6-4Ts. More information can be obtained from the website.


O gauge specialist **Gladiator Kits** is in the process of changing ownership, according to its website. See www.gladiatormodels.com for updates.

Having released the LSWR '0395' class 0-6-0 in late-2014, **Golden Arrow Productions** is also working



Ajay Models resin-bodied 'Tin HAL' kit, now in N scale.

WHO'S DOING WHAT IN 2015/16?



Connoisseur has also re-introduced a limited selection of 4mm scale LNER locomotive kits, in response to customer demand.

on new resin body kits for the LBSCR J Class 4-6-2T (to fit a Hornby B12 chassis), LNER D16/3 4-4-0 (to fit a Hornby 2P) and London Tilbury & Southend Railway/LMS '51' class 4-4-2T and '69' class 0-6-2T. More information at: www.goldenarrow.me.uk

High Level Kits' latest locomotive is a 4mm scale North Staffordshire Railway 4w battery electric, better known as BEL 2. Go to www.highlevelkits.co.uk for more information.

New from **Judith Edge Kits** is another Harton Colliery electric locomotive, 0-4-0 Nos. 2/10 and a North British/MAN 440hp 0-6-0 industrial, both in 4mm scale. Also added is another Liverpool Overhead Railway EMU, based on a batch of four trains built in 1895.

In other scales an HO (1:87) version of the Hunslet 50T 0-6-0/35T 0-4-0DH is imminent and a number of 7mm test etches are at an advanced stage. Next will probably be the chain drive version of the Sentinel 0-4-0DH, followed by two chain drive Ruston diesels - the 48DS and 88DS.

London Road Models has added an LNWR 'Renown' 4-4-0 steam locomotive to its 4mm scale range, along with a GNR/LNER D3 4-4-0 and absorbed a number of wagon kits from the former **D&S** range.

Also now available are Cowns Sheldon 42' and 50' turntable kits. See <http://traders.scalefour.org/>

LondonRoadModels/ for lots more information.

Mercian Models has added a 7mm scale kit of the later Western Region Ruston-Hornby 0-6-0DEs (PWM652-654). For £210.00, the kit includes motor, gears and wheels. See www.modelrailways.tv

According to our kit-building correspondents **Millholme Kits** and **Stevenson Carriages** kits are being reintroduced. The current owner of both ranges can be contacted at pbarker@btinternet.com

Modern Outline Kits is developing an all-new BR 9F 2-10-0 kit for 7mm scale, to be followed by two and three-cylinder versions of the Stanier LMS 2-6-4T. Also under consideration are two new GWR locomotive kits; a 'Badminton' class 4-4-0 and '15XX' 0-6-0PT.

Expressions of interest should be directed to: sales@modernoutline.co.uk

Parkside Dundas' latest wagon kits include an LMS/LNER/BR 10t gunpowder wagon and LNER 20t 'Toad' brake van for 7mm scale, GWR X7 'Mica B' 6t insulated van and Z2 10t gunpowder van for 4mm scale and a Vale of Rheidol narrow gauge Third Class bogie coach for OO9. See more at www.park-sidedundas.co.uk

PDK Models (www.pdkmodels.co.uk) has a large number of 4mm scale locomotive kits underway and planned for the future. Coming soon are a LNER Gresley P1 heavy goods 2-8-2 and Urie G16 4-8-0T, while at the planning stage are the following:

SR/BR H16 4-6-2T,

SR D1/E1 4-4-0 (Rebuilds), SR/BR O2 0-4-4T, GWR 56XX 0-6-2T, 61XX 2-6-2T, 14XX 0-4-2T and 31XX 2-6-2T, LNER P2 with A4 type streamlined front end, LNER A5 4-6-2T, K2 2-6-0, N7 0-6-2T, LMS/BR Fowler 3F 0-6-0, LMS Stanier 'Turbomotive' and BR rebuilt 'Turbomotive' No. 46202 *Princess Anne*.

Roxey Mouldings has acquired the **Southwark Bridge** range of 4mm and 7mm scale kits. Visit www.roxeymouldings.co.uk for more information on this and the existing range.

RT Models is close to releasing its new Thomas Hill 'Vanguard' 0-4-0 industrial diesel shunter kit for 4mm scale. The kit will be a complete package with wheels, gears and motor. See www.rtmodels.co.uk for more information.

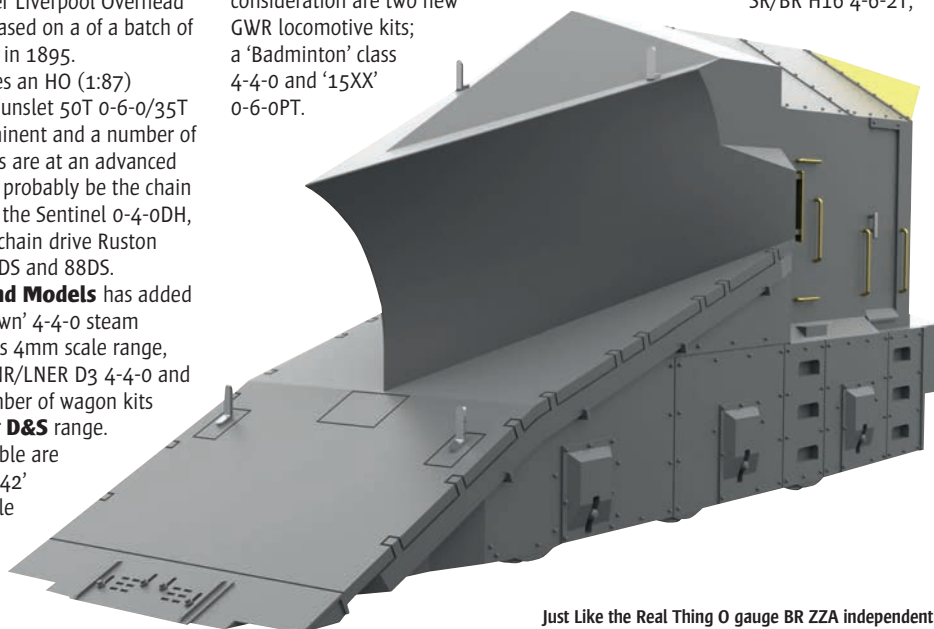
South Eastern Finecast has recently taken over the former Nu-Cast range of 4mm scale locomotive kits and has started to re-issue certain items. See www.sefinecast.co.uk or telephone 01342 822270 for details.

SER Kits, which specialises in South Eastern Railway subjects, is working on the following; 'Cudworth Mail' 2-2-2, SER signalling components, Stirling F and B 4-4-0s and 'Gilbert Cars', USA style clerestory coaches with open verandah and vestibule ends. More at <http://serkits.com/>

For 1980s modellers, **Southern Pride Models** has released a set of conversion kits to create BREL's 'International Train' demonstrator vehicles from Jouef Mk 35. See www.southernpridemodels.co.uk for full details of the vehicles available and what is required to complete them.

Twomm Locomotives latest kits for 2F5 or N gauge are all from the Midland Railway; a 3F 0-6-0 and 0-6-0T and a 1P 0-4-4T. See www.twommlocomotives.co.uk

Having made its debut with two complete resin kits (a 45t crane and ICI bogie limestone hoppers) **Wild Boar Models** is planning to announce its first RTR locomotive project in the third quarter of 2015. See www.wildboarmodels.co.uk and BRM for updates. **BRM**




Just Like the Real Thing 0 gauge BR ZZA independent snowplough kit has recently gone on general sale.

For regular updates on kit releases and new projects, see RMweb and BRM's 'What's New' section every month. All information published above is taken from company websites and press releases. All items are subject to availability, please check with the supplier before ordering.

WHAT'S NEW: TECHNOLOGY

New technology is helping to transform the model railway experience, and not just for DCC users.



DCCconcepts is working on an extensive selection of new gadgets and accessories for DC analogue and DCC users. Cobalt REX (right) is a small, but clever switching board fitted with four single-pole double-throw (SPDT) 3Amp relays that can be switched any way you want and easily configured to operate all sorts of electrical components, either all at once or in two halves. See www.dccconcepts.com/catalogue/a/Point-Motor-Accessories.


Cobalt Alpha (top) can independently control 12 different items needing a single-pole double-throw type switch for control. Just one can control all 24 turnouts in a 13-track fiddle yard! It can reduce the need for wiring on DC or DCC layouts and is placed between any kind of control panel switch and any DCC accessory decoder located at, on or in the accessory being controlled. Cobalt Alpha can be connected directly to detectors or similar items to add completely automatic operation commands or to trigger actions on the layout. Also in development for release soon are new chromed push-button switches with in-built LED illumination;

a neat way to make your control panel look good and reduce wiring. See www.dccconcepts.com for more information on these and many other new items from DCCconcepts.

Gaugemaster's 'Decoder Doctor' (below) allows you to test decoders, lighting and sound functions to see whether they're working before

fitting and on a test track, and it can read back addresses and CV settings with just a press of a button. It has a built-in eight-pin socket, and is supplied with an adaptor harness allowing you to test six-pin decoders. RRP is £79.95, although a Prodigy DCC system is required.

The LH01 is a new entry-level hand controller from DCC specialist **Lenz**. It has a four-digit display and large multi-directional control knob that works like a games console control or a system control in a prestige car. Due for release shortly and available from Lenz stockists around the UK.



Piko has developed a new DCC system 'Piko SmartControl' – the handset (below) combining touchscreen control with a wheel for speed control, selection of features and more. With a 3.2" TFT colour display screen, it can run various apps and can work with smartphones to provide additional throttles. Capable of storing up to 16,384 locomotives, running 28 functions per locomotive, up to 1,024 accessories and consists of up to four locomotives it will soon be available via Gaugemaster and Piko stockists.

Proses is releasing two pre-wired switchboards with LED indicator lights for controlling up to six solenoid point motors or signals or the same number of lights, turntables of accessories. These neat and easy to install units should be available in the UK soon via Golden Valley Hobbies. Proses is also releasing a modular helix system in clear acrylic (N) or PVC (HO/OO) which can be assembled without tools.

New from **Uhlenbrock** is the Intellisound 4 decoder. It can accommodate up to 28 functions, 320 seconds of sound storage and has a hall sensor for synchronising movement with exhaust sounds on locomotives.



It has been around for several years, but the **GamesOnTrack** system continues to develop. It offers you entirely new experiences, from voice control to automatic data collection from the layout and automatic driving of more trains simultaneously. DCC Supplies is the UK agent for the system, see www.dccsupplies.com for more information.

Viessmann is introducing an ingenious motorised open wagon, designed to work with unpowered engineering vehicle kits, road-railers and cranes. The four-wheel wagon not only has a near-invisible drive mechanism to both axles, but also features configurable steam or diesel sound, an in-built decoder and working red tail light. The company is also introducing more working LED lamps of various designs for N, TT and HO/OO scales, plus a useful cylindrical door/gate operating mechanism suitable for all scales. Fully configurable and DCC compatible, features such as speed and stopping positions are adjustable to your requirements. Other operating accessories for 2015 include a cement mixer lorry with rotating drum, working pedestrian crossing lights (both HO scale) and a platform train despatcher with moving arm for O gauge. Also new is a four-function, 1.3Amp DCC decoder measuring just 11.5mm x 9.5mm x 2.6mm. See www.viessmann-modell.de.

Woodland Scenics' big new release is the impressive 'Just Plug' modular lighting system. No electrical knowledge or special tools are needed to install the equipment, as the name suggests, everything just plugs together around 'Light Hubs' powering stick-on LEDs inside your buildings. Usefully, the hubs have dimmer switches on each output, allowing you to set the brightness of each LED. The complete system should be available in the UK soon via Bachmann/WS stockists.

If you're looking for DCC decoders for larger scale models, **Zimo** has introduced the MX699, which includes three 'Super Caps' for effective energy storage allowing uninterrupted sound at full volume for up to five seconds. It also has two fan outputs for smoke generators, up to 15 function outputs and four servo connections, plus updated sound loading capability, motor functions and automatic train control. See www.zimo-digital.co.uk.

All information correct at time of going to press. Please consult stockists and manufacturer websites for more information on prices, specifications and release dates.

A GREAT DAY OUT FOR ALL RAILWAY MODELLERS

The Gauge O Guild Summer Show Cleckheaton

Whitcliffe Mount Sports Centre, Turnsteads Avenue,
Cleckheaton, West Yorkshire, BD19 3AQ

Saturday 30th MAY 2015
10.00 – 16.00



- Trade Stands
- Layouts
- Test Track
- Demonstrators
- Modellers' Help Desk

ADMISSION

MEMBERS £5
NON MEMBERS £10

ALL TICKETS ARE FAMILY TICKETS
AND ADMIT PARTNER
& CHILDREN U16


GAUGE O GUILD

Advance tickets from: Alan Jones,
8 Upper Coltrbridge Terrace, Murrayfield,
Edinburgh EH12 6AD

More info at www.gaugeOguild.com

Static Grass? Not At These Prices!

CHECK THE WEBSITE FOR OUR FULL RANGE OF MODELLING PRODUCTS



Grass Tufts	Grass Applicator	Static Grass For Your Applicator
2-4mm Tall Only £2.00ea	2Kv Power £25 7Kv Power £30	20g Bags 1, 2, 4 & 6mm Long £3.00 Or In A Shaker Jar £3.50

Gift sets and
vouchers from £10
also available to buy
online

W: themodeltreeshop.co.uk E: sales@themodeltreeshop.co.uk
The Model Tree Shop, 4 David Hume View, Chirnside, Scottish Borders, TD11 3SX
Tel: 01890 819021 Fax: 01890 817 111

My Hermes
£4.95 P&P
Royal Mail
£6.95 P&P



A GIANT REFRESHED

Howard Smith shows off his super-detailed and modified OO gauge model of the new-build LNER P2 *Prince of Wales*.

Now that this model conversion is complete, I hope that the end results have made it all worthwhile - the painting of the model took a few days to finish alone. It's going to be hard to part company with *Prince of Wales*, especially given the amount of time I put into it, but it's made easier knowing that whatever this model sells for, all proceeds from the winning bidder will go to a worthwhile cause.

Give this unique model a good home and help to make No. 2007 a reality.

So if you'd like to give this model a good home, just place a bid. When the real P2 emerges, you'll have played a part in transforming a dream into reality and own something for the privilege. Remember, you have to be in it to win it, so give it a try - you just never know. See below for details of how to get involved, and best of luck. **BRM**



OWN THIS MODEL

This OO gauge model of P2 locomotive 'Prince of Wales' is being auctioned to raise funds for the P2 Steam Locomotive Company project - to build a real Gresley 2-8-2 of the same name. Following research, this model has been made as accurate as possible given the amount of information currently available.

This model is available to buy and sealed bid offers are currently being taken. The proceeds from the winning bidder of the auction will go directly to the P2 Steam Locomotive Company and contribute towards the £5m target to get *Prince of Wales* on the rails. You'll become part of the history of building the new P2 and the owner of a unique model. Also included will be a signed certificate by Mark Allatt, chairman and David Elliott, Director of Engineering of the P2 Steam Locomotive Company. Plus, we've teamed up with the P2 Steam Locomotive Company to offer the winning bidder exclusive access to the workshop at Darlington where *Prince of Wales* is being assembled to see for yourself the progress being made. All we need to know is the maximum bid you are willing to place to win the model.

Bids must be entered before June 15, 2015. No need to send us a cheque at this stage. Simply send the following information to BRM, Warners Group Publications, The Maltings, West Street, Bourne PE10 9PH.

Name

Maximum bid

Telephone Number

Address

.....

.....

.....

Email address (if any)

.....

The winning bidder will be contacted after the closing date and feature in the August 2015 issue of BRM.

New valvegear, worksplates, cab windshields, revamped smokebox door hinges and dart, vacuum and air hoses, whistle and numerous changes to the inside of the cab and a complete respray - these are just a few of the changes made to the original Hornby model to achieve what you see here.



'TATES'

Deep in the Lincolnshire countryside, narrow gauge railways once fed thousands of tons of potatoes a year into the main line network, a long-lost feature remembered by *Graham Morfoot*.



FACT FILE

- **Layout Name:** Tates
- **Scale/Gauge:** 4mm:1ft scale, 16.5mm gauge (OO) and 9mm gauge (009)
- **Baseboard Size:** 8' x 2' 6"
- **Era:** Late-1950s BR Eastern Region
- **Location:** South Lincolnshire
- **Layout Type:** Exhibition, fiddle yard to sidings
- **Control:** Gaugemaster hand-held DC
- **Words:** Graham Morfoot
- **Photography:** Paul Bason



'Tates' (potatoes) are a fundamental part of rural life in Lincolnshire and have been for many years. The soil is ideal for growing 'tates', and as a result,

vast quantities are grown on very large estates. Initially the crop was sown and harvested by hand, then moved to the farm by horse drawn cart for storage or forwarding to markets and retailers.

After the First World War, there was a sudden surplus of narrow gauge railway equipment used in Europe by the Allies to move ammunition and troops to the front line, and bring back casualties.

Farmers saw the potential of using this equipment that was for sale at a reasonable price. The land was flat, the track was portable and the locomotives and rolling stock were lightweight and easy to maintain. A locomotive with just a few wagons could easily do the work of several horses, and reduce manpower and the need for 24 hour care and feeding of the horses.

It is estimated that, at its high point in the 1920s, there were 128 miles in operation at more than 35 locations in Lincolnshire. The outbreak of the Second World War created a radical change in British agriculture, with the need for much greater productivity of home-grown food. The result was mechanisation, and the use of tractors. Some railways survived, but most had gone by 1960, with just one remaining until 1969. By then, small petrol locomotives were being used instead of horses.

I was inspired by the book *The Lincolnshire Potato Railways* by Stewart Squires, (Published by Oakwood Press) - an almost complete reference work on the potato railways of Lincolnshire.

THE LAYOUT

It was built primarily for exhibiting, therefore the size constraint was that it needed to fit into a small



Sacks of potatoes are brought alongside the platform for transhipment.

hatchback car. Two 4' x 2', three-ply sheets with 2" x 1" framework. The legs are integral and fold under the board for easy transportation. The baseboard is 4' from the ground, which from those seen at exhibitions seems to be the preferred height.

OO and 009 gauge track was chosen to allow a good representation of the prototype in the limited space available. There is a small farmyard, interchange loading facility between narrow and standard gauge, and a model of Pinchbeck Engine pumping station. These steam-powered pumping stations were a common sight in the Fens and were essential to keep the valuable, but low-lying farmland from flooding.

Track is Peco Code 100 for the standard gauge and Peco 009 for the narrow gauge. Control is by 12V Gaugemaster hand-held controllers with a separate controller for each gauge. Points are all hand-thrown

Potatoes are a fundamental part of rural life in Lincolnshire and are grown in vast quantities on very large estates.




Looking to be on its last legs, an ex-GNR J6 0-6-0 rolls in with BR 16t mineral wagons loaded with coal for the engine house - visible in the background.



A Roco 0-6-0 diesel appears from behind the barn with another load of spuds.





The layout's biggest building is a replica of Pinchbeck engine house.

using brass push-pull rods. Experience has proved that by keeping things simple, it drastically reduces the chances of embarrassing moments at exhibitions.

After the trackwork was complete I liberally applied electrostatic grass over large areas of the layout, but the 009 locomotives soon started to suffer from intermittent stalling. Investigation showed that some grass fibres were laying on the track and between point blades. Because they are plastic they act as good insulation and disrupt the power supply. Next time I shall cover my track with masking tape before application!

OPERATIONS

The standard gauge locomotives and rolling stock are all 'out of the box' items from Hornby and Bachmann. The only changes being the installation of Kadee couplers and weathering using powders. Narrow gauge locomotives are made by utilising Bachman, Hornby or Kato N gauge chassis with A1 kit bodies. The rolling stock is mainly Parkside Dundas kits and various wagons of unknown heritage bought at toyfairs.

The operation of the layout is based around the running of an arable farm. The narrow gauge is

used to bring potatoes from field to farmyard, where they are graded and bagged for immediate onward shipment to markets and wholesalers via the loading dock alongside the standard gauge siding. Alternatively they are placed in a potato clamp, or grave, for long term storage, then bagged and shipped as required.

Pea vines are also brought in from the field after being air dried to be threshed mechanically and the peas bagged. These were the days before frozen vegetables became available in this country.

Straw bales are transported from fields to

KEY DETAILS RADIO CONTROL

My big development was the introduction of radio control for the narrow gauge locomotives. This has proved very successful, easy to install and reliable. It means that any future '009' layout will not need level, clean track, transformers, controllers and complicated wiring of points and track sections. I can just lay the track and run! In fact to test run the locomotives I only need a flat surface; usually the workbench or kitchen table. Battery life on full charge is about three hours with an operating range of about 30'.



SEE IT IN ACTION...

'Tates' will appear at the Festival of British Railway Modelling, Doncaster on February 13/14, 2016, the East Anglian Model Railway Exhibition on March 12/13, 2016 and at Caistor, Lincolnshire on October 10/11, 2015.

See www.grahamsrailways.com for more information.

farmyard for the livestock. Chicken manure and clay is taken out to the fields for fertiliser and stabilising the friable soil. Coal is moved to the pumping station to fire the boilers on the steam beam engine.

The standard gauge railway brings in seed potatoes from Scotland, fertiliser, building materials and coal and takes out wagon loads of bagged potatoes and peas to the nearby main line.

This layout took eight months to complete, which may seem quick to some, but when you're retired there is plenty of spare time during the winter. During the summer I now help as a curator of The Pinchbeck Engine Museum, near Spalding, which is modelled on the layout. This is a steam beam engine built in 1833 as a land drainage pump.

I find it easy to fit my modelling into my life, as I am retired and lucky to have spare time especially during the winter. I find that a work surface small enough to place on your knees or table allows time to build kits or make modifications in the comfort of your living room.

When I encounter a problem I usually find the solution by reference to magazines, BRM being a very good example of practical help articles and layout features. Of course, the internet is another very useful source of information.

I prefer to buy models at model shops and exhibitions. It is always good to look at and test locomotives before purchase, and I think it essential that these traders remain available for the future of the hobby. I may just be lucky, but I have always had good service from all the traders and suppliers I have dealt with. They are a great asset to the hobby.

I feel that the cost of locomotives and wagons is becoming prohibitive for younger and new entrants to the hobby. I would like to see all manufacturers produce a larger range of budget products to make it more affordable to get started in the hobby. **BRM**

6



Above A BR 350hp 0-6-0DE rumbles over Blue Gowt Drain with empty vans for loading as coal is delivered to the engine house in narrow gauge tippers. The narrow gauge locomotives are independently powered via miniature radio control systems.

7



Coal for the pumping engine has to be hand-shipped between standard and narrow gauge wagons - a tough job in all weathers.

8

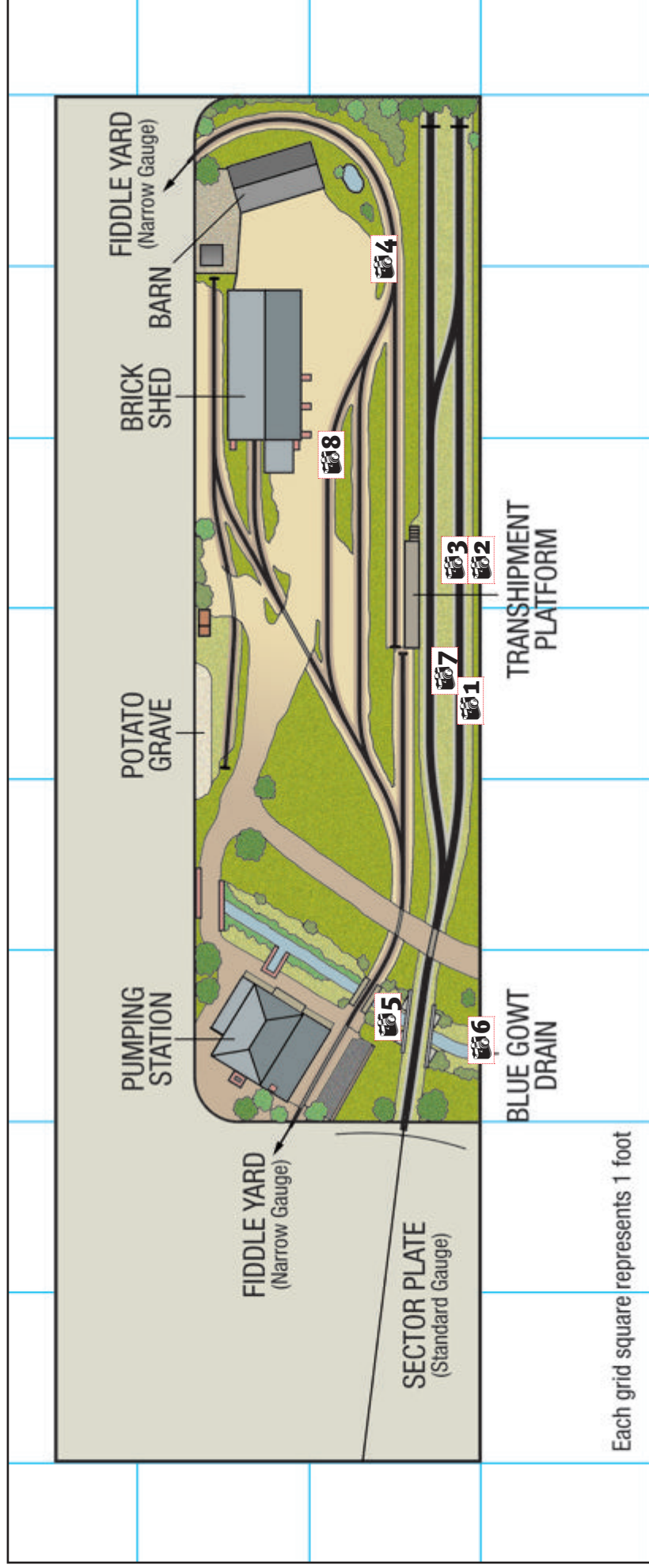
Small details capture the atmosphere of a 1950s arable farm estate.



00
GAUGE

LAYOUT FOCUS 'TATES'

Law Wilson



FACT FILE

GRAHAM MORFOOT

My interest in railways started, when as schoolboys we would hitch a ride on the daily J6 hauled train on the Bourne to Billingborough branch. I have an American HO layout 'South Lincs Terminal' and another exhibition layout, 'Billingborough' which has featured in BRM and appeared at several exhibitions. Another layout recently completed is a 7mm narrow gauge layout based on a peat railway in North Lincolnshire, which will start appearing at exhibitions this year. Of course no layout will work well without enthusiastic and knowledgeable operators; Will Van Der Weyden and Trev Greenfield have been a great help to me.



DISCOUNT 'O' GAUGE

TOWER BRASS LOCOMOTIVES

R.T.R in unpainted brass/factory painted	
GWR/BR King.....	£900.00
GWR/BR Railcar 19-33.....	£550.00
GWR/BR Parcels Railcar No.34.....	£550.00
GWR 14xx Late black chassis.....	£525.00
GWR/BR 4575 Prairie black chassis.....	£650.00
GWR 1361 Early black chassis.....	£525.00
GWR/BR 1361 Late black chassis.....	£525.00
LY/LMS/BR Pug black.....	£450.00
LNER/BR J39 0-6-0 black.....	£925.00
GWR/BR 8750 Pannier black chassis.....	£525.00

TOWER BRASS COACHES

Fully assembled in unpainted brass	
BR Suburban All 2nd or Compo.....	£215.00
GWR/BR Collett D127 brake 3rd.....	£235.00

SAN CHENG R-T-R BRASS LOCOS

In basic factory paint finish

GWR/BR 4-6-0 Hall Green.....	£1350.00
BR 4-6-0 Hall Black.....	£1350.00
SR 4-4-0 Schools Olive.....	£1300.00
SR 4-4-0 Schools Malachite.....	£1300.00
LNER/BR V2 2-6-2.....	£1400.00
GWR/BR Manor.....	£1400.00
LNER/BR B1 black late tender.....	£1400.00
GWR City of Turro.....	£1350.00
LNER/BR J50 Black.....	£675.00
GWR/BR Grange (2 versions).....	£1400.00

FULLY FINISHED R-T-R LOCOS

LMS/BR Royal Scot 4-6-0.....	from £1575.00
LMS/BR Jubilee 4-6-0.....	from £1625.00
L&Y/LMS/BR Pug 0-4-0T.....	from £525.00
GWR/BR 48xx/14xx Autolux 0-4-2T.....	from £695.00
GWR/BR 1361 0-6-0ST.....	from £695.00
GWR/BR 8750 Pannier tank.....	from £695.00
GWR/BR 4575 Prairie tank.....	from £855.00
GWR/BR King 4-6-0.....	from £1235.00
GWR/BR Castle 4-6-0.....	from £1535.00
GWR/BR Hall 4-6-0.....	from £1575.00
GWR/BR Razor Edge railcar.....	from £810.00
GWR/BR Parcels railcar.....	from £785.00
SR/BR Schools 4-4-0.....	from £1525.00
LNER/BR J39 0-6-0.....	from £1060.00
LNER/BR V2 2-6-2.....	from £1625.00
GWR/BR Manor.....	from £1625.00
LMS/BR Original Patriot.....	from £1625.00
GWR City of Turro.....	from £1545.00
GWR/BR Grange.....	from £1585.00
LMS/BR Black Five.....	from £1625.00
LNER/BR B1.....	from £1625.00

Over 100 R-T-R locos available off the shelf

SLATERS LOCO KITS

7L002 G.W.R. 28xx Curved frame.....	£473.00
7L003 G.W.R. 28xx Square frame.....	£473.00
7L005 M.R.L./M.S. Flatiron.....	£368.25
7L006 MR/L/MS Johnson Halifax.....	£322.00
7L007 M.R.L./M.S. Johnson Kirkcaldy.....	£438.00
7L009 C.V./Industrial Pug.....	£223.99
7L011 M.R.L./M.S. Johnson 1262 0-4-4T.....	£351.50
7L014 M.R.L./M.S. Dealey Com 4-4-0.....	£464.00
7L015 G.W.R. Saint Curved frame.....	£473.00

GLADIATOR LOCO KITS

GTR20 L.M.S./B.R. Princess.....	£395.00
GTR21 L.M.S./B.R. Rebuilt Royal Scot.....	£325.00
GTR24 LMS/BR Original Patriot.....	£315.00
GTR50 L.N.E.R./B.R. Garratt 2-8-8-2.....	£595.00
GTR52 LMS/BR 8F & rivetted trailer.....	£305.00
GTR63 LNER/NER Y8 0-4-0T.....	£165.00
FT9 NER/LNER G6 (BTP).....	£195.00

JAVELIN LOCOMOTIVE KITS

JLK3 G.W.R. Dukedog 4-4-0.....	£305.00
JLK5 G.W.R. Dean Goods 0-6-0.....	£295.00
JLK7 S.E.C.R. Wainwright C 0-6-0.....	£305.00
JKL11 LMS/BR Black 5 long firebox.....	£345.00

MERCIAN LOCO KITS

LNW7 LNWR Webb 2-4-2T.....	£180.00
SG5 LNER/BR J94 0-6-0T.....	£180.00
GW2 GWR/BR 14/58xx 0-4-2T.....	£175.00
DL1 LMS Armstrong Whitworth 0-6-0DE.....	£175.00
DL6 LMS/BR 350HP 0-6-0 (7080-7119).....	£175.00

TOWER COLLECTION (D.J.H.) BEGINNERS KITS

Includes wheels, gears and motor

TC1 Class 02 0-4-0 Diesel Shunter.....	£225.00
TC3 Andrew Barclay 0-4-0 Steam Shunter.....	£225.00

TOWER COLLECTION LOCO KITS

Require wheels, gears and motor

TC6 LMS/BR Sir William Stanier.....	£495.00
TC16 LMS/BR Duchess Sloping firebox.....	£495.00

D.J.H. LOCO KITS

K300 B.R. Standard 84xx 2-6-2T.....	£330.00
K301 B.R. Standard 2MT 2-6-0.....	£386.00
K302 LMS/BR Ivatt 2-6-2T.....	£330.00
K310A LNER/BR A3 with Corridor tender.....	£556.00
K317B BR Britannia with BR1/1A tender.....	£556.00
K324B B.R. 9F 2-10-0 BR1B/BR1C.....	£556.00
K336 LNER/BR L Peppercorn A2.....	£510.00
K338 LNER/BR G5 0-4-0T.....	£371.00
K340 B.R. Class 14 complete kit.....	£371.00

HELMESMAN CONTROLLERS

CFS5 Sump Single Controller.....	£135.00
RM5 Remote handset for above.....	£40.00

PECO WAGON KITS

W601 GWR Toad brake can.....	£36.95
W602 GWR Permanent Way brake.....	£36.95
W603 GWR 6 wheel brake.....	£38.70
W604 GWR 4 plank open.....	£30.90
W605 GWR Steel open.....	£30.90
W606 GWR 10 ton Van.....	£37.80
W607 BR 16 ton Mineral wagon.....	£38.70
W608 BR 27 ton Iron Ore wagon.....	£37.80
W609 BR 20 ton Pig Iron wagon.....	£37.80

PECO LINESIDE KITS

LK704 Wooden lineside hut kit.....	£18.15
LK705 Brick lineside hut.....	£18.15
LK709 Ground Level Signal Box.....	£26.00
LK735 GWR Yard Crane.....	£19.50
LK741 GWR spear fencing.....	£10.00
LK 742 GWR spear fencing ramps.....	£10.00
LK743 Field fencing and gates.....	£9.00
LK744 Concrete fencing.....	£8.40
LK747 Telegraph Poles.....	£5.60
LK748 Ladders.....	£3.70
LK749 Loading Gauges (2).....	£11.35
LK750 Single track level crossing gates.....	£18.40
LK758 Platelayers tools.....	£6.80
LK790 GWR home or distant signal.....	£17.00

PECO 'O' GAUGE TRACKWORK

SLE786BH Curved R/H Point.....	£50.00
SLE787BH Curved L/H Point.....	£50.00
SL700BH 12 yards flexitrack.....	£72.50
SLE791BH Right Hand Point.....	£39.50
SLE792BH Left Hand Point.....	£39.50
SLE797BH Y Point.....	£39.50
SLE790BH Double Slip.....	£83.50
SL10 24 metal railjoiners.....	£2.55
SL11 12 insulated railjoiners.....	£2.55
SL740BH Buffer stop.....	£2.55
TP1 Long Track pins (15mm).....	£2.99
ST700 Box (6) 393mm straight.....	£40.50
ST725 Half circle 1028mm radius curves.....	£43.75

PARKSIDE WAGON KITS

PS14 B.R. Grampus Ballast.....	£30.50
PS16 L.N.E.R. Loco Coal Wagon.....	£30.50
PS17 B.R. 12 ton Pipe Wagon.....	£30.50
PS23 G.W.R. 13 ton Open Wagon.....	£30.50
PS24 G.W.R. 12 ton Unfitted Van.....	£30.50
PS25 B.R. 24 1/2ton Mineral.....	£30.50
PS26 G.W.R. 12 ton Fitted Van.....	£30.50
PS27 G.W.R. 12 ton Open Tarp.....	£30.50
PS28 G.W.R. 12 ton Plywood Van.....	£30.50
PS29 G.W.R. Fruit Van.....	£30.50
PS30 B.R. 16ton Mineral.....	£30.50
PS31 B.R. 16ton Slope Sided Min.....	£30.50
PS32 B.R. 16ton Min (S.N.C.F).....	£30.50
PS33 B.R. 8 Plank Mineral.....	£30.50
PS34 G.W.R. Mogo.....	£30.50
PS35 G.W.R. Plywood Mogo.....	£30.50
PS38 B.R. Sand Wagon.....	£30.50
PS42 L.M.S. 12ton Open.....	£30.50
PS45 L.N.E.R. 12ton Van.....	£30.50
PS46 L.N.E.R. 12ton Fruit Van.....	£30.50
PS47 G.W.R. Loco Coal Wagon.....	£30.50
PS48 G.W.R. Tevan.....	£30.50
PS49 G.W.R. Mica Van.....	£30.50
PS100 SR Banana Van.....	£30.50
PS101 SR Meat Van.....	£30.50
PS104 NEW BR 21ton Coal Hopper.....	£30.50
PS106 LNER/B.R. fitted cattle track.....	£30.50
PS107 NEW S.R. Cattle Truck.....	£30.50
PS108 LNER/BR rivetted hopper wagon.....	£30.50
PS110 SR/BR Insulated Van.....	£30.50
PS112 LMS/LNER/BR Gunpowder Van.....	£30.50

Any six above for **£152.65**

Save 25% off R.R.P

PS39 G.W.R./B.R. Conflat & Load.....	£35.90
PS40 L.M.S./B.R. Brake Van.....	£35.90
PS44 G.W.R./B.R. Toad.....	£35.90
PS103 NEW S.R. brake van.....	£35.90
PS111 M.R./L.M.S. brake van.....	£35.90
PS113 NEW LNER/BR Toad brake van.....	£35.90

Any six above for **£179.55**

Save 25% off R.R.P

PS01 N.B.R./L.N.E.R. Jubilee Coal.....	£29.25
PS02 N.B.R./L.N.E.R. Box Van.....	£29.25
PS03 L.N.E.R. 7 Plank Open.....	£29.25
PS04 L.N.E.R. 12T Van.....	£29.25
PS05 L.N.E.R. Cattle Van.....	£29.25
PS06 L.N.E.R. 4 Plank Open.....	£29.25
PS07 L.M.S. 12T Van.....	£29.25
PS08 L.M.S. Beer Van.....	£29.25
PS09 L.M.S. Vent Van.....	£29.25
PS10 L.M.S. Van with steel ends.....	£29.25
PS11 L.N.E.R. 6 plank open.....	£29.25
PS12 S.R. 8 plank open.....	£29.25
PS13 S.R. Elliptical roof van.....	£29.25

Any six above for **£146.25**

Save 25% off R.R.P

PS36 LNER 12T Fish Van.....	£35.00
PS37 LNER/BR 10T Fish Van.....	£35.00
PS102 Blue Spot Fish Van.....	£35.00

Any six above for **£175.05**

Save 25% off R.R.P

PS105 NEW G.W.R./B.R. Horse Box.....	£47.25
PS109 NEW LNER Horse Box.....	£47.25

Buy six horseboxes for only **£236.25**

H.M.R.S. TRANSFERS

H1 L.M.S. gold loco and coach.....	£20.00
H2 L.M.S. yellow loco and coach.....	£20.00
H2A L.M.S. black style/Crewle loco.....	£20.00
H3 L.M.S. loco lining.....	£20.00
H3A L.M.S. coach lining.....	£20.00
H4 L.N.E.R. green loco and coach.....	£20.00
H4A L.N.E.R. black loco and Gill Sands.....	£20.00
H5 L.N.E.R. loco lining.....	£20.00
H6 L.M.S. goods wagon lettering.....	£18.50
H7 G.W.R. loco and coach lettering.....	£20.00
H8 G.W.R. loco and coach lining.....	£20.00
H9 S.R. Maunsell loco and coach lettering.....	£20.00
H10 S.R. Bulleid loco and coach lettering.....	£20.00
H11 G.W.R. goods wagon lettering.....	£18.50
H12 L.N.E.R. goods wagon lettering.....	£18.50
H13 S.R. goods wagon lettering.....	£18.50
H14 BR steam loco and coach lettering.....	£20.00
H15 BR blue diesel and coach lettering.....	£18.50
H16 LNWR/WCJS loco coach & wgn.....	£21.00
H17 LTSR/MR/SD/LY/MCR gds lettering.....	£20.00
H18 N.E.R. loco and coach lettering.....	£21.00
H20 CB/NB/GSWR/HR/GNSR wgn lettering.....	£20.00
H22 B.R. mixed traffic/L.N.W.R. loco lining.....	£20.00
H24 MR/SDJR/LTSR/MGN loco & coach.....	£21.00
H25 B.R. pre-TOPS wagon numbers etc.....	£18.50
H26 B.R. pre-TOPS wgn instructions etc.....	£18.50
H31 Pullman crests, names and numbers.....	£21.00
H32 Pullman lining.....	£18.50
H40 G.N.R. coach lettering.....	£21.00

SLATERS PARCEL VANS

7C020 SECR/SR PLY/GUV.....	£75.00
7C021P SR bogie van B.....	£119.25
7C022 SR 4 wheel BY.....	£75.00
7C019 MR slatted milk van.....	£73.95
7C030 GWR siphon dia 5/5/06.....	£73.95

SLATERS WAGONS, VANS AND TANKERS

7011 GWR 5 plank with sheet rail.....	£29.50
7012 GWR 7 plank open.....	£29.50
7013 GWR 4 plank open.....	£29.50
7014 GWR iron loco coal.....	£29.50
7015 GWR 3 plank open.....	£29.50
7016 GWR 1 plank.....	£29.50
7023 LMS Cattle wagon.....	£34.50
7024 MR/LMS 10 ton van.....	£32.65
7024F MR/LMS 10 ton fruit van.....	£32.65
7025 MR/LMS 8 ton fruit van.....	£28.90
7026 MR/LMS coke wagon.....	£27.85
7029 MR/LMS 3 plank open.....	£27.85
7030 MR/LMS cattle wagon.....	£28.95
7042 LNER/BR 20 ton hopper.....	£31.25
7042A LNER/BR Alumina wagon.....	£35.75
7051 MR sleeper wagon.....	£27.85
7052 LMS 7 plank loco coal.....	£31.20
7054 GWR cattle wagon.....	£38.50
7052 MR/LMS 10 ton brake van.....	£30.30
7033 LNER/BR 20 ton brake van.....	£44.65
7034 MR/LMS 6 wheel brake van.....	£46.10
7053 LMS/BR 20 ton brake van.....	£46.10
7039 Rectangular tar tank.....	£28.95
7056 14 ton petrol tank.....	£44.65
7073 LMS 3000 Gal milk tank.....	£54.20
7074 LMS 2000 Gal milk tank.....	£54.20
7075 GWR twin milk tank.....	£54.20
7076 GWR 300 Gal milk tank.....	£54.20

SLATERS PRINTED P.O. WAGONS

7035D Arthur Day (Swindon).....	£34.00
7035M Thomas Meakins (Dorking).....	£34.00
7035MH Morris Holloway (Hereford).....	£34.00
7036S W.H. Thane (Leamington).....	£34.00
7035W W.Woodley (Oxford).....	£34.00
7036C Caebryn Collieries (Llandieddie).....	£34.00
7036P Thomas Pascoe (Swansea).....	£34.00
7036UN United National (S.Wales).....	£34.00

SLATERS BR WAGONS AND VANS

7062 B.R. 12ton Vanwide.....	£35.85
7063 B.R. Standard Van.....	£35.85
7064 B.R. 12ton Standard/Flat Van.....	£35.85
7065 B.R. Meat Van.....	£35.85
7066 B.R. Insulated Van.....	£35.85
7067 B.R. 13 ton conflat 'A'.....	£31.70
7069 B.R. Lowlift Wagon.....	£31.70
7070 B.R. 12 ton Palvan.....	£35.85
7071 B.R. 13 ton High Goods Wagon.....	£31.70

BACHMANN SCENECRAFT BUILDINGS

47003 Cattle Dock.....	Special offer £25.00
47040 Diesel Refuelling Point.....	£39.95
47047 Hampton Hill Platelayers Hut.....	£24.95
47202 Low Relief Terraced Houses.....	£39.95
47203 Low Relief Corner Shop.....	£25.95
47004 Provender Store.....	Special offer £30.00
47009 Single Engine Shed.....	Special offer £60.00
47036 Sectional Lineside Hut.....	£20.50

NEW HORNBY O GAUGE BUILDINGS

Fully assembled and painted

99080 Great Northern Station.....	£80.00
99081 Station Waiting Room.....	£55.00
99082 Platform Mounted Signal Box.....	£50.00
99085 Platelayers Hut.....	£22.50
99086 Great Northern Signal Box.....	£55.00
99087 Great Northern Water Tower.....	£37.50

All the above can be seen on our website.

NEW LIMITED EDITION DAPOL WAGONS

EXCLUSIVE TO TOWER MODELS ONLY 100 OF EACH	
Birmingham Railway Carriage and Wagon	
Gloucester Railway Carriage and Wagon	
Edward Eastwood Railway Wagon Works	
Lincoln Wagon and Engine Works	
R.Y. Pickering Carriage and Wagon	
Metropolitan Railway and Wagon	
Joshua Grey (Howarth)	
R. Fred Cole (Gloucester)	
South Wales and Cannock (Worcester)	
Raubon (Raubon)	
Wood and Co (London)	
Osbourne and Son (West Ham)	
All £40.00 end or any six for £225.00	

DAPOL READY TO RUN WAGONS


BR 5 plank open wagon.....	
BR 7 plank open wagon.....	
BR 8 plank open wagon.....	
GWR 5 plank open wagon.....	
GWR 7 plank open wagon.....	
LMS 7 plank open wagon weathered.....	
LMS 7 plank open wagon.....	
SR 7 plank open wagon.....	
Edinburgh 7 plank open wagon.....	
Ammanford 7 plank open wagon.....	
C.W.S. 7 plank open wagon.....	
Chatterley Whitfield 7 plank open wagon.....	
Nook and Wyrley 5 plank open wagon.....	
Rose Smith 7 plank open wagon.....	
Thorncliffe IZal 8 plank open wagon.....	
Enoch Haythorne 8 plank open wagon.....	
Lay Main 8 plank open wagon.....	
NEW ICI 5 plank open wagon.....	
NEW Vauxhall 7 plank open wagon.....	
Osman Trevor Powell 7 plank.....	

NEW
FOR 2015

INSIDE TRACK

1 CONCEPT LAYOUT MAKEOVER

This minimum space, 4' square, OO gauge layout is seen here in an advanced state but is a far cry from how it looked as first-built over a year ago (see inset).



No matter the level of a layout; beginner or advanced, fictional or not, and let's face it all layouts have an element of fiction about them, I find it helpful to let prototype practice influence a design. You don't have to follow something slavishly, but it helps to have a semblance of reality to help guide your efforts and it's always improved the end result for me. With Ian's layout, I immediately thought of the Liskeard to Looe line; a minimum space terminus at Liskeard, a semi-circuit of track dropping down grade under

Liskeard Viaduct, carrying the line from Plymouth to Penzance and some pretty dramatic changes in topography, in all a gift of design inspiration ideal for Ian. Below left, W51588/579 make their way down to Coombe Junction in August 1977.

As a designer I rarely work on paper straight away. Most of the initial thoughts are mind mapped in my head, to be transferred onto paper at a later time. So by way of a quick journey through that process, Liskeard Viaduct becomes the aqueduct, the branch terminus is relocated along the rear half of the layout, track is spiralled from lower to upper levels giving extra running length and some interesting viewing angles (but more of that in the photograph captions) and prototype topography applied to the available space, justified in part by the presence of a stream.

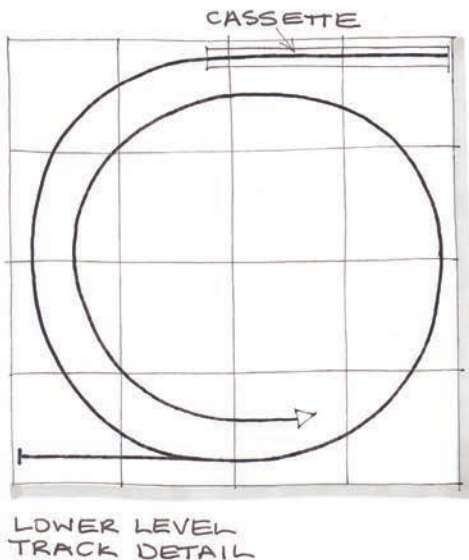
OK, it's easy to see why he came to a standstill; there were problems, not in overall vision, but in some of the detail. 'Floating' aqueduct ends, uninteresting lower level circuit, a flat baseboard with billiard table finish and the hole in the white backscene. I mention these, not as a criticism, but as the first step to finding a solution; identify what's wrong, unpick it and rebuild or replace for an improved end result. It sounds easy but there's more to this than one might think and the greater care you take the better the chance of success.

Background: I first met **RMweb** member Ian at the Newark show in 2013 and recall him patiently standing in the background of one of my layout design and planning clinics. Time is limited at these events and despite best efforts he never managed to get time at the drawing board and for the moment his design issues went unresolved. Ever aware of such lack of access, we exchanged contact details and what follows is an account of how we resolved the problems that had brought his layout to a grinding halt.

Listening to Ian it soon became clear that he was disappointed both with the overall appearance and operating potential and whilst there were clearly issues to be addressed, he glossed over what was his superbly spectacular and dramatic idea. 'Wow', I thought, unlike anything else for OO gauge, on such a small baseboard. In every respect it was a concept layout, something that flies in the face of all textbook suggestions, and therefore likely to cause a stir.

OK, it's easy to see why he came to a standstill; there were problems, not in overall vision, but in some of the detail. 'Floating' aqueduct ends, uninteresting lower level circuit, a flat baseboard with billiard table finish and the hole in the white backscene. I mention these, not as a criticism, but as the first step to finding a solution; identify what's wrong, unpick it and rebuild or replace for an improved end result. It sounds easy but there's more to this than one might think and the greater care you take the better the chance of success.





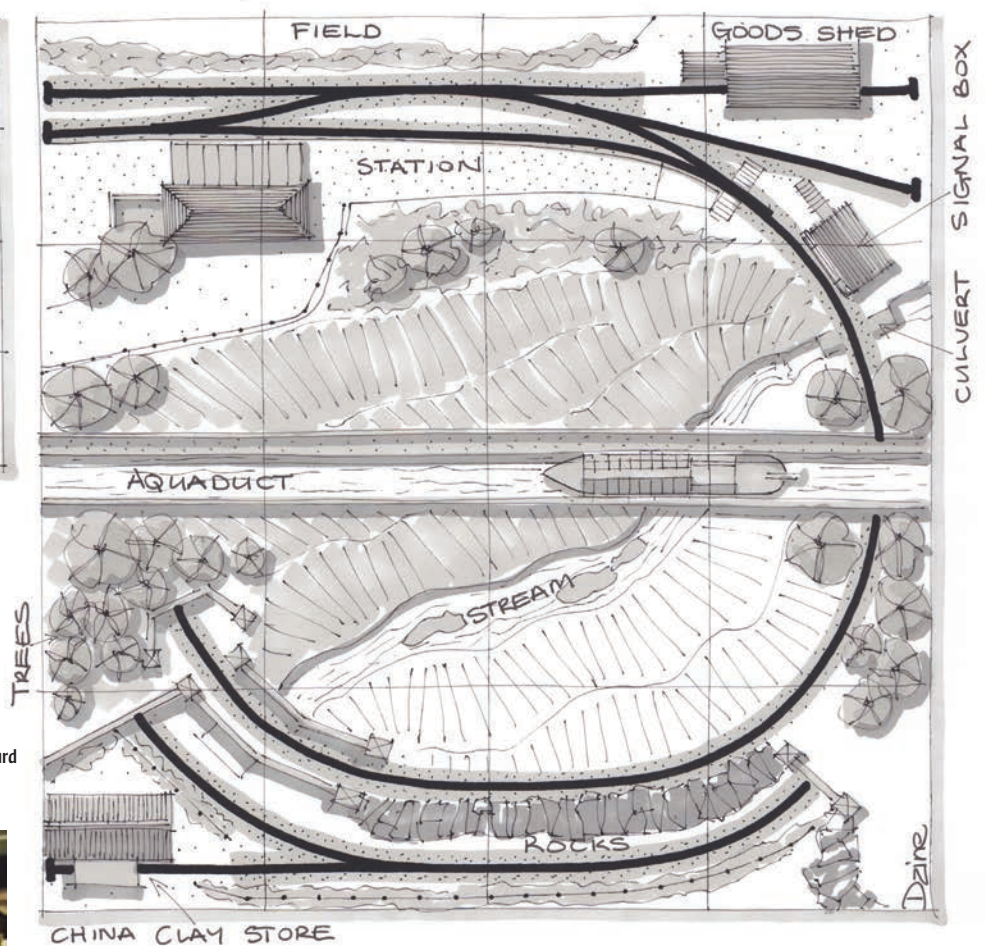
EACH SQUARE REPRESENTS 1'-00" FOR OO

Please note the drawing is based on Ian's original size baseboard which was enlarged slightly for the final design. Each square represents 1' for OO



My only real concern was related to track gradient, both in terms of appearance and in respect of the necessary clearance between non-scenic sidings and the terminus station. During the course of construction Ian checked grades and tested individual items of rolling stock and was successful with a single railcar pulling one coach and a Class 08 with two or three wagons

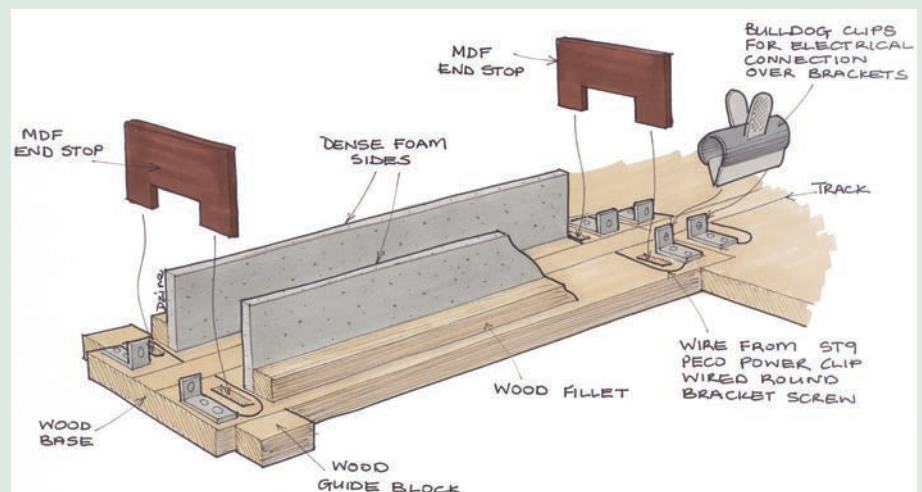
All that remained was to apply what we'd identified, some parts by trial and error, others just dropped into place with hardly any effort at all. What became very apparent during this process was our joint capacity to share ideas, question the reasoning behind a particular thought and move the design collectively forward. Watching Ian's progression has been a highlight for me over course of our work together, looking forward to his photographic feedback as work progressed into what has been achieved to date. There's still quite bit to do but you can't fail to see Ian's outstanding work, and his progression from the layout that once languished, for a year, unfinished in his loft. It just remains for me to thank him for his help with this article and the creative difference he's made to some of my thoughts.



2 N GAUGE CASSETTE

For Peco Setrack Plan 25: Brunel Station

Since last writing I've been approached by **RMweb** member Mark to help with a design for an N gauge cassette, similar to that made by Peco for OO gauge. He provided a simple design brief which specified he'd like to avoid soldering and complex woodwork as much as possible. The accompanying drawing shows the second version, refined from Mark's original, but still encompassing the same overall design.



3 PROTOTYPE RESEARCH

Getting the most from a site survey

There are two key ways of gaining legitimate access to Hope Works; either apply to visit or go on one of the occasional open days. Certainly during Blue Circle ownership staff were always happy to help and I have no reason to believe Lafarge would be any different. Once inside you have close-up access to a wonderful array of industrial images. Please note these photographs from August 1993 pre-date the recent modernisation programme.

I've been undertaking surveys of active and disused railway lines from as far back as I can remember, partly for interest sake, but mainly as a resource to be filed

for future use in my work as an author. These consist largely of taking photographs, notes and sometimes measurements of relevant stock or buildings. The breadth of recording varies from a few key details to an in-depth account, with most complete records usually reflecting my own interest. Those familiar with my work will be aware of the favourites; British Oak Coal Disposal Point, the Clayton West Branch, The ex-Cambrian and so on. I never, ever, randomly turn up at a location without in-depth preparation, so as to make best use of all available resources.

Earliest research examples, for a 1970s operational route, show timetables cross-referenced to maps, so I could be at different vantage points along a route to coincide with passing trains. I'd allow enough time to travel between each location, test out possible photographic compositions and make notes. The longest gap, nearest mid-day, between trains would provide

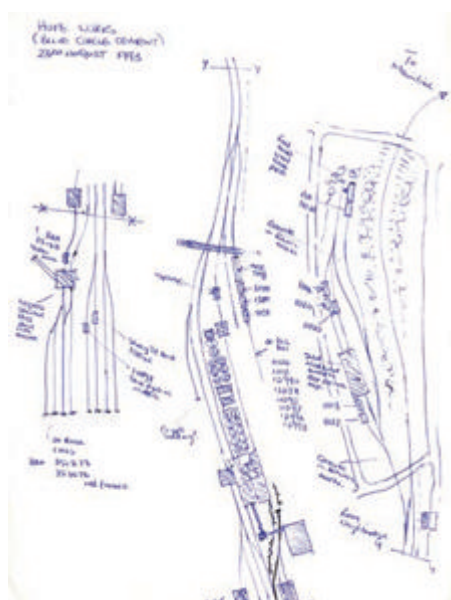


space for lunch and anything missed would be factored into the return trip. Whilst this process was not so important for easy to revisit prototypes near home, it became essential practice for those distant, one-time only, visits.

I still use a similar process nowadays, albeit more refined, and want to share with you the core features of my working practice to aid your own research efforts. For the purpose of this exercise I have chosen, the near to home main line and branch junction at Earles Sidings to Hope Cement Works.



This detailed pamphlet, given during my visit, holds a wealth of transferable modelling information, particularly in respect of this aerial view of the works trackplan and associated buildings. Elsewhere, the contents document the whole process of on-site cement making.



I cannot stress the importance of documenting all you see; sketches, written notes cross-referenced with photographs and detail everything. It's amazing how your memory can play tricks over time - beware!

KEY FEATURES

- RAILWAY
- ROADS
- PARKING
- FOOTPATH
- SUNRISE
- SUNSET

KEY ROUTES

- ROUTE TIED INTO TRAIN TIMES AT JUNCTION
- ROUTE TIED INTO TRAIN TIMES ON BRANCH
- ONLY ROUTE PARTIALLY BY CAR

PLEASE NOTE:
LUNCH AT END OF
RED OR BLUE ROUTE
DEPENDENT ON
TIMING

PRE-VISIT CHECKLIST

- Assess rail route and all public access points; road intersections, the course of useful footpaths, nearby elevated topography or accessible buildings for possible photographic vantage points
- Refer to freight train timetables (Freightmaster, Realtime Trains) or local railway knowledge for



incoming/outgoing main line train details. Much is now available on the internet through sites such as Realtime Trains.

- Talk to local staff/railway enthusiasts for internal operational detail. Much is also available on the internet
- Analyse all of the above to identify best route; with parking spots for road access, distances on foot and roughness of terrain. Factor in the time it takes to get from one location to another and identify the best location for all photography, bearing in mind angles, lack of access and position of the sun, preferably behind the camera for what I call reference shots.



A well-pitched, reasonable, request to local railway staff nearly always bears fruit as this shot of Earles Sidings, one of several, illustrates. It was a great opportunity to ask about operational timings, stock and so on. You can just see the signalbox in the background, impossible to access but I resolved the gap in my photographic record by purchasing a slide taken from a passing train, sold on eBay. I always ask for transfer of copyright in writing, for publication purposes, when purchasing images.



Above I can't underplay the value of getting out of the car and walking to accessible parts of the railway route, in this case by footpath. It gives you a feel for the topography, colours and texture, all to be translated into the scenic treatment.

Below There's always a chance, particularly at a site like Hope, of stumbling over a wonderful cameo, ideal in its unusual detail. There's a potential micro-layout here and an opportunity for large scale shunting with a radio-controlled 'tractor'. I'd love to see someone have a go at that!

I particularly chose Hope Cement Works and the branch to Earles because of the complex nature of public access, not typical of a long linear prototype. It pushes what I've said to a limit and hopefully gets you thinking about on-site research as an aid to effective railway modelling.



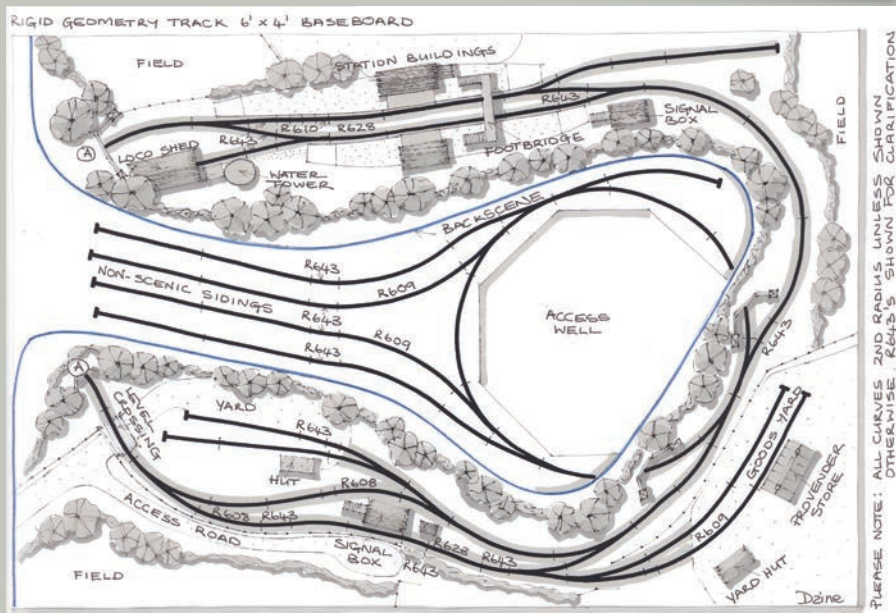
4 TRACK-TECH PROTOTYPE RESEARCH

Rigid Sectional Track - Manipulating the Components

In the last edition of 'Inside Track' I looked at constructing a more realistically spaced and interestingly shaped passing loop based around the Peco Setrack or Hornby 'Y' point and the short second radius curve. This month I want to take that formation further and include it into a complete layout design, adding other factors not normally associated with rigid track starter type layout plans. The prototype railway weaves around, in, out and through the natural landscape and obviously has no baseboard edge! In this sense it's organic with very few sections of truly straight track. Clearly you can't do all of this on a model layout, but offsetting the entire track formation, not parallel to the baseboard edge, goes some way to creating a sense of realism. Furthermore, and also similar to reality, you'll have no sausage-like embankments filling the parallel voids between track and baseboard edge.

You can clearly see the realistic benefit of reduced track spacing in the station loop,

reverting to wider spacing for the locomotive shed and goods siding. By contrast, on the opposite side of the layout, I've increased track centres, greater than the norm, for rigid geometry track, to accommodate a signalbox within the confines of the loop. Note also on this half of the layout how both curved corners are not the usual prescribed quarter circle, all part of improving visual realism. PHOTO: COLOUR-RAIL



Over the issues to come we'll be looking at a number of alternative arrangements that result in improved track centre spacing. In due course we'll address the issue of cutting track, all proving you don't have to sell up and start again!

EXHIBITION DIARY

If you need help with layout planning and design we'll be at the following exhibitions;

- Middleton Railway, Leeds, June 27/28 2015
- National Festival of Railway Modelling, Peterborough, October 17/18 2015

Exhibition managers please note we have a few dates free for attending with our Layout Design Clinic. Please make initial contact via the **BRM** editorial office.



SUPER-DETAIL HORNBY'S K1

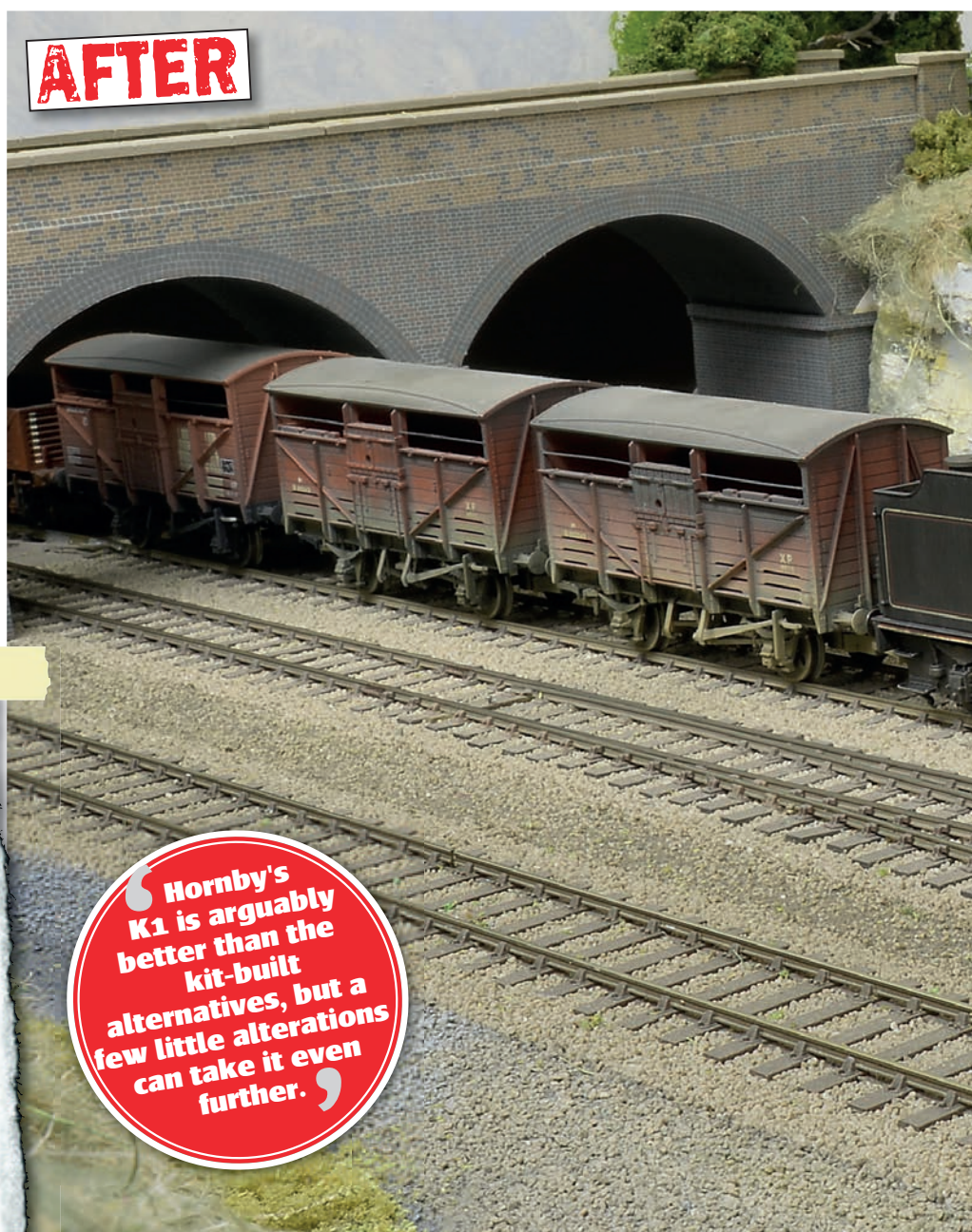
Tony Wright suggests a few tweaks to make Hornby's new Peppercorn 2-6-0 even more impressive.

The introduction of this delightful new Hornby OO gauge model has raised the bar even higher in the 4mm ready-to-run locomotive stakes to the extent that it is at least the equal or probably better than kit-built alternatives. There are, however, a few little alterations and additions which can take it just a little bit further, as the following pictures show. As a 'layout locomotive' this new Hornby K1 is ideal. A couple of evening's work saw it detailed, renumbered and weathered and it fits perfectly into my layout scheme. **BRM**

WHAT YOU NEED

- Xuron cutters
- A set of fine needle files
- Pacific Models numberplate decals
- Model Scene footplate crew figures
- Real coal, crushed with a toffee hammer
- A selection of paintbrushes
- PVA glue
- Weathering paints
- Hornby vavle gear spanner
- Springside Models headlamps

See advertisement pages for details of tool, accessory and detailing parts suppliers.



Hornby's K1 is arguably better than the kit-built alternatives, but a few little alterations can take it even further.



PRACTICAL BRM

STEP-BY-STEP GUIDE

- 1 A near-perfect RTR locomotive, representing outstanding value for money. The overall finish is exemplary, with smooth performance to match. Front steps, cylinder drain cocks and bufferbeam detail have to be added by the purchaser.



As designed, the 'big end' of the crank should sit over an elongated slot (the same for both sides, hence the incorrect lean on one side). By moving it, there is no self-locking facility. This is not a problem because by tightening the bolt the crank is still held securely. Should you wish, a dab of Loctite will make it more secure, but ensure nothing of it penetrates to the moving surfaces.



The pony truck has the obese NEM socket for a variety of couplings. I removed this off with Xuron cutters, dressing back the remains with files. An aperture still remains but when this is painted and a proper front coupling fitted, it's all but invisible. The Hornby pony wheels are a bit clumsy and will be replaced.



A new front numberplate was also required. I use Ian Wilson's Pacific Models range exclusively; superior to any cobbled-together transfer alternative in my view. Ian provides every number, with both styles of '6' and '9'. This was fitted after weathering because the plates were often repainted between works visits (as cabside numbers were often just cleaned as well).



Whatever the origin of a locomotive, it must have a crew. For models with 'deep' cabs, the cheapest pre-painted ones are suitable, in this case from Model Scene (ex-Merit). These are a bit 'blobby' but do the job.




Real coal (broken up in a polythene bag with a toffee hammer) looks exactly like 4mm scale real coal. I just dribbled in some PVA and applied the coal, letting some bits spill over into the rear space.



Weathering always makes an RTR locomotive look more natural in my opinion. Using a prototype picture as a guide, I applied the dry-brush technique, using a mixture of matt greys, browns and black. Brush strokes were applied in the direction of gravity, with odd dabs of brown finally applied.



A common problem on RTR locomotives with Walschaerts valve gear is the wrong 'lean' to the return crank on one side, in this case the offside. Both return cranks should lean forwards; the nearside is correct (Bachmann's tend to be the opposite). This angle is absurd, resulting in a weird impression when running.



The cure is quite simple; I used Hornby's own little spanner to undo the bolt in the centre of the crankpin, moving the return crank forward about 90 degrees. Small pliers will do just as well.



With 70 locos to choose from, renumbering will give a potential one-off locomotive, different from the hundreds of No. 62015s. To make this easier, I decided to change just the last digit, but still have it as a March-allocated example. A new curved Swann Morton blade proved the easiest method of taking off the last numeral.



Used the HMRS transfer sheet No. 14 to effect a change. This is a good match with regard to size, if not exactly the same colour.



Weathering will disguise any slight discrepancy in the matching of the numerals and colours, as illustrated here.

Below In service, complete with lamp indicating a part-fitted freight. The screw shackle fitted to the front bufferbeam adds a touch of realism. For the moment, Hornby's pony wheels are retained.



By way of a comparison, this is the DMR K11 I built some little time ago which featured in February issue of BRM.



A SIMPLE PLASTIC KIT

Cheap plastic kits with some improvements can be made into miniature works of art as **David Wright** shows.

Back in February, I conducted some theatre presentations of my model buildings at 'The Festival of British Railway Modelling' at Doncaster. After the event, it was suggested that I could put something similar together for the pages of **BRM**. In this article, I'll show how I've improved a well-known rural thatched cottage plastic kit from Dapol.

I'll show you in a few easy steps how to transform an aging plastic kit into something that can take pride of place on your layout.

PROTOTYPE INSPIRATION




A selection of prototype photographs I've taken helps for reference. These were taken at Long Wittenham in Oxfordshire, and St. Fagans National History Museum near Cardiff. Note how both derelict buildings have weathered. A good point of inspiration before modelling starts.



STEP-BY-STEP GUIDE



The kit, available now from Dapol was introduced by Airfix in the early-1960s. The components of this kit are moulded in grey plastic.




The window frames supplied with the kit look far too bulky and out of scale, so I'm not using them. Instead, I'm making up frames from card with paper glazing bars. It's a more accurate alternative.




Cut any parts from the sprues and clean all edges of the components using a small needle file, fine sandpaper and a scalpel. A toothbrush can remove plastic debris.



All the components are then primed with paint. I used a yellow acrylic car spray paint sold by Halfords.



To fix the windows in place, I use strips of double-sided tape. This is attached to the rear of the window apertures.



The glazing (made from clear packaging) is then secured over the tape. Doing it this way is far makes the result far cleaner.



Two of the materials I'm using to create the texture on the rendered panels are DAS modelling clay or a ready-mixed filler, No More Cracks in this case.



The frames are cut into thin strips, using old greeting cards. The thinner-cut glazing bars are cut from adhesive-backed printer labels, stuck into place after the frames are assembled. Note the ready-mixed plaster has been brushed onto the panels between the timber frame.



STEP-BY-STEP GUIDE

9



I'm adding some net curtains before I assemble the walls together. These are cut from tissue paper and glued with strips of double-sided tape.

10



I'm painting the walls with cream artists' oil paints for the rendering. The frame is then painted, after I've pinned the edges with a felt-tipped pen.

11



The last task on the walls is to weather the oak timber frame. Timber fades to a silvery grey colour and this is replicated on the model with a light grey crayon. By rubbing my finger across the crayon marks, it smudges and blends with the painted frame.

12



I'm going to try and make the thatched roof look more authentic. I'm not convinced with the plastic one as it looks far too hard. The material seen here is plumber's hemp and looks much more convincing.

13



The hemp is cut with scissors into bundles, before being fixed to the roof using PVA glue. Both the PVA and hemp adhere to the plastic roof without any extra preparation work.

14



Left The hemp bundles are arranged and assembled starting at the eaves and working up to the ridge. The rows of hemp bundles need to overlap the previous row, just like a real thatch! The last task is to trim the thatch at the eaves, using sharp scissors.

15

The finishing touches are now added. The chimney is built from card, with a pot from Langley Models. The ridge from the kit is then fixed into place. A timber lean-to shed is constructed using building sheets from Wills, fixed to the chimney gable end. The last task is to paint the thatch using a wash of oil paint. The lean-to is also painted with extra weathering, especially where rain staining would appear. The last task on the list are the climbing roses, fixed with Woodland Scenics products around the door and corners of the cottage.

IS IT WORTHWHILE?

I hope that you'll agree that by carrying out a little extra work, this simple plastic kit can be easily transformed into a good-looking model that wouldn't look out of place on the best layouts. Have a go - I'm sure you won't be disappointed.



• REPAIRS DONE •

CUSTOMERS WANTED!...With an eye for a bargain

• LOCOS DCC CHIPPED •

SPRING CLEARANCE

R2946 BR BLUE 4VEP	£90
STEAM LOCO'S	
R2784X GREEN MALLARD DCC FITTED	£69
R3230-31-32 J15	£104
A4 GADWELL TTS SOUND	£95
DUKE OF GLOUCESTER TTS SOUND	£130
R3110 BR 262 TANK 61XX CLASS	£69
R3017 PATRIOT SIR HERBERT WALKER	£90 £100
R3005 28XX WEATHERED	£95
R3006 38XX WEATHERED	£103
R3030 LMS 4F	£70
R3124 BR EARLY CREST 42XX	£98.00
R3126 BR LATE CREST 52XX	£98.00
TTS SOUND A1 TORNADO	£140.00
HORNBY K1'S	£117.50

R3243A 62024/62027 LATE CREST
R3242 62015/62059 WEATHERED E/C

CLASS J15 **£101.00**

R3230 LNER/R3231 BR EARLY CREST/R3232 LATE BR

DAPOL

D6316, 6328 DAPOL CLASS 22 WITH HEADCODE	£105
D6326, D6316 DISCS WITHOUT HEADCODE	£107
DAPOL COACH KITS	£9.95
DAPOL READY MADE COACHES	£12.95
FULL RANGE OF DAPOL ROLLING STOCK	

EXTRA SPECIAL OFFER TRAIN SETS

FLIGHT OF THE MALLARD, BLUE MALLARD + 3 ONLY
LNER COACHES, TRACK, CONTROLLER ETC ...£99.99
TORNADO PULLMAN EXPRESS BR GREEN
TORNADO, + 3 PULLMAN COACHES (UNLIT), TRACK,
CONTROLLER ETC

SPRING SALE

BR MK1 COACHES WERE £24.00 NOW £18.50*

R4619 BR1 MAROON FULL BRAKE
R4620 BR MK1 CRIMSON CREAM SO
R4621 BR MK1 MAROON TSO
R4642 BR MK1 CHOC/CREAM PARCELS COACH
R4643 BR MAROON TSO
R4644 BR CHOC/CREAM TSO

Pennine Models at Haworth



HUGE RANGE OF HORNBY - Can't find Hornby?
Call us first! Full range of Peco, OO Dapol, Humbrol,
Scalextric. All at discount prices



SEE US AT
MIDDLESBOROUGH
MODEL RW
EXHIBITION
16/17 MAY

VAST RANGE
OF PLASTIC KITS
many going back
10 years

Pennine Models

33/35 Mill Hey, Haworth, Keighley BD22 8NQ

Tel: 01535 642367

penninemodels@googlemail.com

Wednesday to Sunday 11am-5pm

COACHES

R4634A/B/C BLUE GREY STD WITH LIGHTS	£33
R4566 GRESLEY COMPOSITE BRAKE	£29
R4567 GRESLEY CORRIDOR 1ST	£29
R4568 GRESLEY CORRIDOR 3RD	£29
R4569 GRESLEY BUFFET	£29
LIGHTED PULLMAN COACHES	
R4478/79/80/81/86/87	£25.00
R4639 A/B/C TSO MIDLAND MAINLINE	£27
R4638/A FO MIDLAND MAINLINE	£27
R4444A FO INTERCITY BLUE/GREY	£27
R4446A TSO INTERCITY BLUE/GREY	£27
R4429 PULLMAN NO. 171	£25
R4468 GRESLEY BUFFET BLUE/GREY	£39.95
R4406A CRIMSON & CREAM BRAKE 3RD	£21.00
R4408A CRIMSON & CREAM BRAKE COMPE	£21.00
R4407A CRIMSON & CREAM COMPOSITE	£21.00
MK3 COACHES	
MIDLAND MAIN LINE FO, TSO, TGS, BUFFET	£27.00
BLUE GREY EATERN REGION WITH LIGHTS FO, TSO, TGS, BUFFET	£33.00
EXVIRGIN FO, TSO, TGS, BUFFET MK1 COACHES	£26.50
R4635/A/B ARRIVA WALES MK3 STANDARD CLASS	£26.50
MK1 COACHES	
CRIMSON & CREAM, CHOC & CREAM & MAROON SO, TSO COMPOSITE & FULL BRAKE AVAILABLE IN RAILROAD	£19.00
OR FULL SPECIFICATION WHICH IS METAL WHEELS & ENHANCED PRINTING	
WAGONS	
R6675/76/77 21 TON HOPPER	£13.95
R6466/67/68 OTA EWS RED	£13.00EA
R6489/70/71 OTA THAMESBOARD BLUE	£12.00 EA
R6541 TOTAL	£6.95
R6543 MURCO 100T TANK	£17.00
R6642/A SHUNTERS WAGON GW	£9.00
R6643/A SHUNTERS WAGON BR	£9.00
R6647 EX BLUE SPOT BARRIER	£9.60
R6650 B R BLACK TROUT	£16.50
R6401A B R 9 PLANK GREY	£5.50
R6606 MGR HOPPERS	£17.50
HORNBY YEAR WAGONS	
2010	£5.50
2011	£6.00
2015	£9.50
2013	£8.25
2014	£10.50

Everything in the shop to turn a Train Set into a Model Railway.

Locomotion
THE NATIONAL RAILWAY MUSEUM AT SHILDON

**National
Railway
Museum**



"The National Collection in Miniature" Series

Bachmann Exclusive Edition based on the NRM's "Ivatt" large Atlantic locomotive.

Four variants available:



BR No. 62822 (black weathered livery)



LNER No. 3251 (apple green livery)



GNR No. 251 (preserved livery)



BR No. 62822 (black pristine livery)

NOW IN STOCK!



A £50 deposit secures your
choice of model with the
balance plus p&p payable
prior to dispatch.



Available exclusively from:
www.locomotionmodels.com the NRM's on-line model shop
or the **Locomotion** museum shop in Shildon **Tel: 01388 771439**



HOW TO BUILD A...

A PETITE PROPERTIES COTTAGE

Phil Parker tries another approach to property development for layouts, using a new style of kit based on doll's house techniques.

Petite Properties is a fairly new name to railway modellers. Founder Bea Broadwood is an architectural illustrator who started producing dolls houses in 1:12 scale. She has now produced a range of kits for OO modellers using the same techniques as the larger scale resulting in something distinct from other structure kits available.

These basic kits are produced in MDF which is assembled and then requires some level of finishing. Detail such as bargeboards and porches are laser cut from fine cardboard. Windows are supplied ready to use as white printed plastic - a similar way to many cardboard kits.

To cover the walls, I've gone for the old-fashioned but effective method of scribing stonework in DIY wall filler.

The kit instructions provide a full explanation of this process and while it is messier and certainly more time-consuming, the results in the right hands, can be superb.

As well as the walls, you also need to finish the roof. I decided to cut strips of slates from paper. This sounds time-consuming but the work took just over an hour for the entire building and looks good.

If you are looking for something that is full of character, it's definitely worth a try.

The kit instructions provide a full explanation of this process - the results can be superb.



STEP-BY-STEP GUIDE

TOOLS FOR THE JOB

- Craft knife
- Palette knife (any spreading knife would be fine)
- Coarse file or sandpaper wrapped around a block of wood
- Scribe
- Small ruler
- Deluxe Materials Super 'Phatic glue

WHERE TO BUY?

Petite Properties 1:76 scale Parsnip Cottage - £11.99
W www.petite-properties.com

1



Most of the kit parts are laser cut in either MDF or cardboard. The windows are pre-printed on plastic.

2



Assembling the main components is easy and the fit is excellent. You'll need to make sure that everything goes together square. I find a heavy iron angle from Squires Tools helpful, although not essential.

3



With the main carcass of the cottage assembled, it's time to move on to producing the wall texture.

4



I'm painting the walls with a thin coat of PVA glue and leaving it to dry overnight. This gives the filler something to grip rather than the smooth MDF.

5




Mix some wall filler up to the consistency of ricotta cheese or stiffly whipped double cream and cover all the walls to a depth of at least 1mm. Apparently the cheap 'non branded' versions work best. A palette knife is ideal for this, as is skill at decorating cakes. Sadly, I only have the former, so slapped a thick coat all over.

6



Once dry, I'm smoothing it down and squaring the corners. A coarse file works, though sandpaper wrapped around a block would do. This is a messy job so work over newspaper or keep a vacuum cleaner handy. I'll fill any holes or dips with more filler and repeat the sanding as required.

7



I'm scribing the stones above the curved doors and window tops. My old school compasses are handy as one leg can follow the curve whilst the other point makes the marks.

8



The vertical joints are scribed by eye to give a variety of different stone sizes. If a line isn't perfectly vertical, I'll tweak it to make a slightly wider joint, just like the imperfections found in a real stone wall. Keep brushing the dust away and step back to look at the walls as you work, it's easy for stones to get larger without realising it.

9



With the walls ready, the bay window, doors and windows are fitted.

10



Once the roof is in place, the chimneys and wall tops are made and fitted. These are then covered in filler and scribed in the same way as the walls.

11



I'm drawing a sheet of 3mm by 7mm tiles and cutting it into strips. The dividing line between tiles is cut most of the way through with a craft knife and then the strips are applied to the roof with a 3mm overlap. Rizla cigarette papers cut into strips are used to represent lead flashing and cover up and gaps around the base of the chimneys.

HOW BIG ARE STONES?


Before scribing stones, it's a good idea to work out how large they should be. This varies enormously across the country so if possible get the tape measure out and check the real thing.

I went for courses varying from 2mm to 4mm high, possibly a bit on the large side for a cottage, but easy to measure. Width varies up to 6mm, again, on the large side, but not unheard of.

The modern stone wall has courses between 2" and 8" deep with wide mortar courses but this is cladding on a breeze block structure. A traditional wall would be different with larger stones and thinner mortar courses. I've modelled a very square stone finish but much more rounded and irregular versions are common. Practicing on a test piece will definitely be required to learn to replicate these.

12

After final painting, a little weathering powder around the chimneys and base of the walls added some dirt.



Here's your chance to have your layout or project highlighted in the pages of **BRM** for all our readers to enjoy. Send your photographs and text to the address below. We look forward to receiving them!

21ST CENTURY TINPLATE TRAINS



Welcome to my fantasy world of model tinplate trains. My railway is unusual in the UK for running tinplate trains on two-rail finescale track. This came about by accident as the railway was intended to run finescale locomotives when I planned it.

I soon learnt that these locomotives - although magnificent to look at - were prone to gradually falling to pieces with heavy handling and extensive running.

It was around the turn of the century that Corgi-Bassett-Lowke introduced a series of coarse scale tinplate locomotives which not only looked realistic, but were able to run on either two or three-rail track. In the

meantime, Ace was producing three-rail coarse scale tinplate locomotives and rolling stock.

They have also proved their running capabilities on my railway and easily handle full-length trains.

'Dream City Railway' is so called because it's a culmination of a boyhood dream when, as a youngster, my parents used to take me to the London stores in the 1940s such as Gamages and Selfridges to see the Christmas displays of model railways.

Over 30 trains run simultaneously through 17 stations, automatically controlled from a central control room with the aid of CCTV. The layout measures 30' x 50' in size.

Roy James, via e-mail

AYOUTS

AN ISLAND OF BEER



I offer here are a shot of my 'Isle of Dhoon' (009) layout. The 'Island' resides along the walls of a 9'6" x 7'6" spare room where the clock stopped in 1975. The overhead wires are live, in addition to the rails,

and occasionally produce an atmospheric spark. The freight workings, which largely revolve around the brewing industry, are controlled by a card system to make it more interesting.
Alan Browning, Cambridge

ROSEDALE ABBEY

I am submitting a number of photographs and a small write up of my layout 'Rosedale Abbey'. There are more on-line and the layout has its own Facebook page (search for Rosedale Abbey), but most of these additional views are in monochrome.

Unfortunately, this is a former layout, and its demise came due to it being stored in an outhouse, where the damp and rodents destroyed it! The location is a fictitious small terminus station sat high above the village of Rosedale Abbey in the North York Moors.

I tried to make the layout ooze with North Eastern Railway character, having browsed many books on the railways of the area. The buildings are all based on those that can or could be found in the area, from the scratch-built version of the stepped gabled station building to the little lever cabin, modelled on those on the Pickering - Seamer line.

Locomotives, coaching and goods stock are all kit-built from many




sources. Nothing on the layout is 'straight out of the box'. The track is a mix of flexible and handmade points worked by slow-action motors. On some photographs, mounds of ballast are spotted around the track - this has been replicated too!

Have I caught the atmosphere, the period and location? I like to think so.

WRITE TO Readers' Layouts, BRM, The Maltings, West Street, Bourne PE10 9PH

OR E-MAIL brm@warnersgroup.co.uk and title your email *Readers Layouts*



White Rose Modelworks
Manufacturing Baseboards of Distinction

- * Bespoke Model Railway Baseboards
- * Unique Plug and Latch system
- * Made to suit your space and needs
- * Laser cut Plywood Helixes
- * Four Standard Sizes
- * Bespoke Helixes
- * Track laying
- * Electrics and Scenics undertaken
- * Control Shelves & Backscenes
- * Traversers and Sector Plates
- * Fully Stocked Model Railway Shop

Contact us

Tel: 01677 422444

Email: info@whiterosemodelworks.co.uk

Website: www.whiterosemodelworks.co.uk

White Rose Modelworks

Unit 10

Bedale Station

Bedale

North Yorkshire

DL8 1BZ



YOUR
BRM

Q&A

Top advice from our modelling experts

GOT A MODELLING QUESTION? BRM'S EXPERTS CAN HELP!

IF YOU HAVE A MODELLING QUESTION YOU WOULD LIKE ANSWERED, PLEASE E-MAIL **brm@warnersgroup.co.uk** AND INCLUDE 'Q&A' IN THE SUBJECT BOX

CHECK THOSE WHEELS



I have a largish layout with a great number


of locomotives and rolling stock. I have a problem with the size of the flanges on my wheels. I changed most of my wagons and coach wheels but when it comes to my steam and diesel locomotives it's a different matter.

Is there a way I can reduce the size of the flanges myself without a lathe or do I have to buy expensive new wheels for my locomotives too?

Ray Harris, via e-mail

Phil Parker says: The problem with reducing wheel flanges on a steam locomotive is that to do the job properly, even with a lathe, you need to remove the wheels and that's not always an easy job. RTR valve gear isn't normally designed to be dismantled and you can easily bend or break something.

If you do remove the wheels and reduce the flanges, they need to be returned to the model with the quartering set up properly. The wheels will be fitted on



splined axles so you can't just turn them to the correct position - they need to be pressed on in the right place, first time.

A much safer option is to replace the wheelsets with finer ones. Both Alan Gibson (www.alangibsonworkshop.com) and Ultrascale (www.ultrascale.com) produce sets for both diesel and steam locomotives. Diesels are easy - just take the old wheelsets out and drop in the replacements. For steam, you are back to worrying about quartering and re-fitting valve gear.


Much depends on whether you are changing the flanges for cosmetic or other reasons.

Poor running can be caused by incorrect back-to-back settings. That is, the distance between the backs of the wheels can be too narrow or wide, causing

the model to bump through pointwork. This can even be a problem with modern models and sometimes on individual wheelsets on the same model!

It's worth buying a back-to-back gauge and checking that it just fits between the backs of both locomotive and rolling stock wheels.

The Double O Gauge Association sell these (www.doubleogauge.com).





Q&A

I have enclosed a sketch of my garden layout, together with some photographs. I would like to ask how a pick-up goods deals with shunting?

- Is the yard serviced by a train from the north?
- Ditto from the south?
- Are the empties removed by another train or at the same time as the loaded wagons are delivered?

Mr. K.Tomlin, Swindon.

Andy York says: With goods traffic on a layout, it's important to consider where the rest of the world is and where the traffic would be coming from, or going to. This then makes it easier to justify trains and stock, so we'll look at the particular goods you've mentioned. Domestic coal is almost certainly going to come

A SHUNTING DILEMMA

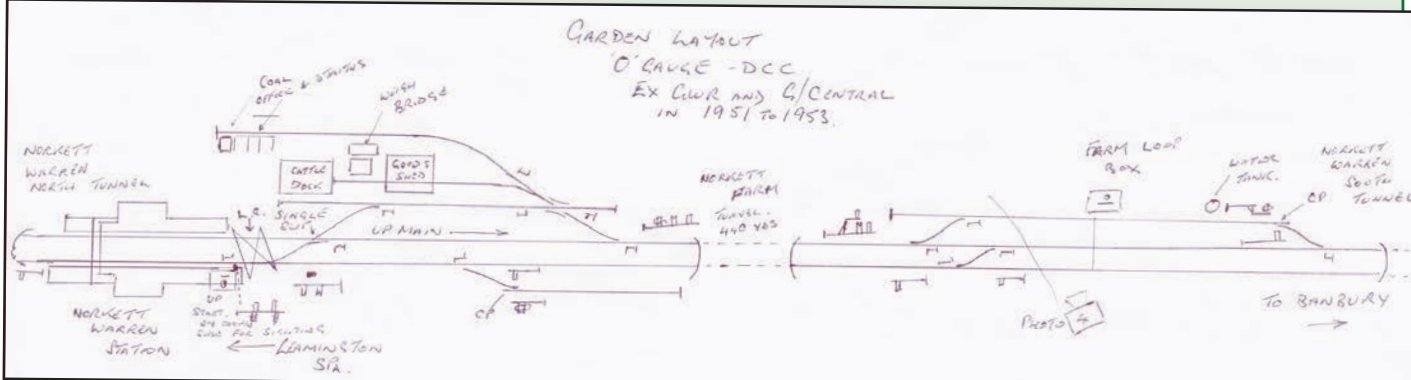
from the north to this 'through station' between Leamington and Banbury, from collieries in the Warwickshire coalfield or East Midlands. Whether these wagon loads of coal are on a pick-up goods or a longer run, the train would have to be taken into the 'Up loop'. If there is sufficient length to the headshunt the portion of the train with the wagons for drop-off would draw forward into this and reverse into the coal road. If it's a pick-up goods, any empty mineral wagons may be collected and placed back into the train before proceeding. Although it may seem that the empties would work north again, it's quite likely they could be taken to Banbury and then marshalled into a northbound working, back to the collieries.

Such a rural station with a cattle dock would generally be seeing a decline in outbound livestock after the Second World War, but we'd need to consider where the cattle wagons would be moving to - markets in London, Oxford or Birmingham?

The inbound feedstuffs could come from several different locations as most feedmills post-war were still at the major ports around Britain. Therefore, a train including vans from Liverpool would be easier to shunt than vans from Avonmouth or Silvertown.

There's probably little in the way of fresh produce that would still be carried by rail into the 1950s from this area, as it was generally only specific produce such as broccoli from Cornwall, tomatoes from the Channel Island ports and potatoes from Lincolnshire that could justify being made up into trains for markets in the cities. As the common carrier obligations on British Railways were only relaxed in 1957, you could create less frequently seen items such as a new tractor chained to a 'Lowmac', or a container on a 'Conflat' for someone's house move.

It can be as easy or difficult as you want it to be, but it helps to have some logic behind what's being done.



LOOKING FOR CHEAPER BUILDINGS?

Q&A

I have a modern image OO layout set in an urban environment.

I know of the ready-to-plant

buildings from Hornby and Bachmann, and I have a few, but I'd like some cheaper alternatives. I quite like the challenge of building things and it's cheaper too. The problem is that most of the kits from Metcalfe or Superquick are for older buildings. Also, I need a bus stop at the moment, but don't quite think I'm capable of scratchbuilding one. Can you help?

Brian Davis, Oswestry

Howard Smith says: Most of the buildings from the Superquick and Metcalfe ranges are indeed representative of older buildings. The Superquick range has been going for around 40 years, but most of the architecture is of a pre-1950s style. This caters well for many eras as most of these buildings are still around today, but if you want a building that shouts 'modern', you might want to look at the selection of kits offered by ModelRailwayScenery.com.

This brand hasn't been around for long but has already built up an impressive selection of kits

from which to choose. By what you've said it sounds like you'd like to have a go at building something for yourself and I'm sure that these will cater for your needs perfectly.

We've had a few items sent in for review and of those received most of them look good when assembled. You just need to be wary of the fact that these kits are a mixture of paper and card, and you'll need to stick the paper to the card first and make sure that your lines are folded correctly or the decorative papers won't fit properly. Of course Metcalfe and Superquick kits don't have this problem as the ink is printed directly onto the card, so you'll find a build more challenging, but worth it I'm sure.

You can also choose between downloading the kits as PDF files or having them sent through



the post to your address on pre-printed paper with card. In both cases the colour instructions are clear and easy to follow.

It just so happens that amongst some of the latest OO kit releases from ModelRailwayScenery.com is a bus-stop, laser cut in card (see left).

Prompted by your letter, I had one sent to the office to test and I have to admit that whilst some of the edges aren't quite as crisp as they might have been if moulded in plastic, the kit builds into a convincing model of a generic bus stop that can be found in and around most towns. Even some warehouses and retail parks now have these placed outside as smoking shelters.

I cut out all card parts with a sharp scalpel and glued them with superglue. It's quite simple, and the glazing provided is sandwiched between the frames. You can put it together in under an hour, but I would suggest painting the parts first before gluing the glazing as it makes it so much easier.

Good luck and let us know how you get on.

E sales@scalemodelsceyry.co.uk

T 01530 456 952 W scalemodelsceyry.co.uk

WHAT'S NEW?

News and Events from the model railway trade

RAPIDO TO PRODUCE NRM 'SINGLE'



In a joint effort with Locomotion Models, Rapido Trains of Canada is to produce two exclusive OO gauge versions of the National Collection's legendary Great Northern Railway Stirling 'Single'. The first will feature No. 1 with a Sturrock tender, which the locomotive was paired with before the it was reunited with its current and original tender last year. The second variant will represent the locomotive in its current preserved form at Shildon.

The models are expected to be available during autumn 2016, either DCC-ready and priced at £199.00 or factory-fitted with ESU sound decoders using recordings from archive footage of the locomotives for an additional £90.00.

Currently four options are available to pre-order via locomotionmodels.com website. These are No.1 with Sturrock tender - DCC Ready (ref: NC001) or sound (ref: NC001S) and No.1 with original/current tender - DCC Ready (ref: NC002) or sound (ref: NC002S).

Despite the exceptionally large 8' 1" drivers of the prototype, the model is expected to be able to negotiate curves down to a 2nd radius. As with many of the models produced by Rapido Trains both for the UK market and overseas in recent years, the prototype will be laser scanned for accuracy before CAD work commences.

Some 53 Stirling 4-2-2s were built at Doncaster Works from 1870-95 to haul express passenger trains, primarily between York and London, with the last examples remaining in service until 1916.

In other developments at Shildon this month, Simon Kohler joined the Locomotion Models team. For the past year the former Marketing Manager of Hornby has acted as a consultant to the company.

"When I was asked to join the team I was a little reluctant because of my commitment to my business (KOHLECOMS) but having come to a mutually beneficial agreement with Brian Greenwood (Chairman of Locomotionmodels) and

the NRM team at Shildon, I was pleased to accept the position of Models Manager, a position I started on April 1st." said Simon.

Simon's new role will aim to pull several business aspects of locomotionmodels.com together, namely the creation of a brand identity, a three to four year new products plan, enhancing the advertising and promotional aspect of the business as well as developing further relationships with the model railway suppliers.

"I am terrifically proud to have been asked and it's my privilege to be part of the team." said Simon at the Stirling 'Single' launch in April.

Full details of how to place a pre-order for the forthcoming Stirling No. 1, and the Bachmann GNR 'Large Atlantic', which is arriving now are available on the Locomotion Models website. See page 98 for Tony Wright's detailed review of the new 'Atlantic'.

W www.locomotionmodels.com

T 01388 777 999

DIARY DATES

6

19-21

20

Things to SEE & DO in JUNE

FELIXSTOWE EXHIBITION

The Felixstowe N gauge model railway show will host layouts by various N Gauge society area groups as well as other local model railway clubs. The N Gauge Society secondhand stand will be attending. Street parking is available as well as a nearby long stay car park.

A Trinity Methodist Church, Orwell Road, Felixstowe, Suffolk IP11 7AN
T 01394 277 211

GREAT CENTRAL RAILWAY - THE MODEL EVENT

The second edition of this show will spread across Loughborough, Quorn and Rothley stations. Visitors can travel on the railway, then stop off at the exhibition sites at each station.

A Quorn & Woodhouse Station, Woodhouse Road, Quorn, Leicestershire LE12 8AG
T 01509 632 315
W www.gcrrailway.co.uk

SWANAGE RAILWAY

Enjoy a mid-summer evening steam-hauled trip through the Isle of Purbeck and travel back in time to the swinging 1960s with live music. Hits of yesteryear will be performed at Swanage, Harmans Cross and Corfe Castle stations. The train departs Swanage station at 1930 and returns at 2230.

W www.swanagerailway.co.uk
T 01929 425 800

GET IN TOUCH If you have a new product that you would like us to feature, send it to Howard Smith by e-mail: howards@warnersgroup.co.uk



STOP PRESS

WILD BOAR TO ANNOUNCE RTR LOCOMOTIVE

Wild Boar Models is in the process of initiating its own RTR locomotive project, said to be produced by one of the growing range of RTR manufacturers.

A statement on its website claims "Recent announcements have shown that we have our finger on the pulse of what modellers want, so our announcement will be well worth waiting for."

The announcement of the chosen prototype is anticipated to take place at the beginning of Autumn this year.

Full details will appear in **BRM** and via **RMweb** in due course.

W www.wildboarmodels.co.uk



Simon Kohler (seen right) with Brian Greenwood, Chairman of Locomotionmodels.

27-28

PERTH & DISTRICT MODEL RAILWAY CLUB

Scotland's biggest independently run exhibition brings quality layouts and trade from all over the UK. Most gauges and scales to be represented. Numerous societies, demonstrations and DCC seminars will also take place. Open Sat 1000-1730, Sun 1000-1700

A The Dewars Centre, Glover Street, Perth, Perth & Kinross PH2 0TH
T 07588 754 959

IT'S TIME FOR TEA



Revolution Trains has announced that, subject to sufficient demand, it will produce a modern TEA tanker as its next N gauge model. Based on a batch built by Greenbrier from 2006, the wagons will differ significantly from existing bogie tank wagons.

If the new models receive the 'go-ahead' they will be produced by Rapido Trains. Revolution Trains' website claims that the models will feature an injection moulded body

with photo-etched catwalks, separately fitted brake gear and discharge chutes, allowing for variations between different wagons to be produced.

Assistance from the wagon owners VTG, along with operators Greenenergy and DB Schenker has been sought and Revolution Trains hopes to produce them in these liveries as well as Freightliner Heavy Haul green.

The TEA wagon project will steer away from the crowd-funding website


Kickstarter, used previously with its N gauge Pendolino project, opting to use its own website instead to allow more time for pledging to take place.

A statement on its website says "The strict time limit (maximum 60 days) and all-or-nothing nature of the funding [of kickstarter] is not ideal.

Details on how to express interest and help fund the project can be found on its website.

W www.revolutiontrains.com

MINERVA REVEALS FIRST RTR O MODEL



A new O gauge RTR manufacturer has arrived on scene. Minerva Model Railways has been set up as a partnership between Chris Klein of Ixion Model Railways and Chris Basten of Dragon Models.

The first locomotive to be produced - a Peckett 'E' Class 0-4-0ST is promised in three liveries, light or dark green and plain black, all of which can be chosen upon ordering which is currently taking place at £235.00 (pre-order price).

The die-cast chassis of the models will be powered by a 40:1 motor gearbox and the detailed injection-moulded bodies with over 200

components are supplied with an etch containing prototypically correct cabsides and numberplates. The models are promising to be DCC and sound ready.

Good progress has been made with the tooling and it has been rumoured that the first unpainted production samples might be on display at the Gauge O Guild Summer Show at Cleckheaton on May 30, with production samples arriving before the end of the year.

A Minerva Model Railways, PO Box 244, Penarth CF64 9FJ
T 02920 531 246
W www.minervamodelrailways.co.uk

PRO GRASS

Swansea-based model scenery company War World Scenics is releasing a 'Pro Grass Box'. The new static grass applicator reverses the concept of a hand-held device and features a flat charged surface and insulated lead with crocodile clip to attach to your piece of work.

War World Scenics has designed it with the aim of creating tufts of grass or adding foliage to bushes or trees. The crocodile clip will hold such items when in use.

Included with the Pro Grass Box is a battery, a sample of WWS Summer mix 2mm static grass and Spring 4mm grass, plus a 25ml pot of glue to help get started. The combined package costs £34.99.

Full details of the box and accessories can be seen on War World Scenics' website.

W www.war-world.co.uk



Look out for our test of this system in the August issue of BRM.



Photo: Gareth Price

PRE-ORDERS BEING TAKEN

HATTON'S UNVEILS ICI HOPPER WAGON

Hattons has announced that it is working with Oxford Rail to produce the famous ICI bogie hopper wagons in OO gauge. The partnership between retailer and recently established model railway manufacturer will see the production of numerous bogie limestone hoppers which ran from Peak District quarries for more than 60 years.

The models have a promising specification with three-hole disc wheels, NEM pockets with tension lock couplings, diamond frame bogies - suitable until the 1940s - or plate frame bogies for the 1950s onwards, ladders (where applicable), vacuum reservoirs, brake hoses and piping, handbrake wheels, raised ICI

lettering (larger size) and full rivet and interior detail. Optional loads will be made available separately.

An impressive 20 different variants have been announced, giving modellers a choice of liveries, eras and running numbers. The wagons are priced at either £24, or £25 for weathered versions.

The ICI hopper wagons ran from the mid-1930s until December 1997 hauled by various locomotives from LMS 4Fs and 8Fs to Class 25s and Railfreight Class 37/5s.

Pre-orders are being taken now by Hatton's. For full details of all wagons to be produced, visit the website.

W www.hattons.co.uk

SPRUNG BOGIES FROM PENBITS

PenBits Model Railways has introduced a number of etched-brass suspension kits. Designed as an aid during the conversion of RTR OO gauge diesel locomotives to P4 or EM gauges, the kits fold-up, and make use of steel wire for compensation.

The kits are designed to be constructed using the most basic of hand tools and a soldering iron to assemble. Modification of the RTR locomotives is kept to a minimum and the manufacturer's drive units and cosmetic bogie sideframes are retained. Extra detailing items are also included to improve the appearance of the RTR bogies

cosmetically where appropriate, but wheels must be sourced separately from a supplier.

The models currently covered include the *Deltic* Prototype and Classes 24, 25, 37, 47, 55 and 57 from Bachmann, plus *Lion*, *Falcon*, *Kestrel* and Classes 26, 27, 33, 35 and 47 from Heljan. Prices range from £28.00 to £37.50 per locomotive. Mail order details and price lists can be found on PenBits' website.

E ian@penbits.co.uk

A PenBits Model Railways, c/o 12 Fieldside, Long Wittenham, Abingdon Oxon OX14 4QB

KIT RANGE TAKEOVER

Peedie Models is taking over the manufacture and distribution of County Rolling Stock etched kits and 3-D printed products. As such, a number of photo-etched items such as station fencing, safety ladders, inspection platforms and farm equipment will be produced and released over the next few months.

Peedie Models has informed us that the range is being developed with new 3-D products being printed in-house on its liquid resin 3-D printer.

E www.peediemodels.com

T 01856 252 510

W Milldam Cottage, Tankerness, Orkney KW17 2QU

JUNIOR START SET

Now in stock at Gaugemaster is this Märklin train set starter pack for children aged three and above. The pack contains an animated battery-powered five-car impression of a Class 373 Eurostar along with track and is a robust starting point for younger modellers with little fingers, priced at just £49.95.

The track supplied assembles into a figure of eight measuring 150cm x 76cm and the magnets are used to couple the cars together. An infra-red battery-powered controller is also included in the pack along with batteries for both the controller and train.

A Gaugemaster House, Ford Road, Arundel, West Sussex BN18 0BN **T** 01903 884 488

W www.gaugemaster.com

NUMBER NEWS

90

different sound effect CDs are now sold by Golden Valley hobbies. The Taliesin Sound effect CDs carry different

sounds to portray an atmosphere of different railway environments such as a busy steam and diesel-era railway station. Whilst some aren't era specific, mixing the sounds of Sprinter DMUs with steam, they have been recorded from live sounds.

E info@goldenvalleyhobbies.com

T 01981 241 237

W www.goldenvalleyhobbies.com

10.99

pounds will buy you a full copy of Model Train Catalogue software designed for Microsoft Windows XP/Vista/Windows 7/8 and 8.1, which allows you to catalogue your model collection. A free demonstrator version is available to download too. The software is fully supported by downloadable, pictorial manuals. Payments can be made via the website using PayPal.

E sales@modeltraincatalogue.com

W www.modeltraincatalogue.com

45

pounds is the price for the Great Southern & Western Clerestory coach kit in OO from Alphagrafix.

This unique six-wheeled coach saw service in Ireland between 1878 and 1954. A compensated chassis is included. Mail orders only.

A Alphagrafix, 23 Darris Road, Selly Park, Birmingham B29 7QY



CINE



RAIL

PO Box 245, Manchester M24 0AX

Tel: 0161 653 3233Fax: 0161 880 2406 www.railwayvideos.com

Marsden Rail V.34

'Steam in the North East'

70 mins £19.95



This programme features steam traction at a wide variety of locations in the North East of England in the 1960s, including Darlington MPD and station, followed by scenes at Sunderland MPD - with the roundhouse still home to J27 and Q6 freight locomotives. West Hartlepool, Billingham, Eaglescliffe, Thornaby and many more long-gone railway locations are also featured. Views of Newcastle



Central Station and Heaton Jct. show ex-LNER 'Pacifics' and ex-NER designs at work and on the city's streets, trolleybuses can still be found.

Moving North, a journey on the line from Morpeth to Scotsgap and Redesmouth Junction brings the programme to a close.

Marsden Rail V.35

'On Yorkshire Lines'

70 minutes - £19.95



Including: early 1960s scenes on the ECML near York, plus York's MPD and Station. Scenes at Church Fenton are followed by detailed film of Leeds City and Central Stations, together with Holbeck and Farnley Jct. MPDs. Moving South, film taken at Penistone, Barnsley and Rotherham shows a wide



variety of motive power, before moving north to the Grassington Branch, Hellfield, Settle

& Carlisle route - and much more footage of Yorkshire in the 1960s, including trolleybuses in Huddersfield!

**NEW
AVAILABLE
NOW**


Marsden Rail Vol. 36

'North from Crewe'

70 mins £19.95



The West Coast Main Line North of Crewe in the 1950s and '60s - with the emphasis on steam traction! Views of Crewe's locomotive works, depots and station are followed by scenes at numerous locations including Preston, Carnforth, Oxenholme and the Windermere branch, Low Gill, Tebay, Shap Incline and Shap Station - plus Penrith and a journey to Workington



via Keswick. Scenes at Carlisle, Silloth and the Alston Branch are a prelude to fascinating film taken at Beattock

Station in 1954 showing a wide variety of motive power, including a new 'Duke of Gloucester' arriving on a test train!

**DUE
LATE
SPRING**

'NTSC' available * Free Worldwide Delivery * Free Colour Brochure


Marsden Rail V.33

'York to Newcastle'

75 mins - £19.95



Views at York Station and depot are followed by views on the Wensleydale, Richmond and Catterick branches; Darlington to Bishop Auckland, plus a journey to Kirkby Stephen East over the Stainmore Route. After numerous detailed scenes at Darlington Station, Depot and Works, views at Durham in 1961 show 'Pacifics' and early diesel



classes at work. Finally, scenes at Low Fell, Gateshead Depot, Newcastle Central and Heaton feature

a wide variety of steam classes at a time when steam traction was still in charge!


Marsden Rail V.32

'King's Cross to York'

72 mins £19.95



Starting at King's Cross station in the 1960s, the ECML is shown at a wide variety of locations including Peterborough, Essendine, Grantham and Doncaster - including The Plant, plus the East Lincs. mainline from Grimsby to Boston and Peterborough with 'Britannias' hard at work. North of



Doncaster, Selby and the line between York and Church Fenton are shown, before a major

feature on York Station and Depot - host to a fascinating variety of steam locomotives.

Marsden Rail V. 31

'Yorkshire Byways'

65 mins £19.95




Film taken between 1957 and 1967, with a wide variety of steam and diesel traction featured, starting at Goole Docks with ex-LYR 'Pugs' still working the dock's sidings, followed by film at Hull, Hornsea and Withernsea. The Scarborough to Whitby line features, including Robin Hood's Bay; plus the 35-mile route from Whitby to Pickering, including a journey by diesel shunter from Malton to Pickering! York and the Derwent Valley Rly. is followed by the



Queensbury Route, the Woodhead route, Halifax to Pellon and the Holmfirth, Meltham and Worth Valley branches. Next is a detailed journey from Wilpshire to

Hellfield in 1963 onboard a steam-worked local passenger service, followed by busy scenes at Hellfield Station and on the Settle & Carlisle route.



railwayvideos.com



BACHMANN GNR C1 'ATLANTIC'

Very few 4-4-2s have ever been produced in RTR form, but now Bachmann and Locomotion Models have joined forces to produce the elegant Ivatt 'Large Atlantic'. **Tony Wright** casts a knowledgeable eye over the new model.

On every recent occasion when I've been asked to photograph and assess a new item of RTR motive power in 4mm scale, I have been continually astonished at how good the current standards are.

This Bachmann/Locomotion Models Ivatt 'Atlantic' is certainly no exception. In fact, particularly in terms of the livery, it is outstanding. On checking against the drawings at my disposal it is spot-on and fully captures the impressive appearance of these large-boilered Edwardian express locomotives.

This version accurately represents the as-preserved pioneer No. 251 and thus correctly has the chimney set further back, original-style safety valves, tapered buffer shanks and the tender with symmetrical wheelbase. Throughout these locomotives' lives there were many changes and models with superheaters, Ross pop safety valves, Group Standard buffers and asymmetric-wheelbase tenders are also available, representing LNER and BR machines.

Four versions have been produced, all based on the National Collection's unique survivor at different stages of its working life; GNR lined green No. 251 (as shown), LNER apple

FACT FILE

- ▶ **MANUFACTURER** Bachmann Branchline for Locomotion Models
- ▶ **MODEL** 31-760NRM GNR lined green Ivatt 'Large Atlantic' 4-4-2 No. 251
- ▶ **PRICE** RRP: £179.00 (£189.00 weathered BR edition)
- ▶ **AVAILABILITY** Exclusive to Locomotion Models www.locomotionmodels.com
- ▶ **REVIEW & PHOTOGRAPHY** Tony Wright


green No. 3251 and unlined black No. 62822 with BRITISH RAILWAYS on the tender in pristine or weathered condition.

Attention to detail is quite incredible, with so much to note including the correct number of lamp brackets on the front platform, opening smokebox door (with smokebox interior detail), separate smokebox door dart, lower firebox 'tap' on the right-hand side, brass whistle and all handrails and pillars modelled as separate fittings. There is an even greater number of separate parts supplied for the owner to fit; these include bufferbeam safety chains, guard irons, vacuum and steam-heating pipes, piston tail rods, screw couplings, lamps, cab doors, tender vents and brake rigging. I didn't fix any of these because this

individual model was only on loan from Locomotion on this occasion. There are even little fillets to fix into the removed quadrants in the cylinder fronts - for those with generous curves. The cab interior is really a model work of art, and the rendition of the inside motion, picked out in bright red, is a delight. The buffers are not sprung, however.

PERFORMANCE

Mechanically, this model is beautifully configured. The bogie is sprung, thus aiding smooth passage through curves, and the rear truck is pivoted on a swing-link (not a slot). All the wheels are true-round, are to near RP25 profile, have accurate back-to-backs and the locomotive ran perfectly smoothly through my mixture of hand-made and Peco pointwork.





Footplate and boiler backhead detail really is a work of art - and it needs to be done well on pre-Grouping locomotives with relatively open cabs such as the Ivatt 'Atlantics'.

In fact, it runs extremely quietly and is arrow-straight, quite unlike its prototype, which had a reputation of waddling (sometimes bucking alarmingly!) from side-to-side at speed. Stutter-free running is aided by tender pick-ups and the facility for DCC is inside the tender body with a 21-pin socket. Thus, the locomotive and tender are

'permanently' coupled via a plug and socket, the easy separation of both requiring the temporary removal of the leading tender axle. Considering the lowly prototype 2P status given by BR (how absurd!), this 'Atlantic' took ten Bachmann Mk 1 carriages with ease, aided by the body being well-ballasted. It's fast and powerful with just a slight

FACT FILE: GNR Ivatt C1 4-4-2



The UK's first 4-4-2 tender locomotive was introduced by H. A. Ivatt of the Great Northern Railway in 1898. In December 1902 he introduced his second 'Atlantic' which, though it shared some features with its predecessor, was vast in comparison with a huge boiler (for the time) and wide firebox. Further batches were built between 1904 and 1910, giving a eventual total of 94.

The class was not an immediate success, but the locomotives still took the heaviest GNR trains until the advent of the Gresley 'Pacifics'. Three were fundamentally different in having four cylinders and compounding (later rebuilt to two cylinder simples) and one was fitted with a booster from 1923-35. Though the last ten were built with 18 element superheaters, it was only after Nigel Gresley took over as Chief Mechanical Engineer of the GNR and the LNER that these locomotives were really

'made hot', all eventually getting 32 element Robinson superheaters. It was then that the full potential was realised. With the advent of the 'Pacifics', the top trains went over to larger locomotives but well into the 1930s the Ivatt 'Atlantics' ran several of the Pullman services, and even substituted on occasions for failed A4s on the streamliners. They looked beautiful in both GNR and LNER green, but during the Second World War plain black was applied. Apart from the earlier withdrawal of two of the previous compounds, the first to go was in 1943. Withdrawals continued until only 17 passed into British Railway's hands in 1948, though only Nos. 62822 and 62885 lasted long enough to receive BR numbers. The last to go was No. 62822 in November 1950, its last run being a special to Doncaster, thence withdrawal. The first, No. 251, the subject of this model, has happily been preserved.

Grace and Pace: The elegant C1 is superbly detailed and beautifully decorated as the National Collection's No. 251.





The elegant GNR livery is captured (almost) to perfection and has a most pleasing finish only approached by top professional painters.

propensity to slip - wonderfully accurate!

On the real thing there is 'fag-paper' clearance between the driving wheels, and the model's drivers are as close as is practical. The only disappointing aspect is the pronounced crank in the connecting rod; a compromise to clear the steps and front crankpin and allow use on 'train

set' curves down to second radius (438mm). On close investigation, there seems to be enough space for this to be unnecessary for more generous curves and (when I get one) I'll straighten it out and report.

But, as mentioned, it is the livery which is superlative.


The elegant GNR painting is

captured to perfection, with both shades of green and the red frames exactly the right colour. The whole thing has a most pleasing satin sheen and nothing is overstated or incongruous. The lining, lettering and numerals are applied to a standard only approached (and in most cases never exceeded) by the top professional painters. All the brighter red piping is there on the frames and the tricky lining around the washout

plugs is applied superbly with no ragged edges at all. The worksplates, though only printed-on are precise and clearly legible. The splasher tops are painted black, though they should be green. Any future runs of GNR 'Atlantics' will have this mistake corrected according to Locomotion Models.

As I've said many times before, I tend to run out of superlatives these days when assessing the latest RTR locomotives. This is truly an outstanding model and at the price impossible to beat. DJH does an Ivatt large-boiler 'Atlantic' (and it's very good). I've built one and with a top professional paint job it came out well, but the price comparison is 'frightening' (the kit costs £135.50, plus motor/gearbox at £52.50 and wheels at £51, and then it has to be built and painted). I've also built those from K's and WSM; how things move on! What more can one say? In the main perfectly accurate, an excellent runner, beautifully-finished and great value for money; that will have to do. **BRM**

► To order your GNR 'Atlantic' or for more information, visit Locomotion, the NRM's museum in Shildon, Co. Durham, see www.locomotionmodels.com or



Internal detail is revealed behind the opening smokebox door.



The only visual disappointment is the cranked connecting rod - a compromise to allow operation on tighter curves.

Jumper cables on the cab front mark this out as a push-pull Class 47/7.



GRAHAM FARISH CLASS 47/7

Scottish push-pull variant added to Bachmann's N gauge fleet.

Considering they were never more than 16 locomotives from a fleet of 512, the push-pull Class 47/7s have always been sought after by modellers. For many years, any models of the sub-class were simply repainted standard Class 47s without any of the necessary modifications. However, in recent years Bachmann has catered for continuing demand by adapting its OO and N gauge '47s' to create more authentic replicas of the breed.

Now arriving is the N gauge version from Graham Farish, in this case 47711

Greyfriars Bobby. The first batch of 12 locomotives converted to work 100mph Edinburgh-Glasgow push-pull trains from 1979 - 47701-712 - emerged in BR plain blue, but 47711/712 were among the first locomotives to receive the revised BR blue livery with large logos, numbers and yellow cabs. Apparently intended to carry the name *William Wallace*, 47711 was instead christened after the famously loyal Skye Terrier at Edinburgh Waverley in April 1981.

It is one of four versions being released by Graham Farish, the others being 47701 *Saint Andrew* in original

BR blue with silver-grey roof, 47710 *Sir Walter Scott* in post-1985 ScotRail colours and Network SouthEast 47715 *Haymarket* - recalling the class's move south after they were usurped from Scotland by Class 158s in 1989/90.

Fundamentally, the models are similar to other recent batches of Graham Farish Class 47s, but a few subtle modifications are evident. Most obvious are the RCH jumper cables on the cab fronts, used to send control signals between the locomotive and Mk 2f Driving Brake Second Open (DBSO) when working in push-pull mode. Due to their fine nature, they've been moulded on to the ends, rather than modelled as separate components, but careful printing means that the visual effect is convincing. The correct arrangement of underslung fuel tank and battery boxes has been fitted. However, the extra pipework between the body and fuel tanks on the right hand side (No. 1 end leading) has been omitted. Although tricky to model, this is one of the distinguishing features of a '47/7' and including it would have made the model even better.

Both 47701 and 47711 feature an unusual treatment for the original car style headlight; it appears that the standard square surround has simply been omitted, leaving the clear plastic light conduit protruding from the cab front. Close up it looks strange, but from a distance it's a reasonable compromise to include the headlight.

Decoration is crisp and accurate with good printing and convincing colours. Compared to photographs of the real 47711 from the early-1980s, the big BR double arrows look a little 'overweight' but the gap between the '47' and '711' numerals has been replicated.

Other features include a six-pin DCC decoder socket, all-wheel drive and pick-up, NEM couplers and large Oleo buffers with blackened, turned metal heads. An extensive selection of bufferbeam detailing parts is provided, although you'll need good eyesight and some patience to fit them all!

As a standalone model, this new Type 4 should certainly appeal to 1980s era BR modellers, but it will really come into its own when the Farish Mk 2f DBSOs finally arrive - hopefully next year. Along with a short rake of Dapol Mk 3s, it will be possible to re-create those heady days when Haymarket '47/7s' raced backwards and forwards between Scotland's two biggest cities. **BRM**

FACT FILE

- ▶ **MODEL** Graham Farish 372-244 BR large logo blue Class 47/7 diesel 47711 *Greyfriars Bobby*
- ▶ **PRICE** RRP £119.95
- ▶ **AVAILABILITY** Graham Farish stockists
- ▶ **WORDS** Ben Jones
- ▶ **PHOTOGRAPHY** Andy York



The striking 1980s large logo blue sits well on the Farish Class 47.

GRAHAM FARISH 'MERCHANT NAVY'

For the first time since Tri-ang's TT model of 1959, we now have a ready-to-run Bulleid 'Merchant Navy' in original condition. **Graham Muspratt** and **Ben Jones** find out how it measures up.

For such a high-profile class with a wealth of evocative names and colourful liveries, the original air-smoothed 'Merchant Navies' have received surprisingly little attention from model manufacturers over the years. Hand-built brass masterpieces aside, the only previous attempt was a Tri-ang TT gauge model more than 50 years ago.

Step forward Graham Farish, which has addressed the shortage of good-quality N scale Southern Railway/Region locomotives with a new 1:148 scale model of Bulleid's flagship 'Pacific' design. After much speculation, OO gauge modellers will join the party in 2016 when Hornby releases an 'MN' in similar guise.

The models produced by Graham Farish represent members of the third batch of ten locomotives; Nos. 35021-030 built under the auspices

of the newly-formed British Railways and introduced to traffic between September 1948 and April 1950. This was more than three years after the last of the second batch was built in June 1945.

The third batch differed from the first 20 locomotives. Whilst maintaining the more angular body shape from the second batch they had the wedge shaped cab from new with three side windows and, as a weight saving measure, had a fabricated (rather than cast) trailing truck. They were also eventually paired with larger 6,000 gallon tenders on an asymmetrical wheelbase of 7' 4" + 7' 0" (as opposed to the 5,000gal and 5,100gal tenders of the first two batches with a 6' 6" + 6' 6" wheelbase).

It should also be noted that when

delivered Nos. 35021/022/024 were paired with 5,500gal 'Battle of Britain' tenders whilst Nos. 35026/027 were paired with 4,500gal 'West Country' class tenders due to a temporary shortage of 6,000gal tenders, then being built at Brighton.

Four versions have been produced by Graham Farish; No. 35024 *East Asiatic Company* in British Railways express passenger lined blue as carried between October 1950 and June 1951, No. 35023 *Holland-Afrika Line* in BR lined green with the early emblem (pictured) as carried between February 1952 and rebuilding in February 1957. Shown below, No. 35023 was one of only three 'MNs' not to carry BR lined blue (along with Nos. 35011/014). It is paired with

a 6,000gal tender in original condition with the high-sided raves running the length of the tank body.

No. 35028 *Clan Line* is being offered BR lined green with post-1956 late crest, the only 'Merchant Navy' to gain the late crest in original form, between August 1958 and being the last of the class to be rebuilt in October 1959. And finally, No. 35021 *New Zealand Line* in lined Malachite Green with BRITISH RAILWAYS lettering in yellow Gill Sans, as carried between receiving the correct 6,000gal tender in November 1948 and being repainted in BR Blue in November 1950.



Imposing outline of Bulleid's design has been well captured.



BR lined green livery is beautifully applied, from the lush satin finish to the pin-sharp printing of features such as the attractive maritime-style nameplates and BR emblems.

During the periods modelled No. 35028 was allocated to Nine Elms in London whilst the other three were all Exmouth Junction locomotives.

The standard of decoration on our sample was excellent, as it is on all the pre-production 'MN' models we've seen over recent months. The BR green has a lush satin finish and all printing is crisp and fine, right down to the legible 72A shedplate on the smokebox door and BR emblem.

Other aspects worthy of note include the brass cab window frames picked out in gold and the black-painted wheels, which are so much more convincing than the blackened metal or grey driving wheels on certain other large N gauge steam locomotives. Inside the cab, boiler backhead pipework, gauges and controls are picked out in the correct colours.

LOOKS

Even in this small scale, the additional bulk of the 'Merchant Navy' over its lighter sisters has been well re-created and the front end appearance is very convincing. Equally, the subtle curves of the air-smoothed casing are evident as they catch the light. The die-cast Bulleid-Firth Brown 'Boxpok' wheels are superbly modelled on both the locomotive and tender.

All four models capture the characteristic look of these locomotives extremely well, including finely moulded brake gear and external rodding and the rear tender ladders as separately fitted components. It is only the limitation of the scale (and need to negotiate tight curves) that has necessitated the only main omission of the footsteps that were attached the front buffers.



The 'MN' features plenty of fine detail in and around the cab, including a hinged metal fallplate, boiler backhead picked out in the correct colours and wedge-shaped cab roof.

Those wishing to complete the highly-detailed look can add the buffer steps, bufferbeam and cylinder drain pipework and various other small items supplied in the detailing pack. The bag also includes cab doors, a spare front bogie frame, a white headcode disc and what looks like an undecorated 'Golden Arrow' headboard. Illustrated instructions are provided to assist with positioning these items.

Mechanically, the 'MN' is similar to the Stanier 'Princess Coronation' reviewed late last year, and performs to the same high standard. The slimline coreless motor sits well within the air-smoothed casing and offers quiet, smooth operation.

The coupling between locomotive and tender is a standard Graham Farish arrangement with two wire leads

running between the driving wheel pick-ups and the six-pin DCC decoder socket in the tender. The body of the latter simply unclips and lifts off to reveal the socket and plenty of space for a small speaker should you wish to install DCC sound. Detachable Rapido-type couplers fit into NEM pockets front and rear, allowing easy exchange for the couplings of your choice.

With these 'Merchant Navies', Graham Farish can now provide suitable traction for its excellent SR Bulleid coaches, and Dapol's impressive Maunsell stock (**BRM** April 2015), as well as fast fitted goods using Farish SR 12t vans and 'Queen Mary' brake vans. Modellers of the post-war Southern Region now have the opportunity to assemble more realistic main line trains headed by this imposing and finely-detailed Bulleid 'Pacific'. Highly recommended. **BRM**



FACT FILE

- **MODEL** Graham Farish 372-311 BR early emblem lined green air-smoothed 'Merchant Navy' 4-6-2 No. 35023 Holland-Afrika Line
- **PRICE** RRP: £159.95
- **AVAILABILITY** Graham Farish stockists, see www.bachmann.co.uk
- **WORDS** Graham Muspratt and Ben Jones
- **PHOTOGRAPHY** Andy York

USEFUL LAYOUT ITEMS FROM GAUGEMASTER

A whole host of layout kits and items are back in stock at Gaugemaster. Here is **Howard Smith's** 'top five' pick of the mix for you to consider this month.



KADEE COUPLINGS

Tension lock couplings were designed decades ago and prioritise function over form. They still continue to perform their role, but so many other aspects of modelling are now more refined, better-looking and more discreet.

Nearly all UK models produced now sport a standard NEM 362

coupling housing and it makes changing the coupling type far easier.

Many North American modellers use working 'buckeye' style couplings as per the locomotives seen in that part of the world. These couplings are smaller than tension locks and don't dominate the appearance of the front of a

locomotive quite so much. Buckeye couplings are also seen in the UK in use on coaching stock (Mk 1-Mk 4s) and modern bogie wagons such as the Thrall-built BYAs and MBAs.

One such manufacturer of this type of coupling in model form is Kadee, based in White City, Oregon. For many years it has produced couplings that have been adopted by modellers over here as an alternative to the UK standard.

Four different lengths of Kadee are available, depending on what

item of rolling stock you're fitting them to. These are the 7.11mm (No. 17), 8.63mm (No. 18), 10.61 (No. 19) and 11.68mm (No. 20).

If you have coaching stock with short radius curves, you'll want to look at the longer couplings, but if you've more generous curves and want a more realistic coupling distance, opt for the shorter ones.

PRICE:

▶ £4.10 (2 pairs per pack)

VOLLMER PLASTIC KITS

The increase in numbers of fast-food eateries continues across towns and cities worldwide. Of modern and functional architectural style, they're now a fixture of modern urban life.

Whilst of no use to steam-era modellers, these plastic kits from Vollmer in both N and HO scales are part of a series of modern buildings that can easily fill the corner of a modern-image layout, offering an alternative to the habitual multi-storey car park, warehouse or shopping centre.

Here are three kits from the series you can look at - a McDonald's in HO (3634) and N (7766) and a Burger King in HO (3632). The HO models might be a little underscale, the most noticeable areas being the doors and ceiling heights, but if you avoid

placing them adjacent to OO buildings this shouldn't be noticeable.

You might even want to consider buying HO figures to place in and around them, or adding it to the rear of a layout to create forced perspective.

As far as kits go, these are pretty comparable to Airfix kits of yesteryear with injection moulded



PRICES:

- ▶ HO Burger King (43632) 200 x 148mm £37.00
- ▶ HO McDonald's Drive-Thru (43634) 176 x 158mm £30.00
- ▶ N McDonald's with McCafe (47766) 150x85 £34.50

structures on sprues that just need cutting, assembling and painting.

Also supplied in the box is a printed sheet containing transfers such as internal signage and flags.



LAYOUT LIGHTING

If you like photography as well as model railways, nothing quite beats an atmospheric night shot of an illuminated layout.

Layout lighting doesn't have to cost a fortune either. Under the 'Trainsave' brand are these lights for OO and N gauges. There are many different styles of lighting to choose from, and depicted here is just a very small selection. From left to right is an N gauge ornate gas street light, OO gauge modern double-head light, N gauge wall-mounted light and N gauge modern double-head light.

Four lamps are supplied per pack and depending on style have either an LED or grain of wheat bulb, plus a resistor to avoid frying anything too early. You'll need a 12V DC supply to light them.

You might want to trim some of the flash away from the plastic moulded lamps, and the brass heads around the grain of wheat bulbs might need a bend to straighten them, but otherwise they're very nice in appearance.

There is a vast difference in lighting used on just stations alone, and depending on the railway company and era, you'll probably want to make sure you get this aspect of your layout correct.

Bear this decorative range in mind next time you need some lights for a building, platform or street. Even if you don't light them, they still look quite good.

PRICES:

- ▶ N gauge ornate gas street light (TSV250) £10.95
- ▶ OO gauge modern double-head light (TSV217) £7.95
- ▶ N gauge wall-mounted light (TSV252) £10.95
- ▶ N gauge modern double head (TSV254) £10.95

GARDEN ACCESSORIES

For some reason, many layout owners seem to overlook boundaries on their models. Yes, many hedges are used, but if you like the sound of an alternative then here (seen below) are some laser-cut domestic fences that you can consider. The simpler of the two, GM451 has plain panels, the other, GM452, is of a more ornate style



with an upper lattice.

Both really look the part, with superbly neat cuts and relief to the sides. You could cut or twist the odd panel if you want to create an older-looking fence and some very light weathering will improve the appearance of both.

No garden is quite complete without a small tool shed either, and the one seen above is a good



PRICES:

- ▶ 1:76 scale (OO) wooden fence kit (GM451) £5.00
- ▶ 1:76 scale lattice wooden fence kit (GM452) £5.00
- ▶ 1:76 scale garden fence (GM453) £6.00
- ▶ 1:148 scale (N) wooden fence kit (GMKD51) £5.00
- ▶ 1:148 scale lattice wooden fence kit (GMKD52) £5.00
- ▶ 1:148 scale garden fence (GMKD53) £5.00

candidate for use on a layout. Cut from the same thin 1.2mm thick wood, all items are clearly labelled and assembly of the nine parts is so easy, you really can't go wrong.

Modellers in N gauge needn't despair as both fences and the shed are now available.

FORDHAMPTON BUILDING KITS

IDEAL FOR THE BEGINNER

This series of 1:76 scale kits was released under the Gaugemaster brand at the very end of last year. Formerly manufactured by Faller for Hornby, their main purpose is to get model railway newcomers started with the creative side of the hobby.

For this purpose alone, the kits are very good and a station building, footbridge, level crossing and GWR signalbox can be sourced for a fraction of the cost if you were buying ready-to-place buildings.

Harking back to the simple plastic Airfix-style kits of yesteryear, where a small amount of cutting, trimming, gluing and time is required, these kits aren't beyond the means of the utmost beginner to the hobby and a few hours spent on each should see rapid progress made. The plastic

sprues are pre-coloured, so even if you don't want to paint them just yet, they won't look completely out of place on your layout.

If you're a newcomer to the hobby and are looking to rapidly populate a layout without spending a fortune, these kits are a great way to get started and I fully recommend them.



PRICES:

- ▶ Fordhampton Station (GM401) 240mm x 73mm £24.95
- ▶ Fordhampton Signal Box (GM402) 94mm x 46mm £9.95
- ▶ Fordhampton Footbridge (GM403) 150mm x 220mm £16.95
- ▶ Fordhampton Level Crossing (GM404) 100mm x 120mm £10.95

Where to Buy...
 A Gaugemaster House, Ford Road, Arundel, West Sussex, BN18 0BN
 T 01903 884 488
 W www.gaugemaster.com

BACHMANN

DYNAMIS ULTIMA

Bachmann's flagship wireless digital control system has been revamped. **Howard Smith** finds out what has changed and how well it works.

As this issue goes to press, the Bachmann Dynamis Ultima by ESU should be arriving on the shelves of UK retailers. This latest DCC command control system is the successor to the firm's previous Dynamis Wireless system, and offers numerous improvements.

When I reviewed the ZTC611 controller from Taunton Controls last month I said that new

DCC systems aren't released that often, yet, this month, to my surprise, I'm reviewing another.

Dynamis Ultima promises a lot - even its name makes a bold statement on the packaging. You certainly won't miss these boxes on the shelves of model shops or stands at shows.

I'd seen packaging samples at Bachmann trade shows, and in essence it looks similar to the previous Dynamis model. So, what has changed and why the change of name?

A FUSION OF TWO CONTROLLERS

The Dynamis Ultima, like its predecessor is a complete DCC controller solution. Inside the box is everything you'll need to get started in the world of DCC. You'll note that the system is compact, making it easier to fit to a layout and better still, there aren't any wires from the controller, promising freedom of movement. In theory, you can wander about as you operate - follow a train for instance - and should you hear the dreaded clatter of wheels

THE HANDSET

The Dynamis handset is sturdy, being moulded in tough plastic. It feels like it could withstand a drop or two without completely self-destructing, although I'm not going to put it through that specific test for obvious reasons! The handset works with an infra-red signal and unlike other Wifi-based systems, it should be considered akin to a television remote. If you have a large layout passing through multiple rooms, don't expect the signal to pass through solid walls by magic - you'll either need another infra-red receiver or have to move around. Luckily, the first option is very easy as the Dynamis system is modular. A total of four handsets can be plugged-in and synchronised per base station - that's four operators on a layout at any one time - plenty of potential collisions to be had there, I'm sure. Adding another receiver is simple too, with clear

instructions on how to do it, just plug it in with an eight-pin cable and away you go. From the box this system is orientated for use by an individual, but for larger layouts or a club, as you can see, it isn't self-limiting.

A great deal of thought has gone into the user interface of the handset. It has an air of 'less is more' about it. The LCD screen has an optional back-lit blue tint for use in poor light conditions, rather than red or green, apparently to help the colour-blind with visibility.

- 1 Function buttons
- 2 Shift key for accessing functions 11-20
- 3 In-menu control buttons
- 4 Joystick for controls and speed
- 5 Direction button
- 6 Emergency stop button
- 7 Power button
- 8 Battery storage compartments

The Dynamis handset is simple and fits in the hands easily. It's quite light too, just as well for those prolonged running sessions at exhibitions.





Out with the old, and in with the new, although which one is which? Externally both handsets look the same - the new handset is seen right.

running over sleepers, you won't need to put your controller down to reach - just take it with you.

The previous generation of Dynamis could be expanded with an additional 'Pro-Box' allowing for more handsets, an output for the programming track, additional infrared receivers and connections to other devices. This meant spending more money to allow for expansion, before buying the extra handsets and receivers. It's no longer the case. Dynamis Ultima now has all the capabilities that the Pro-Box expansion pack offered, integrated as standard, rendering the additional unit surplus to requirements. So, expansion has been made easier on the wallet, but what else has changed to improve the system?

COVERING THE BASICS, AND MORE

For those already familiar with Bachmann's current Dynamis system, this new version offers the same features, but with some improvements. As you'd expect, like with most DCC systems, it has been designed for indoor use only, so keep it clear of damp shed conditions.

Dynamis Ultima can control the maximum number of locomotive functions - currently 20 under NMRA standards - and, up to 40 locomotives can be stored in the locomotive roster. This is useful to avoid having to remember and key-in all of those locomotive numbers, but most DCC handsets do that more or less already. Here's something that'll give many others a run for their money, this locomotive roster is synchronised across all of the connected handsets every minute or so. This means that if another operator has accessed any locomotive on the layout, even if you haven't, you'll find its address appear on your screen easily. Clever.

Dynamis is fully NMRA compatible too, and RailcomPlus decoder owners can make full use of feedback because this (as yet, non-NMRA standard) popular layer has been built-in too.

For OO gauge users, the 3 amps of power are sufficient for up to ten locomotives to run in background mode. This isn't as high as some of the other systems out there - Lenz for example with its LZV100 and 5 amps on tap springs to mind - but it's enough for most. If you think that operating ten locomotives at once isn't enough and that power might still be a problem, then you can look at the idea of adding a 5 amp booster module, soon to be made available separately. A new DIN connection to the rear of the command station facilitates this optional upgrade so that you can divide your layout into sections and power each one individually.

The track voltage can be adjusted easily via a potentiometer on the transformer that plugs into the wall. There's no scrolling through endless menus to find the right setting, making it easier. You should ideally set it lower for N scale, and higher for O or G scales. The higher the voltage,



Infra-red LEDs on the base station. The angle at which they point is the angle of operation, for obvious reasons. The receiver has reportedly been made more stable after earlier problems with infra-red interference.

the more ionisation will occur between the wheel and rail on dirty track, helping to burn through very small amounts of dirt.

Another new connection for the Dynamis is the 'standard B' USB port to the rear of the base station. This allows you to connect to a PC and run software to control or even automate your layout. Quite a few manufacturers are noticing the benefits of adding USB plugs to their systems and some use it to upgrade the on-board software if an improvement is made, although here, with Dynamis Ultima, that isn't possible. As for how many people actually use layout control software and fully automate their layout, the exact number remains

DYNAMIS KEY FEATURES

- ▶ Set and control short/long decoder addresses (up to 9,999)
- ▶ Add a 16 character name to describe a locomotive (or a 5/6 digit number)
- ▶ Configure locomotive function keys to either 'latch' or 'trigger'
- ▶ Operate universal and advanced consisting (according to decoder specification)
- ▶ Control 25 accessory decoders (100 accessory addresses such as points)
- ▶ Programming on main (POM) and on programming track
- ▶ Works with reverse loop modules

to be seen, but from Bachmann's point of view it's a way of 'keeping up with the Joneses' - this is a competitive market after all.

Bachmann has ruled out plans to develop and market its own brand of layout control software, instead, it is directing customers towards third-party software programs that can be downloaded.

WHAT'S IN THE BOX?



- 1 Controller handset 2 Selection of power leads 3 Base station 4 Infrared receiver extension 5 Jack lead (3mm) to connect to programming track
- 6 AC power transformer 7 Booster connection cable 8 Handset safety lanyard

STEP-BY-STEP QUICK-START GUIDE



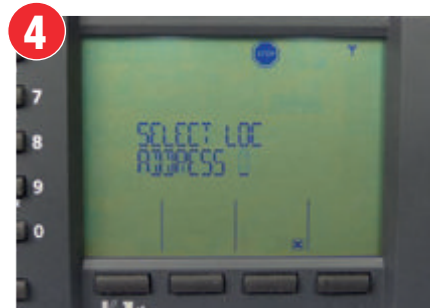
1 To switch on the handset, the button on the underside of the handset is slid sideways. Note to the left of the button, the hole to fit the lanyard. Four AAA-sized batteries are required per handset.



2 This is the default screen after start up, note address 3 - selected as default. Think of the buttons at the bottom of the handset akin to those on a cashpoint screen. The display above each one indicates what they do.



3 To select a locomotive address different than the default one is very simple. Just press the third button in from the left, situated beneath the two locomotives shown on screen.



4 The screen will ask you to key in any 3- or 4-digit locomotive address. Note the stop sign at the top of the screen indicating that currently no locomotives will operate, unless the emergency stop button is pressed.



5 Once the address is keyed in, it can be amended, cancelled or validated using any of the three buttons situated at the bottom of the screen.



6 We now have control of the locomotive with address 4471. To operate it, the emergency stop button is released. Should any incident on the layout be detected, this is also a fast way to stop all trains.



7 Again, using a very simple user interface, the locomotive can be accelerated using the throttle to the right. The speed steps are illustrated on screen, currently at four out of 28.



8 If we accelerate a bit more, you'll see the steps rise again. You can either flick through them one at a time using quick movements, or progress through the range by holding the throttle down.




9 You can see which functions are activated instantly to the left of the screen. Functions 1-10 are accessed by one simple press. To access functions 11 and above, the shift key (below button 0) must first be pressed.

ACCESSORY DECODERS

Accessing the accessory decoders is a simple task too. Just one press of a button gets you to a screen where you can key in the relevant address. The button is situated to the bottom left of the screen.

Once pressed, again just like with the locomotive addresses, you can key in the address and change the direction of the point or signal via the throttle switch.



THE VERDICT

I find the user interface just as easy to use as the previous Dynamis. The layout of the menus is simple and self-explanatory. In fact, the 'quick-start' user-guide included in the box wasn't even consulted on this occasion. For many who are familiar with the handset layout of the previous version, this one is no different, and it works in the same way.

But, I was disappointed when I used it to control the O gauge layout 'Gifford Street'. The handset has three infra-red LEDs to communicate with the base station, which in turn has five LEDs. But, take the handset more than four metres away from the base station and the signal is lost. This was found out the hard way, as a DCC sound-equipped Heljan Class 47 accelerated its way down a siding only to be saved by a hand before hitting the 'stops'.

I think this is where infra-red technology is at its limit. You really need to make sure the handset is always facing the base station, if you turn 90 degrees left or right, the signal is invariably lost. One of the main advantages of wireless technology is freedom of movement, but this system makes you feel tied to a relatively small area.

If you have a small layout measuring no more than a couple of square metres, I think you'll be fine, but if you are a club, with a larger layout, I think you'll need to give the idea of buying some additional receivers some serious extra thought.

Reliability is paramount, especially with DCC. This system is good, don't get me wrong, but with a longer range radio or Bluetooth signal instead, I think it could have been even better. **BRM**

BRM

NEXT MONTH

**ON SALE
JUNE 11TH!**

FOUR GREAT LAYOUTS!

Join us for a bunk around 'Hollowbeck' – a North Eastern outpost of BR steam in the 1960s, modelled in O gauge - and three more fascinating layouts covering very different subjects.

ALSO FEATURING...



Blackmill: Modern OO in NW England.



Loughborough Road: pre-Grouping OO



Brucklay: BR green diesels in EM.



PRACTICAL BRM

**BUILD A SELF-PROPELLED BR CRANE KIT
> DESIGN A STORAGE YARD FOR REALISTIC
OPERATION > MODEL A GROUNDED COACH
BODY > BUILD A SHUNTING TRACTOR**

**PLUS ALL THE LATEST NEWS, REVIEWS
AND OPINIONS FROM OUR INDUSTRY INSIDER...**

**FREE DVD FOR
EVERY READER!***

*And yes, that includes all subscription, newsstand and digital edition copies, both UK and overseas!

**Worth
£7.99!**



DATES FOR YOUR DIARY

CONTACT US

Diary Dates entries are published free of charge to bona fide model railway clubs and societies.

PLEASE SEND FULL DETAILS OF FORTHCOMING EVENTS TO

Diary Dates, **BRM**,
The Maltings,
West Street, Bourne,
Lincolnshire. PE10 9PH
Or, fax them on
01778 425437

EMAIL diarydates@warnersgroup.co.uk

WEBSITE Enter them on our website at www.model-railways-live.co.uk

MODEL RAILWAYS LIVE

Closing date for the July issue is May 20.


 Suitable for disabled visitors.

Whilst **BRM** makes every attempt to include all Diary Date events and exhibition dates, occasionally, due to limited space, we may have to leave some out. Gold (paid for) listings are always included.

EXHIBITIONS

SATURDAY MAY 16

 **Scunthorpe Modern Image Group**
Scunthorpe Modern Image Group, St Pauls Church Hall, Ashby High Street, Ashby, Scunthorpe, Lincolnshire DN16 2SQ
Saturday: 10.00 - 17.00 **Sunday:** 10.00 - 16.00 **Prices:** £3.50 adult, £2.00 child (5-15yrs), £3.00 OAP, £9.00 family (2 adults + 3 Children) **Contact:** Peter Fawcett
Email: peterfawcett125@yahoo.co.uk **Web:** www.scunthorpemodernimagegroup.co.uk

 **West Sussex Area Group of the 'N' Gauge Society Charity Show** St Margaret's Church, Arundel Road, Angmering, West Sussex
Saturday: 10.00 - 17.00 **Prices:** £4.00 adult, £2.00 child (3 - 15yrs), £3.00 OAP, £3.00 concessions(10) **Contact:** Nigel Appleton
Tel: 01403 734 190 **Email:** n.appleton888@btinternet.com **Web:** www.wsng.com

Bloxwich (St John's) Model Railway Exhibition St John's Methodist Church Victoria Avenue, Bloxwich, Walsall, West Midlands WS3 3HS **Saturday:** 10.00 - 4.30 **Prices:** £4.00 adult, £1.50 child, £3.00 OAP
Contact: John Hill **Tel:** 01922 475 557 / 07970 390 258
Email: bloxwichstjohnsmrc@orangehome.co.uk

Ely & District Model Railway Club Exhibition
City of Ely Community College Downham Road, Ely, Cambridgeshire CB6 2SH
Saturday: 10.30 - 16.30
Prices: £5.00 adult, £3.00 child (5 - 18), £4.00 concessions **Contact:** Derek Buck **Tel:** 01480 454 857
Email: crofters@ntlworld.com
Web: www.elymrc.org.uk

Lutterworth Railway Society Model Railway Exhibition
Lutterworth Sports Centre, Lutterworth, Leicestershire LE17 4RB **Saturday:** 10.00 - 16.30 **Prices:** £5.00 adult, £2.00 child, £9.00 family **Contact:** Harold Dunkley
Tel: 01788 310 354

South Downs Area Group of the 7mm Narrow Gauge Association SWING Model Railway Exhibition Felpham Community College (adjacent to Felpham Leisure Centre), Felpham, Bognor Regis PO22 8EL

Saturday: 10.00 - 16.30 **Prices:** £4.50 adult
Contact: Richard **Tel:** 07970 556 651
Web: www.swing.model-railway.org.uk

Mirfield Team Parish Music Group 6th Annual Model Railways Exhibition St. Mary's Church Community Centre, Church Lane, Mirfield, West Yorkshire WF14 9HU
Saturday: **Prices:** £3.50 adult, £2.00 child
Email: M.Drainsfield@BTinternet.com

SATURDAY MAY 16 TO SUNDAY MAY 17
Four Marks 11th Model Railway Exhibition Four Marks Village Hall, Lymington Bottom, Four Marks, Nr. Alton, Hampshire GU34 5AA
Saturday: 10.00 - 17.00
Sunday: 10.00 - 16.00 **Prices:** £4.00 adult, £2.00 child, £2.50 OAP, £10.00 family (2 + 2)
Tel: 01420 563 853

Lancashire & Yorkshire Model Rail Group
Lancashire & Yorkshire Model Rail Group - MRX Manchester Museum of Transport Boyle Street, Manchester M8 8UW
Saturday: 10.00 - 17.00 **Sunday:** 10.00 - 17.00 **Prices:** £6.00 adult, £5.00 concessions
Contact: **Tel:** 07561 179 117
Web: www.lydcc.org.uk

 **Middlesbrough Model Railway Club Exhibition 2015** Newport Settlement and Community Centre Union Street, Middlesbrough
Saturday: 10.00 - 17.00
Sunday: 10.00 - 16.00 **Prices:** £5.00 adult, £3.00 child, £4.00 concessions, £10.00 family (2 + 2) **Contact:** Carl Ellis **Tel:** 01642 802 892
Web: www.mboromrc.com

FRIDAY MAY 22

 **First Bangor MRC 25th. Annual Exhibition** First Bangor Presbyterian Church Halls Main Street, Bangor, County Down BT20 4AG **Friday:** 19.00 - 21.30
Saturday: 10.00 - 17.00
Prices: £5.00 adult, £2.00 child, £3.00 OAP, £3.00 concessions, £10.00 family (2+2)
Contact: Norman Bailey
Tel: 02891 467 891
Email: firstbangormrc@btinternet.com
Web: www.firstbangormrc.co.uk

FRIDAY MAY 22 TO SATURDAY MAY 23
First Bangor Model Railway Club Exhibition First Bangor Presbyterian Church Halls Main Street, Bangor, County Down BT20 4AG
Friday: 19.00 - 21.30 **Saturday:** 10.00 - 17.00 **Prices:** £5.00 adult, £2.00 child, £3.00

concessions, £10.00 family (2 + 2)
Contact: **Tel:** 02891467 891
Email: firstbangormrc@btinternet.com
Web: www.firstbangormrc.co.uk

SATURDAY MAY 23

Bridlington (Area) Railway Modellers and Train Enthusiasts Society (BARMATES)
Bridlington Model Railway Show Christ Church Hall Quay Road, Bridlington, East Yorkshire YO15 2AP **Saturday:** 10.00 - 16.00 **Prices:** £3.00 adult, £2.00 child, £2.50 concessions **Contact:** David Harrison **Tel:** 01262 603 309 **Web:** www.bridmodelrail.org.uk

Gravesend Railway Enthusiasts Society
Gravesend Model Railway Exhibition
Saturday: **Prices:** £3.50 adult, £1.50 child, £9.00 family **Contact:** Dakota Dibben
Tel: 07959 155 150
Email: info@dakotadibben.co.uk
Web: www.gres.org.uk

SATURDAY MAY 23 TO SUNDAY MAY 24

Hayle MRC & Duchy Railroaders Exhibition
Hayle Day Care Centre Commercial Road, Hayle, Cornwall TR27 4DE **Saturday:** 10.00 - 17.00
Sunday: 10.00 - 16.00 **Prices:** £4.00 adult, £2.00 concessions, £9.00 family (2 + 2)
Tel: 01209 712 261
Email: roger.lean@hotmail.co.uk
Web: www.haylemrc.org.uk

New Forest Model Railway Society Exhibition Brockenhurst Village Hall Highwood Road, Brockenhurst, Hampshire SO42 7RY
Saturday: 10.00 - 17.00 **Sunday:** 10.00 - 16.30 **Prices:** £4.00 adult, £2.50 child, £10.50 family (2+2) **Web:** www.nfmrs.co.uk

Risborough and District MRC Railx 2015 Model Railway Exhibition Stoke Mandeville Stadium Stadium approach, Aylesbury, Buckinghamshire HP21 9PP **Saturday:** 10.30 - 17.30 **Sunday:** 10.00 - 17.00 **Prices:** £8.00 adult, £5.00 child **Contact:** David Lane
Tel: 01296 437 475
Email: railexmanager@rdmrc.org.uk
Web: www.railex.org.uk

SUNDAY MAY 24

 **Osborns Models and Shady Lane Models North Devon Model Railway Show** Bideford Pannier Market Market Street EX39 2DL
Sunday: 10.00 - 16.00 **Prices:** £3.00 adult, £7.00 family **Contact:** Michael Pearce
Tel: 01237 423 453



-THE GCR- **MODEL EVENT**

MODEL RAILWAY & ENGINEERING EXHIBITION

In conjunction with The Soar Valley Model Railway Club

Fri 19th to Sun 21st June 2015
Over 60 Layouts

Across all 4 stations along the GCR

All gauges/scales

40 plus traders

60 plus layouts

10 demo layouts

Engineering

Travel on the real thing between stations

Get up close to life sized exhibits

Refreshments available at all stations

Tickets: £15

Includes all day travel &
entrance to all exhibition venues

Book online at www.gcrailway.co.uk

OPEN

10AM - 5PM Friday & Saturday

10AM-4PM Sunday

Great Central Railway Plc,
LE11 1RW
T: +44(0)1509 632323
www.gcrailway.co.uk
email: mre@gcrailway.co.uk



EVENT DIARY

SATURDAY MAY 30

Northolt Model Railway Annual Exhibition 2015 Northolt Village Community Centre Ealing Road, Northolt, Middlesex UB5 6AD
Saturday: 10.30 - 17.00 **Prices:** £3.00 adult, £2.00 child, £2.00 OAP, £7.00 family (2+2)
Contact: Colin Thompson
Web: www.northolt-mrc.org.uk

St Mary's (Benfleet) Model Railway Club St Mary's Church Hall, 376 High Road, Essex SS7 5HL **Saturday:** 10.00 - 16.00
Prices: £3.00 adult **Contact:** Robin French
Tel: 01277 225 206 **Email:** robinsnest.french@btinternet.com

SATURDAY MAY 30 TO SUNDAY MAY 31

East Lancashire Model Railway Organisation Charity Model Railway Exhibition Mill Hill Community Centre New Chapel Street, Blackburn, Lancashire BB2 4DT **Saturday:** 10.00 - 17.00 **Sunday:** 10.00 - 16.00 **Prices:** £4.00 adult, £2.00 child, £2.00 OAP, £10.00 family **Tel:** 07585 762 627
Email: elmro1@virginmedia.com
Web: www.elmro.org

Exeter Model Railway Exhibition 2015 The Matford Centre Matford Park Road, Marsh Barton, Exeter, Devon EX2 8FD **Saturday:** 10.00 - 17.00 **Sunday:** 10.00 - 16.00
Prices: £6.50 adult, £5.50 concessions **Tel:** 01392 421 906 **Web:** www.exemrs.co.uk

SUNDAY MAY 31

Barry Stockton Train & Toy Fair - Haydock Park Racecourse Haydock Park Racecourse Exhibition Centre, Haydock Park, Merseyside WA12 0HQ **Sunday:** 10.30 - 15.00 **Prices:** £2.00 adult, £0.50 child
Contact: Barry Stockton **Tel:** 01513 343 362
Web: www.barrystocktonfairs.co.uk

SRP Fontwell Fair - Fontwell Racecourse Fontwell, Arundel, West Sussex BN18 0SX **Sunday:** 10.00 - 14.00 **Prices:** £2.00 adult, £0.00 child

TUESDAY JUNE 2

The Enfield Transport Circle Presentation of Michael Massey, The Enfield Transport Circle First Floor Meeting Room, The Drill Hall Sports Club, Enfield EN2 6PJ **Tuesday:** 20.00 - 22.30
Prices: £3.00 adult **Contact:** Roger Elkin
Tel: 020 8363 0697 **Email:** rogerelkin@btinternet.com

SATURDAY JUNE 6

Wrec-rail, St Nicholas Church Hall, Rectory Lane, Little Bowden, Leicestershire LE16 8AS **Saturday:** 10.00 - 16.00 **Prices:** £3.00 adult, £0.00 child **Contact:** Richard Coleman
Email: Rcoleman757@btinternet.com

SATURDAY JUNE 6 TO SUNDAY JUNE 7

Chesterfield Railway Modellers The Peak Model Railway Exhibition Agricultural Business Centre Haddon Road, Bakewell, Derbyshire DE45 1AH **Saturday:** 10.00 - 16.00 **Sunday:** 10.00 - 16.00 **Prices:** £5.00 adult, £3.50 concessions, £12.00 family
Web: www.wingfieldrailwaygroup.co.uk

Strathclyde 0 Gauge Group Glasgow 2015 Pollokshaws Burgh Hall 2025 Pollokshaws Road, Glasgow G43 1NE **Saturday:** 10.00 - 16.00 **Sunday:** 11.00 - 16.00

Prices: £6.00 adult, £0.00 child, £5.00 concessions **Contact:** Bob McLay **Tel:** 01416 374 189 **Email:** bill.mccreath@tiscali.co.uk

SUNDAY JUNE 7

Liphook & District Model Railway Club Open Day St Peters Church Hall St Peters Road, Petersfield GU32 3HX **Sunday:** 10.00 - 16.00 **Prices:** £10.00 adult
Contact: Tony Bettger **Tel:** 01482 741 551
Email: tony@bettger.net
Web: www.millandvalleyrailway.co.uk

SATURDAY JUNE 13

23rd Alresford Festival of Toy Trains 2015 Perin's Community School Pound Hill, Alresford, Hampshire SO24 9BS **Saturday:** 10.30 - 16.30 **Prices:** £5.00 adult, £3.00 child, £14.00 family **Contact:** Bob Leggett
Tel: 01962 733 475
Email: bob.leggett@tesco.net
Web: www.alresford-toy-trains.org.uk

Bert Etherington Model Railway Exhibition Patcham Methodist Church Ladies Mile Road, Brighton BN1 8QE **Saturday:** 10.00 - 16.30
Prices: £3.00 adult, £2.00 concessions **Contact:** Bert Etherington **Tel:** 01273 230 088

SATURDAY JUNE 13 TO SUNDAY JUNE 14

Chatham Model Railway Show 2015 Medway Park Leisure Centre Mill Road, Gillingham, Kent ME7 1HF **Saturday:** 10.00 - 17.00 **Sunday:** 10.00 - 16.00 **Prices:** £7.00 adult, £0.00 child
Contact: David Holman **Tel:** 07552 777 718
Web: www.chathamshow.co.uk

Shepton & District Model Railway Society Exhibition Douling Village Hall 18 Chelynych Park, Douling, Shepton Mallet, Somerset BA4 4PL **Saturday:** 10.30 - 16.30 **Sunday:** 10.00 - 16.00 **Prices:** £4.00 adult **Contact:** John Perrett **Tel:** 01761 232 950

SUNDAY JUNE 14

Mid Devon Model Railway Exhibition Tiverton Pannier Market, Market Square, Tiverton, Devon EX16 6NH **Sunday:** 10.00 - 15.00 **Contact:** Chris Firth **Tel:** 01884 243 351 / 07815 791191 **Email:** tivertonmarket@middevon.gov.uk

Corby & District Model Railway Society C&DMRS Wilbarston Exhibition 2015 Wilbarston Village Hall, Carlton Road, Wilbarston, MARKET HARBOUROUGH, Leicestershire LE16 8QD **Sunday:** 10.00 to 16.00 **Prices:** £4.00 adult, £2.00 child (2 - 16 years), £3.00 OAP, £3.00 concessions, £10.00 family (2 Adults + 2 Children) **Contact:** Kevin Emsley **Tel:** 07505 377 956 **Email:** kevmav.amsley@ntlworld.com
Web: www.cdmrs.co.uk

SATURDAY JUNE 20

Gloucester Model Railway Show Hucclecote Methodist Church Hall, Carisbrooke Road, Gloucester GL3 3QP **Saturday:** 10.00 - 17.00 **Prices:** £3.00 adult, £1.50 child, £2.00 concessions **Contact:** Alan Postlethwaite
Tel: 01452 770 447
Email: alanfpost@googlemail.com
Web: www.Gloucester Transport History

Pennine Model Railway Society Saddleworth Museum High Street, Saddleworth, Oldham, Lancashire OL3 6HS **Saturday:** 10.00 - 16.00 **Prices:** £2.50 adult, £0.00 child (0-

OPEN DAYS

SUNDAY MAY 17

Chichester & District Society of Model Engineers Chichester Model Engineers "Steam on Sunday" Open Afternoon Blackberry Lane off Bognor Road, Chichester (East), West Sussex PO19 2FS **Sunday:** 14.00 - 17.00 **Web:** www.cdsme.co.uk

SATURDAY MAY 23

Wimbledon Model Railway Club Annual Open Day The Clubrooms St Marks Family Centre, St Marks Road CR4 2LS **Saturday:** 10.00 - 17.00 **Prices:** £0.00 adult **Contact:** Peter Hardy

SATURDAY MAY 30

Hillingdon Railway Modellers Test Track Open Day Yiewsley Baptist Church Cornerstone Centre, 74 Colham Avenue, Yiewsley, Middlesex UB7 8HF **Saturday:** 10.00 - 16.00 **Prices:** £4.00 adult **Contact:** Peter **Tel:** 02083 684 090

SUNDAY MAY 31

Bridport and District Model Railway Club Open Day Askerswell Village Hall Askerswell, Bridport, Dorset DT2 9EW **Sunday:** 11.00 - 15.00 **Prices:** £0.00 adult **Contact:** Douglas Beazer

SATURDAY JUNE 6 TO SUNDAY JUNE 7

Shildon Model Railway Open Days Exhibition Locomotion: the National Railway Museum, Shildon, Durham DL4 1PQ **Saturday:** 10.00 - 17.00 **Sunday:** 10.00 - 17.00 **Contact:** Dave Walker **Tel:** 01325 310 899 **Email:** delfics4dave@btinternet.com
Web: www.shildonmrc.com

SUNDAY JUNE 21

Chichester & District Society of Model Engineers Chichester Model Engineers "Steam on Sunday" Open Afternoon Blackberry Lane off Bognor Road, Chichester (East), West Sussex PO19 2FS **Sunday:** 1400 - 1700
Contact: Mr Earnshaw-Mansell
Tel: 07954 051 594

15yrs), £2.50 OAP, £2.50 concessions **Contact:** Graeme Royston **Tel:** 07787 840 672 **Email:** graemeroyston@hotmail.com

The 2mm Scale Association

The 2mm Scale Association 2015 Expo, Chelford Village Hall Knutsford Road, Chelford SK11 9AS **Saturday:** 10.00 - 16.30 **Prices:** £5.00 adult
Contact: Jim Allwood **Email:** events@2mm.org.uk **Web:** www.2mm.org.uk/events

North Wales N Gauge Group Exhibition

St.Mary's & St. John's Halls Rosehill Street, Conwy LL32 8LD **Saturday:** 10.00 - 16.00
Prices: £4.00 adult, £3.00 concessions **Contact:** John Lewis **Tel:** 01492 572 633

Trent Valley North American Modellers 2015

Show Armitage with Handsacre Village Hall Shropshire Brook Road, Armitage, Staffordshire WS15 4UZ **Saturday:** 10.00 - 16.00 **Prices:** £5.00 adult **Web:** www.tvnam.co.uk

SATURDAY JUNE 20 TO SUNDAY JUNE 21

Gainsborough Model Railway Society Florence Terrace, (Near Tesco car park), Gainsborough, Lincolnshire DN21 1BE **Saturday:** 13.30 - 18.00 **Sunday:** 13.30 - 18.00 **Prices:** £4.00 adult, £3.00 child, £3.00 OAP, £10.00 family (2+2) **Contact:** M A Clapham **Tel:** 01427 615 871
Email: gmrcontact@gmail.com
Web: www.gainsboroughmodelrailway.co.uk

SATURDAY JUNE 20 TO SUNDAY JUNE 21

Mere Model Railway Exhibition Mere Lecture Hall Salisbury Road BA12 6HA **Saturday:** 10.00 - 16.30 **Sunday:** 10.00 - 16.30 **Prices:** £4.00 adult, £2.00 child
Contact: Tom Snook **Tel:** 01747 861 977

SUNDAY JUNE 21

Wallingford Model Railway Exhibition St John's Primary School St John's Road, Wallingford, Oxfordshire OX11 9AG **Sunday:** 10.00 - 16.30
Prices: £4.00 adult, £1.50 child, £10.00 family **Contact:** Dakota Dibben
Tel: 07595 255 150
Web: www.gres.org.uk

SATURDAY JUNE 27

Enfield Town Model Railway Exhibition St Paul's Centre Enfield Town, Middlesex EN2 6PR **Saturday:** 10.30 - 17.00
Prices: £3.00 adult
Tel: 01992 639 361
Web: www.enfield-town-mrc.org.uk

SATURDAY JUNE 27 TO SUNDAY JUNE 28

Perth Model Railway Exhibition Dewars Ice Rink Glover Street, Perth PH2 0TH **Saturday:** 10.00 - 17.3
Sunday: 10.00 - 17.00
Prices: £6.00 adult, £3.00 child, £15.00 family (2 + 2) **Contact:** Stan Mough
Tel: 07588 754 959
Web: www.perthmrc.org.uk

John Sutton Books and Models Narrow Gauge and Industrial Model Railway Exhibition Avoncroft Arts Community Centre Birmingham Road, Stoke Heath, Near Bromsgrove, Worcestershire B60 4JR **Saturday:** 10.00 - 16.30
Sunday: 10.00 - 16.00
Prices: £4.00 adult, £2.00 child, £3.50 concessions
Contact: John Sutton

	<p>Supporting LOSTWITHIEL TOY FAIR Sunday 28th June</p>	<p>LISKEARD RAILWAY MODELS Station Road, Liskeard, Cornwall PL14 4BX TEL: 01579 349950 www.liskeardrailwaymodels.co.uk Email: info@liskeardrailwaymodels.co.uk</p>		
				

Modellers Mecca

The West Midlands Largest Model Railway Specialist.
New, Used & Part Exchange.



Large selection of Scenic Materials



Professional Weathering Services



Friendly & Knowledgeable Staff

Come and Browse Our
Extensive Shop, with
Knowledgeable and
Welcoming Staff at:

**450 Albion Street
Wall Heath
Kingswinford
West Midlands
DY6 0JP**

Opening Times:

**Mon: 09.30 - 14.00
Tue: 09.30 - 17.30
Wed: 09.30 - 17.30
Thur: 09.30 - 14.00
Fri: 09.30 - 17.30
Sat: 09.30 - 16.00**

Tel: 01384 278 206

www.modellers-mecca.co.uk

Spend Over £50 Online and Get FREE POSTAGE

FOLLOW US ON



The World's Premier Train Auction House

OO GAUGE

Vectis
AUCTIONS LTD
COLLECTABLE TOY SPECIALISTS

HORNBY

Friday 15th May 2015
Model Train Sale - Thornaby 10.30am

The Train sale to be held at Thornaby features further Mainline OO Gauge items from a Palitoy Rep plus ex shop-stock railway accessories.

Also included is a good selection of Hornby China, Hornby Railways, Lima, Wrenn, Hornby Dublo and a quantity of Marklin from overseas.

The sale concludes with our usual good selection of General Trains.

Next sale date Saturday 6th June 2015
at **The Benn Hall, Rugby**



Tel: 01642 750616
e-mail admin@vectis.co.uk
www.vectis.co.uk

Fleck Way, Thornaby, Stockton-on-Tees, TS17 9JZ

FINE SCALE BRASS

NEW FOR 2015 - O Gauge ready to run BR 9F 2-10-0

All Brass hand built construction. Stove enamel finish in lined BR Green or standard black. Vermilion between frames. All axles sprung, coined brass wheels with stainless steel tyres. Powerful 'Faulhaber' motor + LHL/FM gearbox as befits the prototype and driving rear coupled axle. DCC, sound, smoke & weathering available at extra cost.

Picture shows pre-production prototype.

Three versions fully finished pre-order price (saving £200 on launch price) -£2000.00 Evening Star, £1850.00 single or double chimney black. Available with variations of lamp brackets, front steps and choice of BR1B/C/E & F tenders. Prices include VAT & insured UK delivery. Credit/Debit cards at no extra cost (excluding Amex). Order now, limited numbers available.

Visit our new website www.finescalebrass.co.uk to see the ever expanding range,
or contact us on 01132761759 for our latest list.

Email: john@finescalebrass.co.uk. Major credit cards accepted without premium.

Finescalebrass (UK) Ltd, Unit 5, Matrix Court, Leeds, LS11 5WB





Locomotion, the National Railway Museum at Shildon will be host to a toy and train fair on July 4 and 5. See details below in gold.

TRAIN & TOY FAIRS

SATURDAY MAY 16

Tony Oakes (Fairs) Stoke-on-Trent
Fenton Community Centre Manor Street, Fenton,
Stoke on Trent ST4 2PT 10.30 - 14.00 **Prices:**
£1.00 adult **Contact:** Tony Oakes
Tel: 01270 652 773

SUNDAY MAY 17

SRP Toy Fairs Herne Bay The Kings Hall
The Beacon Hill, Herne Bay, Kent CT6 5BA
Sunday: 10.00 - 14.00 **Prices:** £2.00 adult
Contact: Gerald Widdowson **Tel:** 07739 998
012 / 01322 662 729 **Email:** srptoys1@
hotmail.co.uk **Web:** www.srptoyfairs1.co.uk

SATURDAY MAY 23

SRP Toy Fairs - Henfield
Henfield Hall, Henfield, West Sussex BN5 9DB
Saturday: **Prices:** £2.00 adult
Contact: Gerald Widdowson **Tel:** 07739 998
012 / 01322 662 729 **Email:** srptoys1@
hotmail.co.uk **Web:** www.srptoyfairs1.co.uk

SUNDAY MAY 24

SRP Toy Fairs - Orpington
Crofton Halls, Station Road, Orpington, Kent BR6
8PR **Sunday:** 10.00 - 14.00 **Prices:** £2.00
adult **Contact:** Gerald Widdowson **Tel:** 07739
998 012 / 01322 662 729 **Email:** srptoys1@
hotmail.co.uk **Web:** www.srptoyfairs1.co.uk

MONDAY MAY 25

SRP Toy Fairs - Rayleigh Swayne Park School
Sir Walter Raleigh Drive, Rayleigh, Essex SS6
9BZ **Monday:** 10.00 - 14.00 **Prices:** £2.00
adult **Contact:** Gerald Widdowson **Tel:** 07739
998 012 / 01322 662 729 **Email:** srptoys1@
hotmail.co.uk **Web:** www.srptoyfairs1.co.uk

SUNDAY MAY 31

SRP Toy Fairs - Fontwell The Racecourse
Fontwell Avenue, Fontwell, West Sussex BN18
0SX **Prices:** £2.00 adult **Contact:** Gerald
Widdowson **Tel:** 07739 998 012 / 01322 662
729 **Email:** srptoys1@hotmail.co.uk
Web: www.srptoyfairs1.co.uk

SATURDAY JUNE 6

Ray Heard train & Toy Fair Exeter
The Matford Centre Matford Park Road, Marsh
Barton, Exeter, Devon EX2 8FD **Saturday:** 10.00

- 15.00 **Prices:** £2.00 adult **Contact:** Ray
Heard **Tel:** 01823 480 097 / 07717 278 420
Email: rayheard66@btinternet.com

SUNDAY JUNE 7

SRP Toy Fairs - Dartford Dartford Science &
Technology College Heath Lane, Dartford, Kent
DA1 2LY **Sunday:** 10.00 - 14.00 **Prices:** £2.00
adult **Contact:** Gerald Widdowson **Tel:** 07739
998 012 / 01322 662 729
Email: srptoys1@hotmail.co.uk
Web: www.srptoyfairs1.co.uk

THURSDAY JUNE 11

Joe Lock Theydon Bois Toy & Train Fair
Theydon Bois Village Hall Coppice Row (B172),
Theydon Bois, Essex CM16 7ER **Thursday:**
19.00 - 21.00 **Prices:** £1.00 adult
Contact: Joe Lock **Tel:** 07866 641 215

SATURDAY JUNE 13

**Malcolm Townsend Nottingham Toy &
Train Fair** Bluecoat Academy Aspley Lane,
Nottingham, Nottinghamshire NG8 5GY
Saturday: 10.00 - 14.00 **Prices:** £2.00 adult
Contact: Malc **Tel:** 07951 072 790 01623 722
115 **Email:** malctown@hotmail.co.uk
Web: www.tttf.co.uk

SUNDAY JUNE 14

SRP Toy Fairs - Rayleigh Swayne Park School
Sir Walter Raleigh Drive, Rayleigh, Essex SS6
9BZ **Sunday:** 10.00 - 14.00 **Prices:** £2.00
adult **Contact:** Gerald Widdowson **Tel:** 07739
998 012 / 01322 662 729
Email: srptoys1@hotmail.co.uk
Web: www.srptoyfairs1.co.uk

SUNDAY JUNE 21

Jim Corr Chester le Street Toy & Train Fair
Park View School North Lodge, Lombard Drive,
Durham DH3 4BB England **Sunday:** 10.30 -
15.30 **Prices:** £2.50 adult, £1.50 child, £1.50
OAP **Contact:** Jim Corr
Email: jim_corr73@hotmail.co.uk

**Malcolm Townsend Ashfield Toy &
Train Fair** Festival Hall Hodgkinson Road,
Kirkby-in-Ashfield, Nottinghamshire NG17 7DJ
Sunday: 10.00 - 15.00 **Prices:** £2.00 adult
Contact: Malcolm **Tel:** 07951 072 790 **Email:**
malctow@hotmail.co.uk **Web:** www.tttf.co.uk

OTHER EVENTS

SUNDAY JUNE 7

**Sudbury Model Railway Club Presents a
Hobbies Day** St Peters Church
Market Hill, Sudbury, Suffolk CO10 2EA
Sunday: 10.30 - 15.30 **Contact:** Peter
Worton **Tel:** 01787 371 758
Web: www.sudburymrc.org.uk

SATURDAY JUNE 13

**Clarke & Simpson Auction Centre
Charity Model Railway Exhibition**
Saturday: 10.00 - 17.00 **Prices:** £4.50
adult, £2.00 child, £12.00 family
Contact: Rosamund **Tel:** 01728 746 847

SUNDAY JUNE 14

**Purbeck Railway Circle - Annual
Summer Outing**
Email: gensec@purbeckrailwaycircle.org.
uk **Web:** www.swanagerrailway.co.uk

FRIDAY JUNE 19 TO SUNDAY JUNE 21

**The Great Central Railway - Model
Event** Great Central Railway Great Central
Road, Loughborough, Leicestershire LE11
1RW England **Contact:** Michael Stokes
Tel: 01509 632 315

SATURDAY JULY 4 TO SUNDAY JULY 5

**Locomotion National Railway Museum
Shildon - Toy & Train Fair** Locomotion,
Soho St, Shildon, Co Durham DL4 1PQ
Contact: Keith Alcock
Saturday: 10.00 - 17.00 **Sunday:** 10.00
- 17.00 **Tel:** 07804 586 477
Email: nedcc1985@outlook.com

SRP Toy Fairs - Orpington Crofton Halls
Station Road, Orpington, Kent BR6 8PR
Sunday: 10.00 - 14.00 **Prices:** £2.00 adult
Contact: Gerald Widdowson
Tel: 07739 998 012 / 01322 662 729
Email: srptoys1@hotmail.co.uk
Web: www.srptoyfairs1.co.uk

WEDNESDAY JUNE 24

Joe Lock Hoddesdon Toy & Train Fair
Sheredes School Cock Lane, Hoddesdon,
Hertfordshire EN11 9JY
Wednesday: 19.00 - 21.00
Prices: £1.00 adult **Contact:** Joe Lock
Tel: 07866 641 215

SATURDAY JUNE 27

SRP Toy Fairs - Hawkinge Hawkinge
Community Centre Heron Forstal Avenue,
Hawkinge, Kent CT18 7FP **Saturday:** 10.00 -
14.00 **Prices:** £2.00 adult
Contact: Gerald Widdowson **Tel:** 07739 998
012 / 01322 662 729
Email: srptoys1@hotmail.co.uk
Web: www.srptoyfairs1.co.uk

SUNDAY JUNE 28

SRP Toy Fairs - Worthing Charmandean
Centre Forest Road, Worthing BN14 9HS 10.00
- 14.00 **Sunday Prices:** £2.00 adult **Contact:**
Gerald Widdowson **Tel:** 07739 998 012 /
01322 662 729 **Email:** srptoys1@hotmail.co.uk
Web: www.srptoyfairs1.co.uk

MEETINGS & TALKS

SUNDAY MAY 17

**Rusper Model Railway Club - Operating
Meeting** Rusper Model Railway Club
Pickhurst, Nr Bromley, Kent **Contact:** Tim
Crumplin **Email:** www.ruspermrc.co.uk

THURSDAY MAY 21

Lutterworth Railway Society The United
Reformed Church George Street, Lutterworth,
Leicestershire LE17 4EF **Thursday:** 19.30
Contact: Dave Hanger **Tel:** 01455 203 307
Web: www.lutterworthrailwaysociety.webplus.
net

MONDAY JUNE 1

**Mirfield Railway Enthusiasts Society -
Members Night, Bring Your Own Slides
etc** The Navigation Tavern Station Road,
Mirfield, West Yorkshire WF14 8LG
Monday: 19.30 **Contact:** Pete Whitworth
Tel: 01924 498 451

TUESDAY JUNE 2

**Southern Electric Group - South
Hampshire Branch** Eastleigh Railway
Institute Romsey Road **Prices:** £3.00 adult
Contact: John Goodrich **Tel:** 02380 670 028

THURSDAY JUNE 4

**Lutterworth Railway Society - Swiss
Railways** The United Reformed Church
George Street, Lutterworth, Leicestershire
LE17 4EF **Thursday:** 19.30 **Contact:** Dave
Hanger **Tel:** 01455 203 307 **Web:** www.
lutterworthrailwaysociety.webplus.net

SUNDAY JUNE 21

**Rusper Model Railway Club - Operating
Meeting** Rusper Model Railway Club
Pickhurst, Nr Bromley, Kent
Contact: Tim Crumplin
Web: www.ruspermrc.co.uk

THE EXE MODEL RAILWAY SOCIETY PRESENTS

EXETER MODEL RAILWAY SHOW 2015

The Matford Centre, Matford Road, Marsh
Barton, Exeter, EX2 8FD
(Adjacent to Matford Park & Ride)

Saturday May 30th

10.00am—5.00pm

Sunday 31st May

10.00am—4.00pm

Facilities;
Over 35 Exhibits with
20+ specialist trade
stands
Modelling
Demonstrations
Refreshments available
in The Stockmans
Restaurant
Venue is wheelchair
accessible

Admission fees;
ADULTS :£6.50
CONCESSIONS : £5.50
CHILDREN: FREE
(With accompanying
paying adult)
Free Parking
(Limited Sunday AM)

Check website for latest
information, directions etc

Contact; www.exemrs.co.uk or Call 01392 421906

SQUIRES

MODEL & CRAFT TOOLS

100 London Rd, Bognor Regis, West Sussex PO21 1DD

Tel 01243 842424, Fax 01243 842525

Email sales@squirestools.com www.squirestools.com

**Squires will be exhibiting at the following shows in 2015 –
Diary updated as bookings are confirmed.**

May 9 - PORTSMOUTH Victory Model Rail Exhibition, Admiral Lord Nelson School, Dundas Lane, Portsmouth, **P03 5XT**. 10-4.

May 9 - READING Assoc of Larger Scale Railway Modellers Trade Show & Exhibition, Rivermead Leisure Centre, Reading. **RG1 8EQ**. 10-4.

May 9/10 BARROW-UPON-SOAR, Humphrey Perkins High School, Barrow-Upon-Soar, Nr Loughborough, Leicestershire. **LE12 8JU**. Sat 10 - 5/Sun 10 - 4.

May 16 BOGNOR REGIS South Downs 7mm NGA Group Model Railway Exhib, Felpham Community College, Felpham, Bognor Regis. **PO22 8EL**.

May 16/17 - MIDDLESBOROUGH Model Rail Exhibition, Settlement Community Centre, Union St, Middlesbrough, **TS1 5NQ**. Sat/Sun 10-5.

May 30 - CLECKHEATON GOG Trade Convention & Exhibition, Whitcliffe Sports Centre, Turnsteads Ave, Cleckheaton, W.Yorks. **BD19 3AQ**. 10-4.

June 6/7 - SHILDON, Model Railway Ex, Locomotion Museum, Shildon **DL4 1PQ** Sat/Sun 10-5.

June 6/7 - DONCASTER MODEL BOAT SHOW Doncaster Deaf Trust, Leger Way, Doncaster. **DN2 6AY**. Sat 10-5/Sun 10-4 Free Parking - Camping on Site (Chargeable) & Restaurant

June 6/7 - GLASGOW 'O' Gauge Model Railway Ex, Pollokshaws Burgh Hall, Pollokshaws Road, Glasgow. **G43 1NE**. Sat 10 - 4pm, 11 - 4pm *Plenty of Free Parking - Close to Railway Station*

June 27/28 - PERTH Model Railway Ex, Dewars Ice Rink, Perth, **PH2 0TH**. Sat 10-6, Sun 10-5.

Aug 1/2 - SOUTHWOLD Waveney Valley Model Railway Exhibition, Saint Felix School, Southwold. **IP18 6SD**. Sat 10-5, Sun 10-4.30

Aug 8 - BEXHILL Model Railway Exhibition, St. Richards Catholic College, Ashdown Road, Bexhill-on-Sea, East Sussex. **TN40 1SE** Sat 10 - 5pm

Aug 15/16 - BUTTERLEY Midland Railx 2015 Model Railway Exhibition, The Midland Railway - Butterley Station, Ripley, Derbyshire **DE5 3QZ**, Sat/Sun 10 - 5pm

Aug 22/23 - SKIPTON & DISTRICT RAILWAY SOCIETY Model Railway Exhibition, Ermysteds Grammar School, Gargrave Rd, Skipton, BD23 1PL. Sat 10-5/Sun 10-4 *NEW Dates & Venue* Plenty of FREE Parking

Sept 5/6 - TELFORD GUILDEX 2015 O Gauge Exhibition & Trade Show, Telford Ex Centre, St. Quentin Gate, Telford, **TF3 4JH**. Sat 10-5, Sun 10-4.

Sept 12/13 - SWINDON Railway Festival STEAM Museum of the Great Western Railway, Fire Fly Ave, Swindon, **SN2 2EY** Sat/Sun 10-5 Tel 01793 466646, Email: steammuseum@swindon.gov.uk

Sept 19 - CRAWLEY - Seaboard-Southern Railroad Club American Model Railway Exhibition Claris Centre, West Green Drive, Crawley, **RH11 7EL**. *New Venue* Saturday 10 - 5

Sept 19/20 - AYR Model Railway Exhibition The Citadel Leisure Centre, Ayr. **KA7 1JB**. *Modern Venue with easy access & FREE car parking.* Saturday 10 - 5 / Sunday 10 - 4

Sept 26/27 HALIFAX Model Railway Exh, North Bridge Leisure Centre, Halifax, **HX1 1XH**. Sat/Sun 10 - 5.

Sept 26/27 WORTHING Model Railway Exhibition, Durrington High School, The Boulevard, Durrington, Worthing, **BN13 1LA** Sat 10 - 4.30 **Enlarged show this year - Extra Hall of Exhibits and layouts**

Oct 3/4 PORTSMOUTH Fareham & District Model Railway Exhibition, Fareham Leisure Centre, Park Lane, Fareham, Hampshire, **PO16 7JU**. Saturday 10-5.30, Sunday 10.00 - 16.30. *Note New Bigger Venue*

Oct 10/11 ALDERSHOT Farnham Model Railway Club Exhibition, Connaught Leisure Centre, Tongham Road, Aldershot, Hants. **GU12 4AS**. Sat 10-5, Sun 10 - 4.30

Oct 10/11 - SHILDON, Model Railway Ex, Locomotion Museum, Shildon, **DL4 1PQ** Sat/Sun 10-5.

Oct 10/11 - DUNDEE Model Railway & M/Show Sports Centre, Mains Loan, Dundee, **DD4 7AA**

Oct 17/18 CARDIFF Model Railway Show, Ysgol Gyfun Gymraeg, Llandaff North, Cardiff, **CF14 2JL**

Oct 17/18 - UCKFIELD Model Railway Exhibition, Uckfield Civic Centre, Uckfield. **TN22 1AE** Sat/Sun 10-5.

Oct 24/25 - ABERDEEN Model Railway Exhibition RGU, Garthdee, Aberdeen, **AB10 7GE** Sat 10-6/Sun 10-4.

Oct 24/25 - HAZEL GROVE STOCKPORT Hazel Grove & District Model Railway Society Exhibition, Hazel Grove Recreation Centre, Jacksons Lane, Hazel Grove, Stockport, Cheshire, **SK7 5JX** Sat 10 - 5, Sun 10-4.

Oct 31/Nov 1 - LEEDS Model Railway Exhibition, The Grammar School, Alwoodley Gates, Harrogate Road, Leeds, **LS17 8GS** Sat/Sun 10 - 5.

Oct 31/Nov 1 - WIMBLEDON Model Railway Show, Carshalton Boys Sports College, Winchcombe Road, Carshalton, Surrey. **Satnav - Cars - SM5 1QS/Pedestrians use SM5 1RW** Sat/Sun 10 - 5.

Nov 7 - HIGH WYCOMBE - WYCRAIL 15 Model Railway Exhibition, Cressex Community School, Cressex Road, High Wycombe Bucks **HP12 4UD**. Sat 10 - 5

Nov 7/8 - TELFORD IPMS SCALE MODEL WORLD 2015 Telford Exhibition Centre, St. Quentin Gate, Telford, **TF3 4JH**, Saturday 10 - 6, Sunday 10 - 4.00 Free Entry for IPMS Members.

Nov 7/8 - BARNESLEY Model Railway Exhibition, Hoyland Leisure Centre, West St, Hoyland, Barnsley, South Yorkshire **S74 9HE**, Sat/Sun 10 - 5. www.barnsleymrc.org.uk

Nov 14/15 SPALDING Model Railway Exhibition, Springfields Event Centre, Camelgate, Spalding, **PE12 6ET**, Sat 10-5, Sun 9.30 - 4.30.

Nov 20 - 22 - WAKEFIELD 53rd Model Railway Exhibition, Thornes Park Athletics Stadium, Horbury Road, Wakefield, **WF2 8TY** Friday (evening 5.30pm - 9pm, Sat 10 - 6pm, Sun 10 - 5pm.

Nov 21 - PORTSMOUTH South Hants Model Rail Exhibition, The Admiral Lord Nelson School, Dundas Lane, Portsmouth, **P03 5XT**. Sat 10.30 - 4.30 **Plenty of Free Parking**

Nov 21/22 - WORKINGTON Model Rail Show, University of Cumbria, Energen Building, Blackwood Rd, Lillyhall Estate, Workington, Cumbria, **CA14 4JW**. Sat 10 - 5, Sun 10 - 4.

New Tools Shop Extension Opening Soon - New Printed Mail Order Catalogue to be published soon - reserve your copy now. Exhibition Invitations always welcomed.

Perth & District MRC presents

A Celebration of Model Railways 2015

The Dewars Centre, Glover Street, Perth PH2 0TH

Saturday June 27th 10.00 am - 5.30 pm

Sunday June 28th 10.00 am - 5.00 pm

Over 40 Superb Layouts in two Halls
Over 40 Quality Trade Stands
DCC Seminars
Modelling Demonstrations
Societies and Specialist Groups

Free Parking
Venue is next to Perth Railway Station
Park and Ride from Broxden on the
Saturday
Perth & District MRC is a charity registered in
Scotland No. SC045282

Admission: Adult £6.00, Child £3.00, Family (2 + 2) £15.00

www.perthmrc.com or Tel. 07588 754959

Ad. Sponsored by:
Cheltenham Model Centre,
Phoenix Precision Paints
Ltd, Finishing Touches,
Caledonian Railway
Association, Wemleydale
Railway (Scotland Branch),
Contikits, Footplate
Models, Douglas Blades,
Parkside Dundas, Scottish
Garden Railways, North
Road Trains, Invertrain
Model Railways, Mad
About Trains, The Model
Tree Shop, Squires Tools,
D&E Videos - Realtrack
Models, JDM Models,
Brian Collier/Alan Jones,
Eileen's Emporium, Keith &
Dufftown Railway, Doon
Valley Models, Ten
Commandments,
Railwayana Auctions Ltd,
The Junction Box, 62C
Models

Photo: Aldbury, Courtesy of BRM and Nigel Burkin.



Branchline OO Scale Award Winners OO Scale Manufacturer of the Year 2008-2014



'OO' Diesel & Electric Locomotive 2014 - Class 40



'OO' Coaching Stock 2014 - LMS 50ft Inspection Saloon



Graham Farish N Scale Award Winners N Scale Manufacturer of the Year 2011-2014



'N' Steam Locomotive 2014 - Princess Coronation (LMS 'Duchess')



'N' Coaching Stock 2014 - BR MK1 Sleeping Cars



'N' Wagon 2014 - China Clay Wagons (Kernow Special)

www.bachmann-collectorsclub.co.uk



THANK YOU FROM BACHMANN



From all of us at Bachmann Europe Plc we would like to thank you, our valued customers for voting for our products for the 2014 Model of the Year Awards. Without you showing your appreciation of our products by way of vote, our Branchline and Graham Farish models would not have won the many awards that they have over the years. We are excited by many new items that we have in development. We hope that our high-quality models continue to delight you for many years to come.

Overall Manufacturer of the Year 2014



OO Scale Manufacturer of the year 2008 - 2014

To get your hands on one of these award winning models please visit our website for more information.

www.bachmann.co.uk

STOP PRESS!

Please look out on our website on the 30th May

Bachmann Europe Plc is constantly working on new and innovative developments for our collectors to enjoy and cherish. We are delighted to announce that we will soon be revealing our latest Branchline model to the world on the 30th May. Keep an eye on the homepage of our website on this date to find out more about our exciting plans.



PHONE/ORDER HOTLINE
(0114) 2551436

Open 9:00am - 5:00pm

24 Hr Answerphone service for orders



RAILS OF SHEFFIELD

SHOP OPENING HOURS:

9:30am - 5:00pm

Monday - Saturday

Free parking outside the door!

HORNBY

FULL RANGE STOCKED AT BARGAIN PRICES

R3132	LNOR Green 4-6-2 'Book Law' A3 Class Locomotive 2599	£133.95
R3185	South Eastern 'Sir Chris Hoy' Class 395 Javelin Train Pack	£124.50
R3195	BR Grn 4-6-2 Princess Coronation CI 'City of Liverpool' #46247	£119.95
R3203	BR 4-6-2 'Okehampton' West Country Class - Late BR	£132.95
R3205	BR 4-6-0 'Rood Ashton Hall' 4900 Class	£105.50
R3222	GWR Green 2-8-0 42XX Class Locomotive	£105.50
R3223	BR Black 2-8-0 42XX Class Locomotive	£105.50
R3224	BR Black 2-8-0 52XX Class Locomotive	£105.50
R3225	GWR Green 2-8-2 72XX Class Locomotive	£114.95
R3226	BR Black 2-8-2 72XX Class Locomotive	£114.95
R3227	BR Black 2-8-0 Class O1 Locomotive 63663	£115.50
R3229	BR 4-6-0 'British Monarch' 4000 Class	£119.50
R3231	BR 0-6-0 J15 Class - Early BR	£96.50
R3232	BR 0-6-0 J15 Class Locomotive - Late BR	£96.50
R3233	LNOR 4-4-0 D16/3 Class - Pre 1948 Locomotive	£96.50
R3234	BR 4-4-0 D16/3 Class - Early BR Locomotive	£96.50
R3235	BR 4-4-0 D16/3 Class - Early BR (1948) Locomotive	£96.50
R3237	GWR 4-6-0 'Caerphilly Castle' Castle Class - NRM	£129.50
R3238	SR 0-6-0T 700 Class Locomotive - 1920s-1930s	£96.50
R3240	BR 0-6-0T 700 Class - Early BR	£96.50
R3241	BR 4-6-2 'City of Bradford' Duchess Class Locomotive 46236	£124.50
R3243A	BR 2-6-0 K1 Class - Late BR Locomotive	£114.50
R3257	BR 2-BIL 2 Car Electric Multiple Unit Train Pack	£114.50
R3259	BR 2-BIL 2 Car Electric Multiple Unit Train Pack - NRM	£113.95
R3261	Network Rail 0-6-0 Class 08 417 Diesel Shunter	£87.50
R3262	DCR A1A-A1A Diesel Class 31452 Locomotive	£142.50
R3310	BR 4-6-2 'Bude' West Country Class - Late BR	£124.50
R3311	BR 4-4-0 'Westminster' Schools Class - Early BR	£119.50
R3312	BR Green 4-6-2 'Minori' A3 Class - BR 1955	£144.50
R3313	LMS 0-6-0 4F Class - LMS Unlined Locomotive	£87.50
R3324	LNOR 0-6-0T J50 Class Locomotive	£69.50
R3336	LNOR 4-6-2 'Flying Scotsman' A3 Class - NRM 2015 Rededication	£149.50
R3340	BR 2-HAL 2 Car Electric Multiple Unit Train Pack	£114.50
R3343	First Great Western Class 08 822 Diesel Shunter 'John'	£94.50
R3344	Network Rail A1A-A1A Diesel Class 31285 Loco	£142.50
R3345	Freightliner Co-Co Diesel Class 66504	£61.50
R3346	DB Schenker Co-Co Diesel 'Marco Polo' Class 92	£70.50
R3347	EWS Co-Co Diesel 'Wagner' Class 92019 Electric Loco	£71.50
R3348	EWS Bo-Bo Diesel Electric Class 67 016 Loco	£124.50
R3351	Northern Rail Diesel Class 153 Diesel Loco	£79.50
R3352	FGW Diesel Class 153 Diesel Loco	£79.50
R3353	Balfour Beatty 4wDH Sentinel	£49.50
R3354	Barabel 0-4-0 Sentinel Locomotive	£49.50
R3355	Wabtec 0-4-0 Sentinel Locomotive	£49.50
R3365	East Coast Trains Bo-Bo Electric Class 91 120 Loco	£79.50

BACHMANN

FULL RANGE STOCKED AT BARGAIN PRICES

31-003A	Robinson Class 04 6184 LNOR Black	£96.50
31-029	Class 166 Networker 3 Car DMU #166204 Thames Trains	£96.50
31-040	Class 450 4-Car EMU 450073 South West Trains	£96.50
31-041	Class 450 4-Car EMU 450127 South West Trains Weathered	£96.50
31-061	LNOR J72 Class 69001 BR Black Early Emblem	£96.50
31-088	3200 (Earl) Class 9028 BR Black Early Emblem	£118.96
31-119	BR Standard Class 4MT #57035 BR Black Late Crest - Weathered	£96.50
31-214	Patriot Class 4-6-0 'Giggleswick' #45538 BR Green Early Emblem	£96.50
31-365	Class 03 #03170 BR Blue Wasp Stripes & Air Tanks - Weathered	£76.46
31-433	Midland Class 1F 1739 LMS Black Open Cab	£96.50
31-434	Midland Class 1F 41803 BRITISH RAILWAYS Black	£96.50
31-440	Invat Class 2MT 2-6-2 Tank #41243 BR Lined Black Early Emblem	£96.50
31-441DC	Invat Class 2MT 2-6-2 Tank #41291 BR Lined Black Late Crest	£96.50
31-517DS	Class 158 2 Car DMU #158849 Regional Railways "SOUND"	£96.50
31-591	Class 70 70805 Colas (Air Intake Modifications)	£96.50
31-614	Class V3 Tank #67609 BR Lined Black Late Crest Cranked Pipes	£106.21
31-635	Class 64xx 0-6-0 Pannier Tank #6407 GWR Green	£72.21
31-637	Class 64xx 0-6-0 Pannier Tank #6412 BR Lined Green Late Crest	£72.21
31-658	Class 47 #47190 'Pectinidae' BR Petroleum Sector - Weathered	£99.95
31-679	Type ALS Electric #3095 BR Electric Blue Small Yellow Panel	£118.96
31-691	LMS Stanier Mogul Class #42969 BR Lined Black Early Emblem	£96.50
31-692	LMS Stanier Mogul Class #42968 BR Lined Black L/C (Preserved)	£96.50
31-920	H2 Class Atlantic 4-4-2 2426 'St Alban's Head' SR Olive Green	£96.50
31-921	H2 Class Atlantic 4-4-2 32424 'Beachy Head' BR Black Early Emblem	£96.50
31-995	LMS 10000 BR Brunswick Green, Lined Orange & Black	£95.50
31-996	LMS 10000 BR Brunswick Green, Part Eggshell Blue Waistband	£95.50
32-038DS	Class 20 #20124 BR Blue Indicator Disks - Weathered - SOUND	£195.46
32-065	Class 43 'Warship' #D865 'Zealous' D865 BR Maroon Yellow Panel	£118.96
32-066	Class 43 'Warship' #D835 BR Green Yellow Panel	£118.96
32-085	Class 56XX #6639 BR Black Early Emblem	£76.46
32-279A	K3 Class 1304 LNOR Lined Black	£96.50
32-281	K3 Class 61862 BR Lined Black Early Emblem	£96.50
32-285	Class 101 2 Car DMU BR Green with Speed Whiskers	£127.95
32-286	Class 101 2 Car DMU BR Green with Yellow Warning Panel	£127.95
32-286A	Class 101 2-Car DMU BR Green Yellow Warning Panel Wethrd	£144.46
32-331	Class 25/1 #25043 BR Green Full Yellow Ends - Weathered	£89.21
32-440	Class 24/1 D5135 BR Green	£96.50
32-442	Class 24/1 #24137 BR Blue	£96.50
32-680	Class 45 #45036 BR Blue Split Centre Head Code	£101.96
32-762DS	Class 57/3 'The Hood' #57312 Virgin - Weathered - SOUND	£203.96
32-763	Class 57/3 'Pride of Crew' #57309 DRS Compass Blue	£106.21
32-784	Class 37/0 #37242 Mainline Blue Centre Head Code - Wethrd	£106.21
32-785DS	Class 37/0 #37254 BR Departmental - Weathered - SOUND	£203.96
32-786	Class 37/0 #37174 EWS Domino Head Code - Weathered	£106.21
32-938	Class 150/2 #150204 Northern Rail	£131.95
32-992	Wickham Type 27 Trolley Car BR Engineers Yellow	£96.50
32-993	Wickham Type 27 Trolley Car BR Engineers Yellow Wasp Stripes	£96.50
35-075	Class E4 0-6-2 #579 LBSC Umber	£93.46
35-076	Class E4 0-6-2 #473 Southern Green	£93.46
35-077	Class E4 0-6-2 #32556 BR Black Early Emblem	£93.46
35-078	Class E4 0-6-2 #32500 BR Black Late Crest	£93.46

GRAHAM FARISH

FULL RANGE STOCKED AT BARGAIN PRICES

370-080	'Countryside Coal' Digital Train Set	£96.50
370-500	Cumbrian Mountain Express Collectable Train Pack	£96.50
371-110	Class 31 #D5563 BR Green - Directional Lighting	£100.26
371-111	Class 31 #D5596 BR Green Sm Yel Panels - Directional Lighting	£100.26
371-112	Class 31 #31173 BR Blue - Directional Lighting	£100.26
371-165	Class 37/4 #37407 'Loch Long' BR Blue Large Logo	£89.20
371-168	Class 37/5 #37506 Railfreight Red Stripe	£95.95
371-180	Class 40 D211 'Mauretania' BR Green Indicator Discs	£96.50
371-181	Class 40 D369 BR Green Centre Head Code Small Yellow Panel	£96.50
371-182	Class 40 40159 BR Blue Centre Head Code Full Yellow Ends	£96.50
371-286	Class 55 'Kings Own Yorkshire Light Infantry' #D9002 BR Grn SYP	£93.46
371-287	Class 55 'Prince of Wales's Own Regiment of Yorkshire' #55005 Blue	£95.95
371-330	Class 150/1 #150128 First Great Western	£123.21
371-358	Class 60 60021 Colas	£96.50
371-384	Class 66 #66209 EWS - Weathered	£99.95
371-396	Class 66 (Low Emission Variant) 'Interhub GB' #66731 GBRf	£95.95
371-454	Class 37 #D6827 BR Green Centre Headcode - Weathered	£106.21
371-455	Class 37 #37251 BR Blue - Weathered	£106.21
371-456	Class 37/0 #37133 BR Grey & Yellow (Dutch)	£101.96
371-558	Class 158 2 Car DMU #158871 ScotRail	£115.95
371-604	Class 42 'Warship' 'Onslaught' #D832 BR Green	£100.26
371-635	Class 70 Powerhaul #70006 Freightliner	£95.95
371-656	Class 57 #57312 Network Rail Yellow	£101.96
371-657	Class 57 'Pride of Crew' #57309 DRS Compass Livery	£91.50
371-876DS	Class 108 2-Car DMU BR Blue	£96.50
371-880	Class 108 2 Car DMU BR Green Small Yellow Panel	£123.21
371-987	Class 64xx 0-6-0 Pannier Tank #6400 BR Lined Green Late Crest	£76.46
372-030	Castle Class 'Earl of Dunraven' #5044 GWR Lined Green	£96.50
372-060	Midland Class 4F #43924 BR Black Late Crest Fowler Tender	£93.46
372-061	Midland Class 4F #3851 LMS Black Johnson Tender	£93.46
372-062	Midland Class 4F #43875 BR Black Early Emblem Johnson Tender	£93.46
372-138	Class 5 #5190 LMS Plain Black	£110.46
372-139	Class 5 #45206 BR Lined Black Early Emblem	£118.95
372-181	Princess Coronation Class 'Duchess of Hamilton' #46229 BR Green	£127.95
372-183	Princess Coronation Class #46240 'City of Coventry' BR Crimson L/C	£127.95
372-310	Merchant Navy Class #35024 'East Asiatic Company BR Blue E/E	£96.50
372-312	Merchant Navy Class #35028 'Clan Line' BR Green Late Crest	£96.50
372-385	Class A2 'AH Peppercorn' #525 LNOR Apple Green	£135.96
372-388	Class A2 'Blue Peter' #60532 BR Lined Green Late Crest	£135.96
372-400	Class 39 #1856 LNOR Lined Black Flat Sided Tender	£87.50
372-536	Class 4MT Tank #80119 BR Lined Black Late Crest	£97.71
372-578	Rebuilt Royal Scot 'Royal Scot' #6100 LMS Crimson (Preserved)	£118.96
372-579	Rebuilt Royal Scot 'Royal Ulster Rifleman'	£127.46
372-625	#46122 BR Green Late Crest - Heavily Weathered	£96.50
372-626	Invat Class 2MT #46521 BR Lined Green Late Crest	£95.50
372-653	BR Standard Class 4MT #76079 BR Lined Black Early Emblem	£110.46
372-725	BR Standard Class 5MT 73068 BR Lined Grn Late BRIC Tender	£103.50
372-727	BR Standard 5MT 'Camelot' BR Lined Black Early BRIB Tender	£103.50
372-825	LNOR J72 Class 6860 LNOR Lined Green	£96.50
372-826	LNOR J72 Class 69001 BR Black Early Emblem	£96.50
372-827	LNOR J72 Class 69028 BR Black Late Crest	£96.50
372-930	N Class 2-6-0 #1406 SR Olive Green Slope-sided Tender	£106.21
372-931	N Class 2-6-0 #31844 BR Black Early Emblem	£106.21

RAILS BLACK LMS LIMITED EDITIONS

31-999Y	LMS Twins Wooden Box Set containing 10000 & 10001 in Black/Chrome	£299.99
31-999X	LMS Twin Loco 10001 in BR Black with Chrome trimmings and no emblem	£134.99
31-999Z	LMS Twin Loco 10000 in LMS Black with Chrome fittings	£134.99

UK POSTAL RATES: £4.00 (1st Class), £4.50 (1st Class Recorded), Special Delivery £8.50 next day delivery inc Saturdays by 1:00pm (orders must be placed before 2:00pm on date of despatch), £7.50 per parcel over 2kg sent via ParcelForce courier for next day delivery inc Saturdays (orders must be placed before 3:00pm on date of despatch). This excludes post codes: IV, HS, KA27-28, KW, ZE, PA20-78, PH17-50, BT, IM, TR21-25, JE-GY and PO31-41 which will be charged at £12.

WORLDWIDE POSTAL RATES: Postage charged at cost sent via Royal Mail Airmail under 2kg, ParcelForce over 2kg. (Air sure and international signed for available on request). Non EEC countries are YAT deductible.

New releases may be booked in advance. All mail order or telephone orders despatched immediately with an immediate refund or follow-on option on 'Out of Stock' items. Please advise with your order.

All goods are either in stock or on order. By Car: From M1 South, Junction 29, follow A617 to Chesterfield then A61 to Sheffield. From M1 North, Junction 33, follow Parkway then A61 Chesterfield Road. By Bus: From Midland Station/Transport Interchange catch No 53 (Lowdges) bus to Albert Road (approximately 2 miles).

PRICE PROMISE

We guarantee the price of our forthcoming releases for Locomotives, coaches and wagons to be at least 10-25% less than the RRP at the time of release. We also offer large discounts on many of our railway accessory ranges.

We continually monitor other retailers to ensure that our prices are always competitive.

JUST LOOK FOR THE



Colour coding:

No DCC

DCC READY

DCC Fitted/Sound

PLEASE NOTE:

All items currently in stock are despatched immediately.

Forthcoming releases will be despatched immediately upon release.

If your order contains both current items and forthcoming releases then these will be despatched separately and subject to separate delivery charges.

DAPOL AT BARGAIN PRICES

N GAUGE OO GAUGE O GAUGE

GOLD STAR STOCKISTS

FULL RANGE STOCKED

Call us or see our website for
more details and bargain prices

ESU Loksound AT BARGAIN PRICES

V4.0 Steam Sound Decoder with Speaker	Classes A4 Pacific, A1/A2 Pacific, A1 Pacific "Tornado"	£94.50
	GWR Pannier 57xx, GWR Manor 78xx, BR/LMS Mogul, 4MT Tank, Jubilee, BR/LMS Fairburn, Ivatt Class 4, 3F Jinty, Bulleid Pacific	
V4.0 Diesel Sound Decoder with Speaker	Classes 03/08/20/24/25/31/37/40/43 HST/44/45	£94.50
DCCSFT	47/50/52/55/57/66/67/108 DMU/158 Sprinter	
DCCDFT	Fitting service for all OO gauge Steam Classes	£25.00
	Fitting service for all OO gauge Diesel Classes	£20.00

All sound decoders are available with either 8 or 21 pin connectors, several of the steam decoders are suitable for use in other locomotives. See our website for more details.

50010	ECosBoost ext Booster 4A DCCMOT/5X/mfx	£197.50
50011	ECosBoost ext Booster 8A DCCMOT/5X/mfx	£369.50
50095	ECosDetector Extension Module - 32 outputs	£42.50
50200	ECosCommand Station (2nd Gen) 15-21V & Colour Touchpad	£499.99
50300	Navigator Digital System Wireless IR Handset & Base Station	£258.50

DECODER FITTING SERVICES

DCCRT6	DCC Decoder fitting service for N gauge 6 pin DCC Ready locomotives	£29.50
DCCRT8	DCC Decoder fitting service for OO gauge 8 pin DCC Ready locomotives	£29.50
DCCRT21	DCC Decoder fitting service for OO gauge 21 pin DCC Ready locomotives	£29.50

The charges for our fitting services are inclusive of the cost of the decoder which will either be a Hornby 4 or Bachmann 3 function decoder chosen at our discretion.

HELJAN AT BARGAIN PRICES

OO GAUGE O GAUGE

FULL RANGE STOCKED
Call us or see our website for
more details and bargain prices

CORGI DAM BUSTERS 70th ANNIVERSARY



AA32621 Avro Lancaster B Mk.III £124.50

AA33615 Panavia Tornado GR4 £89.50

PHONE/ORDER HOTLINE

(0114) 2551436

Open 9:00am - 5:00pm

24 Hr Answerphone service for orders



GAUGEMASTER AT BARGAIN PRICES

DCC-AD58FX	DCC Concepts DCD-AD58FX COBALT Solenoid Accessory Decoder (8 output)	£64.00
DCC-AD52FX	DCC Concepts DCD-AD52FX COBALT Solenoid Accessory Decoder (2 output)	£16.95
DCC01	Prodigy Express Package	£119.95
DCC02	Prodigy Advance Package	£209.50
DCC03	Prodigy Advance 2 Wireless Starter Set	£359.50
DCC13	Prodigy Advance 2 Wireless Walkaround	£144.50
DCC14	Prodigy Advance 2 Backlit Walkaround	£99.00
DCC23	6 Pin N Gauge Plug-in Decoder	£21.00
DCC27	OMNI 21 & 8 Pin Decoder	£15.95
DCC30	Accessory Decoder	£46.75
DCC40	Auto Reverse Module	£31.50
DCC51	Prodigy Wireless Conversion Set	£199.50
DCC55	Prodigy Advance Wired Computer Interface Cable	£40.50
Model D	Twin Track Controller	£67.50
Model Q	Four Track Controller	£124.50
PM1	Point Motor with Accessory Switch	£4.25
PM2	Point Motor	£3.50
PM4	Point Motor Self Latching with Switch	£4.95
100M	Single Power Controller	£67.95

PECO AT BARGAIN PRICES

FULL RANGE STOCKED
All Gauges Track and Accessories
Call us or see our website for
more details and bargain prices

DJ MODELS AT BARGAIN PRICES

Advance Orders Now Being Taken
for the new DJ Models Range
Call us or see our website for
more details and bargain prices

ALSO STOCKED AT BARGAIN PRICES

In addition to full ranges from all the manufacturers featured here we also offer full ranges from:



WOODLAND SCENICS
The World Leader in Model Scenery



and many more. If you can't find the product you are looking for on our website then
please contact us and we can order it in for you.

Check out our **ebay** stores to see what discontinued and rare items we have on offer and
for your chance to pick up a second-hand bargain today.

Visit: <http://stores.ebay.co.uk/Rails-Of-Sheffield>

Visit: <http://stores.ebay.co.uk/The-Rails-of-Sheffield-Vault>

MODEL RAILWAYS BUY - SELL - EXCHANGE ANY GAUGE ANY AGE TOP PRICES PAID

www.railsofsheffield.com

OFFICIAL HORNBY
COLLECTORS CENTRE

Est 1975

FOR MORE SPECIAL OFFERS AND UP TO THE
MINUTE RELEASES VISIT OUR WEBSITE

TELEPHONE/ORDER
HOTLINE

(0114) 2551436

Open 9:00 am - 5:00 pm
24 Hr Answerphone service for orders



RAILS OF SHEFFIELD

SHOP OPENING HOURS:

9:30 am - 5:00 pm

Monday - Saturday

Free parking outside the door!

WANTED

CASH OR PART EXCHANGE

We urgently require collections of any size featuring products from the following manufacturers:



We are always on the lookout for all types of kit built models including Pro-Scale, Nu-Cast, Golden Age Models, Silver Fox Models, Comet Models, David Andrews and Japanese/Korean Brass in addition to all manufacturers above.

Please do contact us if you are at all unsure as to whether we would be interested in your collection.

We value your used models very highly and will pay top prices for all items offered.

We provide a fast, professional and friendly service from our family run business.

Distance is no object and anything is considered.

Please telephone us on 01142 551436, email secondhand@railsosfsheffield.com, fax us on 01142 555982 or post your lists to the address at the bottom of the page, all enquiries answered.

RAILS OF SHEFFIELD, 21/29 CHESTERFIELD ROAD, SHEFFIELD, S8 0RL. TEL(0114) 255 1436, 8 LINES. FAX (0114) 255 5982
PHONE/FAX/24 HR ANSWERPHONE FOR ORDERS OUTSIDE SHOP HOURS. EMAIL: info@railsosfsheffield.com WEBSITE: <https://railsosfsheffield.com> (E & OE)



Trains4U.com

01733 895989

Trains4U@btconnect.com

Peterborough's Model Railway and Slot Car Specialists



27 St. David's Square, Fengate,



Peterborough PE1 5QA



Open Tues-Sat 9am-5pm, Sun 10am-4pm

ADDESTONE
Model Centre

Opening Times Mon-Sat 9:30-5:30, Sun 11:00-2:00

130 Station Road, Addlestone,
Surrey KT15 2BE

Tel: 01932 845440 www.addlestone-models.co.uk

GREAT NEWS!
Train Times Model Shop

is now open again.

Find us at
37 Seaside, Eastbourne,
BN22 7NB

(01323) 722026

traintimestoo@gmail.com

www.traintimestoo.com



BRM

FREE E-NEWSLETTERS
www.model-railways-live.co.uk/register

AC Models

Tel: 02380 610100

www.acmodelseastleigh.co.uk



Your one stop shop for the model enthusiast, selling brand new and near-new model trains, slotcars, sets and diecast toys at very special prices direct from our website or our shop in Eastleigh. We stock Hornby, Bachmann, Airfix, Scalextric, Lilliput, Spectrum etc and much more.

Both shops are **closed on Wednesdays and Sundays**

Gift vouchers available

WE HAVE EXPANDED TO NO9 HIGH STREET

New Radio Control Department,

Spares Department and Games Workshop now at No.7

www.acmodelssparses.co.uk

7 High Street, Eastleigh, Hants, SO50 5LB

email: info@acmodelseastleigh.co.uk

Book Law Publications









Santona / Foxline & Runpast Publishing.

382 Carlton Hill, Nottingham. NG4 1JA.

Tele 0115 961 1066 /Fax 01623 792704







Secure online orders - www.booklaw.co.uk

SHOP OPEN :- Mon-Sat :- 10-30-15-30



Scrapyards Around The UK	£9.99
East Coast Main Line Part 7	£9.99
Railways In & Around Stafford	£19.99
Royal Scots / LMS Patriots (Each)	£9.99
Coronation Pacifics	£9.99
Class 50's To The Cornish Riviera	£12.50
Over The Peak Part 2	£19.99
Lincolnshire After Beeching	£19.99
Manchester - Crewe Part 2	£23.99
South From Chesterfield	£19.99
Forward To Nottingham Victoria	£19.99
The Cambrian Main Line	£23.99
Steam Over Woodhead	£23.99
Bala Junction - Blaenau Ffestiniog	£19.99
Newcastle To Carlisle	£9.99
D For Diesels Part 7	£9.99

ALL ITEMS SENT POST FREE



EASY 5 STEP PROCESS



1. Contact us with your list of items
(email, post, or phone)



2. Our experts review your list & make a valuation



3. Either send us your items or we arrange collection



4. We check them & confirm the offer



5. We make a payment to you
(cash, bank transfer, cheque or store credit*)

*We are able to offer a higher valuation if you choose store credit

Some examples of what we've purchased before . . .



Hornby Streamlined Coronation 4-6-2



Bachmann Limited Edition Class 20



Wrenn LNER Class A4 4-6-2

Phone opening times
Mon to Thu **7am-9pm**
Fri & Sat **8am-6pm**
Sun **9am-5pm**

0151 733 3655
preowned@ehattons.com

WE PURCHASE ALL



TODAY

and locos & rolling stock

ehattons.com/preowned
preowned@ehattons.com



WHY CHOOSE HATTON'S?

Over 65 years of experience
Offering you the best prices in the industry
Valuations made by experts
Free quotes with no obligation to trade
We can collect
No collection too big or too small
Fast, secure payment
Store credit available



Kit-built LNWR Claughton 4-6-0



Corgi, EFE & Oxford Diecast



Coaches, Rolling stock & Accessories

... all available to buy online at ehattons.com/latestpreowned

BRANDS, INCLUDING



Shop opening times

Mon to Sat 8am-6pm

Sun 10am-4pm

364-368 Smithdown Road
Liverpool, L15 5AN



LIMITED

Send us *your* standard models



Step 1 - Contact us by phone or go to:

www.themodelcentre.com/customisation-at-tmc to select your customisation requirements.

Step 2 - Send your models to us with your contact details and requirements.

Step 3 - TMC will customise your models.

Work usually takes around one week, however during busy periods this may vary.

Step 4 - We will return your enhanced models to the address provided.

Choose from the following options...

- ▶ Custom weathering - light, medium or heavy
- ▶ Custom deluxe weathering (matching a picture)
- ▶ Renaming & renumbering
- ▶ Crest & shed code changes
- ▶ DCC & DCC sound fitting service
- ▶ Real coal
- ▶ Screw link couplings
- ▶ Cab tarpaulin
- ▶ Fit parts pack
- ▶ Lamps
- ▶ Tool carrier
- ▶ Fire irons
- ▶ Gloss finish
- ▶ Cab crew

DCC Chip Fitting Service
TMC now offer a comprehensive chip fitting service for N & OO Gauge.
For non DCC ready & DCC ready models



Re-creating History with Every Model

Buy pristine or ready weathered models from stock, or pre-order new releases at competitive prices.

We stock the full Woodland Scenics range, as well as Metcalfe, Oxford Diecast, Peco, Ratio, Wills, Gaugemaster, Humbrol and Noch!

Our **TMC Price Match*** ensures you the best possible quality & value.

For regular updates, more information & *Custom Finish* prices, see our **NEW** website.



37-225V Bachmann OO/HO scale, 3 pack mineral wagons, weathered by TMC **£44.50 (+p&p)**



38-190Z Bachmann OO/HO scale, 10T BR insulated vans, blue, weathered by TMC **£39.99 (+p&p)**



37-712ZLTD Bachmann OO/HO scale, 8T cattle wagons, BR bauxite, set of 3, weathered **£39.99 (+p&p)**



38-161Z Bachmann OO/HO scale, 12T, BR planked vent vans, bauxite, factory weathered **£39.99 (+p&p) sold out**



37-081X Bachmann OO/HO scale, Annesley PO, 7 plank wagons - set of 3
pristine - **£29.99 (+p&p)** weathered - **£39.99 (+p&p)**
weathered & real coal - **£49.99 (+p&p)**



38-114Z Bachmann OO/HO scale, 100T Gulf tea tank wagon, weathered, No. GP628.
Other running numbers & multi buy discounts available
£34.50 (+p&p)

CONTACT US

E: websales@tmc-direct.com
T: 01947 896040

OPENING HOURS

Monday - Friday: 8am - 5pm
Saturday: 8am - 4pm
Sunday: By Appointment

VISIT US

The Model Centre,
Hill Farm,
Beck Hole,
Goathland,
Nr Whitby,
North Yorks
YO22 5LF

STAY WITH US

HILL FARM
HOLIDAY COTTAGES
BECK HOLE GOATHLAND
WHITBY YO22 5LF
Tel: 01947 896421
www.hillfarmholidaycottages.co.uk

Please make cheques payable to:
'The Model Centre'

ALL GOODS IN STOCK OR ON ORDER AT TIME OF GOING TO PRESS, PRICES MAYBE SUBJECT TO CHANGE WITHOUT NOTICE. E & OE.

*TMC Price Match Promise. TMC match all major model retailers prices wherever possible subject to availability & our own T&Cs. Pre-Orders subject to price ruling at date of despatch.

EDITIONS



NEW!



37-529Z Bachmann OO/HO scale, 20T standard brake van BR bauxite E234998 ER - TMC Ltd Ed. (pristine) **£24.50 (+p&p)**

37-529Z Bachmann OO/HO scale, 20T standard brake van BR bauxite TMC Ltd Ed, weathered by TMC **£28.50 (+p&p)**

First Batch Horse Boxes



38-525Z Bachmann OO/HO scale, ER maroon horse box E96630 (single) pristine - **£25.50 (+p&p)** weathered - **£30.99 (+p&p)**

38-525Y Bachmann OO/HO scale, ER maroon horse box E96346 & E96326 pristine (twin) pristine - **£50.99 (+p&p)** weathered - **£61.99 (+p&p)**

38-526Y Bachmann OO/HO scale SR green horse box S96366 & S96413 pristine (twin) pristine - **£50.99 (+p&p)** weathered - **£61.99 (+p&p)**

38-526Z Bachmann OO/HO scale SR green horse box S96359 (pristine - sold out) weathered - **£30.99 (+p&p)**

Second Batch Horse Boxes



38-528Z Bachmann OO/HO scale, SR green horse box. As preserved at NRM Shildon S96369 (single) pristine - **£28.50 (+p&p)** weathered - **£33.99 (+p&p)**

38-528Y Bachmann OO/HO scale SR green horse box S96402 & S96367 (twin) pristine - **£57.00 (+p&p)** weathered - **£67.99 (+p&p)**

38-525W Bachmann OO/HO scale, WR maroon horse box W96357 (single) pristine - **£28.50 (+p&p)** weathered - **£33.99 (+p&p)**

38-527Z Bachmann OO/HO scale, ER maroon horse box E96321 (single) factory weathered - **£36.50 (+p&p)**

37-235Z OO/HO Scale, Six Pack, 16T Steel Mineral Wagons, BR Grey, Factory Weathered, TMC Limited Edition

Era 4/5. All wagons have different running numbers: B100605, B562301, B103891, B130741, B137671 & B84118.

Two wagons have split spoke wheels and four have 3 hole disc wheels. Each wagon has welded construction end door and top flap **£79.99 (+p&p)**



377-325Z Graham Farish, N scale, conflat BR yellow shunter running wagon. TMC limited edition pristine - **£10.95 (+p&p)** weathered by TMC - **£14.99 (+p&p)**



pristine

light weathering

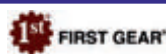
medium weathering

heavy weathering

faded weathering



www.themodelcentre.com



Next day delivery on 'in stock' items, for the flat rate of £4.95 up to 5kg. Highlands and islands are subject to surcharge and will be sent via Royal Mail.





TELEPHONE: 01244 400930

CHESTER MODEL CENTRE

71 - 73 BRIDGE STREET ROW (East) CH1 1NW

GC WEATHERING

"It's the little things we do"

OPEN 7 DAYS A WEEK Mon - Saturday 10:00am - 17:30pm Sunday 11:00am - 17:00pm

From GC Weathering exclusively for Chester Model Centre

**Complete respray and custom weathered finish including driver and detailed front end.
Brand new loco (ex R2692 Oystermouth). Order now for £175 including post and packing.**



The Model Shop For The North West and North Wales - www.chestermodelcentre.com

DCC Supplies

Excellence in model control

E-Mail: info@dccsupplies.com **Website:** www.dccsupplies.com
Telephone: 0845 224 1601 **OR** 01905 621 999

- We take the time to find the product for you.
- Our own range of innovative products.
- We stock everything you will need.
- DCC installations for any gauge.
- Expert friendly customer support.
- Informative DCC workshops.
- Teaching you the facts since 2006.
- Visit us at our shop and try the demo facilities.

Shop Opening Times:

Mon - Wed 10am - 6pm
Thursday 12pm - 6pm
Friday 10am - 5pm
Saturday 10am - 4pm
Visitors Welcome.

Phone Opening Times:

Mon - Thurs 10am - 6pm
Friday 10am - 5pm



The
Complete
Digital
Service

gamesontrack


- GPS location of Locomotives - Draws Layout
- Simple automation - No need to cut track
- Control from PC, Smartphone or DCC handset
- Add wireless control to your existing DCC equipment



For more info visit: dccsupplies.com/GOT

Redutex

Bring realism to your layout
Natural finish
N - OO - O scale
self-adhesive
3D 'look and feel' effect sheet.
Easy to cut, Easy to Fit.



Check the website for more details

Unit 17A, Top Barn Business Centre, Holt Heath, Worcestershire, WR6 6NH



Stockists of:

Bachmann, Hornby, Peco,
Gaugemaster, Humbrol, Airfix,
Fisher-Price Trackmaster,
Woodland Scenics, Expo and many more

Childrens craft corner


Wellingborough Trains and Models

17 Market Street, Wellingborough,
Northamptonshire NN8 1AN

Tel: 01933 274069

Email: shop@thelococentre.com

Web: www.facebook.com/thelococentre



The ultimate digital crafting website!

CRAFTY
Computer paper

20% OFF
your first order
when you join our mailing list

Print your own decals
Easily customise your models
using our water-slide decal
paper for inkjet or laser printers.

for ideas and lots of inspiration visit us at
www.craftycomputerpaper.co.uk



WANTED


MODEL RAILWAY & COLLECTABLES

Top Prices Paid

*For all makes, all
gauges and live steam,
aeroplane kits, boats,
die cast etc.*

Instant cash paid

Will travel to collect



01945 429252
07723 336344
email: dbmodels@live.com

28c Europa Way, Wisbech, Cambs, PE13 2TZ

Colour Catalogues Inc. post

00, 009 (1/76th).....£6
N Catalogue (1/148th).....£5
O Catalogue (1/43rd).....£4

Mail Order By Return P&P £4, over £40 POST FREE.
Unpainted metal kits - glue with epoxy glue (£5.75)

LANGLEY MODELS

166 Three Bridges Road, Crawley, Sussex, RH10 1LE
Tel: 01293 516329 Fax: 01293 403955 www.langleymodels.co.uk



OO SCALE
AEC 3.5ton Railway Lorry
Circ 1918 onwards £24.00
Council Rubbish Operative
and Rubbish Cart £4.40
Loads of other kits and ideas in our
illustrated colour catalogue or on our website



4 Platform double bench seats.....	£4.05	Painted Loco Crew 2 x Diesel Drivers.....	£5.25
10 pieces of platform luggage.....	£4.05	Painted Waterfowl-swans and ducks etc.....	£10.10
4 15' Platform canopy pillars.....	£4.85	Painted Pigs / piglets and feeding troughs.....	£8.35
4 x 12' Platform Canopy Pillars.....	£4.85	Painted 5 Assorted Firemen Action Figures.....	£11.35
8 x small station canopy brackets.....	£4.85	Painted Modern Firefighters (brown uniform).....	£11.35
5x Station Valance pointed trim.....	£4.85	Painted 1970/80's Firefighters (black/yellow).....	£11.35
5x Station Valance ball trim.....	£4.85	Painted Picnic and lounging figures.....	£13.20
10 Geese & Turkeys.....	£5.55	Painted Rowing Boat and Fishermen.....	£10.55
Beach Set Inc figs, lilo's sandcastle's.....	£7.80	Painted Rowing Boat and rowing figure.....	£10.30
3 Assorted Donkeys & Rider.....	£7.20	Painted 4 Wheelie Bins (2 grey 2 green).....	£7.80
TV Aerials/weather vane.....	£10.70	Painted 2 x Canoes/Kayaks + figures.....	£10.95
Cub Scouts camping 1930on,figs&tents.....	£11.25	Painted 6 Assorted Chickens.....	£5.70
10ft Atlantic Canvas Scout Tent.....	£5.20	Painted 8 assorted Seagulls.....	£8.95
1960's onwards Cub / Scouts on Parade.....	£7.30	Painted 6 assorted Cats.....	£6.95
Pre 1950's Cub/Scout on Parade.....	£7.30	Painted Foxes hares & rabbits.....	£6.95
1960's on Cubs/Scouts & Flag Bearers.....	£7.30	Painted Wild Animals.....	£9.15
pre 50's Cub/Scouts & flag bearers.....	£7.30	Painted Pillar Boxes 2 off.....	£4.60
8 assorted Sailors.....	£6.55	Painted 6 Doves & Pigeons.....	£5.85
3 Council Workers and Hand Cart.....	£7.20	Painted 8 x Rock Climbers.....	£9.95
10 Seated Spectators.....	£6.90	Painted 8 x Farm Figures.....	£17.60
6 Ass Boilermakers/loco repair figs.....	£5.30	Painted 5 x Hiking Figures.....	£11.35
6 Assorted Bus Drivers & Conductors.....	£5.30	Painted Golfers, trolleys and flags etc.....	£19.85
Bicycle and Riding Figure.....	£3.10	Painted Lawn Bowls figures.....	£14.20
AA Telephone Box Circ '47on (paper artwork).....	£5.60	Painted Army figures on fatigues (working).....	£15.70
AA Telephone Waterside Transfers.....	£3.30	Painted 4x Royal Marine Soldiers 'At Ease 50's.....	£9.25
		Painted 1 x Officer Royal Marines.....	£2.65
		Painted Welding Figures & Equipment.....	£11.55
		Painted 4 Workman/painters with ladders.....	£11.35
		Painted Road Repair Crew & Equip 6 figs.....	£13.20
		Painted In Bad Taste Figures (8figs 1 dog).....	£19.40



N Scale kits
Stone Wharf Walls £13.75
Brick Lock (canal) Walls £11.50
Wide Lock gates £8.30 Fishing
Trawler £28.95
Marching Guards Figs £4.80

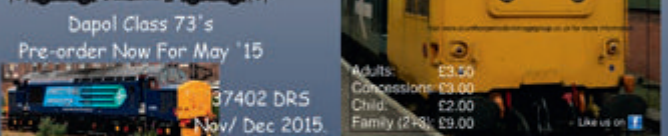
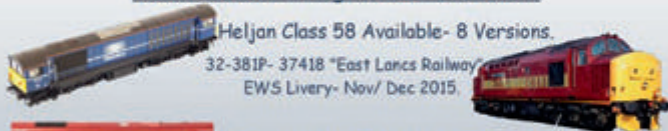


Lifebelts & Stands.....	£3.70	Painted Loading Gauge.....	£5.20
12 Chimneys/round/tapered/Hexagonal.....	£3.20	Painted Yard Crane.....	£7.15
Welding Figures & Equipment.....	£4.30	Painted Telephone box x 1.....	£4.20
2 Relaxed Loco Crew.....	£1.70	Painted Pillar Boxes 2 off.....	£4.60
5 x Gardeners & Equipment.....	£4.60	Painted Police Telephone box.....	£3.90
Flower pots and tubs & gardening equip.....	£4.95	Painted AA Box.....	£3.90
7 x Figures in working poses.....	£4.60	Painted Ballast Boxes (2 wooden boxes).....	£5.35
9 x Ass Standing Station figures.....	£4.80	Painted trackside relay boxes.....	£5.25
Gantry Hoist.....	£5.05	Painted War Memorial.....	£5.95
New Gibbet Crane (wall or floor mounted).....	£4.30	Painted 2 Plain Horses (unharnessed).....	£5.85
Air Compressor and Electricity Generator.....	£6.40	Painted Loco Crew.....	£3.90
4 pallets & hydraulic pallet truck.....	£4.15	Painted Swans & Ducks x 4 each.....	£8.30
Beehives and bee-keepers.....	£4.30	Painted Washing Line & Figure.....	£6.95
6 Bulk Building Bags.....	£3.70	Painted Wild Animals.....	£6.85
Band Stand.....	£9.20	Painted Assorted Seagulls x 8.....	£6.45
Air Conditioning Cabinets (2 wall, 4 floor).....	£3.40	Painted 6 x Pigs.....	£6.00
4 Assorted Rock Climbers.....	£4.60	Painted Sheep butt.....	£6.40
6 Assorted Highland Cattle.....	£4.25	Painted Chickens 10 off.....	£6.40
6 Assorted Firemen in action poses.....	£4.40	Painted Funeral Scene.....	£9.15
6 Travellers/Fisherman Figures.....	£4.20	Painted Wedding Scene.....	£17.80
3 Assorted Donkeys (unharnessed).....	£3.55	Painted Cricket Game.....	£26.25
3 Beach Donkeys and Children.....	£4.20	Painted Church Notice board & crucifix.....	£7.30
Beach Set (figures and equipment).....	£5.40	Painted Log Wooden (Oak) Barrels x 4.....	£5.95
6 Guards Marching.....	£4.80	Painted Flower tubs and water butt.....	£7.45
Guards Colour Party (figs) (5 figs).....	£3.70	Painted Terracotta Chimneys (12x (3 types).....	£4.95
Guards Marching Band.....	£5.15	Painted Welding Figures & Equipment.....	£8.55
Cub/Scout Camp Set.....	£5.40	Painted 4 Pallets and pallet truck.....	£8.35
6 Assorted Cats.....	£3.00		
2 x Pub Table/bench (real wood).....	£3.70		

Olivia's Trains of Sheffield

'OO' Gauge UK DCC 25a Mansfield Rd,
Sound Specialists. **HORNBY** Intake, S12 2AE

Extensive UK sound library utilising the Loksound decoders.
DCC/ Sound Fitting Whilst You Wait.



For More details on the above & all our stock visit:
www.oliviastrains.com

Tel: 0114 3216 160 Tel: 0114 2647 449 Mob: 0755 7126 651

e-mail: oliviastrains@blueyonder.co.uk





THE RAILWAY CONDUCTOR

MODEL TRAINS & ACCESSORIES

OO GAUGE • N GAUGE • DIECAST • RADIO CONTROLLED • TOYS ETC

NEW SHOP NOW OPEN

UNIT 2, THE OLD DAIRY FARM, CRAFT CENTRE,
UPPER STOWE, NR. WEEDON, NN7 4SH



ebay Visit our ebay shop

- WE DO MAIL ORDER
- WE ACCEPT ALL CARDS AND PAYMENTS


Visit our website: **www.therailwayconductor.co.uk**

E: jonathan18r@sky.com

T: 01604 830722 M: 07961 757094

SAWYER MODELS

sawyermodels@earlestown @SawyerModels



27 BRIDGE STREET, EARLESTOWN,
NEWTON-LE-WILLOWS, MERSEYSIDE, WA12 9BE

Earlestown has deep roots within the history of today's modern railway.
Home to the Vulcan foundry where such engines as Deltics and LMS engines were built, the Viaduct Wagon Works where freight wagons were built and more recently, Earlestown has become home to Sawyer Models.

Opened in May 2014, Andrew Sawyer welcomes Loco enthusiasts from across the nation. With a full DCC installed working layout, Sawyer Models provides a great selection for advanced collectors and for those who are just getting started.

Situated on Bridge Street, Sawyer Models are OPEN Monday to Wednesday and Friday to Saturday 10am to 5pm CLOSED Thursdays and Sundays with FREE parking throughout Earlestown and only a 2 minute walk from Earlestown train station.



01925 227835 • sawyermodels@hotmail.com
www.sawyermodels.co.uk

SouthWest digital Distributor for the UK **ESU** Trade welcome

As real as it gets!



Photos: Chris Perkins

New range of GWR Sounds

Close your eyes and you're there!

UDRIVE
responsive sound algorithm
The highest quality sounds in all gauges. A wide range of responsive steam and diesel sounds developed for the all new **UDRIVE**

Crystal clear digital sound



Test drive the latest loco sounds with stunning clarity at SWD – call now for more info

T: 01934 515382 info@swd4esu.co.uk
www.southwestdigital.co.uk

EXPERIENCE THE ULTIMATE IN CONTROLLER TECHNOLOGY

£69
PLUS £4.80 P&P



£115
PLUS £6.90 P&P



£69
PLUS £4.80 P&P



£129
PLUS £6.90 P&P



Fully tested and guaranteed for 5 years

The Vortrak four track and Vector twin track for OO/HO/N/009 (1amp per track), the Vesta N twin track is dedicated N gauge, the Vanguard for O gauge is twin track (2.5amp per track). Each controller has state of the art design, offering very best performance capability. Slow and fast speeds are superb. Internal separate transformers for each track from 220/240 AC mains. The Vector and Vesta for N also have 2 x Hand Held controllers with 2.5mtr leads plus a 12V DC accessories output, the Vortrak and Vanguard each have 2 x 5mtr Hand Held's plus the Vortrak 2 x 12V DC accessories and the Vanguard 1 x 12V DC accessories. Each controller has a sloping front desk type dark grey enclosure. On board CDU for point motors.

For full details or to order online visit
www.morleycontrollers.com
(Secure order site)

or telephone Morley Controllers on 01704 533 116
(Overseas enquiries +44 1704 533 116)

Morley Controllers – Choose the best!
PO Box 501, Southport, PR9 9ZL
Email enquiries: jet@morleycontrollers.com

Also at PO Box 1230, Wangara BC, Perth, Western Australia 6947 Tel: (08)930 56358. <http://aus.morleycontrollers.com>

50
BTVR
ESTABLISHED 1959

C&L Finescale

Our Sale has finished but offering 'Good Value' has not!

CHECK OUT OUR PECO PRICES - BIG DISCOUNTS
N Gauge, OO Setrack & Streamline, O Gauge, SM-32, G-45 & Gauge 1

C&L Flexitrack & Turnout Kits
Flexitrack looks like the prototype – Why?

- Moulded Chairs show detail of bolts
- Sleepers of the correct length & spacing
- Rail of the correct cross section & height

Turnouts look like the prototype – Why?

- A selection of 2, 3 or 4 bolt Chairs offered
- Plastic or Wooden scale sized Timbers

Turnouts are Easy to build – Why?

- Chairs glued to Timbers
- Ready to Use Crossing (frog)/Switchblades
- No Soldering (except attaching feed wire)
- Everything included, plus full Instructions

Turnouts are Flexible in use – Why?

- Can be built on a Curve to suit location
- Each Kit makes a Left or Right version

Discounts for multi purchases/removing gauges
(Turnouts, D/Slips & 3-Way in OO, EM, P4 & O)

PECO – sample prices
Our normal LOW prices!

'OO' - SL100 or SL100F - Box c.100 or c.75 flexi wood **£63.95**
SL80 Single slip c. 100 **£26.95**
SLE192 Small Radius c.75 **£9.95**
LK55 Turntable **£38.95**
LK32 Tunnel **£7** LK33 Bridge **£7**
'N' - SL300F 1 x yard c.55 **£2.85**
SL300 1 yard c. 55 - **£2.60**
Code 55 SLE380F S/Slip **£29.95**
SLE399F 3-way **£25.95**
'O' - SL700BH Box code 124 **£67**
SL700FB Box c.143 - **£70.00**
SLE791/2 'O' Med t/outs **£37.95**
SL740BH 'O' Buffer Stops **£2.40**
Smartswitch Set - **£55**
[See website or phone for full list](#)

Build your own plain track?
Use Exactoscale 'Fast Track' bases & rail or C&L chairs, sleepers & rail.

NEW – N Gauge Build your own Flexitrack or Turnouts (Finetrax Range)
Flexitrack available in metre lengths & Turnout Kits for A5/B6/B8/Diamonds

Visit our Shop at:
Aran Lodge, Severn Rd.
Hallen, BRISTOL, BS10 7RZ
Mon – Thursday 9am – 4pm

C&L Finescale Modelling
www.finescale.org.uk Tel: 01179 505 470

NEW THIS SEASON - THESE AND MORE!

FLYING SCOTSMAN

HIGHLANDMAN

EASTERN BELLE

WEST RIDING PULLMAN

NIGHT SCOTSMAN

THE NORTHERN BELLE

THE ELIZABETHAN
DEVON BELLE
THE MASTER CUTLER

Passenger Locos
Nº 1 2 3 4 5 6 7 8 9 0
CNR
Freight Locos
Nº 1 2 3 4 5 6 7 8 9 0

PLEASE NOTE OUR NEW ADDRESS

CALLERS BY APPOINTMENT ONLY
FOX TRANSFERS LTD, DEPT BRM,
UNIT 5, PRIORY BUSINESS PARK
WISTOW ROAD, KIBWORTH
LEICESTERSHIRE LE8 0RX ENGLAND
TEL +44 (0)1530 245618
LOW COST FOR UK LANDLINES 0844 815 9711
EMAIL sales@fox-transfers.co.uk


TRANSFERS AND ETCHED PLATES
www.fox-transfers.co.uk

MINX MICRODRIVES

THE SMALLEST, SMARTEST POINT AND SIGNAL ACTUATOR SYSTEM ON THE MARKET

- VERY SIMPLE TO USE AND SET UP
- THE ACTUATOR IS THE SAME SIZE AS A LARGE POSTAGE STAMP
- BASEBOARD SURFACE MOUNTING – AVOID LYING UNDERNEATH!
- SELF CALIBRATION AND ALARMS IF THERE IS A FAULT
- SIGNALS CAN HAVE VARIABLE AMOUNTS OF "BOUNCE"
- 2 SETS OF RELAYS FOR FROG SWITCHING AND INTERLOCKING
- SYNCHRONISED REMOTE OPERATION FROM A PANEL
- OPERATES ON 12 – 24V DC OR AC
- SUITABLE FOR ALL GAUGES 2 TO 3
- DCC DECODER COMPATIBLE
- UNIQUELY DESIGNED IN THE UK BY A RAILWAY MODELLER

Our pack contains all you need, with full instructions and circuit diagrams to operate 2 points or signals in any combination.



£42.50 + £5 P/P, DCC DECODER £15 + £2 P/P
ORDER - BY PHONE, E-MAIL US FOR ON-LINE BANK TRANSFERS,
USE A CREDIT/DEBIT CARD VIA PAYPAL OR SEND A CHEQUE BY POST.

01932 225568

minxmicrodrives@hotmail.com

www.minxmicrodrives.com

PETER'S SPARES

(HORNBY)

MODEL RAILWAYS LIMITED
MAIL ORDER & REPAIR SPECIALISTS



- ♦ New & Used Hornby Spare Parts
- ♦ Our own spare parts made in China
- ♦ Locomotives and Rolling Stock
- ♦ Plastic Kits ♦ Paints ♦ Tools & Glues
- ♦ Digital Decoders & Controllers
- ♦ Locomotive Detailing Parts
- ♦ Mega Steam Smoke Fluid
- ♦ Tracks & Train Sets
- ♦ We have it all at Peters Spares

PECO

GRAHAM FARISH

GAUGEMASTER.com

DAPOL

HELIX

NEW & USED MODEL RAILWAYS

Specialists in Model Trains since 1994 -

servicing, repairs & DCC decoder fitting

2J Brighthouse Business Village, Riverside Park,
Middlesbrough, Cleveland, TS2 1RT

Tel: 01642 909794 • Open Mon-Sat 10am-5pm

Web: www.petersspares.com

Email: sales@petersspares.com



Edward James
COLLECTABLES

WANTED

Unwanted, Used or Un-used Model Railways,
Slot Car, Diecast, Etc.

Any Gauge, Any Age

British, Continental or US Outline

Any Manufacture

Boxed or Unboxed

ANYTHING CONSIDERED

- 20+ Years Experience
- Competitive Quotes
- Distance No Object
- Immediate Settlement

• We pay for Collection or Postage Costs

CONTACT Brian Burdon @ Edward James Collectables
Home (0114) 2489940 Mobile (07780) 776682
Email edjamcollectable@aol.com
42 Bryony Close, Killamarsh, Sheffield, S21 1TF

**N Gauge
Coach Lights
Now Available!**

Easy-Fit Sound & Lighting

Add real sound & lighting to your layout!

Fit real sound in your train - only £40!

Tiny motion controlled sound capsule and battery - no wiring



**Steam
Diesel
DMU!**

Works on both DC & DCC! Steam, Diesel, Goods....

Easy Fit - no wiring, no Pickups, no Switches, no Soldering

Ask for free guide to fitting SFX Sound into N gauge

NEW Automatic Coach Lights for any Coach

Easy fit - motion activated - no wiring, no pickups, no flickering



Now Available in N!

Now Available in N & OO - from under £20 complete

Available direct from www.dcpexpress.com & model shops

Order by 3pm for same day First Class despatch



Train-Tech
Model Technology Made Easy

**FREE
BROCHURE
FREE**

DCP Express
Bryon Court
Bow Street
Great Ellingham
NR17 1JB, UK

01953 457800 / www.Train-Tech.com

£4 UK P&P - this month quote BRM615 for FREE UK postage!



FMR FRIZINGHALL MODELS & RAILWAYS
The Modeller's Choice

Light it with FMR's Range of working 00-gauge Lights

Model-IT

2 x Pendant Lamps £3.99 (in buildings, under canopies etc)

Victorian Lamp £2.79 Choice of red, blue or green 70mm high

2 x Gas Lamps £2.99

Yard Lamp £6.99 110mm high

Modern Main Street or Platform Lamp £2.79 100mm high

Modern Side Street or Platform Lamp £2.69 75mm high

2 x Wall Mount Gas Lamps £4.49

Swan Neck Lamp (BR/GWR) £2.69 45mm high

Swan Neck Lamp (BR/SR) £2.69 50mm high

Double Lamp £2.99 Choice of red, blue or green 70mm high

Colour Light Signals

Two Aspect Home £6.99

Three Aspect Home/Distant £7.99

Two Aspect Three Aspect £5.99

Wall Mount Lamp £1.99

Swan Neck Lamp (BR) £2.99 50mm high

Swan Neck Lamp (LMS) £2.99 50mm high

Swan Neck Street Lamp £2.99 50mm high

Swan Neck Street Lamp £2.99 50mm high

Curved Street or Platform Lamp (green, blue or red) £2.39 (45mm High)

Victorian Street or Platform Lamp (green, blue or red) £2.49 (50mm High)

Modern Street or Platform Lamp £2.79 (45mm High)

New "N" Gauge Range £2.79 (45mm High)

Examples of what we have available (at the time this advert is set). See website for more

Peco Turntables & Drives

TTD00 "00" Motor Kit £22.99

LK55 "00" T/Table Kit £46.50

TTDN "N" Motor Kit £22.99

NB55 "N" T/Table Kit £15.50

Manual operation kits

Kit2 (up to 12" from baseboard edge to turntable centre Fits "00" or "N".....£24.95

Kit2a Extension (increases Range To 25").....£4.99

Drive your turntable with our Motorising kits. Designed specifically for the Peco "00" or "N" gauge turntables. Kit Provides no means of setting track alignment but it's slow operation allows visual alignment. Well type to sink into the baseboard. Full instructions provided.

Postage : up to £25 order value is £2.99 ,over £25 value is £4.99

UNIT 3C, HILLAM ROAD, BRADFORD, W.YORKS, BD2 1QN
Tele: 01274 747447 Fax: 01274 739680 www.modelrailshop.co.uk
Payment by credit/debit card or cheque

GraphicAir
Graphic, Design, Art and Modelling Supplies.

neo for iwata

NEO TRN2 Slide-Feed Trigger Airbrush

TRN1 Gravity feed also available

Gravity or Suction Feed Great value airbrushes Interchangeable colour cups Small & Large Gravity cups Trigger action pistol grip 0.35 or 0.5mm set-up

NEO CN Gravity Feed Airbrush

NEO-BCN Suction Feed also available

LIFECOLOR
ACRYLIC HOBBY COLORS

Great effects from LifeColor Scenic Details Colours. Use straight from the bottle to bring your scenery alive!

WAR ON THE ROAD

MIDDLE EAST MAFIA

GraphicAir online
Unit 3 Levens Hall Park, Lord Lane, Killinghall, Hemsworth, HD1 2SD T: +44 (0)1433 522036 F: +44 (0)1433 522036 E: info@graphicair.co.uk
W: www.graphicair.co.uk

Sig-naTrak®
Model railway electronics by GFB Designs

Point and signal operation from DCC or DC!

Our products give you:-

- ★ Minimal wiring - just two wires for basic operation!
- ★ Straightforward installation - self-contained units!
- ★ Easy set up - no complex programming required! - setting up controls built-in! - no extra circuits or parts required!
- ★ Low power drain - no heavy transformers!

The GEM (part no: DPD2001)
Complete point motor with built-in DCC decoder and capacitive discharge unit!
Compact size: only 43x40x28mm!
£16.80

The IMP (part no: DSI1001)
Drives a model control servo to operate semaphore signals, crossing barriers etc.
DCC built-in! Size: 69x33x20mm
£12.10

Full terms & conditions on web site or on request.
Prices include VAT (20%). Postage & packing extra.

GFB Designs - WE put YOU in control!

Also available.....

RCS0009 - Servo - Recommended for use with the IMP £3.90

RAS1202 - Accessory Switch - Plugs into the GEM or IMP.
Switches up to 4A current for live frogs or accessories. £4.20

67 Boddens Hill Road, Stockport, SK4 2DG
Tel: 0161 883 2022; fax: 0161 883 2077
Email: gfbdesigns05@btinternet.com
Web: www.gfbdesigns.co.uk

www.grimytimes.co.uk
WEATHERING SPECIALIST **GRIMY TIMES**

Weathered locos for sale - SEE WEBSITE

ALL SCALES CATERED FOR RENUMBERING & RENAMING

EXCEPTIONAL QUALITY & PRICE

Contact Steve Tel: 01925 727436 Mobile: 07921830484
Email: grimytimes66@yahoo.co.uk (for weathering only)

Sankey Scenics Over 650 different packs of Quality Signage & Train Packs **NEW ITEMS**

COACH DESTINATION BOARDS

GENERAL ARKWRIGHT'S STORE

TOPLEY DALE

THE RAILWAY

THE PINET EXPRESS

MODEL RAILWAY SIGNS

THE MOST COMPREHENSIVE RANGE OF MODEL SIGNAGE

Tel: 07565892209

www.sankeyscenics.co.uk

GC WEATHERING

"Its the little things we do"



With over 25 years experience of Airbrush Artwork. We are a model locomotive weather service with a difference.

Using oil paints, pigments, resin, technical pencil, graphite & watercolours we give a unique finish to our complete weathering service.

Our pick n mix is a firm favourite so you can customize your loco whether it is for a basic weathering, with a bit of grime or a full weathering service with a choice of ten customised looks to choose from including:

- Greasy buffers
- Dirty buffers
- Water overspill
- Oil overspill
- Smoke box ash
- Diesel exhaust pigment

Thank you very much for my Class 37, which arrived on time yesterday. With the super weathering job, lights and sound, the model really echoes the 1960's. Having the yellow panels added is well worth the extra, having struggled with yellow panels for ages. I am sure we will be doing more business come 2015.

Mr Foster, Oxfordshire

Is your layout your pride & joy?

Why not email it over today and show the world...



Tel: 01279 817433 Mob: 07445 161654

Email: workshop@gclocoweathering.co.uk

www.gclocoweathering.co.uk



ALL COMPONENTS LTD

Upper Owlbury House, Montgomery, Powys SY15 6SZ

Tel: 01588 638678 www.allcomponentsltd.co.uk

Looking forward to meeting you at all the shows!
P&P £4. Catalogue now available £4.95

P1B4 - POINTS INDICATOR BOARD

Shows the direction of up to 4 points. Operated by Solenoid point motors with 4 individual sets of supplied red and green LEDs and remembers the direction when you next power up the layout. Easy to fit with clear instructions. ALWAYS KNOW THE WAY YOUR POINTS ARE SET - EVEN WHEN YOU FIRST SWITCH ON.

£22.95
for up to 4 pts.



VERY FINE WIRE 2m pkt for £3.95

3amp multistrand flexible wire.
EW53 0.53mm dia in rd, bk, bl, gm, yl, brn, grey.
HSS Heat Shrink Sleeve For Above £1.30

LU10 VARIABLE LIGHTING UNIT

The OnTrack Controls LU10 powers up to 54 grain of wheat bulbs or 150 LEDs for lighting-up your layout, and also lets you vary the brightness. It has 2 x 12v DC outlets at 2.2amps on each winding. It is in a strong metal box, with moulded plug and lead.



A Best Seller!

£34.95

ROLLING STOCK DETECTOR

Operating on supplied light-dependent resistors, this easy-to-fit board shows where up to 4 locos are located.



RSD1 £23.95

Capacitor Discharge Unit

One CDU protects all your points from blowing. A must for any layout **CDU £10.95**
If you are changing more than 2 points on 1 switch use **HDCDU £15.95**

CASED TRANSFORMERS

24v AC (4 points)£39.95
12v at 1 amp£39.95

SWANN MORTON

Pk of 5 blades95p
Pk of 100 blades£14.95
Retractable Handle£7.55

MINIATURE TOGGLE SWITCHES

ea 1+20+
SMT1 SPST on-off£1.25£1.15
SMT2 SPDT c/o on-off£1.35£1.25
SMT3 SPDT c/o on-off-on£1.40£1.30
SMT4 DPDT on-on£1.60£1.50
SMT5 DPDT c/o c/off on-off-on£1.70£1.60
SMT6 SPDT for points (on)-off-(on)£1.70£1.60

Lever covers 17p CLC/bk,bl, gm, yl, grey, rd, wh
HAND-HELD CONTROLLERS WITH FEEDBACK
HH5/N 1 amp of 9v for N Gauge£49.95
HH5/OO 1 amp at 12v for OO Gauge£49.95
HH5/O 3 amp at 12v for O Gauge£49.95
Power units for above, if required£49.95

BULBS
STD 3mm or 5mm30p ea or 20 for £5.50
12V, 3mm or 5mm50p ea or 20 for £9.00
Grain of Wheat45p ea or 20 for £8.00
Grain of Rice90p ea or 20 for £17.00

LAYOUT WIRE
EW06 single strand10 mtrs £1.60
EW07 1.4amp10 mtrs £1.60
EW07 Bi-colour10 mtrs £2.20
EW16 3.0amp10 mtrs £2.95
EW024 6.0amp10 mtrs £3.75

XURON CUTTERS
Sprue Cutter£13.95
Vertical Track Cutter£17.95
Track Cutter£16.95
Photo Etched Scissors£18.95

LAYOUT BUILDING SERVICE AVAILABLE
Are you ever going to build that Model Railway you have always promised yourself?

Are you perhaps too busy? Unsure of where to start? Or haven't got a clue as to the electronics? Well here's the answer. We will design and custom build your Model Railway in your own home. Please phone for further details

9-10 May Derby
16-17 May Scunthorpe (Finescale show)
30 May Cleckheaton (O Gauge)
13-14 June Chatham
19-21 June Loughborough
27-28 June Perth

Are you perhaps too busy? Unsure of where to start? Or haven't got a clue as to the electronics? Well here's the answer. We will design and custom build your Model Railway in your own home. Please phone for further details

Are you perhaps too busy? Unsure of where to start? Or haven't got a clue as to the electronics? Well here's the answer. We will design and custom build your Model Railway in your own home. Please phone for further details

Are you perhaps too busy? Unsure of where to start? Or haven't got a clue as to the electronics? Well here's the answer. We will design and custom build your Model Railway in your own home. Please phone for further details

Are you perhaps too busy? Unsure of where to start? Or haven't got a clue as to the electronics? Well here's the answer. We will design and custom build your Model Railway in your own home. Please phone for further details

Are you perhaps too busy? Unsure of where to start? Or haven't got a clue as to the electronics? Well here's the answer. We will design and custom build your Model Railway in your own home. Please phone for further details

Are you perhaps too busy? Unsure of where to start? Or haven't got a clue as to the electronics? Well here's the answer. We will design and custom build your Model Railway in your own home. Please phone for further details

Are you perhaps too busy? Unsure of where to start? Or haven't got a clue as to the electronics? Well here's the answer. We will design and custom build your Model Railway in your own home. Please phone for further details

Are you perhaps too busy? Unsure of where to start? Or haven't got a clue as to the electronics? Well here's the answer. We will design and custom build your Model Railway in your own home. Please phone for further details

Are you perhaps too busy? Unsure of where to start? Or haven't got a clue as to the electronics? Well here's the answer. We will design and custom build your Model Railway in your own home. Please phone for further details

Are you perhaps too busy? Unsure of where to start? Or haven't got a clue as to the electronics? Well here's the answer. We will design and custom build your Model Railway in your own home. Please phone for further details

Are you perhaps too busy? Unsure of where to start? Or haven't got a clue as to the electronics? Well here's the answer. We will design and custom build your Model Railway in your own home. Please phone for further details

Are you perhaps too busy? Unsure of where to start? Or haven't got a clue as to the electronics? Well here's the answer. We will design and custom build your Model Railway in your own home. Please phone for further details

Are you perhaps too busy? Unsure of where to start? Or haven't got a clue as to the electronics? Well here's the answer. We will design and custom build your Model Railway in your own home. Please phone for further details

Are you perhaps too busy? Unsure of where to start? Or haven't got a clue as to the electronics? Well here's the answer. We will design and custom build your Model Railway in your own home. Please phone for further details

Are you perhaps too busy? Unsure of where to start? Or haven't got a clue as to the electronics? Well here's the answer. We will design and custom build your Model Railway in your own home. Please phone for further details

Are you perhaps too busy? Unsure of where to start? Or haven't got a clue as to the electronics? Well here's the answer. We will design and custom build your Model Railway in your own home. Please phone for further details

Are you perhaps too busy? Unsure of where to start? Or haven't got a clue as to the electronics? Well here's the answer. We will design and custom build your Model Railway in your own home. Please phone for further details

Are you perhaps too busy? Unsure of where to start? Or haven't got a clue as to the electronics? Well here's the answer. We will design and custom build your Model Railway in your own home. Please phone for further details

Are you perhaps too busy? Unsure of where to start? Or haven't got a clue as to the electronics? Well here's the answer. We will design and custom build your Model Railway in your own home. Please phone for further details

Are you perhaps too busy? Unsure of where to start? Or haven't got a clue as to the electronics? Well here's the answer. We will design and custom build your Model Railway in your own home. Please phone for further details

Are you perhaps too busy? Unsure of where to start? Or haven't got a clue as to the electronics? Well here's the answer. We will design and custom build your Model Railway in your own home. Please phone for further details

Are you perhaps too busy? Unsure of where to start? Or haven't got a clue as to the electronics? Well here's the answer. We will design and custom build your Model Railway in your own home. Please phone for further details

Are you perhaps too busy? Unsure of where to start? Or haven't got a clue as to the electronics? Well here's the answer. We will design and custom build your Model Railway in your own home. Please phone for further details

Are you perhaps too busy? Unsure of where to start? Or haven't got a clue as to the electronics? Well here's the answer. We will design and custom build your Model Railway in your own home. Please phone for further details

Are you perhaps too busy? Unsure of where to start? Or haven't got a clue as to the electronics? Well here's the answer. We will design and custom build your Model Railway in your own home. Please phone for further details

Are you perhaps too busy? Unsure of where to start? Or haven't got a clue as to the electronics? Well here's the answer. We will design and custom build your Model Railway in your own home. Please phone for further details

Are you perhaps too busy? Unsure of where to start? Or haven't got a clue as to the electronics? Well here's the answer. We will design and custom build your Model Railway in your own home. Please phone for further details

Are you perhaps too busy? Unsure of where to start? Or haven't got a clue as to the electronics? Well here's the answer. We will design and custom build your Model Railway in your own home. Please phone for further details

Are you perhaps too busy? Unsure of where to start? Or haven't got a clue as to the electronics? Well here's the answer. We will design and custom build your Model Railway in your own home. Please phone for further details

Are you perhaps too busy? Unsure of where to start? Or haven't got a clue as to the electronics? Well here's the answer. We will design and custom build your Model Railway in your own home. Please phone for further details

Are you perhaps too busy? Unsure of where to start? Or haven't got a clue as to the electronics? Well here's the answer. We will design and custom build your Model Railway in your own home. Please phone for further details

Are you perhaps too busy? Unsure of where to start? Or haven't got a clue as to the electronics? Well here's the answer. We will design and custom build your Model Railway in your own home. Please phone for further details

Are you perhaps too busy? Unsure of where to start? Or haven't got a clue as to the electronics? Well here's the answer. We will design and custom build your Model Railway in your own home. Please phone for further details

Are you perhaps too busy? Unsure of where to start? Or haven't got a clue as to the electronics? Well here's the answer. We will design and custom build your Model Railway in your own home. Please phone for further details



OptiVISOR

The precision binocular magnifier that leaves both hands free

OptiSIGHT™

The OptiSIGHT magnifying visor provides hands-free magnification for more accurate and efficient viewing. The visor tilts up for normal viewing, or down for magnification. OptiSIGHT™ brings work closer into focus, reducing eye strain and fatigue. Available in blue or green, constructed from plastic with optical grade acrylic prismatic lenses.



Supplied with 3 lens plates (1.75x, 2x & 2.5x).

NEW
£29.95

OptiVISOR

A professional quality headband magnifier which has been used by thousands of modellers for the past 30 years. The prismatic glass lenses are ground and polished to precision optical standards, bevel edged and mounted in an interchangeable plastic frame.



Supplied with 1 lens plate of your choice.

from
£49.95

Order the OptiVISOR with the VisorLIGHT for £76.90 and receive a FREE OptiLOUPE. **ALL ORDERS POST FREE**

OptiVISOR (with one lens plate)	£49.95
OptiLOUPE	£12.95
VisorLIGHT	£26.95
Spare Plate	£29.95
OptiSIGHT (with three lens plates)	£29.95



Viking Optical Centres

With shops in Glasgow, Edinburgh & Halesworth

Mail Order: 01986 875315 www.vikingopticalcentres.co.uk

Blyth Road, Halesworth, Suffolk, IP19 8EN Tel: 01986 875315

GIFTS FOR THE RAIL ENTHUSIAST

Personalised Railway Totems made to order from

£12.95 + p&p



Where will your journey take you...?

www.offtherailsonline.com

Tel: 01903 751700

WE WANT YOUR Model Railways



We will buy
almost any Railway
Collection, large or small.
All gauges will be taken, in any
condition. We always give an honest
price and will collect and dismantle any layout.

Telephone: **01302 371623**

Mobile: **07526 768178**

or email: anoraksanonymous@googlemail.com

Skytrex Model Railways



OO gauge water cranes

Unit 1, Charnwood Business Park,
North Road
Loughborough, Leicestershire, LE11 1LE
tel: 01509 213789

Why not subscribe to our newsletters
and keep up to date with what's going
on! Details on websites

www.ogauge.co.uk
www.skytrexmodelrailways.com



SMR41China Clay wagon

EDWINSTOWE TRAINS N THINGS
@ BENHAMS
Model Railway Retailer Of:-
Train Sets, Engines, Rolling Stock of Hornby,
Bachmann, Graham Farish, Gaugemaster,
Dapol & Accessories. New & Second Hand.
Tel: 01623 822302 Mob: 07759 162963
Email: shop@benhamsonline.co.uk
45 High Street, Edwinstowe, NG21 9QR
www.benhamsonline.com

HASLINGTON MODELS
134 Crewe Road, Haslington, Crewe CW1 5RQ
Telephone/Fax 01270 589079
email: haslingtonmodels@live.co.uk
Appointed Stockists of
Bachmann, Farish, Hornby, Peco,
Gaugemaster, Dapol, Vi-Trains, Heljan,
Humbrol, etc etc.
• FREE Parking
OPEN THURS, FRI & SAT ONLY 10.00-16.00

THE HOBBY GOBLIN
STOKE-ON-TRENT
13 Queen Street, Burslem, ST6 3EL
Wide range of scenery
• Hornby • Bachmann • Peco
• Lenz • Dapol • Gaugemaster
• Graham Farish • Metcalfe
• Plus much more!
www.thehobbygoblin.co.uk
T: 01782 823818 E: info@thehobbygoblin.co.uk

Visiting the Isle of Wight?
Two floors of
locomotives, wagons, coaches, buildings,
scenery, electrics, figures, cars and more!
N/009/HO/00/On30/G
UPSTAIRS DOWNSTAIRS
Pier Street - Sandown - PO36 8JR
01983 406 616 - www.udlow.com

TRIDENT TRAINS
No10, The Craft Arcade
Dagfields Craft Centre,
Crewe Road, Warghington, Nantwich,
Cheshire. CW5 7LG
www.tridenttrains.co.uk
HORNBY-BACHMANN-HELJAN-FARISH DAPOL-PECO-LENZ-
TCS-GAUGEMASTER-METCALFE-RATIO+MUCH MORE
01270 842400

Waddell's Models
56 Bell Street, Merchant City,
Glasgow, Lanarkshire G1 1LQ
0141 552 8044
Open for Modelling Advice, Service & Repairs, DCC Decoder Fitting and
Limited Edition Models selling all scales and gauges including 2mm, 4mm, N, OO
We stock: Bachmann * Dapol * Farish * Heljan * Hornby * Peco * and many more...
Closed for holiday 20th July - 4th August (inclusive)

Southern Office and Showroom
15, Liberty Close, Woolbridge Ind. Park,
Three Legged Cross, Wimborne, Dorset, BH21 6SX
Tel: 01202 828308 - Fax: 01202 829706
E-mail: southsales@ayrey.co.uk

JOHN AYREY
DIE-CASTS LIMITED

Head Office and Main Showroom
Bentley House, 202 Market Street, SHIPLEY
West Yorkshire, BD18 2BY
Tel: 01274 594119 - Fax: 01274 531505
E-mail: ayrey@msn.com - Web: www.ayrey.co.uk

Artitec
WWW.ARTITEC.NL
1:87
387,178 - STEAM LOCO CREW
18112 - GOODS DEPOT/
WAREHOUSE - UNPAINTED
RESIN KIT (HO)
387,01 - MODERN BICYCLES (HO)
14,152 - LAQUER HANDCART
UNPAINTED RESIN KIT (N)
1:160
54105 - RAILROAD FERRY
UNPAINTED RESIN KIT (N)

NEW RANGE COMING SOON!
OR76AR001 - ADAMS RADIAL 30583 - LATE BR
OR76AR002 - ADAMS RADIAL 30584 - EARLY BR
OR76AR003 - ADAMS RADIAL 488 - LSWR
SRP FOR LOCOS £99.95 - WAGONS £8.95

FEAR BROS OR76MW7001 - 7 PLANK RCH MINERAL WAGON 'FEAR BROS. STAINES' No.95 - SRP £8.95	WAGONS AVAILABLE Q2 2015	LEAMINGTON PRIORS OR76MW7002 - 7 PLANK RCH MINERAL WAGON 'LEAMINGTON PRIORS' No.10 - SRP £8.95
E.WELFORD & SON OR76MW7003 - 7 PLANK RCH MINERAL WAGON 'E.WELFORD & SON, OXFORD' No.44 - SRP £8.95	WAGONS AVAILABLE Q2 2015	WEYMOUTH & DISTRICT CO-OP SOCIETY LTD OR76MW7004 - 7 PLANK RCH MINERAL WAGON 'WEYMOUTH & DIST. CO-OP' No.16 - SRP £8.95
COVENTRY COLLIERY OR76MW7005 - 7 PLANK RCH MINERAL WAGON 'COVENTRY COLLIERY' No.217 - SRP £8.95	WAGONS AVAILABLE Q3 2015	ARLEY COLLIERY OR76MW7006 - 7 PLANK RCH MINERAL WAGON 'ARLEY COLLIERY' No.286 - SRP £8.95

BUSCH
FULL RANGE OF SCENERY, VEHICLES, BUILDINGS & NARROW GAUGE RAILWAYS
1045 - COAL STOCKPILE & LOADER
BUSCH FELDBAHN HO
1746 - OAK TREE (18cm)
2243 - PIN FOREST (40 FIRS 5 - 12cm)
3124 - PAIR OF BRIDGE TUNNEL PORTALS (HO)
2135 - SPRUCE TREE (17cm)
GRASS MAT, HEDGE, PAVEMENT & ROAD

NOW STOCKING
Heki
RANGE OF TREES, HEDGES, SCATTER, ROADS AND OTHER SCENIC ITEMS

WE HAVE 'TRADE ONLY' CASH AND CARRY SHOWROOMS IN WEST YORKS & DORSET - OR WE CAN DELIVER TO ANYWHERE IN THE UK OR WORLDWIDE - THE UK'S LEADING DIE-CAST WHOLESALE -

**Possibly Hampshire's Largest Stockist
of Model Railways, Diecast, Books,
Magazines, Scalextric and much more...**
Second Hand Department NOW OPEN.

SPECIAL OFFERS

Hornby

R2621	BR N15 Ironside Weathered	£77.80
R2421	Class 31 Dutch 31110	£71.25
R2456	BR Patriot 45543 Home Guard	£70.00
R2634	BR Patriot Bunsen Weathered	£72.50
R2902XS	Class 08 EWS Chris Wren	£153.00

Bachmann

31-002	Class 04 2-8-0 BR Early 63635	£97.50
32-581	Ivatt 4MT 43018 BR Lined Black	£92.50
32-750DC	Class 57 Freightliner Crusador	£65.00
31-177DS	Jubilee Kolhapur BR Green	£195.00
31-213DS	45543 Royal Signals Green	£199.00
32-551DS	Class A1 Sea Eagle BR Green	
	Early Emblem DCC Sound	£210.00

See website for more...

All prices exclude postage from £6.00 per loco,
2-3 locos £9.00 or 4 or more at cost.



ALTON MODEL CENTRE

Monday: Closed
Tuesday to Saturday: 9.00am to 5.00pm
Sunday: see website / call
Tel: 01420 542244
Fax: 01420 544463
altonmodelcentre.co.uk
7a Normandy Street, Alton
Hants, GU34 1DD

SALE SALE SALE SALE SALE SALE SALE SALE

HORNBY:		DAPOL N:		BACHMANN:	
R2843	907 Maunsell Grn.....£91.00	ND-114C 153333 Central.....£80.00	31-001	63601 BR Late.....£92.00	
R2844	30934 BR Early.....£91.00	ND-114H 153360 Northern.....£80.00	31-002	63635 BR Early.....£92.00	
R3098	60163 BR Green.....£94.00	ND-135C 6910 BR.....£79.00	31-318	5317 LNER.....£65.25	
R3144A	D5829 BR Green.....£127.00	ND-205C 27008 BR Blue.....£84.25	31-319	64311 BR Early.....£65.25	
	HELJAN:	ND-209B 55000 Regional.....£78.00	31-320DC	64325 BR Late.....£74.00	
2301	D5903 grn full yell.....£90.00		31-995	10000 BR Green.....£89.00	
2302	D5908 Grn Full Yell.....£90.00	371-393 66301 Fastline.....£66.00	31-996	10000 BR Green.....£89.00	
2310	D5907 Grm Glos S Yell £93.50	371-177A D382 BR Green.....£67.00	31-997	10001 BR Green.....£89.00	
2322	D5905 Grn No Frost.....£101.00	371-603A D829 Maroon F.Y.....£73.00	All subject to availability		
2724	D5353 BR Green.....£78.00	372-801 60156 BR Late.....£96.00	UK P & P from £4.10 per order		

We also stock OO & N gauge from Bachmann, Base Toys, Britbus, Classix, Dapol, Dornaplas, EFE, Farish, Gaugemaster, Heljan, Hornby, Humbrol, Kestrel, Metcalfe, Modelscene, Oxford Diecast, P. Dundas (N), Peco, Plastruct, Ratio, Superquick, Wills, Woodland Scenic & Deluxe Materials.

ONLINE SHOP www.churchstreetmodels.co.uk

Mon-Sat 9.30-17.30 • Closed 24-28 May, Tuesdays, Sundays & Bank Hols

Church Street Models, 10A, Church Street, Basingstoke, Hants, RG21 7QE

01256 358060 • Mail Order Welcome

www.expressmodels.co.uk

LIGHTING SPECIALISTS

You may know us as manufacturers of head and tail lights and coach lighting but did you know we also stock Kadec Couplers, Seuthe Smoke Generators and Gaugemaster Decoders. Also our own products, No Solder DCC Power Bus Kits, 4mm Scale Telegraph Poles and our own range of LEDs including White, Red, Yellow and Bi-colour in various sizes and formats.

Visit our website which has secure online shopping.

Please send £3.00 for our 50 page catalogue which lists our full range.

**EXPRESS MODELS, 65 CONWAY DRIVE, SHEPshed,
LOUGHBOROUGH, LEICS. LE12 9PP**

Tel: 01509 829008 Fax: 01509 560878

Email: sales@expressmodels.co.uk

GEE DEE MODELS - NOTTINGHAM HORNBY LOCO OFFERS

R3222	Great Western 42xx 2-8-0 4261.....£110.95	R3225	GWR 72xx 2-8-2T 7233.....£118.95
R3206	A1 Tornado B.R. Blue.....£110.95	R3240A	B.R. K1 Black L/Crest 62027.....£120.95
R3229	B.R.(W) Star Class British Monarch £127.95	R3224	B.R. 42xx 2-8-0T L/Crest 5239.....£107.95
R3098	A1 Tornado B.R. Green.....£112.95	R3305	B.R. K1 Black E/Crest 62059 withd.....£120.95
R3205	B.R.(W) Rood Ashton Hall L/C.....£113.95	R3244TTS	Duke of Gloucester TTS Sound.....£139.95
R3202	B.R. A3 Flying Scotsman Withd Grm.....£143.95	R3189	LNER L1 2-6-4T Green 9003.....£116.95
R3106	GWR 28xx 2-8-0 2807.....£139.95	R3194	B.R. Schools 'Epsom' Black E/C.....£125.96
R3131	LNER A4 'Great Snipe' Garter Blue.....£135.95	R3245TTS	Blue A1 Tornado TTS Sound.....£143.95
R3005	B.R.(W) 28xx 2845 weathered.....£130.95	R3208	B.R. Schools 'Brighton' Black E/C.....£129.95
R3114	B.R. B1 4-6-0 61270 L/Crest.....£120.95	R3231	B.R. ex GE j15 0-6-0 65356 E/Crest.....£98.95
R2916	GWR 28xx 2-8-0 2812 Shirtbutton.....£111.95	R2829X	Southern T9 314 Black DCC Fitted.....£105.95
R3242	B.R. K1 Black E/Crest 62015.....£120.95	R3232	B.R. ex GE j15 0-6-0 65445 L/Crest.....£98.95

Many other loco's in stock both current & discontinued. Give us a ring for your wanted items
All above prices include VAT. Post £6.00 UK mainland only. Offshore and Overseas at cost.

GEE DEE MODELS - NOTTINGHAM HORNBY COLLECTOR CENTRE
21 HEATHCOAT STREET, NOTTINGHAM. NG1 3AF

www.geedee-modelshop.com Tel. 0115 9412211

MAD ABOUT TRAINS OF GAINSBOROUGH (K&M MODELS)

For all your Model Railway needs from design to finished layout, scratch built buildings, trees dioramas etc. We carry a vast selection of scenic materials. We carry a comprehensive range of all aspects of Railway Modeling from track pins to finished layouts. DCC Specialist, repairs, weathering etc undertaken in our own workshop. Hornby, Bachmann, Peco Gaugemaster, Dapol and Knightwing stockists. Large range of scenic materials. We are always looking for second hand collections. Just give us a call or come and visit our shop.



Tel: 01427 811040

Mobile 07858612716

106 Trinity Street, Gainsborough DN21 1HS

e-mail: sales@madabouttrains.co.uk

www.madabouttrains.co.uk

LORD AND BUTLER

Exclusive
Bachmann
Limited Edition
66050 EWS Energy
£129.95



The Pumping Station Penarth Rd Cardiff CF11 8TT
029 2066 7225 info@lordandbutler.com

Daily 10.00 - 5.30
Sunday 2.00 - 5.30

NEW LARGER SHOP OPEN NOW
CAFETERIA ON SITE AND FREE PARKING

www.lordandbutler.com

Model Rail Baseboards

Manufacturers of modular baseboard systems.

Custom made baseboards, helices, storage systems, control panels.

Complete layout service also available.

For more information and to see our gallery go to

www.modelrailbaseboards.com

sales@modelrailbaseboards.com

Tel: 0035387 6555052

MODEL RAILWAY SOLUTIONS

Tel: 01202 798068

Email: info@modelrailwaysolutions.co.uk

Contact us for a quote on all your baseboard and helix requirements, either bespoke or from our own modular range.

Please take a moment to browse our online store or visit us at -
Unit 1, 10-12 Alder Hills, Poole. Dorset. BH12 4AL.

www.modelrailwaysolutions.co.uk

BARRY JONES

Specialist in the sale of quality secondhand railway. Transport timetables, posters, maps, publicity, photographs, and official items always wanted. Railway collectables and model railways, also sought.

28 Marine Crescent, Worthing BN12 4JF
Tel/Fax: 01903 244655
Email: barryjones28@virginmedia.com

Dereks Transport Books

www.derekstransportbooks.com

dereksbooks@btinternet.com

All transport subjects covered

Established 1995 Ringwood

Tri-angman

specialist in model railways

Tri-ang, Hornby, Wrenn, Bachmann, Minic etc...
buy, sell & repair hard to find items and collectables

Find me on

www.tri-angman.co.uk

or contact:

Tel 07966 333605

laurence@tri-angman.co.uk

The Model Railway Shop

- Unique and Generous Part-Exchange Service
- Honest Prices Paid on your Exchange Goods
- Free Servicing - Only Parts Chargeable
- Stockists of New, Used, Hard to Find and Unusual Items

Address:

30 Station Lane, Featherstone, Pontefract, West Yorkshire, WF7 5BE
Helpline: 01977 706730/07940 368316
Email: modelrailwayshop@hotmail.co.uk

TRAIN TERRAIN

'Specialist Model Shop'

Open: Tues-Sat 10.00am til 3.30pm

European & American Model Railway & Scenery Specialists



We custom build layouts and dioramas to order

We can supply many product ranges including:

Faller • Minitrains • Roco • Inspirescene
Noch • Busch • Acme • Woodland Scenics
Auhagen • Kibri • Vollmer • Oxford • Kato
Bachmann American inc. On30 • Joefix • PIKO
Atheam • Lilliput • Walther's • Tilling • Prores
Gaugemaster • Albion

Workshop & Retail Area

199 Plumstead Road, Norwich, NR1 4AB
'Upstairs at Great Eastern Model Railways'
Trade Enquiries Welcome Telephone: 01603 304379
Email: info@trainterrainmodels.co.uk
www.trainterrainmodels.co.uk

THE TUTBURY JINNY

COLLECTABLES

01283 814777

MODELS

UNIT 9, TUTBURY MILL MEWS, TUTBURY, Nr. BURTON-UPON-TRENT DE13 9LS

BASS/WORTHINGTON VENT VAN.....£12.50 (plus £2.50 p&p for either one or two)

6-WHEEL MILK TANK NESTLE 'OO' GAUGE.....£17.50 (plus £2.50 p&p for either one or two)

6-WHEEL MILK TANK NESTLE 'O' GAUGE.....Price to be confirmed

- ADVANCED ORDERS TAKEN -

THE HOBBY BOX

121 High St, Uckfield TN22 1RN Tel: 01825 765296
www.thehobbybox.co.uk

Bachmann | Carrs | C&L | Cambrian | Cooper Craft | Dapol | Eckon | Evergreen | Expo | Farish
Gaugemaster | Heljan | Hornby | K&M | Kadee | Kestrel | Knightwing | Lenz | PD Marsh | Metcalfe | Noch
Parkside | Peco | Plastruct | Railmatch | Ratio | Romford | Seep | Slaters | Smiths | Springside | Southern Pride
Superquick | SE Finecast | SMP | Tiny Signs | Wills | Woodland Scenics Etc.

Open: Tue-Fri 10am-5.30pm, Sat 9.30am-5pm

TENNENTS Trains

Home and International Mail Order is our speciality

www.tennentstrainsfohalesowen.co.uk

- We stock gauges from N to G
- Discount prices on major manufacturer locomotives
- Large secondhand selection
- Agents for Lionel and MTH Trains
- Fine and course scale O Gauge
- 3 rail track O and OO a speciality
- Repair and kit building service
- DCC fitting service
- Lots of tools materials and fittings
- Free secondhand valuations

Tel: 0121 550 1266

Shop 1, No. 130 Hagley Road, Hayley Green, Halesowen, B63 1DY

Opening times: 11am to 5pm

Monday, Tuesday, Wednesday, Friday and Saturday

RHUDDLAN

- Model Railways
- Games Workshop
- Die Cast Models
Corgi - Dinky - Matchbox
- Plastic Kits
Airfix - Revel - Etc

MODELS

NEW AND USED ITEMS BOUGHT AND SOLD

HIGH ST, RHUDDLAN.

01745 590048

www.rhuddlanmodels.co.uk



G.C.R.
RAILEX 23-24 May
Aylesbury

MET.

QUANTON ROAD MODELS

Chyanbre • Polyphant • Launceston • Cornwall • PL15 7PT
contact@quanton-road-models.co.uk • www.quanton-road-models.co.uk
01566 880157 • 07840 784653

5-Plank D.8 £38 • Fish Van D.49 £80 • PBV D.1Y2 £85.00

3rd D.2B8 £90.00 • Brake 3rds D.2A16/17 • 1st D.2Q2

Luggage Compo D.2K2A • Bogie Fish Van D.50/50A and more.....

Open Wagons • 3,4,5,6-Plank with brake gear for all eras
Cattle Wagons • Standard/Large - Vans • Standard/Large/Tool

OO WORKS

LB&SC Marsh I3 4-4-2 Tank

1 - LB&SC Brown	No. 25	£250
2 - SR Olive Green	No. 2023	£250
3 - BR Plain	No. 32030	£230
4 - BR Lined	No. 32091	£240
8 - SR Black Sunshine	No. 2090	£230

P&P by special delivery plus £10

Telephone: 01580 882 185

Email: ooworks@btinternet.com

ooworks.co.uk

LINDA TINKER RAILWAY BOOKS

Pre-owned and hard to find Railway books, bought and sold

www.lindatinkerrailwaybooks.co.uk

Tel: 44(0) 1335 330965

Free UK postage



REDCAR MODELS & HOBBIES

Most leading brands of 'OO' gauge model railways & accessories.
Also Diecast, Plastic Kits, Woodland Scenics, K+S Metal Centre etc.

130 High Street, Redcar, Cleveland, TS10 3DH Tel: 01642 494912

(open Tuesday to Saturday)

Email: sales@redcarmodels.co.uk



Stevenson Carriages & Millholme Models

4mm Coach Kits in LMS TPOs, LNWR, Midland & LY.

Millholme Loco Kits now available

MM14 Stirling Single No 1 • MM18 Furness Railway D5

MM23 Hull & Barnsley J28 • MM24 Maryport & Carlisle

Order kits & lists by phone 01246 863579

or by email pbarker265@btinternet.com

www.sommerfeldt.co.uk

Overhead Catenary System for 'O' 'N' & 'HO' also Pantographs

Blackwells of Hawkwell

Tel: 01702 200036 • Fax: 01702 204210 • sales@blackwells-miniatures.com

P.O.Box 2099 Hockley, Essex SS5 4UY

www.blackwells-miniatures.com

Trees & Scenic Materials, Card Buildings, Roadways, Grass Mats, etc.

P & D Marsh

Whitemetal kits, hand painted models and laser cut wooden structures in N and OO.

INCLUDES FINISHED AND PAINTED SIGNALS IN BOTH GAUGES.

Free price lists available.

The Stables, Wakes End Farm, MK17 9FB

Tel: 01525 280068

www.pdmarshmodels.com

Malc's Models

- All gauges of model railways
- New & Second Hand
- Also stockists of Airfix, Revell, Tamiya and Dragon kits
- Diecast models
- We also repair most makes of locos



Open Mon-Sat 10am-5pm
Closed Weds & Sun

1 Northgate Street

Ilkeston, DE7 8FR

Tel: 07786 896807

www.malcsmodels.co.uk

Email: malcolmgrubey@btinternet.com



The Airbrush Company Ltd

Airbrush Equipment, Paints, Accessories

iwata
Freestyle
air™



Battery Powered Compressor



or use upright

Airbrush Training
with George Dent



Model by
George Dent



The Airbrush Company

@AirbrushCompany



www.Airbrushes.com

01903 767800

sales@airbrushes.com

MODELMANIA of BRISTOL

13 CLOUDS HILL ROAD, ST. GEORGE, BRISTOL BS5 7LD
Junction of A420/A431 (St. George Fountain) Buses 42 or 43 from City Centre



- BACHMANN • DAPOL • GAUGEMASTER
- GRAHAM FARISH • HORNBY • KESTREL
- METCALFE • PECO • RATIO
- SUPERQUICK • WILLS • WOODLAND
- SCENICS • RAILMATCH PAINTS
- MODELMASTERS TRANSFERS
- CAMBRIAN WAGON KITS EFE CORGI
- CLASSIX AND OXFORD DIECAST 1:76TH

MAIL ORDER SERVICE - SORRY NO LISTS

Open: Tuesday to Friday 9.30 to 17.00

Saturday 9.00 to 17.00

Tel: 0117 9559819 - Email: modelmaniaemail@aol.com

Ebay Shop: modelmaniabristol

MONK BAR model shop

Find us by Monk Bar
2 Goodramgate
York YO1 7LQ
Tel. 01904 659423
info@monkbarmodelshop.co.uk

Model Railways - Diecast Planes & Vehicles
Plastic Kits & Figures - Scalextric - Jigsaws

Open
Monday - Saturday
9am - 5.30pm
Only 2 minutes
from York Minster



Large
selection of
OO & N Gauge

Stockists of Hornby, Bachmann, Peco, Dapol, Gaugemaster, Ratio, Wills
Woodland Scenics, Metcalfe, Oxford Diecasts, Base Toys and many more

www.collectable-models.co.uk

MORRIS MODELS NORTH LANCING

80 Manor Road, N Lancing,
West Sussex, BN15 0HD
Tel 01903 754850

www.morris-models.co.uk
info@morrismodels.co.uk

We are between Brighton & Worthing, just off A27 west of Shoreham Airport

BRITISH RAILWAYS



PLUS MANY OTHER RANGES OF SCENIC
MATERIALS, BUILDINGS, VEHICLES etc

BICYCLED



OO/HO & N
Cycles & M/cycles
with working
lights!!
See our webshop
for details

Easy free parking!!
Open Mon - Sat
9.30 to 5.00

CONTINENTAL RAILWAYS



PLUS MANY OTHER RANGES OF SCENIC
MATERIALS, BUILDINGS, VEHICLES etc



Platform Models

PLATFORM MODELS

Model Railway items both new and second-hand
Also baseboards supplied by Model Railway Solutions

All prices 10% below RRP

Free parking

Opening Hours: Mon-Sat 10-5

10-12 Alder Hills, Poole, Dorset BH12 4AL

Tel: 01202 798068

or shop online at:

www.platformmodelsltd.co.uk

www.Perseverancekits.co.uk

Perseverance Etched Brass 4mm scale Locomotive chassis kits

- Produced from original Rod Neep Designs and etching art work.
- Suitable to convert most mass produced OO model locomotives to Fine scale running.
- Kits can be supplied with parts to make rigid or compensated chassis in either OO, EM or P4 track gauge as requested.
- Kits are supplied with detailed instructions and drawings, and a dedicated help service is available by email for chassis kit construction queries to customers of Perseverance Kits.

We also stock a vast range of scale parts from **Westward** Detailing Range which can also be seen at www.perseverancekits.co.uk

A current parts stock list and price list is available to download.

A printed A4 size price list is available by post on receipt of £1.00 in stamps

Leave a message- 01947895676, Txt- 07989469850, Email- chrisparish@hotmail.co.uk
Puffers Model Products, 'Eskdale', Grosmont, Whitby, North Yorkshire, YO22 5PT



MODEL RAILWAYS BOUGHT AND SOLD

We probably have the largest selection of pre-owned model railways on the south coast.

We stock new PECO, Hornby, Bachmann, Javis, Expo, Woodland Scenics, Metcalfe, Graham Farish, TCS decoders, Kaddee Couplers and more!

On our website we have a selection of our pre-owned locomotives with much more on display in the shop!

Telephone: 023 80 772 681

www.ronlines.com • r.lines@hotmail.co.uk

342 Shirley Road, Southampton, SO15 3HJ

NEW!

Laser Cut Open Sided Barn

OO / 4MM / 1:76



- ★ Precision laser cut cardkit
- ★ Pre-weathered roof texture
- ★ Detailed roof interior
- ★ Step by step instructions
- ★ Lots of scope for kit bashing!

L=208mm x W=125mm x H=84mm

Only £7.49 with FREE UK P&P!



scalemodelscenery
Tel: 01530 456952
.co.uk


Visit → scalescenery.com

Download → Print → Build

The home of quality
downloadable card
model railway kits
since 2005

NEW Low Relief Factory

Available in five
different brick colours
ONLY £3.99



Wide range
of doors

Card kits
that pass
closer
inspection

Optional loading
dock and awning

View our
large range of
N and OO kits
and texture sheets

Buy once unlimited prints

scale
scenery
.com

York's Magnetic Mates

NEW mini clamps
13.5mm

Architectural Detailing
0, 00 and N scale

Precision laser cut architectural detailing. Tiles, windows, doors, headers, valances, brackets, steps, etc. Plus kits and tools.

NEW PRODUCTS
Fences & Gates Tiles Windows Corridor Connections

www.yorkmodelmaking.co.uk

Alternatively send a large SAE for 0, 00 or N scale price lists to 01904 400358
York Modelmaking, Unit 13, Bull Centre, Stockton-on-Forest, York, YO32 9LE

Another Delightful Model At

C&M Models

N GAUGE SCOTRAIL 'SALTIRE' 156
£109.95, DUE SUMMER
ADVANCE ORDERS BEING TAKEN
EXCLUSIVE TO C&M MODELS

1 Crosby Street, Carlisle CA1 1DQ
Tel: 01228 514689
e-mail: sales@candmmodels.co.uk
Website: www.candmmodels.co.uk
Tuesday to Saturday: 10a.m. to 5p.m.
Sorry, but Fay is no longer available

BRANCHLINES

MOTORS AND GEARBOXES
Please email or write for our extensive catalogue covering all the Mashima range, our extensive range of one and two-stage gearboxes, flywheels, bearings, drive shafts etc to suit all popular modelling scales.

BLACK BEETLE MOTOR BOGIES
Powered 'Black Beetle' £48.50
Unpowered 'Dummy Beetle' £17.50
Black Beetle N/Silver wheels £3.30/axle

P.O. Box 4293, Westbury, BA13 9AA
Tel/Fax: 01373 822231
Email: sales@branchlines.com
Blog: branchlines.blogspot.com

Cat's SSAE +£1 (in stamps) extra or £2.50 C.Card
Please state interests.
P&P: UK £2.25 (value under £30) £3.50 (value £30-£60)
£4.50 (over £60) per order.
Non-EU and BPFO less VAT. Exports £4.00 Minimum
Mon-Thurs: 9.30am-1pm, 2pm-6pm

3mm Scale Model Railways
4 Greenwood Drive, Redhill, Surrey, RH1 5PJ. Tel: 01737 761919

40 Page Full Colour Catalogue £4.50
Catering exclusively for TT and 3mm Scale
www.3smr.co.uk

BlackBeetle, BullAnt, Halling, Tenshodo
www.motorbogies.com

NEW from ALPHAGRAPHIX

HUNSLET 0-6-OST
7mm scale Etched brass locomotive kit
Plus full supporting range of Card construction kits for Railway & Street buildings
Send 6x 2nd Class Stamps for CATALOGUE
23 Darris Road, Selly Park, Birmingham B29 7QY

O GAUGE
5 PLANK WAGON
Cumberland Granite Co
Limited Edition of 100 wagons

Crafty Hobbies
01229 820759
www.crafty-hobbies.co.uk

54 Cavendish Street, Barrow-in-Furness,
Cumbria LA14 1PZ

GREAT EASTERN MODEL RAILWAYS

SPECIALISING IN ALL YOUR MODEL RAILWAY NEEDS
00 + N Gauge

Tel: 01603 431457
greasternmodels.co.uk

199 Plumstead Road,
Norwich, Norfolk NR1 4AB

The Original **Fine Tip** The 0.5mm tip is ideal for all card kits, ballasting and precision gluing.

PVA Glue Applicator
No waste, no mess!

£3.75 Plus P & P
www.finetip.co.uk
Tel: 01524 411183

Lever Frames by MODRATEC

- simple or interlocked -
- mechanical or electrical control -
- popular 6 & 12 lever starter packs -
- FREE SigScribe4 design software -
- clever WIT (wire-in-tube) mechanisms -

modratec.com or 01905 590069 or 0845 224 1604

INVERTRAIN
Model Railways
7mm O Gauge Specialist

Sole Supplier of Wayoh Coach Bogies
7B29 Grounded Van Body Kit
£12.95 (plus £3.20 p&p)

For Full Details Of All Our Products,
Please See Our Website at www.invertrain.com
Or Send £4.00 for our latest Illustrated Catalogue To:
33 Rose Gardens, Cairneyhill, Dunfermline, Fife, KY12 8QS
Tel: 01383 880844 (Answer-phone available)
Please make cheques payable to Invertrain Model Railways

ITEMS MAIL ORDER LTD
MAYFIELD, MARSH LANE, SAUNDBY,
RETFORD, NOTTS, DN22 9ES
Tel/Fax: 01427 848880

BA SCREWS IN BRASS, STEEL AND STAINLESS. SOCKET SCREWS IN STEEL AND STAINLESS. DRILLS, RIVETS, TAPS, DIES, END MILLS, SLOT DRILLS ETC

BRASS CHEESE SCREWS FROM £2.32/100
BRASS ROUND SCREWS FROM £3.85/100
BRASS CSK SCREWS FROM £4.67/100
SOCKET GRUB SCREWS FROM £1.72/10
STANDARD PACK SIZES 10, 25, 50 AND 100

Special Offer
BRASS CHEESE 12 BA X 7/16" £5.96/100

PHONE FOR FREE LIST

Isle of Wight - Fort Victoria Model Railway and Shop
Westhill Lane, Yarmouth, PO41 0RR Tel: 01983 761553
www.fortvictoriamodelrailway.co.uk

Stockists of Peco, Bachmann, Woodland Scenics, Metcalfe, Dapol, Falier, etc.

Largest Marklin layout, open to the public in the UK with new English layouts and a fairground under construction.

SUMMER OPENING: Daily 10.15am-4.00pm closing at 5pm
(We are closed for the whole of November)

MASTRO Tel: 01933 355531
PayPal Mobile: 07969 535 699 (evenings & weekends)

H&A MODELS
19 Keats Way, Higham Ferrers, Northants. NN10 8DQ
Email: sales@hamodels.net

Coach & Wagon Kits, Wheels, Decals, Paint & Sundries
Parkside Dundas, Cooper Craft, Cambrian, Slators, Kirk 4mm. Mailcoach, Ian Kirk 7mm, Dapol, Precision Paints, Modelmaster Decals, Old Time Workshop, Labelle Oils, Alan Gibson, Romford

Order on line at: www.hamodels.net or ring us (same day or next day despatch)
Precision Paint - pre order and pick up at exhibitions (minimum two weeks notice)
Show Dates for June - Wrec-Rail Market Harborough 6th - Great Central Railway 19th, 20th & 21st

Pooleys Puffers

Model Railway Supplies, New & Second Hand Bought & Sold

Proprietor **DAVID POOLE**
Diecast Models Kits & Accessories

382a Jedburgh Court, Team Valley Trading Estate, Gateshead, Tyne & Wear. NE11 0BQ
Mon - Thurs - 10am - 5pm. Fri - Sat & Bank holidays please telephone for opening times. Sunday Closed
Tele: 0191 4910202/4106386 Mobile: 07976 519178
www.pooleyspuffers.com e-mail: pooleyspuffers@btopenworld.com

JACKSONS MODELS & RAILWAYS
33 NEW STREET WIGTON, CA7 9AL
Tel: 01697 342 557

www.jacksonsmodels.co.uk

Stocking Model Railways by Hornby, Bachmann, Farish, Peco, Dapol, Metcalfe, Superquick, Corgi, Oxford, Classix etc. Railway Scenery by Gaugemaster, Woodland Scenics, Javis, Busch, Expo, etc.

Opening Times: Mon, Tue, Fri 9-5, Late night Thurs to 7.00pm, Sat 10-3 Closed Wed & Sun

SOUTH EASTERN FINECAST



NEW SECR LOCOMOTIVE TRANSFERS and LINING 4mm SCALE

Range of VAC-formed Building Sheets - 4mm, 7mm & 10mm Scales.
English, Flemish and Plain Bond Brickwork available, sheet size 14" x 9"

1/24, 1/43 CAR KITS, 1/32 STEAM TRACTION ENGINE KITS, 4mm LOCOMOTIVE KITS

Full catalogue £3.50 UK, £5.00 Overseas

S.A.E price list only

GLENN HOUSE, HARTFIELD ROAD, FOREST ROW, EAST SUSSEX RH18 5DZ

Tel: 01342 824711 Fax: 01342 822270

Website: www.sefinecast.co.uk



Timber Tracks

Laser cut model railway products

Timber Tracks' kits are easy to construct, are supplied with comprehensive instructions, drawings and photographs and give you the ability to produce high quality buildings quickly.

All components are pre-cut, fully detailed, and assembled with only the minimum of tools.



Tel: 01275 852027
www.timbertracks.co.uk

Modelling London's Railways?



District Railway station building £6.99 (plus £1.70P&P)



3 car 'Oerlikon' set £9.99 (plus £1.70P&P)



London Trams £3.99 (plus £1.70P&P)



4 car 'Q' stock £12.49 (plus £1.70P&P)

Order these and many more card building kits direct from:

CDC Design, Chiltern End,
Fen Lane, Hitcham,
Suffolk, IP7 7NL

We produce card kits for:
Buildings, Trains, & Trams
backscenes and scratchbuilder sheets
not to mention our **new** range of
3d printed Plastic Loco and accessory kits

Look no further than...

STREET LEVEL MODELS
cdcdesign.webplus.net

Please make cheques payable to CDC Design.

www.gascupboard.co.uk

MODEL RAILWAYS

There are many stranger hobbies than ours...

#17 Trekkie

Gas Cupboard Models
6 St Georges Works, Silver Street,
TROWBRIDGE. BA14 8AA

01225 777888

Quotes on request

Tailor made cabinets to your requirements. Always happy to discuss your specifications, wall mounted & freestanding considered.

Manufactured from solid timber and stained or painted to a colour of your choice.

Glass fronted cabinet with swing or sliding glass doors and adjustable glass shelves.

COLLECTION DISPLAYS Quality Cabinets

Peter & Roz Roberts, 3 School House Lane,
Walkeringham, Doncaster, DN10 4LE
Tel/ansaphone: 01427 890908
or 07927 320522
E-mail: peter@collectiondisplays.co.uk

www.collectiondisplays.co.uk

Send £3.80 post free for our 60 page OO catalogue detailing all our other kits.

TOWNSTREET,
6 KIRKILL, BLENCRAN, PENRITH,
CUMBRIA, CA10 1TZ
www.townstreetuk.co.uk
MON TO FRI 2-8PM 01768 88456
MAIL ORDER ONLY

OO

From the Stonecast range that brings realism to your layout

NEW - 6 Road Engine Shed £99.50
Stand Alone Engine Shed Office £39.00
As Above But Without 1 Wall For Side Office £25.00

Easy sound, lighting & control for all!

Clip-in Buffer Lights & Track Testers
DC & DCC N & OO only £5 each

Various LFX Effects £15 inc Random, Flashing, Traffic Lights, Crossing, Welding, BBO

Colour Light Signals
DC & DCC fitted versions

NEW Fit real sound in your train - only £40!
Tiny motion controlled sound capsule & battery-no wiring

DIESEL NOW AVAILABLE

Works on both DC & DCC! Steam, Diesel, Goods....

NEW Automatic Coach Lights - For OO / N
Turns on automatically, no pickups, No flicker From £20

NO wires - fit this lighting strip in seconds!

Signal & Point Controllers
DCC only

Any gauge From £17

Available direct from www.dcpexpress.com & model shops

Train-Tech
Model Technology Made Easy

01953 457800 / www.Train-Tech.com

£4 UK P&P - this month quote BRM615 for FREE UK postage!

NEW BROCHURE FREE!

DCP Express
Bryon Court
Bow Street
Great Ellingham
NR17 1JB, UK

CLASSIFIEDS

ACCESSORIES, BOOKS & MODEL SERVICES

NICK TOZER
RAILWAY BOOKS

**RAILWAY BOOKS
BOUGHT & SOLD**

*Free Railway
Booksearch Service*

155 Church Street, Paddock,
Huddersfield, HD1 4UJ
Shop now open: Tue/Wed/Sat
(non-show dates) 11:00-17:00
+ Thu 14:00-20:00
Tel: 01484 518159 (answer machine)
www.railwaybook.com
email: nick@railwaybook.com

MP Middleton Press
EVOLVING THE ULTIMATE RAIL ENCYCLOPEDIA

Published 27 June
**TAMWORTH
TO DERBY**
incl Burton Brewery Lines
£18.95 P&P free (UK) MAIL ORDER
Available NOW

RAIL TIMES FOR GREAT BRITAIN
Summer Revision - Valid from 17 May 2015
£20.95 P&P free (UK) MAIL ORDER
www.middletonpress.co.uk

Easebourne Lane, Midhurst, GU29 9AZ
T: 01730 813169 E: sales@middletonpress.co.uk

**Please visit our website
or telephone for a brochure**

**Plates Etc. & Kits, bits and pieces from
No Nonsense Kits**

**CHURCHWARD
MODELS**

**DMR
Products**
Etched Brass Steam Locomotive Kits and Fittings

Available at shows and via our secure online shop
www.phoenix-paints.co.uk 01268 730549 sales@phoenix-paints.co.uk

**MANKIM
MODELS**
213 Shrub End Road, Colchester, Essex CO3 4RN
Tel: 01206 574929

**NEW & SECONDHAND
DIECAST & RAILWAYS**
Major Lined Cards & Graphical

Sorry
no lists

Ample Parking

**HORNBY - PECO
BACHMANN - FARISH
CORGI - OXFORD
EFE - AIRFIX etc**

**NEW & SECONDHAND
RAILWAYS & DIECAST**

**WARHAMMER
Scalextric**

FINISHING TOUCHES FOR YOUR LOCOS & COACHES

As used on
Tony Wright's
Little Bytham
layout

60034 **34
A**

BR & LMS Smokebox Numberplates to
customise your locos, plus BR Carriage
Destination Boards for all four regions –
all available in both 4mm & 7mm scales.
See website for details of our full range,
call 01476 550002 or send a C5 SAE to:
PACIFIC MODELS
2 High Street, Corby Glen
Lincolnshire NG33 4LX
www.pacificmodels.co.uk

BRM

BRM BACK ISSUES
Our Digital Editions
go back to April 2011!
www.pocketmags.com/BRM

SIGNALS MODEL
SHOP

8 Holly Court, High Street,
Midsomer Norton, Somerset, BA3 2DB
www.signalsmodels.com
Mon to Sat From 10am 01761 402484

Stockists of Bachmann, Hornby, PECO,
Humbrol, Noch, Graham Farish, Metcalfe,
Gaugemaster, Wills, etc. Plus second-hand.

FREE PARKING less than 5 mins walk

Topps Trains

NEW
Shop for model
railway enthusiasts
OPEN NOW
Free Parking

Wide range of stock from all
your favourite suppliers,
PLUS bespoke services,
ordering service and online shop.

Call us or see our website for details
28 Marston Road, Stafford, ST16 3BS
Tel: 01785 247883

KITS, SOFTWARE & CASTING

Parkside Dundas

LNER Toad E Goods Brake Van
O Gauge: 7mm scale

Our new kit is this LNER Goods Brake Van built between 1930 and 1935. Around 900 were
constructed with many lasting into the mid 1960's particularly on local goods services.
LNER 20 Ton Goods Brake Van Toad E ref: PS113 £39.90

Visit our website for details of more kits

Catalogues - 'O', 'OO' or '009': £2.00 each post paid.
SAE only for 'N' leaflet. Please add £3.00 P&P per order.

Exhibitions: Railex Aylesbury 23-24 May; Cleckheaton GOG 30 May;
Perth 27-28 June

Millie Street, Kirkcaldy, Fife, KY1 2NL
Tel/Fax: 01592 640896 sales@parksidedundas.co.uk
Website: www.parksidedundas.co.uk

MODELS

JOHN DUTFIELD LLP

Gift
Vouchers
available

Stockists of many brands inc Bachmann, Hornby, Graham
Farish, Dapol, Gaugemaster and Peco.
Secondhand bought and sold.
Selection of kits, glues, tools, paints and accessories.
Wards Yard, 133 Springfield Park Road
(at the junction with Hill Road) Chelmsford CM2 6EE
TEL: 01245 494455, EMAIL: heatherwilkinson@btconnect.com
www.johndutfieldmodelrailways.co.uk

OPENING HOURS:
9.00am-5.30pm
Mon, Tues, Thurs,
Fri and Saturday
Closed Wed, Sun
& Bank Holidays
All major credit/debit
cards accepted.

BRM DVD + MINI-MAG

CORNISH CREAM
BODMIN NORTH: RECALLING THE
"WITHERED ARM" IN 7mm SCALE

BODMIN NORTH
Features the early British railway station as featured
in a recent Peter Clegg's Railway from Scale Cornish
which has previously been in the model magazine.

Subscribe today!
Call our hotline on 01778 392002

RETAILERS & MANUFACTURERS

MARCWAY

51 YEARS

POINTWORK RENOWN FOR QUALITY

Producers of quality pointwork for over half a century - standard ranges in 1, 0, 00, EM, HO, SM32, 0.16.5 etc. All are ready to run and spray finished - we have also constructed custom pointwork & junctions to almost every imaginable configuration and have worldwide renown for our quality & unrivaled expertise - we are pleased to advise on starting, planning, design, construction and general direction when planning a layout. Telephone Marc on **01709 542951** to discuss your requirements or for technical or advice - listing of standard pointwork in all gauges as well as track materials, turned brass gauges, templates, levers and much more visit Marcway.net or ask for a leaflet - Orders **0114 2449170** shop hours.

Custom Pointwork

We construct custom pointwork & junctions in any gauge to your required specifications. All gauges from G to 009 including Dual Gauge & American 0 & Narrow Gauges.

PHONE MARC ON 01709 542951 (not always manned)

TECHNICAL & CUSTOM POINTWORK

NEW MARCWAY Gauge 0 Flexible Track



New **MARCWAY** injection moulded plastic based flexible track. Very finely detailed moulding with correct 9' timbers and code 125 bullhead nickel silver matching our 0 Gauge pointwork - Beautifully proportioned to capture trackwork of the British steam era.
Box of 10 yards£75.00
Individuals£7.80

MARCWAY 0 Gauge Pointwork

Handcrafted with code 125 bullhead nickel silver rail matching Marcway, Peco and C & L 0 gauge track. Built as per all our ready to run pointwork ranges with live frogs, are self isolating and rail built throughout with no cast or moulded parts. Extensive standard range including 3 ways, slips, crossings, curve points etc. L & R point start at £43.95.

Introduction offer 4x72" or 48" points £159.00

MARCWAY 00 & EM Pointwork

Handcrafted in either 00 or EM gauges with code 75 nickel silver Bullhead rail and to match to SMP Scaleway track. The 00 range are built to take Hornby, Bachmann, Lima as well as finescale wheel standards. EM are set to the normal fine settings. Range includes slips, 3 ways, curve points etc. Construction & finish as per 0. Prices start at £25.50 for L or R.

Introductory offer 4 x Lor R, hand 36" or 48" points for £90.00

MARCWAY TRACK MATERIALS

For all gauges: Rails, sleeper strips, cut sleepers, track gauges, point levers & motors, switches, planners, metal track templates, point kits, frog units etc

MARCWAY Track Roller Gauge

Gauge 1 For Code 200 Rail Roller Gauge	£11.95
0 Gauge Fine For Code 124/5 & 143/8 Rail Roller Gauge	£9.95
0 Gauge Coarse & SM32 For Code 200 Rail Roller Gauge	£10.25
00 Gauge Universal For Code 100 & 90 Rail Roller Gauge	£5.50
00 Gauge Fine/Universal For Code 75 Rail Roller Gauge	£5.50
EM Gauge Fine For Code 75 Rail Roller Gauge	£5.50
TT Gauge Universal For Code 90 Rail Roller Gauge	£5.50
N Gauge (N & 009) For Code 75 Rail Roller Gauge	£5.00

MARCWAY POINT LEVERS

PLN Point Lever with built in omega spring N/TT/Fine	£3.99
PLS Point Lever with built in omega spring 00/EM	£3.99
PLL Point Lever with built in omega spring 0 Gauge	£3.99

MARCWAY Rails

See our large range of rail on previous months or on Marcway.net

MARCWAY PCB Sleeper Strip

See our large range of sleeper strips as above.

SMP SCALEWAY TRACK

Code 75 Bullhead plastic based flexible track - beautifully proportioned to capture trackwork of the British steam era.	
0 Scaleway 0 Nickel Silver (125BH) Track Box of 10 yards	£75.00
J Scaleway 00 Nickel Silver Track Box of 10 yards	£43.00
K Scaleway 00 Phosphor Bronze Track Box of 10 yards	£43.00
L Scaleway EM Nickel Silver Track Box of 10 yards	£43.00
M Scaleway EM Phosphor Bronze Track Box of 10 yards	£43.00
Also available P4 18.88 + 19.33	£47.00
00 36" Radius Point Kit Left or Right Hand	£7.99

All above plastic based and also available in Phosphor Bronze. SAE or phone for full SMP leaflet including PCB kits, sleepers, gauges etc.

POSTAGE EXTRA AT COST

NEW OBSOLETE HORNBY

As well as all the current range we carry vast selection of new obsolete locos, rolling stock, Skaledale etc.
Please phone for details or visit our small listing website
www.modelrailways.me.uk or www.marcway.net

MARCWAY

0114
2449170

SCALE MODELS



VISIT OUR SPACIOUS SHOP - 1200sq ft Sales Area • SHOP OPEN 10am-5pm 6 days a week

Phone, Fax or Post your order. marcway.net has full Marcway Pointwork list
HORNBY & SCALEXTRIC MAIN AGENTS Peco - Farish - Gauguemaster - Bachmann etc. Sets, Train Packs, Locomotives & Rolling Stock, Track Controls & Accessories etc. Also modellers tools, airbrushes, paints, plastic, metal and wood section and sheet. *Secondhand equipment bought and sold. Best selection combined with helpful & friendly service - Free technical advice by phone or in store*

598-600 ATTERCLIFFE RD, SHEFFIELD S9 3QS

SITUATED 2 MILES FROM M1 JUNCTION 34 (Meadowhall Exit) 200yds from Attercliffe Tram Stop

NO INSIST IN OUR WORKSHOP

ADVERTISERS INDEX

3MM SCALE MODEL RAILWAYS	140	MORLEY CONTROLLERS LIMITED	130
A C MODELS	121	MORRIS MODELS	139
ADDESTONE MODELS	121	MR B LEGGETT	110
ALL COMPONENTS	133	MR MALCOLM TOWNSEND	110
ALPHAGRAPHIX	140	NICK TOZER	142
ALTON MODEL CENTRE	136	NORTH EAST DIECAST COLLECTORS CLUB	110
FINE TIP	140	OFF THE RAILS	133
ANORAKS ANONYMOUS	134	OLIVIA'S TRAINS & MODELS	129
BACHMANN EUROPE PLC	2, 116 & 117	OO WORKS	137
BARRY JONES	137	OSBORN'S MODELS LIMITED	110
BILL HUDSON TRANSPORT BOOKS	144	OXFORD DIECAST LTD	6
BLACKWELLS OF HAWKELL	137	P & D MARSH	137
BOOK LAW PUBLICATIONS	121	PACIFIC MODELS	142
BRANCHLINES	140	PARKSIDE DUNDAS	142
BREWSTERS LIMITED	144	PENNINE MODELS	87
C & L FINESCALE MODELLING LTD	130	PERTH & DISTRICT MRC	115
C & M MODELS	140	PETERS SPARES MODEL RAILWAYS LTD	131 & 145
CHESTER MODEL CENTRE	126	PHOENIX PRECISION PAINTS	142
CHESTERFIELD RAILWAY MODELLERS	110	PLATFORM MODELS LTD	139
CHURCH STREET MODELS	136	POOLEYS PUFFERS	140
CINERAIL	97	PUFFERS MODEL PRODUCTS	139
COLLECTION DISPLAYS	141	QUAINTON ROAD MODELS	137
CONNOISSEUR MODELS	144	RAILS OF SHEFFIELD	118 TO 120
CRAFTY HOBBIES	140	RAILWAY CONDUCTOR	129
DAPOL LIMITED	147	RAY HEARD	110
DB MODELS	128	REDCAR MODELS & HOBBIES	137
DCC CONCEPTS PTY LTD	3	RHUDDLAN MODELS	137
DCC SUPPLIES LTD	126 & 140	RISBOROUGH & DISTRICT MRC	110
DEREK'S TRANSPORT BOOKS	137	RON LINES	139
DURHAM TRAINS OF STANLEY	144	ROXEY MOULDINGS	145
EDWARD JAMES COLLECTABLES	131	SAWYER MODELS	129
EDWINSTOWE TRAINS N THINGS	135	SCALE MODEL SCENERY LTD	139
EXETER MRE (MODEL RAILWAY EXHIBITION)	115	SCALESCEENES.COM	139
EXPO DRILLS AND TOOLS	8 & 9	SIGNALS MODEL SHOP	142
EXPRESS MODELS	136	SKYTREX (2013) LIMITED	135
FINESCALEBRASS (UK) LTD	113	SOUTH EASTERN FINESCA	141
FORT VICTORIA MODEL RAILWAY	140	SOUTH WEST DIGITAL	130
FOX TRANSFERS LTD	130	SPECIALIST CRAFTS LTD	127
FRIZINGHALL MODELS & RAILWAYS	132	SQUIRES MODEL & CRAFT TOOLS	115
GATESHEAD TOY FAIR	110	SRP FAIRS	110
GAUGE 0' GUILD LIMITED	65	STEVENSON CARRIAGES & MILLHOLME MODELS	137
GAUGEMASTER.COM	10 & 11	STRAWBERRY LINE RAILWAY	145
GC WEATHERING	133	STREET LEVEL MODELS	141
GEE DEE MODELS	136	SUNNINGWELL COMMAND CONTROL LT	144
GEOFF GAMBLE BOOKS	144	TENNANTS TRAINS	137
GFB DESIGNS (SIG-NA TRAK)	132	THE AIRBRUSH COMPANY LIMITED	138
GILBOW (HOLDINGS) LTD	21	THE GAS CUPBOARD	141
GRAPHIC AIR SYSTEMS	132	THE HEREFORD MODEL CENTRE	31
GREAT CENTRAL RAILWAY	111	THE HOBBY BOX LIMITED	137
GREAT EASTERN TOYS AND MODELS	140	THE HOBBY GOBLIN	135
GRIMY TIMES	132	THE HOBBY SHOP	145
H. & A. MODELS	140	THE MODEL RAILWAY SHOP	137
HARBURN HOBBIES	39	THE MODEL TREE SHOP	65
HASLINGTON MODELS	135	THE TOTTENHAM JINNY	137
HATTON'S MODEL RAILWAYS	14 TO 20, 61, 122, 123 & 148	TIMBER TRACKS	141
HAYLE MODEL RAILWAY CLUB	110	TMC CUSTOM FINISH LOCOMOTIVES	124 TO 125
HOWARD SCENIC SUPPLIES	144	TOPP TRAINS	142
INVERTRAIN MODEL RAILWAYS	140	TOWER MODELS	75
ITEMS MAIL ORDER LTD	140	TOWNSTREET	141
JACKSONS MODELS	140	TRAIN TECH	131 & 141
JOE LOCK	110	TRAIN TERRAIN	137
JOHN AYREY DIE CASTS LTD	135	TRAIN TIMES MODEL SHOP	121
JOHN DUTFIELD	142	TRAINS 4U	121
K & M MODELS	136	TRI-ANGMAN	137
LANGLEY MINIATURE MODELS	129	TRIDENT TRAINS MODEL SHOP	135
LINDA TINKER RAILWAY BOOKS	137	UPSTAIRS DOWNSTAIRS	135
LISKEARD RAILWAY MODELS	112	VECTIS	113 & 145
LOCOMOTION	87	VIKING OPTICAL	133
LORD AND BUTLER	136	WADDELL'S MODELS	135
MALC'S MODELS	137	WALTONS OF ALTRINCHAM	144
MANKIM MODELS	142	WELLINGBOROUGH TRAINS & MODELS	127
MARCWAY MODELS & HOBBIES	143	WHITE ROSE MODELWORKS	91
METCALFE MODELS & TOYS LIMITED	12 & 13	YORK MODELMAKING AND DISPLAY LIMITED	140
MIDDLETON PRESS	142	YOU CHOOSE	39
MILLENNIUM MODELS	144		
MINX MICRODRIVES	131		
MODEL MARKET LIMITED	144		
MODEL RAIL BASEBOARDS	136		
MODEL RAILWAY DEVELOPMENTS	144		
MODEL RAILWAY SOLUTIONS	136		
MODELLERS MECCA LIMITED	113		
MODELMANIA	139		
MONK BAR MODEL SHOP LTD	139		

BILL HUDSON BOOKS

Please visit our totally revamped site.
Now with secure online ordering!

www.billhudsontransportbooks.co.uk

Tel/Fax: 01629 580797

Please visit: Matlock Station, Station Yard, Matlock DE4 3NA


HOWARD SCENIC SUPPLIES

www.howardscenicsupplies.co.uk

Email: sales@howardscenicsupplies.co.uk Tel: 01206 385409

NOCH **ANGORTON MODELS** **SUPERQUICK** **FALLER** **Preiser** **Heki**

Adhesives, Backscenes, Ballast, Buildings, Cork, Figures, Fencing, Groundcover, Modelling Materials, Plants, Roads, Trees & Bushes, Walling & More!



NEW Turntable Mechanism
Electro-mechanical indexing (as shown)
ensures accurate positioning.
Speed control and direction.
Use alone or DCC.



www.emardee.org.uk

GEOFF GAMBLE BOOKS

Railway book specialist covering UK and overseas
prototypes, also modelling, bus, tram and shipping books.
Book searches a pleasure. Many books POST FREE.

Visit <http://www.geoffgamblebooks.co.uk>
for further details. On-line ordering on
www.rail-books.co.uk Tel: 01293 406137

CONNOISSEUR MODELS

0 Gauge Etched Locomotive, Wagon & Carriage Kits
Website & On Line Catalogue

www.jimmcgeown.com

or Send 2nd Class Address Label For Free Printed Catalogue
1 Newton Cottages, Nr Weobley, Herefordshire HR4 8QX

Millennium Models

Hornby, Bachmann, Peco and more.

New and Secondhand stock

Jarvis, Dapol, Metcalfe, Corgi, Oxford

67 Queen Street, Morley, Leeds LS27 8EB

Tel: 0113 2189286 www.millennium-models.co.uk

Model Market Limited.

HORNBY

DCC concepts

Digital plus[®]
by Lenz

ESU

Lok Sound
Lok Pilot

Loco Renaming & Renumbering Plus Our Own Special Editions


www.ModelMarket.co.uk

07890 - 095933

WALTONSMODELS.CO.UK

Where Will Your Hobby Take You Today?

Figures from £5.20



Hornby DCC NMRA
decoder only £13.75

Crosfield Chemicals
Limited Edition
3 x Wagons
£29.95



info@waltonsmodels.co.uk 0161 928 5940

30 Stamford Street, Altrincham, Cheshire, WA14 1EY

HORNBY **ANGORTON MODELS** **PREISER** **PECO** **FLEISCHMANN** **Roco**

DURHAM TRAINS OF STANLEY

MORE THAN JUST A MODEL SHOP


WE STOCK ALL MAJOR BRITISH OUTLINE ROLLING STOCK AND SCENICS AS WELL AS OXFORD DIECAST. WE ALSO
OFFER A CHIP FITTING SERVICE RTO READY AND HOME DCC READY LOCOS AND SERVICE MOST MAKES OF LOCOS.
JUST CLICK ON OUR WEBSITE FOR MORE INFORMATION. WE ALSO HAVE OVER 3000 ITEMS FOR SALE ONLINE.

6 STATION ROAD, STANLEY, CO. DURHAM, DH8 0JL

SHOP OPEN MON-TUES-FRI-SAT OPEN 0930-1700 • THURS 1100-1900 • CLOSED WEDNESDAY AND SUNDAY

TEL: 01207 232545 • www.durhamtrainsofstanley.co.uk • email: sales@durhamtrainsofstanley.co.uk

SOLDERING IRONS & ACCESSORIES



86 page paperback
with many illustrated
examples to help you
get started as well as
improving your
soldering.

Now reprinted for the
31th time
£3.99

£1 Postage

Trade enquiries welcome for this book

BREWSTERS Ltd
112 New George Street, Plymouth PL1 1RZ
Phone 01752 665011

ANTEX SOLDERING IRONS

CS18 18W IRON £20.99
Postage £2.50

The ANTEX CS18 18W Soldering Iron comes fitted with 2.5mm bit.
This iron is ideally suited for 70 gauge modelling as well as all types of
electronic soldering. We stock a range of bits for this iron. See website
below

XS25 25W IRON £21.45
Postage £2.50

Slightly larger than the CS18 the XS25 is fitted with a 2mm bit.
This iron is ideally suited to all work around a 00 gauge layout
including soldering to track. A range of additional bits are available
for this iron. See Website below for more information on both irons

Our Full Soldering Catalogue Containing Over 200

Items is on our Websites @

www.soldering-shop.co.uk
www.brewstersbatteries.co.uk

ALL MAJOR CREDIT/DEBIT CARDS ACCEPTED

BRM

FREE E-NEWSLETTERS

Exclusive articles, competitions & offers

Register now at www.model-railways-live.co.uk/register



Always looking to bring you the best in
Digital Command Control systems and support

For further details please send a SAE to:

SCC Ltd. PO Box 381, Abingdon SO, OX13 6YB Tel: 01865 730455

Or visit our website at: www.scc4dcc.co.uk Email: info@scc4dcc.co.uk



Strawberry Line Miniature Railway

The Strawberry Line Miniature Railway now features the only gravitational hump yard in the world in miniature railways.



Now Open: Country Park Models

Email: info@strawberryminirail.co.uk • Phone: 0117 9860124 • Mobile: 07960 151286
Britannia House, Avon Valley Country Park, Pixash Lane, Keynsham, Bristol, BS31 1TS

roxeymouldings.co.uk

Your website for finescale locomotive, carriage and wagon kits in 00 and 0 gauges. A wide range of accessories in stock from Slater's, Markits, Romford, Alan Gibson and our own etched detail frets. Motors from Mashima and Tenshodo with gears and gearboxes from Markits and Roxey. Markits 00 rolling stock wheels and our own turned steel wheels for 0 gauge. Ixion 0 gauge ready to run locos locos. For Exhibition sales only, we stock solder, flux and Precision Paints.



58 Dudley Road, Walton-on-Thames, Surrey KT12 2JU

Tel: 01932 245439





VISIT THE VECTIS WEBSITE

You will find listings of all our Train auctions from 1999, including all prices realised for any train we've sold over the past decade.

WWW.VECTIS.CO.UK



THE HOBBY SHOP

www.hobb-e-mail.com

122 West Street, Faversham,
Kent, ME13 7JB
Tel: 01795 531666



COMPANY

PETER SPARES

PROFILE

Peters Spares have been working very hard the last few years to bring deleted spares back into production like the Triang Hornby pickup springs from early motor bogies as well as some new metal replacement wheel sets to improve OO/HO Lima rolling stock. The company offers X03 X04 motor brushes, brush holders, brush springs as well as Graham Farish, Lima & Mainline Brushes and Springs. The latest venture is to help bring back to life Mainline locomotives with their new plastic axles and gear sets at only £5.99. They also stock replacement metal buffers / DMU exhausts for Lima and Hornby models even the front lower nose panel with buffers for Hornby A4's. Lima replacement traction tyres have just arrived in small and large sizes.

Peters Spares web site is crammed with many items from Locomotives and train sets to packs of screws or Valve Gear a small selection is photo'd opposite.

Our contact details are:

Peters Spares Model Railways Ltd, 2J / 2H Brighthouse Business Village, Riverside Park, Middlesbrough TS2 1RT
TEL: 01642 909794 Email: sales@petersspares.com Web: www.petersspares.com



TAIL LAMP



After an absence of some years I have once again found time to wander along to various model rail shows. Generally my trips have proved to be both interesting and enlightening. My reasons for visiting such events are various but mainly I like to see how the hobby is evolving plus discovering what new innovations are making this hobby more appealing for us modellers. Good examples are the developments in sound, DCC control and other such gadgetry that can and does add a little more excitement to a model layout.

While walking around I will occasionally pause, often near a café area and just look around, taking in the vista and observing those around me. Normally there will be tables and chairs all occupied by modellers emptying their bulging carrier bags, showing each other their prized purchases and exchanging views. At the same time I attempt to work out the average age of those around me.

For example, on the Saturday of **BRM's** Alexandra Palace show my mental 'straw poll' estimated that the average age was approximately 60, while on the Sunday the age had arguably dropped to the mid- to late-50s due to the number of families that visiting that day. I was at Alexandra Palace on the second day as I had business in that part of the world. From past experience I expected the show to be good and I wanted to have a closer look on the Sunday, assuming that the crowds would not be so intense as they had been the day before.

There was one particular layout which, in my opinion, was outstanding and that I was determined to study more closely. I will not embarrass those that were manning it by being too precise as to its name but I was fascinated at how they had managed to create such a stunning grass effect on a section of superbly crafted 'meadow'.

Anxious to learn about the technique used I asked one of the gentlemen who was standing behind the layout how the grass effect had been achieved but was met with a rather disdainful look and the

answer, 'With difficulty!' Sadly this particular person was obviously unaware that he was not at one of his club's meetings but at one of the country's largest and most prestigious model railway exhibitions!

Unfortunately the unhelpful reaction and response I received is not uncommon and I do wonder why these people actually bother to attend such events. Surely those that are behind the layouts must realise that they are not only showing off their skills and handiwork but are ambassadors for a great pastime. Are they not aware that one of the main reasons for their presence is primarily to communicate with the public and to promote the hobby?

I am certain that some think it is just an all expenses paid extension of their club night!

It's by no means a universal problem, but I'm sure that we all have similar stories and people are more likely to remember bad experiences than positive ones.

And while on the subject, operating a layout to a timetable is all well and good on club nights but when at an exhibition there are those visitors, and I suspect a good proportion of them who want to see constant movement and not scale length pregnant pauses between branch line trains.

I am not for a moment advocating the complete abandonment of some form

of scale train timings, but what I am suggesting is for the exhibitors to be reasonable and give the majority of the public what they want; namely moving trains!

I would suggest there are a large number of visitors to model rail exhibitions who are either contemplating model railways as a hobby or are just interested in reliving their dreams of days gone by. These are the people that we desperately need to attract into the hobby.

These are the people, young and old who jostle for space around the old Tri-ang 'Super 4' layouts watching the period models rattle around the layout at breakneck speeds. Please remember dear exhibitors that these watchers are all potential modellers, customers and club members! **BRM**

BRM's 'Industry Insider' shares his experiences from a recent model railway exhibition.



model railway company

Dapol Limited, Gledrid Industrial Park, Chirk, Wrexham, LL14 5DG

Tel: 01691 774455
Fax: 01691 778866
e-mail: sales@dapol.co.uk

www.dapol.co.uk

May Releases

O GAUGE



7S-010-003 - Terrier A1X Lined Green Southern 2644

7S-010-003D - Terrier A1X Lined Green Southern 2644 DCC & Sound



7S-010-004 - Terrier A1X LBSC Improved Engine Green 'Thames' 57

7S-010-004D - Terrier A1X LBSC Improved Engine Green 'Thames' 57 DCC & Sound



7F-051-018 - 5 Plank - Nathl Atrill

7F-051-018W - 5 Plank - Nathl Atrill Weathered

Also released this month include;

7S-010-005 - Terrier A1X LBSC Improved Engine Green 'Brighton' 40

7S-010-005D - Terrier A1X LBSC Improved Engine Green 'Brighton' 40 DCC & Sound

All product release dates correct at time of going to press

N GAUGE



2D-009-001 - Class 121 BR Green with Whiskers W55027

2D-009-001D - Class 121 BR Green with Whiskers W55027 DCC Fitted

Also released this month include;

2D-013-052 - Class 27 Dummy BR Blue 27212

2D-009-000 - Class 121 BR Green SYP W55022

2D-009-000D - Class 121 BR Green SYP W55022 DCC Fitted

2D-009-002 - Class 121 BR Blue/Grey 55032

2D-009-002D - Class 121 BR Blue/Grey 55032 DCC Fitted

2D-009-100 - Class 121 BR Blue/Grey Dummy 55032

2D-009-101 - Class 121 BR Green with Whiskers Dummy W55020

2D-009-102 - Class 121 BR Blue/Grey W55030 Dummy

OO GAUGE



4F-018-007 - Salt Van - Saxa 236

4F-018-008 - Salt Van - Saxa 236 Weathered

Also released this month include;

4F-038-005 - 20T Steel Mineral - GWR 33264

4F-038-006 - 20T Steel Mineral - GWR 33264 Weathered

4F-051-015 - 5 Plank - BR M318256

4F-051-016 - 5 Plank - BR M318256 Weathered

4F-090-102 - 9 Plank - Harrogate Gas 14

4F-090-103 - 9 Plank - Harrogate Gas 14 Weathered

APPROVED

DAPOL GOLD
STOCKISTS

The following retailers carry stocks of all new monthly products

ALTON: **Alton Models** tel: 01420 542244

ARUNDEL: **Gaugemaster** tel: 01903 884321

AXMINSTER: **Buffers Model Railways** tel: 01297 35557

AYLSHAM: **Bure Valley Railway** tel: 01263 733858

BARROW IN FURNESS: **Crafty Hobbies** tel: 01229 820759

BIDEFORD: **Osborn's Models** tel: 01237 423453

BRISTOL: **Model Railways Direct** tel: 01275 774224

BURTON-ON-TRENT: **The Tutbury Jinny** tel: 01283 814777

CAMBORNE: **Kernow Model Railway Centre** tel: 01209 714099

CARLISLE: **C & M Models** tel: 01228 514689

CHELTENHAM: **Cheltenham Models** tel: 01242 523117

HEREFORD: **Hereford Model Shop** tel: 01432 352809

KIDDERMINSTER: **DMB/Footplate Models** tel: 01562 750076

LIVERPOOL: **Hattons** tel: 0151 733 3655

NANTWICH: **Trident Trains** tel: 01270 842400

NORTH LANCING: **Morris Models** tel: 01903 754850

SHEFFIELD: **Rails of Sheffield** tel: 01142 551436

STROUD: **ANTICS** tel: 01453 825381

SHEPTON MALLET: **East Somerset Models** tel: 01749 880651


YORK: **Monk Bar Model Shop** tel: 01904 659423




Welcome to our project update feature, with the latest status of forthcoming releases from all major manufacturers projects. Use it to see what the progress of projects you are interested in. Use the web address in the "link" column to can be used to view products online, and to place preorders.

0151 733 3655
364-368 Smithdown Road
Liverpool, L15 5AN


Phone opening times Shop opening times
Mon to Thu 7am-9pm Mon to Sat 8am-6pm
Fri & Sat 8am-6pm Sun 10am-4pm
Sun 9am-5pm


	Link	Price	Date announced	CAD done	In Tooling	Seen 1st EP	Decorated samples	In production	On Board Ship	Released
E4 Brighton tank	ehattons.com/e4	£93.46	Mar 2013							
Modified Hall class	ehattons.com/mh	£106.21-£114.71	Mar 2012							
Class 43 NBL Warship	ehattons.com/c43	£118.96	Mar 2013							
Hawthorn Autocoaches	ehattons.com/hac	£58.61	Mar 2013							
Wickham trolley car	ehattons.com/wtc	£67.96	Mar 2013							
Class 5MT	ehattons.com/5mt	£85 (EST)	Mar 2015							
LNWR Webb coal tank	ehattons.com/wct	£102.00 (EST)	Sep 2014							

Birdcage coaches, Class 5P4F Stanier Mogul, Class 24/1, Class 90, J72, 6P, V2, 3F, J39, K3, 94xx, H2 Atlantic - view these projects at www.ehattons.com/projectupdates


	Link	Price	Date announced	CAD done	In Tooling	Seen 1st EP	Decorated samples	In production	On Board Ship	Released
Class 73	ehattons.com/c73	£105.00	March 2012							

GWR Railcar, Class 68, Class B4, IDA flat, Turbot - view these projects at www.ehattons.com/projectupdates


	Link	Price	Date announced	CAD done	In Tooling	Seen 1st EP	Decorated samples	In production	On Board Ship	Released
J94	ehattons.com/j94	£82.00	Aug 2014							
14xx	ehattons.com/14xx	£99.00	Sep 2014	Feb 2015	ETA May 2015					
Hatton's King	ehattons.com/king	£169.00- £179.00	Aug 2014	Nov 2014	ETA Apr 2015					

	Link	Price	Date announced	CAD done	In Tooling	Seen 1st EP	Decorated samples	In production	On Board Ship	Released
Class 05	ehattons.com/c05	£100.00	Jun 2013							
Metropolitan Bo-Bo	ehattons.com/mbb	£107.00	May 2014							

Park Royal railbus, Class 05, Class O2/3, Class 1366 - view these projects at www.ehattons.com/projectupdates

	Link	Price	Date announced	CAD done	In Tooling	Seen 1st EP	Decorated samples	In production	On Board Ship	Released
Class 9f Crosti-boiler	ehattons.com/9fcb	£111.20	Dec 2013							
D16	ehattons.com/d16	£101.90	Dec 2103							
Class 700	ehattons.com/c700	£101.90	Dec 2013							
Class S15	ehattons.com/s15	£124.99	Dec 2014							
Class J50	ehattons.com/j50	£74.06	Dec 2014							
Hornby Adams Radial	ehattons.com/horar	£111.10	Dec 2014							
King	ehattons.com/horking	£148.14 - £179.99	Dec 2014							
Merchant Navy	ehattons.com/mn	TBC	Mar 2015							

LMS Coaches, K-Type Pullmans, D16, Class 700, Class S15 - view these projects at www.ehattons.com/projectupdates

	Link	Price	Date announced	CAD done	In Tooling	Seen 1st EP	Decorated samples	In production	On Board Ship	Released
7 plank wagons	ehattons.com/oxcw	£9.00	Jan 2015							
Adam's Radial	ehattons.com/ar	£88.00	Jan 2015							
Hatton's ICI hopper	ehattons.com/ici	£24.00 / £25.00	Mar 2015							

 Shows the stage the project is at based on the information available to us. CAD: Computer Aided Design. 1st EP: First Engineering Prototype. (EST): Price is estimated.

You can view extended lists, preorder & comment on all of these projects at

www.ehattons.com/projectupdates

Information correct at the time of going to press. All information subject to change