

FREE
DVD



HORNBY BACHMANN FARISH
◀ LNER J15 | LBSCR E4 0-6-2T | CLASS 31

BRM

BRITISH RAILWAY MODELLING

APRIL 2015 | £4.25

PRACTICAL BRM



TACKLE A MODERN TAMPER KIT IN OO

IN THIS ISSUE

14 ALL-NEW
MODELS
REVIEWED



7 'HOW TO'
MODELLING
PROJECTS



3 QUALITY
FINESCALE
LAYOUTS



BIG TANK COUNTRY

KIMBERLEY: BR STEAM
IN THE EAST MIDLANDS

**156 PAGES
OF BRITAIN'S
BEST MODEL
RAILWAYS**



EXPERT ADVICE

CHOOSE THE RIGHT KIT ▶ MODULAR BASEBOARDS



+ INDUSTRY INSIDER



Class 150 DMU

OO Scale Multiple Unit



32-927 Class 150 2-Car Diesel Multiple Unit (DMU) First Great Western, No. 150128



- All new drive mechanism
- Enhanced interior seating including driver's cab interior
- Optional non working buckeye couplings
- Comprehensive and detailed underfloor equipment
- Directional front and tail lights

- Interior lighting
- DCC 21 pin decoder socket
- Accessory snow ploughs
- Close coupling system
- Etched exhaust guards



32-928 Class 150 2-Car Diesel Multiple Unit (DMU)
Sprinter, No. 150150



32-937 Class 150 2-Car Diesel Multiple Unit (DMU)
Centro, No. 150202



32-938 Class 150 2-Car Diesel Multiple Unit (DMU)
Northern Rail, No. 150204



Era 8 = 1982 - 1994, Era 9 = 1995 onwards.

fitted with directional lighting.

fitted with interior lighting.

features 21Pin DCC socket.

ready to accept sound decoder.

with weathering effect applied.

DISCOUNT 'O' GAUGE

TOWER BRASS LOCOMOTIVES

R.T.R in unpainted brass/factory painted	
GWR/BR King.....	£900.00
GWR/BR Railcar 19-33.....	£550.00
GWR/BR Parcels Railcar No.34.....	£550.00
GWR 14xx Late black chassis.....	£525.00
GWR/BR 4575 Prairie black chassis.....	£650.00
GWR 1361 Early black chassis.....	£525.00
GWR/BR 1361 Late black chassis.....	£525.00
LY/LMS/BR Pug black.....	£450.00
LNER/BR J39 0-6-0 black.....	£925.00
GWR/BR 8750 Pannier black chassis.....	£525.00

TOWER BRASS COACHES

Fully assembled in unpainted brass	
BR Suburban All 2nd or Compo.....	£215.00
GWR/BR Collett D127 brake 3rd.....	£235.00

SAN CHENG R-T-R BRASS LOCOS

In basic factory paint finish

GWR/BR 4-6-0 Hall Green.....	£1350.00
BR 4-6-0 Hall Black.....	£1350.00
SR 4-4-0 Schools Olive.....	£1300.00
SR 4-4-0 Schools Malachite.....	£1300.00
LNER/BR V2 2-6-2.....	£1400.00
GWR/BR Manor.....	£1400.00
LNER/BR B1 black late tender.....	£1400.00
GWR City of Turro.....	£1350.00
LNER/BR J50 Black.....	£675.00
GWR/BR Grange (2 versions).....	£1400.00

FULLY FINISHED R-T-R LOCOS

LMS/BR Royal Scot 4-6-0.....	from £1575.00
LMS/BR Jubilee 4-6-0.....	from £1625.00
L&Y/LMS/BR Pug 0-4-0T.....	from £525.00
GWR/BR 48xx/14xx Autolit 0-4-2T.....	from £695.00
GWR/BR 1361 0-6-0-OST.....	from £695.00
GWR/BR 8750 Pannier tank.....	from £695.00
GWR/BR 4575 Prairie tank.....	from £855.00
GWR/BR King 4-6-0.....	from £1235.00
GWR/BR Castle 4-6-0.....	from £1535.00
GWR/BR Hall 4-6-0.....	from £1575.00
GWR/BR Parcels/Passenger railcars from £785.00	
SR/BR Schools 4-4-0.....	from £1525.00
LNER/BR J39 0-6-0.....	from £1110.00
LNER/BR V2 2-6-2.....	from £1625.00
GWR/BR Manor.....	from £1625.00
LMS/BR Original Patriot.....	from £1625.00
GWR City of Turro.....	from £1545.00
GWR/BR Grange.....	from £1585.00
LMS/BR Black Five.....	from £1625.00
LNER/BR B1.....	from £1625.00
Over 100 R-T-R locos available off the shelf	

SLATERS LOCO KITS

7L002 G.W.R. 28xx Curved frame.....	£473.00
7L003 G.W.R. 28xx Square frame.....	£473.00
7L005 M.R.L.M.S. Flatiron.....	£368.25
7L006 M.R.L.M.S. Johnson Hallcab.....	£322.00
7L007 M.R.L.M.S. Johnson Kirtley.....	£438.00
7L009 C.R./Industrial Pug.....	£223.99
7L011 M.R.L.M.S. Johnson 1262 0-4-4T.....	£351.50
7L014 M.R.L.M.S. Dealey Comp 4-4-0.....	£464.00
7L015 G.W.R. Saint Curved frame.....	£473.00

GLADIATOR LOCO KITS

GTR20 L.M.S.B.R. Princess.....	£395.00
GTR21 L.M.S.B.R. Rebuilt Royal Scot.....	£325.00
GTR24 LMS/BR Original Patriot.....	£315.00
GTR50 L.N.E.R./B.R. Garratt 2-8-8-2.....	£595.00
GTR52 LMS/BR 8F & rivetted trailer.....	£305.00
GTR63 LNER/NER Y8 0-4-0T.....	£165.00
FT1 GWR/LNER/BR J6 0-6-0.....	£235.00
FT4 L.N.E.R. D171, D172 4-4-0.....	£285.00
FT6 NER/LNER J25 0-6-0.....	£225.00
FT9 NER/LNER G6 (BTP).....	£195.00

JAVELIN LOCOMOTIVE KITS

JKL3 G.W.R. Dukedog 4-4-0.....	£305.00
JKL4 G.W.R. Collett Goods 0-6-0.....	£295.00
JKL5 G.W.R. Dean Goods 0-6-0.....	£295.00
JKL6 S.E.C.R. Wainwright D 0-6-0.....	£305.00
JKL7 S.E.C.R. Wainwright C 0-6-0.....	£305.00
JKL11 LMS/BR Black 5 long firebox.....	£345.00

MERCIAN LOCO KITS

LNW7 LNWR Webb 2-4-2T.....	£180.00
SG5 LNER/BR J94 0-6-0T.....	£180.00
GW2 GWR/BR 14/58xx 0-4-0T.....	£175.00
DL1 LMS Armstrong Whitworth 0-6-0DE.....	£175.00
DL6 LMS/BR 350HP 0-6-0 (7080-7119).....	£175.00

TOWER COLLECTION (D.J.H) BEGINNERS KITS

Includes wheels, gears and motor

TC1 Class 02 0-4-0 Diesel Shunter.....	£225.00
TC3 Andrew Barclay 0-4-0 Steam Shunter.....	£225.00

D.J.H LOCO KITS

K300 B.R. Standard 84xx 2-6-2T.....	£330.00
K301 B.R. Standard 2MT 2-6-0.....	£386.00
K302 LMS/BR Ivatt 2-6-2T.....	£330.00
K310A LNER/BR A3 with Corridor tender.....	£556.00
K317B BR Britannia with BR1/1A tender.....	£556.00
K324B B.R. 9F 2-10-0 BR1B/BR1C.....	£556.00
K336 LNER/BR B Peppercorn A2.....	£510.00
K338 LNER/BR B G5 0-4-0T.....	£371.00
K340 B.R. Class 14 complete kit.....	£371.00

HELMSMAN CONTROLLERS

CFS5 Sump Single Controller.....	£135.00
RM5 Remote handset for above.....	£40.00

PECO WAGON KITS

W601 GWR Toad brake can.....	£36.95
W602 GWR Permanent Way brake.....	£36.95
W603 GWR 6 wheel brake.....	£38.70
W604 GWR 4 plank open.....	£30.90
W605 GWR Steel Open.....	£30.90
W606 GWR 10 ton Van.....	£37.80
W607 BR 16 ton Mineral wagon.....	£38.70
W608 BR 27 ton Iron Ore wagon.....	£37.80
W609 BR 20 ton Pig Iron wagon.....	£37.80

PECO LINESIDE KITS

LK704 Wooden lineside hut kit.....	£18.15
LK705 Brick lineside hut.....	£18.15
LK709 Ground Level Signal Box.....	£26.00
LK735 GWR Yard Crane.....	£19.50
LK741 GWR spear fencing.....	£10.00
LK742 GWR spear fencing ramps.....	£10.00
LK743 Field fencing and gates.....	£9.00
LK744 Concrete fencing.....	£8.40
LK747 Telegraph Poles.....	£5.60
LK748 Ladders.....	£3.70
LK749 Loading Gauges (2).....	£11.35
LK750 Single track level crossing gates.....	£18.40
LK758 Platelayers tools.....	£6.80
LK790 GWR home or distant signal.....	£17.00

PECO 'O' GAUGE TRACKWORK

SLE786BH Curved R/H Point.....	£50.00
SLE787BH Curved L/H Point.....	£50.00
SL700BH 12 yards flexitrack.....	£72.50
SLE791BH Right Hand Point.....	£39.50
SLE792BH Left Hand Point.....	£39.50
SLE797BH Y Point.....	£39.50
SLE790BH Double Slip.....	£83.50
SL10 24 metal railjoiners.....	£2.55
SL11 12 insulated railjoiners.....	£2.55
SL740BH Buffer stop.....	£2.55
TP1 Long Track pins (15mm).....	£2.99
ST700 Box (6) 393mm straight.....	£40.50
ST725 Half circle 1028mm radius curves.....	£43.75

PARKSIDE WAGON KITS

PS14 B.R. Grampus Ballast.....	£30.50
PS16 L.N.E.R. Loco Coal Wagon.....	£30.50
PS17 B.R. 12 ton Pipe Wagon.....	£30.50
PS23 G.W.R. 13 ton Open Wagon.....	£30.50
PS24 G.W.R. 12 ton Unfitted Van.....	£30.50
PS25 B.R. 24 1/2ton Mineral.....	£30.50
PS26 G.W.R. 12 ton Fitted Van.....	£30.50
PS27 G.W.R. 12 ton Open Tarp.....	£30.50
PS28 G.W.R. 12 ton Plywood Van.....	£30.50
PS29 G.W.R. Fruit Van.....	£30.50
PS30 B.R. 16ton Mineral.....	£30.50
PS31 B.R. 16ton Slope Sided Min.....	£30.50
PS32 B.R. 16ton Min (S.N.C.F).....	£30.50
PS33 B.R. 8 Plank Mineral.....	£30.50
PS34 G.W.R. Mogo.....	£30.50
PS35 G.W.R. Plywood Mogo.....	£30.50
PS38 B.R. Sand Wagon.....	£30.50
PS42 L.M.S. 12ton Open.....	£30.50
PS45 L.N.E.R. 12ton Van.....	£30.50
PS46 L.N.E.R. 12ton Fruit Van.....	£30.50
PS47 G.W.R. Loco Coal Wagon.....	£30.50
PS48 G.W.R. Tevan.....	£30.50
PS49 G.W.R. Mica Van.....	£30.50
PS100 SR Banana Van.....	£30.50
PS101 SR Meat Van.....	£30.50
PS104 NEW BR 21ton Coal Hopper.....	£30.50
PS106 LNER/BR fitted cattle track.....	£30.50
PS107 NEW S.R. Cattle Truck.....	£30.50
PS108 LNER/BR rivetted wagon.....	£30.50
PS110 SR/BR Insulated Van.....	£30.50
PS112 LMS/LNER/BR Gunpowder Van.....	£30.50

Any six above for **£152.65**

Save 25% off R.R.P

PS39 G.W.R./B.R. Conflat & Load.....	£35.90
PS40 L.M.S.B.R. Brake Van.....	£35.90
PS44 G.W.R./B.R. Toad.....	£35.90
PS103 NEW S.R. brake van.....	£35.90
PS111 M.R.L.M.S. brake van.....	£35.90
PS113 NEW LNER/BR Toad brake van.....	£35.90

Any six above for **£179.55**

Save 25% off R.R.P

PS01 N.B.R./L.N.E.R. Jubilee Coal.....	£29.25
PS02 N.B.R./L.N.E.R. Box Van.....	£29.25
PS03 L.N.E.R. 7 Plank Open.....	£29.25
PS04 L.N.E.R. 12T Van.....	£29.25
PS05 L.N.E.R. Cattle Van.....	£29.25
PS06 L.N.E.R. 4 Plank Open.....	£29.25
PS07 L.M.S. 12T Van.....	£29.25
PS08 L.M.S. Beer Van.....	£29.25
PS09 L.M.S. Vent Van.....	£29.25
PS10 L.M.S. Van with steel ends.....	£29.25
PS11 L.N.E.R. 6 plank open.....	£29.25
PS12 S.R. 8 plank open.....	£29.25
PS13 S.R. Elliptical roof van.....	£29.25

Any six above for **£146.25**

Save 25% off R.R.P

PS36 LNER 12T Fish Van.....	£35.00
PS37 LNER/BR 10T Fish Van.....	£35.00
PS102 Blue Spot Fish Van.....	£35.00

Any six above for **£175.05**

Save 25% off R.R.P

PS105 NEW G.W.R./B.R. Horse Box.....	£47.25
PS109 NEW LNER Horse Box.....	£47.25

Buy six horseboxes for only **£236.25**

H.M.R.S. TRANSFERS

H1 L.M.S. gold loco and coach.....	£20.00
H2 L.M.S. yellow loco and coach.....	£20.00
H2A L.M.S. black style/Crew loco.....	£20.00
H3 L.M.S. loco lining.....	£20.00
H3A L.M.S. coach lining.....	£20.00
H4 L.N.E.R. green loco and coach.....	£20.00
H4A L.N.E.R. black loco and Gill Sands.....	£20.00
H5 L.N.E.R. loco lining.....	£20.00
H6 L.M.S. goods wagon lettering.....	£18.50
H7 G.W.R. loco and coach lettering.....	£20.00
H8 G.W.R. loco and coach lining.....	£20.00
H9 S.R. Maunsell loco and coach lettering.....	£20.00
H10 S.R. Bulleid loco and coach lettering.....	£20.00
H11 G.W.R. goods wagon lettering.....	£18.50
H12 L.N.E.R. goods wagon lettering.....	£18.50
H13 S.R. goods wagon lettering.....	£18.50
H14 BR steam loco and coach lettering.....	£20.00
H15 BR blue diesel and coach lettering.....	£18.50
H16 LNER/WCJS loco coach & wgn.....	£21.00
H17 LSR/MR/SD/LY/MCR gds lettering.....	£20.00
H18 N.E.R. loco and coach lettering.....	£21.00
H20 CB/NBSGWR/HR/GNSR wgn lettering.....	£20.00
H22 B.R. mixed traffic/L.N.W.R. loco lining.....	£20.00
H24 MR/SDJR/LTSR/MGN loco & coach.....	£21.00
H25 B.R. pre-TOPS wagon numbers etc.....	£18.50
H26 B.R. pre-TOPS wgn instructions etc.....	£18.50
H31 Pullman crests, names and numbers.....	£21.00
H32 Pullman lining.....	£18.50
H40 G.N.R. coach lettering.....	£21.00

SLATERS PARCEL VANS

7C020 SECR/SR PLY/GUV.....	£75.00
7C021P SR bogie van B.....	£119.25
7C022 SR 4 wheel BY.....	£75.00
7C019 MR slatted milk van.....	£73.95
7C030 GWR siphon dia 5/06.....	£73.95

SLATERS WAGONS, VANS AND TANKERS

7011 GWR 5 plank with sheet rail.....	£29.50
7012 GWR 7 plank open.....	£29.50
7013 GWR 4 plank open.....	£29.50
7014 GWR iron loco coal.....	£29.50
7015 GWR 3 plank open.....	£29.50
7016 GWR 1 plank.....	£29.50
7023 LMS Cattle wagon.....	£34.50
7024 MR/LMS 10 ton van.....	£32.65
7024F MR/LMS 10 ton fruit van.....	£32.65
7025 MR/LMS 8 ton fruit van.....	£28.90
7026 MR/LMS coke wagon.....	£27.85
7029 MR/LMS 3 plank open.....	£27.85
7030 MR/LMS cattle wagon.....	£28.95
7042 LNER/BR 20 ton hopper.....	£31.25
7042A LNER/BR Alumina wagon.....	£35.75
7051 MR sleeper wagon.....	£27.85
7052 LMS 7 plank loco coal.....	£31.20
7054 GWR cattle wagon.....	£38.50
7052 MR/LMS 10 ton brake van.....	£30.30
7033 LNER/BR 20 ton brake van.....	£44.65
7034 MR/LMS 6 wheel brake van.....	£46.10
7053 LMS/BR 20 ton brake van.....	£46.10
7039 Rectangular tar tank.....	£28.95
7056 14 ton petrol tank.....	£44.65
7073 LMS 3000 Gal milk tank.....	£54.20
7074 LMS 2000 Gal milk tank.....	£54.20
7075 GWR twin milk tank.....	£54.20
7076 GWR 300 Gal milk tank.....	£54.20

SLATERS PRINTED P.O. WAGONS

7035D Arthur Day (Swindon).....	£34.00
7035S Thomas Meakins (Dorking).....	£34.00
7035MH Morris Holloway (Hereford).....	£34.00
7035T WH Thane (Leamington).....	£34.00
7035W W.Woodley (Oxford).....	£34.00
7036C Caebryn Collieries (Llandeddie).....	£34.00
7036P Thomas Pascoe (Swansea).....	£34.00
7036UN United National (S.Wales).....	£34.00

SLATERS BR WAGONS AND VANS

7062 B.R. 12ton Vanwilde.....	£35.85
7063 B.R. Standard Van.....	£35.85
7064 B.R. 12ton Standard/Flat Van.....	£35.85
7065 B.R. Meat Van.....	£35.85
7066 B.R. Insulated Van.....	£35.85
7067 B.R. 13 ton conflat 'A'.....	£31.70
7069 B.R. Lowlift Wagon.....	£31.70
7070 B.R. 12 ton Palvan.....	£35.85
7071 B.R. 13 ton High Goods Wagon.....	£31.70

BACHMANN SCENECRAFT BUILDINGS

47003 Cattle Dock.....	Special offer £25.00
47040 Diesel Refuelling Point.....	£39.95
47047 Hampton Hill Platelayers Hut.....	£24.95
47202 Low Relief Terraced Houses.....	£39.95
47203 Low Relief Corner Shop.....	£25.95
47004 Provender Store.....	Special offer £30.00
47009 Single Engine Shed.....	Special offer £60.00
4703 Selected Lineside Hut.....	£20.50

NEW HORNBY O GAUGE BUILDINGS

Fully assembled and painted

99080 Great Northern Station.....	£80.00
99081 Station Waiting Room.....	£55.00
99082 Platform Mounted Signal Box.....	£50.00
99085 Platelayers Hut.....	£22.50
99086 Great Northern Signal Box.....	£55.00
99087 Great Northern Water Tower.....	£37.50

All the above can be seen on our website.

NEW LIMITED EDITION DAPOL WAGONS

EXCLUSIVE TO TOWER MODELS ONLY 100 OF EACH

Birmingham Railway Carriage and Wagon
Gloicester Railway Carriage and Wagon
Edward Eastwood Railway Wagon Works
Lincoln Wagon and Engine Works
R.Y. Pickering Carriage and Wagon
Metropolitan Railway and Wagon
Joshua Grey (Howarth)
R. Fred Cole (Gloucester)
South Wales and Cannock (Worcester)
Raubon (Raubon)
Wood and Co (London)
Osbourne and Son (West Ham)

All £40.00 end or any six for £225.00


DAPOL READY TO RUN WAGONS

BR 5 plank open wagon.....	
BR 7 plank open wagon.....	
BR 8 plank open wagon.....	
GWR 5 plank open wagon.....	
GWR 7 plank open wagon.....	
LMS 7 plank open wagon weathered.....	
LMS 7 plank open wagon.....	
SR 7 plank open wagon.....	
Edinburgh 7 plank open wagon.....	
Ammanford 7 plank open wagon.....	
C.W.S. 7 plank open wagon.....	
Chatterley Whitfield 7 plank open wagon.....	
Nook and Wyrley 5 plank open wagon.....	
Rose Smith 7 plank open wagon.....	
Thorncliffe IZal 8 plank open wagon.....	
Enoch Haythorne 8 plank open wagon.....	
Lay Main 8 plank open wagon.....	
NEW ICI 5 plank open wagon.....	
NEW Vauxhall 7 plank open wagon.....	
Osman Trevor Powell 7 plank.....	
NEW John Stephens 7 plank.....	
NEW Derbyshire Carriage works 8 plank.....	
NEW A.Bramley 5 plank.....	
NEW Ace of clubs 7 plank.....	
All above RRP £41.10	
our price £34.95 each	

DAPOL 6 WHEEL MILK TANKERS

Fully finished R.T.R wagons	
United Dairies	
Express Dairies	
CWS (red livery)	
Milk Marketing Board	
United Creameries (Unigate)	
RRP £74.50 our price £65.00	

</



24

'Kimberley' by Ilkeston Woodside MRC depicts a time when goods traffic was still heavy in the East Midlands. **Pete Abbott** explains how the model came into existence.



34

Employing his many years of kit-building experience, **Tony Wright** offers some experts tips for assembling brass kits, based around a vintage Welsh 0-6-0ST.



56

This splendid kit from Clockwork Ideas has had our modelmaker **Phil Parker** under a bit of pressure this month. But, just look at the result - it was worth it!



46

Jim Allwood's layout has changed era and skipped forward a few decades. But this isn't the only change that he has carried out.



40

32

24 LAYOUT: KIMBERLEY

Pete Abbott tells the story behind Ilkeston (Woodside) MRC's fine depiction of a long-lost East Midlands station towards the end of BR steam.

32 TRIED & TESTED: WHITE ROSE MODULAR BASEBOARDS

Not a master carpenter but still want high quality baseboards? **Phil Parker** reviews a solution available to all modelers.

34 PRACTICAL BRM: EXPERT TIPS FOR ETCHED BRASS KITS

Brass locomotive kits can be a challenge, even for skilled modelmakers. Working on a Brecon & Merthyr 0-6-0ST, **Tony Wright** offers some useful advice.

40 PRACTICAL BRM: HOW TO CHOOSE THE RIGHT KIT

With so many different kit types on offer, making the right choice can be tricky for newcomers. **Phil Parker** explains what you can expect from each medium.

46 LAYOUT: WELTON DOWN

Memories of his commuting days led **Jim Allwood** to switch his 2F5 model from the steam era to the early-1990s heyday of Network SouthEast.

56 PRACTICAL BRM: BUILD A TAMPING MACHINE

Phil Parker builds a rare 4mm scale multi-media kit of a contemporary track tamping machine from Clockwork Ideas.

62 PROTOTYPE INSPIRATION: INSIDE TRACK - PART 2

Paul Lunn continues his new series on layout design. This time, he looks at track geometry and drawing.

67 SHOW REPORT: NUREMBURG TOY FAIR 2015

Ben Jones reports from the world's biggest toy and model trade fair, and discovers plenty of exciting new products for UK railway modelers.

70 LAYOUT: BLACKWELL'S BREWERY COMPANY


The model of a fictitious brewery in rural Essex is revealed by **Nigel Bowdidge** of Mid Essex MRC.

80 PRACTICAL BRM: BUILD AN EARLY LMS BRAKE VAN

John Cockcroft tests out a recent 7mm kit release from Parkside Dundas. How does it look when built?

NEW FOR 2015 INSIDE TRACK

PAUL A. LUNN'S NEW BI-MONTHLY
LAYOUT PLANNING AND DESIGN TUTORIAL



PRACTICAL BRM

HOW TO CREATE A...

REBUILT

CROSTI 9F

[illegible]

88

Ian Mellors builds a resin-bodied kit of the rebuilt Crosti 9F from Golden Arrow. Find out how he gets on.

John Cockroft looks at this very accessible kit for an early LMS brake van, available in both OO and O gauge. So, how does it go together and does it look the part?

80



LAYOUT FOCUS

BLACKWELL'S BREWERY COMPANY

FACT FILE

- **Scale:** N Gauge, 1:148 (approx 1/16" scale)
- **Locomotive:** 0-6-0, 4-4-0, 4-6-0, 4-8-0, 4-10-0, 4-12-0, 4-14-0, 4-16-0, 4-18-0, 4-20-0, 4-22-0, 4-24-0, 4-26-0, 4-28-0, 4-30-0, 4-32-0, 4-34-0, 4-36-0, 4-38-0, 4-40-0, 4-42-0, 4-44-0, 4-46-0, 4-48-0, 4-50-0, 4-52-0, 4-54-0, 4-56-0, 4-58-0, 4-60-0, 4-62-0, 4-64-0, 4-66-0, 4-68-0, 4-70-0, 4-72-0, 4-74-0, 4-76-0, 4-78-0, 4-80-0, 4-82-0, 4-84-0, 4-86-0, 4-88-0, 4-90-0, 4-92-0, 4-94-0, 4-96-0, 4-98-0, 4-100-0, 4-102-0, 4-104-0, 4-106-0, 4-108-0, 4-110-0, 4-112-0, 4-114-0, 4-116-0, 4-118-0, 4-120-0, 4-122-0, 4-124-0, 4-126-0, 4-128-0, 4-130-0, 4-132-0, 4-134-0, 4-136-0, 4-138-0, 4-140-0, 4-142-0, 4-144-0, 4-146-0, 4-148-0, 4-150-0, 4-152-0, 4-154-0, 4-156-0, 4-158-0, 4-160-0, 4-162-0, 4-164-0, 4-166-0, 4-168-0, 4-170-0, 4-172-0, 4-174-0, 4-176-0, 4-178-0, 4-180-0, 4-182-0, 4-184-0, 4-186-0, 4-188-0, 4-190-0, 4-192-0, 4-194-0, 4-196-0, 4-198-0, 4-200-0, 4-202-0, 4-204-0, 4-206-0, 4-208-0, 4-210-0, 4-212-0, 4-214-0, 4-216-0, 4-218-0, 4-220-0, 4-222-0, 4-224-0, 4-226-0, 4-228-0, 4-230-0, 4-232-0, 4-234-0, 4-236-0, 4-238-0, 4-240-0, 4-242-0, 4-244-0, 4-246-0, 4-248-0, 4-250-0, 4-252-0, 4-254-0, 4-256-0, 4-258-0, 4-260-0, 4-262-0, 4-264-0, 4-266-0, 4-268-0, 4-270-0, 4-272-0, 4-274-0, 4-276-0, 4-278-0, 4-280-0, 4-282-0, 4-284-0, 4-286-0, 4-288-0, 4-290-0, 4-292-0, 4-294-0, 4-296-0, 4-298-0, 4-300-0, 4-302-0, 4-304-0, 4-306-0, 4-308-0, 4-310-0, 4-312-0, 4-314-0, 4-316-0, 4-318-0, 4-320-0, 4-322-0, 4-324-0, 4-326-0, 4-328-0, 4-330-0, 4-332-0, 4-334-0, 4-336-0, 4-338-0, 4-340-0, 4-342-0, 4-344-0, 4-346-0, 4-348-0, 4-350-0, 4-352-0, 4-354-0, 4-356-0, 4-358-0, 4-360-0, 4-362-0, 4-364-0, 4-366-0, 4-368-0, 4-370-0, 4-372-0, 4-374-0, 4-376-0, 4-378-0, 4-380-0, 4-382-0, 4-384-0, 4-386-0, 4-388-0, 4-390-0, 4-392-0, 4-394-0, 4-396-0, 4-398-0, 4-400-0, 4-402-0, 4-404-0, 4-406-0, 4-408-0, 4-410-0, 4-412-0, 4-414-0, 4-416-0, 4-418-0, 4-420-0, 4-422-0, 4-424-0, 4-426-0, 4-428-0, 4-430-0, 4-432-0, 4-434-0, 4-436-0, 4-438-0, 4-440-0, 4-442-0, 4-444-0, 4-446-0, 4-448-0, 4-450-0, 4-452-0, 4-454-0, 4-456-0, 4-458-0, 4-460-0, 4-462-0, 4-464-0, 4-466-0, 4-468-0, 4-470-0, 4-472-0, 4-474-0, 4-476-0, 4-478-0, 4-480-0, 4-482-0, 4-484-0, 4-486-0, 4-488-0, 4-490-0, 4-492-0, 4-494-0, 4-496-0, 4-498-0, 4-500-0, 4-502-0, 4-504-0, 4-506-0, 4-508-0, 4-510-0, 4-512-0, 4-514-0, 4-516-0, 4-518-0, 4-520-0, 4-522-0, 4-524-0, 4-526-0, 4-528-0, 4-530-0, 4-532-0, 4-534-0, 4-536-0, 4-538-0, 4-540-0, 4-542-0, 4-544-0, 4-546-0, 4-548-0, 4-550-0, 4-552-0, 4-554-0, 4-556-0, 4-558-0, 4-560-0, 4-562-0, 4-564-0, 4-566-0, 4-568-0, 4-570-0, 4-572-0, 4-574-0, 4-576-0, 4-578-0, 4-580-0, 4-582-0, 4-584-0, 4-586-0, 4-588-0, 4-590-0, 4-592-0, 4-594-0, 4-596-0, 4-598-0, 4-600-0, 4-602-0, 4-604-0, 4-606-0, 4-608-0, 4-610-0, 4-612-0, 4-614-0, 4-616-0, 4-618-0, 4-620-0, 4-622-0, 4-624-0, 4-626-0, 4-628-0, 4-630-0, 4-632-0, 4-634-0, 4-636-0, 4-638-0, 4-640-0, 4-642-0, 4-644-0, 4-646-0, 4-648-0, 4-650-0, 4-652-0, 4-654-0, 4-656-0, 4-658-0, 4-660-0, 4-662-0, 4-664-0, 4-666-0, 4-668-0, 4-670-0, 4-672-0, 4-674-0, 4-676-0, 4-678-0, 4-680-0, 4-682-0, 4-684-0, 4-686-0, 4-688-0, 4-690-0, 4-692-0, 4-694-0, 4-696-0, 4-698-0, 4-700-0, 4-702-0, 4-704-0, 4-706-0, 4-708-0, 4-710-0, 4-712-0, 4-714-0, 4-716-0, 4-718-0, 4-720-0, 4-722-0, 4-724-0, 4-726-0, 4-728-0, 4-730-0, 4-732-0, 4-734-0, 4-736-0, 4-738-0, 4-740-0, 4-742-0, 4-744-0, 4-746-0, 4-748-0, 4-750-0, 4-752-0, 4-754-0, 4-756-0, 4-758-0, 4-760-0, 4-762-0, 4-764-0, 4-766-0, 4-768-0, 4-770-0, 4-772-0, 4-774-0, 4-776-0, 4-778-0, 4-780-0, 4-782-0, 4-784-0, 4-786-0, 4-788-0, 4-790-0, 4-792-0, 4-794-0, 4-796-0, 4-798-0, 4-800-0, 4-802-0, 4-804-0, 4-806-0, 4-808-0, 4-810-0, 4-812-0, 4-814-0, 4-816-0, 4-818-0, 4-820-0, 4-822-0, 4-824-0, 4-826-0, 4-828-0, 4-830-0, 4-832-0, 4-834-0, 4-836-0, 4-838-0, 4-840-0, 4-842-0, 4-844-0, 4-846-0, 4-848-0, 4-850-0, 4-852-0, 4-854-0, 4-856-0, 4-858-0, 4-860-0, 4-862-0, 4-864-0, 4-866-0, 4-868-0, 4-870-0, 4-872-0, 4-874-0, 4-876-0, 4-878-0, 4-880-0, 4-882-0, 4-884-0, 4-886-0, 4-888-0

If you're looking for unusual layout ideas, 'Blackwell's Brewery Co.' could be a good source, as **Nigel Bowdidge** of Mid Essex MRC explains.

70

84 PRACTICAL BRM: BUILD A CARD ENGINE SHED KIT

Assembling card kits can be a great first step into railway modelling. **Phil Parker** shows just how easy it is, building a kit from Prototype Models - an ideal weekend project.

88 PRACTICAL BRM: CREATE A REBUILT CROSTI 9F

Ian Mellors shares his account of how he modelled a 9F rebuilt after the unsuccessful Franco-Crosti boiler experiment.

92 READER'S LAYOUTS

92 A chance to see your home layout in print. Here are some that you've submitted recently.

94 WHAT'S NEW?

94 A peek at Heljan's forthcoming *Falcon*, plus updates on new items from Skytrex and the next O gauge locomotive release from Masterpiece Models.

BACHMANN E4
See page 102



98 **REVIEWS SPECIAL**
A bumper review section

96 A bumper review section this month including Dapol's Maunsell coaches and NR liveried open wagons, an E4 0-6-2T from Bachmann, a J15 and 'Hall' from Hornby and much more.

118 DIARY DATES

110 All the major shows and model railway events that are just around the corner.

162 TAIL LAMP

102 Our 'industry insider' considers the nature of constructive criticism and how it can best be offered.

DON'T MISS OUT

May 2015 issue of

BRM
BRITISH RAILWAY MODELLING

is published on
April 9th

**TURN TO
PAGE 117
FOR MORE
DETAILS
ABOUT THE
NEXT
ISSUE**

GOING DIGITAL

BRM's Digital Edition brings with it a mass of benefits to make your favourite railway modelling magazine even better. For more information, go to: www.brmm.co.uk/dialeditions

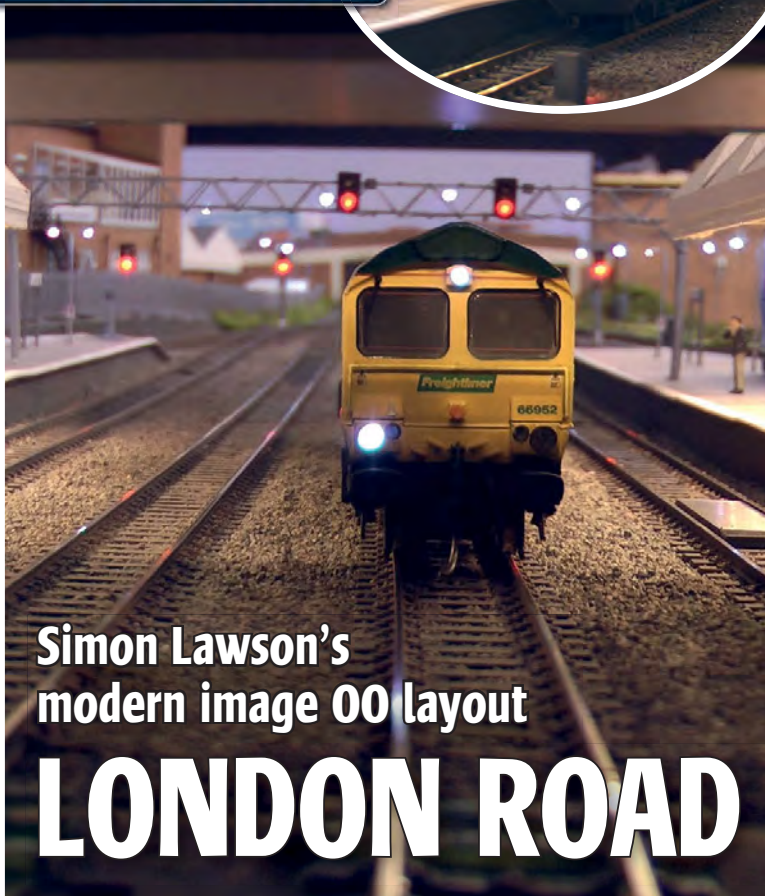
- ▶ EXTRA FEATURES
- ▶ LIVE WEBSITE LINKS
- ▶ SAVE MONEY
- ▶ NO STORAGE PROBLEMS
- ▶ BETTER IMAGE QUALITY
- ▶ ZOOM FUNCTION



BRM TV

On this month's DVD, we visit Trains4U at Peterborough, plus take a good look at the well-modelled layout 'London Road'. And, **Phil Parker** presents a nice and easy baseboard solution, whilst **Tony Wright** gives an introduction to brass kits. We also look back at some archive footage of 'Copenhagen Fields'.

WHAT'S ON THE DVD



Simon Lawson's
modern image 00 layout

LONDON ROAD

PRACTICAL BRM

Phil Parker's guide
to baseboards.



BRM BEHIND THE SCENES

We take a look at
model railway
specialist Trains4U.



PRACTICAL BRM

Tony Wright's
introduction to
brass kit.



From the BRM ARCHIVE

We revisit the
London MRCs
'Copenhagen Fields'.



**TELL US WHAT YOU
THINK OF THIS
MONTH'S DVD**

Visit our facebook page
and get involved in
the conversation.



WATCH THE VIDEO HERE

(You must have a wifi connection to stream video content)



PLAY


AD-S8fx

By DCCconcepts

Unique performance, real usability

Solenoid Accessory Decoder

Only live frog point-work (AKA Electro-frog) gives reliable running. But... if you want to add Hornby, Peco, Seep or any commonly use Solenoid point motor to the 16 Turnouts that are needed to build this 10 track fiddle-yard then you'll also need to switch the frogs, add control panel LEDs and of course find enough power to switch all of them reliably (and in pairs to make control easy).



You could of course buy, install and need to wire all these things...

For those who use DC Control: As well as switches and LEDs, add 16x Solenoids + 16x Micro-switches + Power supply + Reliable CDU.



... and if you use DCC Control: Add 4x 4-way Accessory Decoders.



Or you could simply use the new DCCconcepts AD-S8fx decoder...

Whether you power your layout with DC or DCC

AD-S Series decoders work perfectly, simplify wiring and lower costs

DC or DCC layout, the savings You will make in cash, installation time & complexity are very clear!

You will still need the 16 solenoids of course, but you will need just ONE AD-S8fx 8-way Accessory decoder to power them all!

Even better - You will need NO added micro-switches because the AD-S8fx has frog polarity & LED switching control on board!

Save Cash, Save time, Save wiring, Save complexity!



15vDC
Supply is
needed for
DC operation

thinking outside the square

DCCconcepts

The AD and ADS decoder ranges & all other DCCconcepts products are distributed worldwide by DCCconcepts Pty Ltd. 3/13 Lionel St, Naval Base WA 6165 Australia . Ph. 61 8 9437 2470 Fax. 61 8 9437 2471 www.dccconcepts.com
DCCconcepts welcomes Retailer and Distributor enquiries. DCCconcepts products are distributed throughout the United Kingdom by Gaugemaster Controls Ltd., Ford Rd, Arundel * phone +44 1903 884488 www.gaugemaster.com

WELCOME



By the time you read this, we'll know what new models Bachmann has planned for 2016 - unfortunately the announcements happened just after this issue went to print, but you can get the full story at www.rmweb.co.uk now.

You don't need to be an industry insider to know that the company already has a lengthy 'to do' list in both N and OO gauge, so expect further announcements to be fairly limited as it focuses on clearing the backlog. Sources at the Barwell firm also make it clear that they intend to play their own game, without getting involved in the bunfights that have seen manufacturers large and small squabbling over certain desirable subjects in recent months. Don't expect to see an Adams Radial in a dark blue box any time soon!

It was intriguing to see what Bachmann Europe's German arm - operating under the Liliput brand - unveiled for 2015/16 at the Nuremberg Toyfair last month. It is one of the few major European model railway manufacturers to still keep its plans under wraps until the fair, as opposed to the recent trend of releasing the information online in December or January each year.

You can read more on page 65, but it was interesting to see how the international model railway trade is faring, and how it is responding to a changing audience, compared to our own market. Many of the same issues were evident; increasing prices, supply problems, the need to balance demands for finer detail and desirable features against production costs, duplication and, more than ever, a rapidly diminishing pool of viable subjects.

Always good for the occasional quirky choice, Liliput's new range includes an HO model of Europe's oldest continuously operational locomotive, an extraordinary double-framed 0-6-0 dating back to the days of the Austro-Hungarian Empire (below), a new family of tramcars (would British modellers embrace a similar development?) and a pair of experimental diesel locomotives from the late-1970s/1980s. Such leftfield choices have parallels here, although we've yet to see anything quite as antiquated as that 1860-built 0-6-0.

Other manufacturers have opted to take a fresh look at some of the most important and most numerous locomotive designs, something that is happening in N here, but many would also welcome on certain OO subjects, such as the Class 25, Stanier 'Duchess' or 8F, for example. In some cases, suppliers are offering their customers a greater choice by offering basic, intermediate and 'expert' levels of equipment on the same model, with prices that reflect the specification. 'Expert' level models feature authentic sound, extensive lighting functions and smoke units where appropriate. It's something British manufacturers could consider to satisfy the diverse demands of their customers today.


Equally, the big manufacturers such as Märklin and Roco/Fleischmann are investing heavily in products and technology aimed at attracting 6-12 year olds to the hobby; whether turning model railways into an adjunct to a video game has the desired effect is still open to debate, but that's an issue for another day.

It's all a very different situation to 2005, when I first visited the Toyfair, and when a new model railway forum was launched in the UK. From those small beginnings, **RMweb** has grown to be the third-busiest model railway website in the world, changing the way many modellers conduct their hobby and interact.

A major development of the site will launch on March 15th to mark that significant milestone. **RMweb Buy & Sell** is an exciting new auction-style trading site allowing modellers and retailers alike to buy and sell model railway items at a more favourable rate than existing methods. As an inaugural offer, new members will receive free credits for listing items. Like the forum, we hope it will grow into an essential resource for railway modellers. Take a look at www.rmweb-buyandsell.co.uk after March 15th and let us know what you think.

Ben

SEE
MUCH MORE
ON YOUR
FREE
"BRM TV"
DVD



BRM

British Railway Modelling

is published by Warners Group Publications plc
Tel: 01778 392455 Fax: 01778 425437

EDITORIAL

MANAGING EDITOR

Ben Jones

E benj@warnersgroup.co.uk

FEATURES EDITOR

Howard Smith 01778 392059

E howards@warnersgroup.co.uk

FEATURES WRITER

Phil Parker

E phil@pagenumberone.co.uk

RMWEB EDITOR & BRM PHOTOGRAPHER

Andy York

E info@rmweb.co.uk

TRACKPLAN ILLUSTRATOR

Ian Wilson at Pacific Studio

E ian@pacificstudio.co.uk

ASSOCIATE PUBLISHER

Steve Cole

E stevec@warnersgroup.co.uk

PUBLISHER

John Greenwood

E john@g@warnersgroup.co.uk

ADVERTISING

GROUP ADVERTISING MANAGER

Bev Machin 01778 392055

E bevm@warnersgroup.co.uk

MULTI-MEDIA SALES

Scott Johnson 01778 395002

E scottj@warnersgroup.co.uk

DESIGN AND PRODUCTION

HEAD DESIGNER

Lisa Watson-Bailey

E lisawb@warnersgroup.co.uk

SENIOR DESIGNER

Andy Fletcher

E andrewf@warnersgroup.co.uk

ADVERTISING DESIGNERS

Sarah Machin

E sarahm2@warnersgroup.co.uk

Amie Carter

E amiec@warnersgroup.co.uk

James Teather

E jamest@warnersgroup.co.uk

PRODUCTION

Pat Price 01778 391115

E patp@warnersgroup.co.uk

DISTRIBUTION

TRADE ACCOUNT SALES I Natalie Cole

01778 392404 I Vicky Courton 01778 391150

E tradeaccountorders@warnersgroup.co.uk

UK/OVERSEAS NEWSTRADE SALES

Keiron Jefferies 01778 395043

E keironj@warnersgroup.co.uk

NEWSTRADE DISTRIBUTION

Tom Brown 01778 391135

ISSN 0968-0764

SUBSCRIPTIONS & BACK ISSUES











































01778 392002

PRINTING

Warners (Midlands) plc, The Maltings,
West Street, Bourne, Lincolnshire PE10 9PH



Ideas for future contributions should be sent in outline form to the Editor for consideration. Please clearly mark all material with your name and address, and include sufficient postage if you require material to be returned. Views expressed by contributors are not necessarily those of the Editor or Publisher. From time to time Warners August lend reputable companies the names and addresses of readers who have responded to offers, services and competitions organised by BRM. If you do not wish to receive such mailings, please write to Warners Group Distribution, Dept WD, Manor Lane, Bourne, Lincolnshire PE10 9PH or call 01778 391153.

 A74310 5ml 6pc Syringe Set. Ideal for applying oils & adhesives accurately £2.95	 A74311 10ml 4pc Syringe Set. Ideal for applying PVA wood glue or oils and greases accurately £2.95	 AB602 Complete Airbrush and Compressor Deal £109.95	 26211 Expo Turntable Motorising Set £27.95	 71250 Rotating Self Healing Cutting Mat (300mm x 300mm) £11.95	 75090 Expo Modellers Hand Drill with 3 Jaw Chuck £8.95
 AB500 Expo Portable Spray Booth £89.95	 75589 Xuron Professional Photo-Etch Scissors £26.95	 25182 HO/OO Gauge Fibre Optic Scale Yard Lamp. £14.95	 25191 O Gauge Fibre Optic Scale Gas Lamp. £18.95	 75570 Xuron Track Cutter £17.95	 44010 Milliput Standard, Yellow-Grey £2.75
 11508 8pc HSS Drill Set (Sizes 0.5 - 2.00mm) £6.00	 11516 16pc HSS Twist Drill Set £9.00	 71530 Bending & Shaping Tool £4.95	 44500 Paint Remover. Safely removes most paints from most plastics! £4.95	 73960 Table Top Round Magnifying Lamp £59.95	 79521 Multi Position Vice with 3 inch Jaws £25.95
 75040 Professional Archimedes Drill Set £9.95	 12820 Professional Micro Chuck Set £9.95	 75070 Precision Pin Vice with 3 Jaw Chuck £9.95	 26241 Worm Gear and Pinion Puller £5.95	 72506 Miniature 10pc Diamond Needle File Set in wallet £14.95	 72512 5pc Diamond Needle File Set with soft grip handles £7.95
 74360 Hot Wire Polystyrene Cutter £9.95	 73012 Watchmakers Hammer £5.00	 LS94294 New! 2x Professional 4 Inch Pine Trees £13.95	 LS94318 New! 3x Professional 3 Inch Sycamore Trees £15.95	 LS94350 New! 2x Professional 3 Inch Live Oak Trees £13.95	 LS95561 New! HO Gauge Assorted Flower Plants 3 (pack of 12) £7.95
 LS95553 New! Corn Stalks (pack of 28) £9.50	 LS95581 New! HO Gauge Detachable Flower Bushes (pack of 30) £7.95	 PDX351 N Gauge Ready Painted Model Home Signal £7.60 Each	 PDX351D N Gauge Ready Painted Model Distant Signal £14.50 Each	 PDX63 New! N Gauge 15ft Car Trailer £5.50	 PDX76 New! N Gauge 1950's Motorbike, Sidecar & Rider £6.25
 PDZ30 Ready Painted Model OO Gauge Farmer with Pitchfork and Barrow £5.95	 PDZ31 Ready Painted Model OO Gauge Gardening Set £6.75	 PDZ36 New! OO Gauge 1950's Petrol Pumps BP Style x 2 £8.00	 PDZ37 Ready Painted Model OO Gauge Belshas Bus Stop & Postbox £8.00	 PDZ104 Ready Painted Model OO Gauge 1950's AA Motorcycle Patrol £11.95	 PDZ19 Ready Painted Model OO Gauge Painted Loco Crew £8.00

The latest arrivals from Ancorton Models!



95818 **£12.99**



Ancorton OO Gauge Water Tank Kit

95431 **£14.99**



Ancorton Ready Made N Gauge 3D Printed Industrial Narrow Boat with Tarpaulin (RTP)

95657 **£8.49**



Ancorton N Gauge Small Rural Barn Kit

95432 **£19.99**



Ancorton Ready Made N Gauge 3D Printed Leisure Narrow Boat (RTP)

95426 **£8.50**



Ancorton N Gauge Platelayers Hut/Sleeper Built (RTP)

95867 **£14.00**



Ancorton OO Gauge Small Cottage with Two Dormer Windows Kit

95425 **£7.50**



Ancorton N Gauge Stone Built Lineside Building

95793 **£19.75**



Ancorton OO Gauge Country House with Porch and Outbuilding Kit

95871 **£8.00**



Ancorton OO Gauge Gypsy Caravan Kit

95866 **£19.00**



Ancorton OO Gauge Cottage with Dormer Window Kit

95832 **£15.00**



Ancorton OO Gauge Railway Bridge Kit Kit

74325 £7.95 Professional Precision Oiler	73860 £5.95 Helping Hands with Glass Magnifier	A23000 £4.50 Pack of 10 Micro Spade Connectors with Heat Shrink	59506 £2.95 Pack of 6 Coloured Bushes - N Gauge	59500 £18.99 Pack of 12 Natural Trees - OO Gauge	74300 £5.00 Precision Oiler
78215 £5.95 2 Inch Stainless Steel Square	75110 £7.95 EXPO High Quality Pin Pusher 2mm	75120 £7.95 EXPO High Quality Pin Pusher 3mm	70515 £7.95 3pc Set of 4mm Scratch Brushes	79031 £9.95 Expo 8pc High Quality Tweezer Set in Wallet	71203 £10.00 Cutting Mat A3 Size (450 x 300mm)
A25035 £6.50 10 x Clear Grain of Rice Bulbs	70372 £15.00 6pc Cutting Broach set in wallet Covers sizes: 1.2 - 3.2mm	A23040 £7.95 Plug Together 12 Way Connector Block Set	A28015 £7.95 Pack of 5 SPDT Miniature Biased Switches	A28035 £4.00 Pack of 5 High Quality Push to Make (red)	46101 £5.25 Deluxe Materials Ballast Bond with Tip (100ml)
74104 £4.95 OO Gauge Scale Rule 4mm = 1 foot	73520 £9.95 4pc Modelmakers Tool Kit in Wallet	59504 £6.50 2 Sheets of Tree Foliage			

Code: 77510 3 in 1 Low Temperature Soldering Station

New!



A fantastic 3 in 1 soldering station - suitable for Modelling, Soldering and Pyrography.

- For mains operation - fitted with a British plug
- Soldering Iron 24V/30W
- Soldering Iron Stand
- Complete with 6 Tips
- Full instruction manual included

Manufactured in Germany

£69.95

Expo EZE-Wire

The simple way to wire point motor's! All you need is the appropriate EZE-Wire switch harness to go with your point motor, nothing else to buy! No soldering is required!

No Soldering Required - connections are as simple as 1,2,3!



1. Slide the heat shrink tube provided over one of the wires to be connected



2. Push the micro connectors together



3. Slide the heat shrink over the joint and heat with a hair dryer or gas torch



28070
EZE-Wire Point Motor Harness for Peco Point Motors

£6.95



28071
EZE-Wire Point Motor Harness for Hornby Point Motors

£6.95

Code: AB605 EXPO Super Detail Airbrush Set

Look whats included:

- ✓ Gravity Feed Airbrush
- ✓ Compressor
- ✓ Braided Air Hose
- ✓ Metal Storage Case
- ✓ Pipette
- ✓ Instructions



Fantastic New Airbrush Set Complete Set Only: £69.95

Expo 2015 Catalogue



The new Expo 2015 Catalogue is now available! To order your free copy please visit:

www.expotools.com

(please note if you have ordered from us in the past 12 months your copy will be automatically sent to you).

We ask that you support your local model shop by buying from them. You can see a list of our principal stockists on our website. In case of difficulty obtaining items you can order direct on our website.
www.expotools.com TRADE ENQUIRIES WELCOMED.

Expo Drills & Tools, Unit 6, The Salterns, TENBY SA70 7NJ. Tel: 01834 845150 (Mon to Fri 9am-5pm)

GAUGEMASTER.com

The Online Home of The Engine Shed

DCC CONTROL		ANALOGUE CONTROL		POINT CONTROL		TRACK		SCENICS		SCENICS	
DIGITAL CONTROL SYSTEMS		DCC-DO Twin Track O Scale GMC-DF Twin Track Feedback £159.95		POINT CONTROL STARTER SET GMC-PCSET Point Control Starter Set £49.95 Contains Mains Powered CDU, 3 x Point Motors, 3 x Reels of 10m Wire & 3 x Toggle Switches		OO SCALE FLEXIBLE TRACK		STARTER PACK		GM164 Light Green Lichen (80g) £4.75 GM165 Dark Green Lichen (80g) £4.75 GM166 Assorted Lichen (80g) £4.75	
										FOLIAGE GM150 Fine Light Green Foliage (30g) £3.05 GM151 Fine Dark Green Foliage (30g) £3.05 GM152 Fine Mid Green Foliage (30g) £3.05 GM153 Fine Light Brown Foliage (30g) £3.05 GM154 Fine Brown Foliage (30g) £3.05	
DCC01 Prodigy Express System £149.95		GMC-DS Twin Track Simulation £164.95 GMC-DS2 Twin Track Simulation Z Scale £174.95 GMC-TS Three Track Simulation £174.95 GMC-TS2 Three Track Simulation Z Scale £184.95		MAINS POWERED POINT CONTROL SYSTEM GMC-PCU1 Point Control Unit £114.95 GMC-PCU2 Slave Unit for PCU1 £52.95		GM60 600mm Flexible Track (24) £59.95 GM90 900mm N/Silver Flexible Track (100) £299 GM91 900mm Steel Flexible Steel (100) £175 GM93 900mm N/Silver Blk Flexi Track (24) £79.95 GM94 900mm N/Silver Brn Flexi Track (24) £79.95 GM95 900mm Steel Flexible Track (24) £47.95 GM97 900mm N/Silver Brn Flexi Track (100) £299 GM19 Code 100 (OO) Rail Joiners (24) £2.45		GM194 Scenic Starter Pack £26.95		STANDARD TREES GM180 Plum Trees (3) £6.95 GM181 Plum Trees in Blossom (3) £6.95 GM182 Fruit Trees (3) £6.95 GM183 Apple Trees (3) £6.95 GM184 Birch Trees (3) £6.95	
						OO SCALE TRACK ACCESSORIES GM45 OO/HO Re-Railer £5.35 GM54 OO Buffer Stop £1.75 BPGM54 OO Buffer Stop (5 Pack) £8.25		GENERAL SCENIC MODELLING PRODUCTS GM100 Mod Roc (2.75m) £4.45 GM119 Fine Plaster of Paris (1kg) £5.75			
DCC02 Prodigy Advance2 System £279.95		GMC-Q Four Track £169.95 GMC-OZ Four Track Z Scale £179.95		GMC-CDU Capacitor Discharge Unit £13.95 GMC-MCDU Mains Powered CDU £24.95						GM185 Weeping Willow Trees (3) £6.95 GM186 Poplar Trees (3) £6.95 GM187 Pine Trees (3) £8.50 GM188 Beech Trees (2) £7.50	
		PANEL MOUNT CONTROLLERS 								VALUE TREES GM128 Spring Tree Assortment (10) £9.95	
DCC03 Prodigy Advance2 Wireless System £479.95		GMC-100 Single Track £34.95 GMC-100-O Single Track O Scale £44.95 GMC-100-LGB Single Track G Scale £54.95 GMC-U Single Track Simulation £42.95 GMC-UF Single Track Feedback £37.95 GMC-UO Single Track Simulation O Scale £57.95 GMC-UD Twin Track £52.95 GMC-UDF Twin Track Feedback £57.95 GMC-UDS Twin Track Simulation £67.95 GMC-UTS Three Track Controller Sim. £79.95 GMC-UO Four Track £84.95		GMC-PM1 Motor with Built-In Switch £5.25 GMC-PM2 Motor No Switch £4.95 GMC-PM4 Motor Latching Mechanism £6.25		GM55 OO Li Buffer Stop £6.95 GM56 OO Buffer Stop Lights (Pack of 2) £9.95 GM13 Pair of Leads (Joiners/Bare Wire) £4.45 GM66 Hornby Type Track Pins 10mm £2.50 GM67 Extra Long Track Pins 15mm £2.50		GM20 Spring Grass Mat 100cm x 75cm £7.95 GM21 Summer Grass Mat 100cm x 75cm £7.95			
DECODERS DCC22 CLASSIC 2 Function Micro £24.95 DCC23 CLASSIC 6 Pin Plug-In Decoder £24.95 DCC27 OMNI 21 & 8 Pin Decoder £18.95 DCC28 OMNI 6 Pin Decoder with Harness £89.95 DCC29 OMNI Direct Plug Decoder £89.95 BPDC22 OMNI 21 & 8 Pin Decoder (5) £89.95 BPDC28 OMNI 6 Pin with Harness (5) £89.95 BPDC29 OMNI Direct Plug Decoder (5) £89.95 DCC30 Accessory Decoder 4 Accessories £59.95 DCC31 Accessory Decoder Kato UniTrack £15.95		HANDHELD CONTROLLERS GMC-H Single Track £37.95 GMC-HH Single Track Feedback £39.95 GMC-WS Single Track Simulation £59.95		UNCOUPLERS 		N SCALE FLEXIBLE TRACK GM92 730mm N/Silver Flexible Track (100) £199 GM96 730mm N/Silver Flexible Track (24) £54.95 GM18 Code 80 (N) Rail Joiners (24) £2.35					
DCC ACCESSORIES DCC11 Prodigy Extension Plate £36.95 DCC13 Prodigy Adv2 Wireless Walkaround £174.95 DCC14 Prodigy Adv2 Backlit Walkaround £125.95 DCC40 Auto Reverse Module £39.95 DCC49 Prodigy DCC Booster Unit 8 Amp £169.95 DCC51 Prodigy Wireless Conversion Set £259.95 DCC55 Prodigy Wired Computer Interface £52.95 DCC60 Spare plug for Prodigy £3.25 DCC61 Medium NEM 652 Socket (5) £7.95 DCC62 Prodigy Universal Lead (2m) £4.95 DCC63 Prodigy Adv Power Supply Unit £24.95 DCC71 Prodigy Decoder Tester £9.95 DCC72 8 to 21 Pin Adaptor £4.50 DCC73 25mm JST 9 Pin Short Harness (2) £4.25		MAINS POWERED TRANSFORMERS 				N SCALE TRACK ACCESSORIES GM46 N Re-Railer £2.95 GM53 N Scale Buffer Stop £2.95 BPGM53 N Scale Buffer Stop (Pack of 5) TBA				BULK TREES GM120 Deciduous Trees (25) £19.95 GM121 Mixed Trees (25) £19.95 GM122 Fir Trees (25) £19.95 GM123 Small Fir Trees (50) £29.95 GM124 Deciduous Trees (25) £19.95 GM125 Spruce Trees (25) £19.95	
ANALOGUE CONTROL		WALL MOUNTED TRANSFORMERS GMC-WM1 Output 1 x 16v AC or 12v DC £18.95 GMC-WM2 Output 1 x 9v DC (0.6a) £18.95		TRACK 							
						OO BROWN BALLASTED UNDERLAY SYSTEM GM117 OO/HO Granite Ballast (200g) £2.25 GM200 Flexible Ballasted Underlay (5m) £22.95 GM204 Point & Crossing Ballasting Kit £7.95					
GMC-COMBI Single Track Controller £39.95 GMC-100M Single Track £84.95 GMC-100MZ Single Track Z Scale £104.95 GMC-100MO Single Track O Scale £84.95 GMC-10LGB Single Track G Scale £99.95 GMC-10LGBSF Single Track G Scale Fan £164.95 GMC-P Single Track Simulation £99.95 GMC-PO Single Track Simulation O Scale £99.95		GMC-T1 Output 2 x 16v AC (1a) £20.95 GMC-T1DC Output 2 x 12v DC (1a) £25.95 GMC-T2 Output 1 x 18v AC (2.5a) £20.95 GMC-T3 Output 1 x 24v AC (1.25a) £20.95 GMC-T4 Output 2 x 12v AC (1a) £20.95 GMC-T5 Output 1 x 12v AC (5a) £29.95 GMC-T6 Output 1 x 24v AC (2.5a) £27.95 GMTFK1 Fitting Kit for T1/T3/T4 £13.95 GMTFK2 Fitting Kit for T2 £13.95		GMC-HF1 Single Track Unit £38.95 GMC-HF2 Double Track Unit £48.95							
		OPEN TRANSFORMERS 		AXLE-HUNG TRACK CLEANING PADS 							
GMC-D Twin Track £94.95 GMC-DZ Twin Track Z Scale £109.95		GMC-T1 Output 2 x 16v AC (1a) £20.95 GMC-T1DC Output 2 x 12v DC (1a) £25.95 GMC-T2 Output 1 x 18v AC (2.5a) £20.95 GMC-T3 Output 1 x 24v AC (1.25a) £20.95 GMC-T4 Output 2 x 12v AC (1a) £20.95 GMC-T5 Output 1 x 12v AC (5a) £29.95 GMC-T6 Output 1 x 24v AC (2.5a) £27.95 GMTFK1 Fitting Kit for T1/T3/T4 £13.95 GMTFK2 Fitting Kit for T2 £13.95		GM37 OO/HO Track Cleaning Pads (3) £5.50 GM39 N Track Cleaning Pads (3) £5.50							
MODULES GMC-S51 Super Shuttle Unit £32.95 GMC-SS1LGB Super Shuttle Unit G Scale £44.95 GMC-SS2 Station Stop Unit £37.95		TRACK TESTER 		N GREY BALLASTED UNDERLAY SYSTEM GM115 N Granite Ballast (500g) £3.45 GM118 N Granite Ballast (200g) £2.25 GM201 N Flexible Ballasted Underlay (5m) £22.95 GM205 N Point & Crossing Ballasting Kit £7.95							
				N BROWN BALLASTED UNDERLAY SYSTEM GM121 N Brown Ballast (500g) £3.45 GM211 N Flexible Ballasted Underlay (5m) £22.95 GM215 Point & Crossing Ballasting Kit £7.95							
						LICHENS & HEDGES GM160 Light Green Hedgerow (1m) £6.75 GM161 Dark Green Hedgerow (1m) £6.75					

THOUSANDS OF ITEMS ARE IN STOCK NOW. E & OE.
WE CAN DELIVER POST FREE TO MOST UK ADDRESSES

Gaugemaster Controls Ltd, Gaugemaster House, Ford Road
Arundel, West Sussex, BN18 0BN, United Kingdom

Tel - 01903 884488

Fax - 01903 884377 E Mail - enginshed@gaugemaster.co.uk



Electronic loco controller



HIGHWAYS



OO SCALE WIDE ROAD SYSTEM

GM370 80mm Wide Tarmac Road (1m) £6.95
GM371 80mm Wide Universal Curves (2) £6.95

OO SCALE NARROW ROAD SYSTEM

GM375 68mm Wide Tarmac Road (1m) £6.95
GM376 68mm Wide Universal Curves (2) £6.95

N SCALE ROAD SYSTEM

GM390 40mm Wide Tarmac Road (1m) £6.95
GM391 40mm Wide Universal Curves (2) £6.95



TINY SIGNS

OO SCALE REPLICA SIGNS

TS009E BR (Eastern) Station Signs £1.95
TS009LM BR (Midland) Station Signs £1.95
TS009NE BR (N Eastern) Station Signs £1.95
TS009S BR (Southern) Station Signs £1.95
TS009SCOT BR (Scottish) Station Signs £1.95
TS009W BR (Western) Station Signs £1.95
TS0021 Street Names £1.95
TS0022 BR Modern Image Station Signs £1.95
TS0023 Cornish Riviera Boards 1 £1.95
TS0024 Cornish Riviera Boards 2 £1.95
TS0025 Early Station Signs £1.95
TS0026 GWR Poster Boards £1.95
TS0027 LMS Poster Boards £1.95
TS0028 LNER Poster Boards £1.95
TS0029 Southern Poster Boards £1.95
TS0030 SR Poster Boards £1.95
TS0040 SR (Target) Sevenoaks/Oxford £1.95
TS0041 BR (Midland) Preston/Rugeley £1.95
TS0042 BR (Western) Truro/Taunton £1.95
TS0043 BR (Eastern) Hitchin/Grantham £1.95
TS0044 BR (NE) Durham/Morpeth £1.95
TS0045 BR (Scottish) Falkirk/Crianlarich £1.95
TS0046 BR (Southern) Woking/Axminster £1.95
TS0059 Carriage Prints £1.95
TS0060 Modern Image Road Signs £1.95
TS0067 Pub Signs £1.95
TS0070 Old Time Road Signs £1.95
TS0072 Pre-Grouping Travel Posters £1.95
TS0073 GWR Travel Posters £1.95
TS0074 LMS Travel Posters £1.95
TS0075 LNER Travel Posters £1.95
TS0076 Southern Travel Posters £1.95
TS0077 BR Travel Posters £1.95
TS0078 BR Modern Image Travel Posters £1.95
TS0079 Travel Posters £1.95
TS0081 Enamel Advert Signs 1 £1.95
TS0082 Enamel Advert Signs 2 £1.95
TS0083 Enamel Advert Signs 3 £1.95
TS0084 Enamel Advert Signs 4 £1.95

TS00131 French Travel Posters £1.95
TS00132 French Travel Posters £1.95
TS00133 German Travel Posters £1.95
TS00134 German Travel Posters £1.95
TS00137 London Transport Posters £1.95
TS00138 London Transport Posters £1.95
TS00139 London Transport Posters £1.95

N SCALE REPLICA SIGNS

TSN9E BR (Eastern) Station Signs £1.95
TSN9LM BR (Midland) Station Signs £1.95
TSN9NE BR (N Eastern) Station Signs £1.95
TSN9S BR (Southern) Station Signs £1.95
TSN9SCOT BR (Scottish) Station Signs £1.95
TSN9W BR (Western) Station Signs £1.95
TSN21 Street Signs £1.95
TSN22 BR Modern Image Station Signs £1.95
TSN23 Cornish Riviera Boards 1 £1.95
TSN24 Cornish Riviera Boards 2 £1.95
TSN25 Early Station Signs £1.95
TSN67 Pub Signs £1.95
TSN71 Road Signs £1.95
TSN79 Trackside Notices £1.95
TSN81 Enamel Advert Signs 1 £1.95
TSN82 Enamel Advert Signs 2 £1.95
TSN83 Enamel Advert Signs 3 £1.95
TSN84 Enamel Advert Signs 4 £1.95
TSN91 GWR Travel Posters £1.95
TSN92 LMS Travel Posters £1.95
TSN93 LNER Travel Posters £1.95
TSN94 SR Travel Posters £1.95
TSN95 BR Travel Posters £1.95
TSN96 Modern Travel Posters £1.95

OO SCALE VEHICLE LIGHTING KITS

GM385 Vehicle Lighting Kit £9.95
GM386 Emergency Vehicle Kit (Blue) £12.95
GM387 Orange Vehicle Kit (Orange) £12.95



KESTREL DESIGNS

N GAUGE PLASTIC KITS

GMKD01 House £4.25
GMKD02 Shop £4.25
GMKD03 Bungalow £3.35
GMKD04 Church with Porch £5.65
GMKD05 House/Shop Unit with Glazing £6.45
GMKD06 Two Shop Unit with Glazing £6.45
GMKD07 Four House Unit £8.45
GMKD08 Country Station £15.15
GMKD09 Station Buildings £7.95
GMKD10 Island Platform with Flat Canopy £5.65
GMKD11 Flat Canopy £6.15
GMKD12 Small Signal Box £2.85
GMKD13B Farm Rail Fencing Brown £2.85
GMKD13W Farm Rail Fencing White £2.85
GMKD14 Telegraph Poles £4.05
GMKD15 Windows Doors & Guttering £2.55
GMKD17 Platform Ramps (2) £2.25
GMKD18 Station Yard Huts £3.05
GMKD19 Weighbridge & Office £4.25
GMKD20 Coal Office £3.05
GMKD21 Level Crossing/Keepers Cottage £5.65
GMKD22 Four Greenhouses £2.85
GMKD23 Two Domestic Garages £2.85
GMKD24 Water Tower £3.55
GMKD25 Corner Shop £4.35
GMKD26 Corner Pub £4.35
GMKD27 Three Storey Townhouse £5.65
GMKD28 Three Storey Town Shop £5.65

GMKD29 Modern Station £1.95
GMKD30 Modern Station Waiting Room £1.95
GMKD31 Station Masters House £1.95
GMKD32 Pair Pre War Semi Det. Houses £1.95
GMKD33 Boilerhouse & Chimney £1.95
GMKD34 Stable Block £1.95
GMKD35 Cow Shed £1.95
GMKD36 Barn £1.95
GMKD37 Farm House £1.95
GMKD38 Steel Footbridge £1.95
GMKD39 Modern Industrial Unit £1.95
GMKD40 Modern Fire Station £1.95
GMKD41 Platforms Wide (2) £1.95
GMKD42 Platform Ramps Wide (2) £1.95
GMKD43 Goods Shed £1.95
GMKD1000 Town Station £1.95
GMKD1001 Old Factory with Chimney £1.95

N GAUGE VALUE KIT SETS

GMKD2001 Town Set £15.25
GMKD2002 Suburban Set £13.25
GMKD2003 Farm Set £17.25



TOOLS

MODEL RAILWAY MAINTENANCE

GM50 OO/HO Locomotive Wheel Cleaner £34.95
GM47 N Gauge Wheel Cleaner £17.95
GM51 Spare Pads for GM50 £17.95
GM49 Spare Pads for GM47 £17.95



GM619 Precision Lubricator £4.75
GM667 Superfine Oil Pen w/Teflon Particles £5.75
GM668 Electrical Contact Oil Pen £5.75

GENERAL MODELLING TOOLS

GM08 Modelling Tool (115mm) £6.95
GM26 Track Rubber £2.95
GM27 Jumbo Track Rubber £2.95
GM600 A2 Cutting Mat £14.95
GM601 A3 Cutting Mat £9.95
GM602 A4 Cutting Mat £4.95
GM603 A5 Cutting Mat £2.95
GM604 Round Nose Pliers £6.75
GM605 Flat Nose Pliers £6.75
GM606 Side Cutters £6.75
GM607 Half Round Pliers £6.75
GM608 Bent Nose Pliers £6.75
GM609 S/Steel Tweezers (4) £7.95
GM610 Double Ended Pin Vice £9.75
GM611 Sawset 1 w/ Scalpel Handle £3.50
GM613 Trim-away Knife £4.95
GM614 S/S Scalpel & Blades £2.95
GM615 Plastic Scalpel & Blades £2.95
GM616 Cutting Knife & 5 Blades £5.95
GM617 Pick-Up Tool £5.95
GM618 Magnifier Tweezers £3.95
GM621 Locking forceps Curved £6.75
GM624 Swivel Top Pin Vice £3.95
GM625 Curved Tweezer R/Action £3.95
GM626 Straight Tweezer R/Action £3.95
GM627 Blunt End Tweezer R/Action £3.95
GM629 Cutting Discs (10) £4.75
GM630 Screw Top Mandrels (3) £4.25
GM631 Slitting Discs (10) & Mandrel £2.75
GM632 Budget Needle File Set £6.75
GM633 Glass Fibre Pencil 4mm £4.75
GM634 4mm G/Fibre Refills (10) £7.50
GM635 2mm Glass Fibre Pencil £9.50
GM636 2mm G/Fibre Refills (5) £6.50
GM638 Cutting Brushes 0.6-2.0 £15.50
GM640 Archimedian Drill Stock £5.95

GM641 HSS Jbbs Drills 0.5 (5) £7.75
GM642 HSS Jbbs Drills 0.8 (5) £5.35
GM643 HSS Jbbs Drills 1.0 (5) £6.15
GM644 HSS Jbbs Drills 1.2 (5) £6.95
GM645 HSS Jbbs Drills 1.5 (5) £6.15
GM646 HSS Jbbs Drills 1.8 (5) £3.65
GM647 HSS Jbbs Drills 2.0 (5) £3.35
GM648 Microbox Drills 0.3-1.6 £5.65
GM649 Microbox HSS Twist Drill Bits 61-80 £17.15
GM650 HSS Jbbs Drills 0.3 (5) £7.15
GM651 HSS Jbbs Drills 0.4 (5) £5.65
GM652 HSS Jbbs Drills 0.6 (5) £6.95
GM653 HSS Jbbs Drills 0.9 (5) £3.05
GM654 HSS Jbbs Drills 0.9 (5) £2.75
GM655 Spare Blades for GM614 £7.45
GM656 Spare Blades for GM616 £17.25
GM660 Pick n Place Twin Pack £20.25
GM664 Economy Sprue/Plastic Cutter £7.75
GM666 Clip On Magnifying Eye Glass £6.66
GM669 Pin Pusher with Depth Stop £9.95
GM670 Deluxe Paintbrush Set £9.95
GM693 Value Model Railway Drill £9.95
GM695 Model Railway Screwdriver Set £17.25
GM696 Masking Tape 6mm x 18m (2) £1.95
GM697 Masking Tape 10mm x 18m (2) £2.75
GM698 Masking Tape 18mm x 18m (1) £2.50

RAZOR SAWS

GM672 Razor Saw Superfine £10.95
GM673 3 in 1 Saw Set £13.95
GM674 Razor Saw Fine £10.95
GM675 Razor Saw Medium £10.95
GM676 Aluminum Mitre Box £14.95
GM677 Fine Woodcraft Saw £10.95
GM678 Flush Cutting Saw £14.95
GM679 Universal Razor Saw £11.95

SOLDERING IRONS & BITS

GM680 15W 230v Soldering Iron £4.95
GM681 25W 230v Soldering Iron £17.95
GM682 40W 230v Soldering Iron £17.95
GM685 15W No 6 Tip £1.95
GM686 15W No 8 Tip £1.95
GM687 25W No 6 Tip £1.95
GM688 25W No 7 Tip £1.95
GM689 25W No 8 Tip £1.95
GM690 40W No 6 Tip £1.95
GM691 40W No 7 Tip £1.95
GM692 40W No 8 Tip £1.95

SOLDERING ACCESSORIES

GM01 Low Melt Solder 70 degrees (20g) £3.95
GM02 Solder 180 degrees (20g) £3.75
GM03 White Metal Flux £5.50
GM04 Brass Flux £5.50
GM05 Non Acid Soldering Flux £5.95
GM06 Solder Wire 145 Degrees £4.65



ELECTRICS

SWITCHES

GM501 Slide Switch DPDT £1.65
GM502 Slide Switch DPDT (C/off) £1.65
GM503 Toggle Switch SPST £2.30
GM504 Toggle Switch DPDT £2.60
GM505 Mini-Toggle DPDT (C/off) £3.10
GM506 Mini-Toggle DPDT £2.70
GM507 Mini-Toggle SPST £2.40
GM508 Mini-Toggle SPST £2.40
GM509 Mini-Toggle SPDT (C/off) £2.65
GM510 Mini-Toggle for G Point Motors £3.60
GM511 Mini-Toggle for G Point Motors £3.60
GM512 Push to Break Black (5) £3.95
GM513 Push to Make Black (5) £3.95
GM514 Push to Make Blue (5) £3.95
GM515 Push to Make Green (5) £4.75
GM516 Push to Make Red (5) £4.25
GM517 Push to Make White (5) £2.75
GM518 Push to Make Yellow (5) £2.75
GM519 Rotary Switch 1 Pole 12 Way £3.70
GM520 Rotary Switch 2 Pole 6 Way £3.70
GM521 Rotary Switch 3 Pole 4 Way £3.70
GM522 Rotary Switch 4 Pole 3 Way £3.70
BPGM501 Slide Switch DPDT (25) £13.50
BPGM502 Slide Switch DPDT (C/off) (25) £13.50

BPGM503 Toggle Switch SPST (25) £35.95
BPGM504 Toggle Switch DPDT (25) £39.95
BPGM505 Mini-Toggle DPDT (C/off) (25) £45.95
BPGM506 Mini-Toggle DPDT (25) £41.95
BPGM507 Mini-Toggle SPST (25) £35.95
BPGM508 Mini-Toggle SPDT (25) £35.95
BPGM509 Mini-Toggle SPDT (C/off) (25) £38.95
BPGM510 Mini-Toggle for Point Motors (25) £44.95
BPGM513 Push to Make Black (25) £9.50
BPGM514 Push to Make Blue (25) £9.50
BPGM515 Push to Make Green (25) £9.50
BPGM516 Push to Make Red (25) £9.50
BPGM517 Push to Make White (25) £9.50
BPGM518 Push to Make Yellow (25) £9.50

WIRE

GM11BK Wire Black 7 x 0.2mm (10m) £2.15
GM11BL Wire Blue 7 x 0.2mm (10m) £2.15
GM11BN Wire Brown 7 x 0.2mm (10m) £2.15
GM11G Wire Green 7 x 0.2mm (10m) £2.15
GM11GR Wire Grey 7 x 0.2mm (10m) £2.15
GM11O Wire Orange 7 x 0.2mm (10m) £2.15
GM11P Wire Pink 7 x 0.2mm (10m) £2.15
GM11W Wire White 7 x 0.2mm (10m) £2.15
GM11Y Wire Yellow 7 x 0.2mm (10m) £2.15
BPGM11BK Black Wire 7 x 0.2mm (100m) £7.95
BPGM11BL Blue Wire 7 x 0.2mm (100m) £7.95
BPGM11BN Brown Wire 7 x 0.2mm (100m) £7.95
BPGM11G Green Wire 7 x 0.2mm (100m) £7.95
BPGM11GR Grey Wire 7 x 0.2mm (100m) £7.95
BPGM11O Orange Wire 7 x 0.2mm (100m) £7.95
BPGM11P Pink Wire 7 x 0.2mm (100m) £7.95
BPGM11R Red Wire 7 x 0.2mm (100m) £7.95
BPGM11W White Wire 7 x 0.2mm (100m) £7.95
BPGM11Y Yellow Wire 7 x 0.2mm (100m) £7.95

GENERAL ELECTRICAL ACCESSORIES

GM12 Pair Connecting Leads (Pin/Bare Wire) £4.45
GM14 Crimped Pin Terminals (6) £2.95
GM15 Ring Terminals (6) £1.95
GM16 Pair Connecting Leads (Pin/Pin) £4.35
GM28 Crocodile Clips Red/Black Pair £1.60
GM29 Knob for Rotary Switches & Pots £2.75
GM40 1.5a Rectifier £4.95
GM42 Thermal Cut-Out 1 Amp £3.95
GM42 Thermal Cut-Out 2.5 Amp £3.95
GM75 PS6 6-Way Din Plug/Socket £2.75
GM77 12-Way Poly Terminal Block £1.95
GM89 Pack of 5 Amp Fuses (5) £2.55

LIGHTING

GM81 Micro LED White (4) £5.95
GM82 Micro LED Red (4) £5.95
GM83 Micro LED Blue (4) £5.95
GM84 Micro LED Orange (4) £5.95
GM89 Grain of Wheat Bulb 12v Yellow (5) £3.95
GM70 Grain of Wheat Bulb 12v Red (5) £3.95
GM71 Grain of Wheat Bulb 12v Clear (5) £3.75
GM72 Grain of Wheat Bulb 12v Green (5) £3.95
GM73 Grain of Wheat Bulb 12v Orange (5) £3.95
BPGM69 GOW 12v Yellow (100) £48.95
BPGM70 GOW Bulb 12v Red (100) £48.95
BPGM71 GOW Bulb 12v Clear (100) £38.95
BPGM72 GOW Bulb 12v Green (100) £48.95
BPGM73 GOW Bulb 12v Orange (100) £48.95
GM80 LED Green 3mm 12v (5) £2.05
GM81 LED Red 3mm 12v (5) £2.05
GM82 LED Yellow 3mm 12v (5) £2.05
GM83 LED Green 5mm 12v (5) £1.80
GM84 LED Red 5mm 12v (5) £1.80
GM85 LED Yellow 5mm 12v (5) £1.80
GM76 Resistor 1K Ohm for LEDs (10) £1.55

MAGNETS

GM86 Small Magnets (10) £5.50
GM87 Medium Magnets (10) £5.75
GM88 Large Magnets (10) £6.95
GM89 3v Bulbs (10) & Capacitors (5) £5.75
GM89 Pack of Reeds & 5 Magnets £13.50

GM353 Catalogue

120 full colour pages. A valuable resource £3.95

RANGES STOCKED

Airfix
Antex
Arnold
Atlas
Bachmann
Berko
Busch
Capital Transport
Carrera
Cartrix
Classix
Cooper Craft
Corgi
Cornerstone
Dapol
DCCconcepts
Deluxe Materials
DM Toys
Dornaplas
EFE
Electrotren
Faller
Fleischmann
FlySlot
Gaugemaster
Graham Farish
Harbourn Hamlet
Heljan
HMRS Transfers
Hobbytrain
Hornby
Humbrol
Ian Allen
Jagerndorfer
Jordan
Jouef
Kato
Kestrel Designs
Kibri
Knightwing
LGB
Lifelike
Lightcraft
Marklin
Mehano
Metcalfe
Middleton Press
MiNiS
Minitrains
Modelcraft
Model Scene
MRC
Ninco
Noch
NSR
Oxford Diecast
Parkside Dundas
Peco
Piko
Plastruc
Pola
Preisner
Racer
Railmatch
Ratio
Revell
Rivarossi
Roco
Rokuhan
Rotacraft
Scalextric
Scenix
Seep
Seuthe
Sideways
Slaters
Spraycraft
Springside
SRC
Superquick
Tiny Signs
Tracksetta
Train Tech
TrainSave
Trix
Viessmann
Vollmer
W & T Manufacturing
Walthers
Wiking
Wills
Xuron

GAUGEMASTER dapol Limited Edition News

All N Gauge Class 73s are £69.95 and limited to 150pcs

N GAUGE



DAGMA230 Pullman - £69.95
73 101 Brighton Evening Argus



DAGMA231 IC Executive Pristine
73 142 Broadlands



DAGMA232 First GBRF
73 141 Charlotte



DAGMA233 South West Trains
73 235



DAGMA234 Southern Livery
73 202

OO GAUGE



DAGMA100 Pullman
73 101 The Royal Alex



DAGMA101 Pullman
73 101 Brighton Evening Argus

These have been a long time coming but we are certain will be worth the wait. Laser scanned for super accuracy, loaded with features and a 21 Pin DCC socket. Sadly these items have unavoidably risen in price but for those who have already ordered, we will honour the pre-order price. 300 of each only.

dapol £129.95 each



DAGMA220 Class 66 DB Schenker
66 001

Traffic Red DB Schenker livery. Just 150pcs available on general release. Expected 2015

£89.95

CONTACT US FOR A FREE PRICE LIST
HUGE DEPTH OF STOCK, VISIT OUR WEBSITE FOR LIVE STOCK INFORMATION

METCALFE

READY CUT CARD KITS

MAIL ORDERS:

Metcalfe Models, Bell Busk
Skipton, North Yorkshire, BD23 4DU

PHONE ORDERS:

01729 830072

POSTAGE

up to £19.99 - £2.50
£20 and over - £4.50
We are now only taking UK orders.



Three new style kits made to go together to create all kinds of split level scenes without the need for lots of custom building.

RAILWAY

NEW!



Retaining Wall

A sectional wall easily extended with more kits. Features laser cut capping stones for a clean and crisp look.

N Codes: PN144 Stone - PN145 Brick **£8.99**
00 Codes PO244 Brick - PO245 Stone **£11.99**



Tapered Retaining Walls

A pair of sloping walls designed to stand either end of retaining walls. Can also be built to make a ramped roadway up to the bridge height.

N Codes: PN148 Brick - PN149 Stone **£8.99**
00 Codes PO248 Brick - PO249 Stone **£12.99**

Note: Two tapered walls kits are needed to make a ramp for either side of the bridge as shown here.

RAILWAY



Railway Bridge

Designed to be used with the retaining walls. Can be made double or single track over the top.

N Codes: PN146 Brick - PN147 Stone **£11.99**
00 Codes PO246 Brick - PO247 Stone **£13.99**

ALL THREE KITS AVAILABLE IN BRICK OR STONE STYLES



TOWN & COUNTRY

00/H0 Parish Church

One of our nicest designs, the kit includes intricate laser cut windows and other fine cut components.

PO226 - **£15.99**



N scale version also available but doesn't contain laser cut components and is a slightly different design. PN126 - £8.25

TOOLS

Ultra Fine Glue Applicators

Ultra fine applicators for precise flow of liquid glue, an essential tool when building our finer scale kits. Pack of 3 (glue not included). MT907 / **£3.50**



Follow us
@MetcalfeModelsT



MIDI KIT



Wooden Pavilion

A sports or cricket clubhouse. Ideal for the edge of a village green. 00 / PO410 / **£6.50**

MINI KIT



Picnic Tables

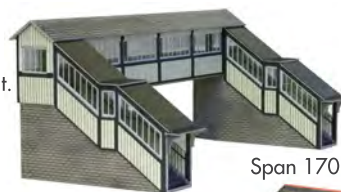
Pack contains three table with umbrellas. Note: Umbrella poles not included. Made from paper clips. Only in 00. 00 / PO510 / **£5.50**

RAILWAY

Footbridge

A covered bridge detailed inside and out. Includes extra lower steps for non platform height.

00 / PO236 / **£10.35**
N / PN136 / **£9.50**



Span 170mm.



Easily add on extra kits to extend the bridge over more tracks.

Visiting Skipton? You will find the full range of Metcalfe kits at Craven Model Centre, Mount Pleasant, Skipton High Street, BD23 1JZ

METCALFE

READY CUT CARD KITS

www.metcalfemodels.com



find us on
Facebook

INDUSTRIAL PERFECTION...

Three industrial buildings that can be arranged in different ways to create superb mills and factories...

INDUSTRIAL

00/ H0 Boilerhouse & Factory Entrance

A grand entrance for your factory designed to stand with the PO283 and PO282 kits. The boilerhouse with its large chimney creates a spectacular scene.

PO284 - £13.99



00/H0 Warehouse

A very sturdy industrial building, that can be built as low relief or stand alone.

PO282 - £13.99

INDUSTRIAL

00/H0 Small Factory

A single storey factory with a northlight roof and loading bay. Designed to stand alongside other kits in the industrial range.

PO283 - £13.99



STOP PRESS!

N Scale versions of these industrial buildings to be released very soon...

TOWN & COUNTRY

00 LOW RELIEF HIGH STREET BUILDINGS

PO205

PO206

PO271

Great for backdrops and limited spaces.

Works well with our retaining walls as shown here.

Pub & Shops:

PO205 - £9.20

Cinema:

PO206 - £9.20

Bank & Shop:

PO271 - £11.50



Class 3200 Earl "Dukedog" 4-4-0 Pre-order for £105.02



31-088 9028 in BR black early emblem
31-089 3214 in GWR green with shirtbutton monogram
Patriot Class 4-6-0
Pre-order for £114.71



31-204 5530 "Sir Frank Ree" in LMS crimson
Class A2 4-6-2
Pre-order for £110.50



31-528A 60529 "Pearl Driver" in BR lined green with late crest
31-531 60536 "Trimbrush" in BR lined green with early emblem
(Prices estimated - we will notify you if price rises & offer option to cancel)

Class 6959 Modified Hall Pre-order for £110.46



31-780 6988 "Swithland Hall" in BR lined green with late crest & Hawksworth tender
31-781 7903 "Foremarke Hall" in BR lined black with early emblem and Hawksworth tender
31-782 6965 "Thirlestaine Hall" BR green with late crest - weathered
31-783 7904 "Fountains Hall" BR black early emblem - weathered

Standard class 3MT tank Pre-order for £84.96



31-981 82021 in BR lined black with early emblem

Class 3F Fowler Jinty 0-6-0 tank



32-227B 3741 in LMS black £62.86
32-235 47673 in BR black with late crest - weathered £69.66

Class 5 L&YR 2-4-2T Pre-order for £73.91



31-168 10713 in LMS crimson
31-169 50795 in BR lined black with early emblem

Pre-order the entire 2014 range

Class 45xx Prairie 2-6-2 tank Pre-order for £72.21



32-131 Prairie tank 4539 in Great Western green

Class 4MT Fairburn 2-6-4 tank



32-880 2278 in LMS black - weathered £93.50
32-881 42105 BR lined black early emblem - weathered £93.50
32-882 42062 BR lined black late crest £85.00
(Prices estimated - we will notify you if price rises & offer option to cancel)

Class 08 Diesel Shunter Pre-order for £63.71



32-115B 08818 in BR blue with wasp stripes - weathered £72.21
32-119 08907 in DB Schenker red
32-120 13287 in BR plain green early emblem



www.ehattons.com/oxfordrailpreorders OXFORD

Adams Radial 4-4-2T - £88



OR76AR001 - Adams Radial 4-4-2T 30583 in BR late black
OR76AR002 - Adams Radial 4-4-2T 30584 in BR early black
OR76AR003 - Adams Radial 4-4-2T 488 in LSWR livery
(Image courtesy of Ben Brooksbank)

Why not try our DCC fitting service?
OR76AR001 / 002 / 003 - Fitted and fully tested with a Hatton's decoder:
£110

Adams Radial due in to stock between July - September 2015.

Wagons due in to stock between April - June 2015.

7 Plank Wagon 95



OR76MW001 7 plank wagon 95
"Fear Bros, Staines" in red - £9

7 Plank Wagon 10



OR76MW002 7 plank wagon 10
"Leamington Priors Gas" in red - £9

7 Plank Wagon 44



OR76MW003 7 plank wagon 44
"E Welford & Son Oxford" in red - £9

7 Plank Wagon 16



OR76MW004 7 plank wagon 16
"Weymouth & District Co-Op" in green - £9

7 Plank Wagon 217



OR76MW005 7 plank wagon 217
"Coventry Collieries" in black - £9

7 Plank Wagon 286



OR76MW006 7 plank wagon 286
"Arley Colliery" in red - £9

Tel: **0151 733 3655** info@ehattons.com

364-368 Smithdown Road, Liverpool, L15 5AN

Phones Open **Mon to Thu** 7am to 9pm **Fri & Sat** 8am to 6pm **Sun** 9am to 5pm

Shop Open **Mon to Sat** 8am to 6pm **Sun** 10am to 4pm

13,000+ items available on www.ehattons.com/brm

at www.ehattons.com/bachmann2014

Class 20 Diesel Pre-order for £72.21



32-045 20118 in BR Railfreight red stripe "Saltburn-by-the-Sea"

Class 47 Diesel



31-659 47001 in BR blue - weathered £101.96
31-659DS 47001 in BR blue pristine - DCC sound £212.46

Class 90 Electric Pre-order for £119.00



32-610 90023 in Intercity Swallow with 21-pin socket
32-611 90037 in Railfreight Distribution with 21-pin socket
32-612 90042 in Freightliner Powerhaul with 21-pin socket
(Prices estimated - we will notify you if price rises & offer option to cancel)

Class 37/4 Diesel Pre-order for £93.46



32-370 37405 in DRS Compass
32-389 37421 in Colas livery
32-390 37706 "Conidae" in Railfreight Petroleum
32-391DS 37796 in Railfreight coal sector - DCC sound £199.71

Class 25/3 Diesel Pre-order for £80.71



32-408 25286 in BR blue with domino headcode

Class 171/7 2-car DMU Pre-order for £110.50



32-468 171727 Southern
(Prices estimated - we will notify you if price rises & offer option to cancel)

Class 170/5 2-car DMU Pre-order for £119.00



32-469 170521 Cross Country weathered
(Prices estimated - we will notify you if price rises & offer option to cancel)

57ft Coaches



34-227 Corridor brakend in LMS crimson £23.76
34-254 ex-LMS composite in BR departmental olive green - weathered £24.61
34-255 1st/3rd composite in LMS crimson £23.76 (Running numbers TBA)

BR MK1 Coaches Pre-order for £28.01



39-025G SK 2nd corridor blue & grey
39-026J SK 2nd corridor maroon
39-050G SO 2nd open blue & grey
39-051J SO 2nd open maroon
39-100C RU restaurant car blue & grey
39-103C RU restaurant car maroon
39-150D FK 1st corridor blue & grey
39-151F FK 1st corridor maroon
39-231 BCK brake composite corridor departmental yellow
39-186 BG full brake departmental olive green - weathered £29.71 (Running numbers TBA)

FFA/FGA Freightliner Wagons



38-625 "Outer" FGA flats (x2) with 3' 20' & 2' 30' ISO containers £51
38-626 "Inner" FFA flat with 2' 30' ISO containers £25.50
38-627 "Outer" FGA flats (x2) with 3' 20' & 1' 40' maritime container & 1' 20' tanktainer £51
38-628 "Inner" FFA flat with 1' 20' & 1' 40' maritime containers £25.50
(Prices estimated - we will notify you if price rises & offer option to cancel)

Limited Edition J94s & Austeritys, Class 14xx & Kings from Hatton's, being produced by DJ Models

Class 14xx Pre-order for £99



Pristine

H1401 48xx 4825 in GWR unlined green Great Western
H1404 58xx 5808 in GWR unlined green Shirtbutton
H1406 14xx 1420 in GWR unlined green G W R
H1408 58xx 5816 in BR lined black BRITISH RAILWAYS
H1409 14xx 1470 in BR lined black early emblem
H1410 58xx 5819 in BR unlined black early emblem
H1413 14xx 1444 in BR lined green early emblem
H1414 14xx 1450 BR lined green late crest
H1416 14xx 1409 BR unlined green late crest

Lightly Weathered

H1402 58xx 5814 in GWR unlined green Great Western
H1403 48xx 4871 in GWR unlined green Shirtbutton
H1405 48xx 4807 in GWR wartime black G W R
H1407 58xx 5802 in GWR unlined green G W R
H1411 58xx 5801 in BR unlined green G W R

Heavily Weathered

H1412 14xx 1474 in BR unlined black early emblem
H1415 14xx 1432 BR lined green late crest

Due Q4 2015 - Q1 2016
www.ehattons.com/j94

Austeritys & J94 Limited Editions of 200 Pre-order for £99



Pristine

J9401 "Robert" in NCB Bold Colliery lined green
J9402 71515 in Mech Navvies maroon
J9407 4 in NCB Backworth Colliery lined black
J9408 98 "Royal Engineer" in Army green
J9410 15 in Wemyss Private Railway lined brown

Lightly Weathered

J9403 J94 68012 in BR black late crest
J9405 "Hurricane" in NCB Bickershaw Colliery lined green
IJ9409 7 in NCB Littleton Colliery lined blue

Very Heavily Weathered



J9404 1763 NCB Peckfield Colliery lined maroon with chevrons
J9406 8 in NCB Mountain Ash Colliery lined green

Due Q1 2015
www.ehattons.com/14xx

Class 6000 King Pre-order for £169



HK01 6000 "King George V" in GWR lined green with roundel
HK02 6019 "King Henry V" in GWR lined green with shield
HK03 6021 "King Richard II" in GWR lined green with shirtbutton
HK04 6029 "King Edward VIII" in GWR unlined wartime green
HK05 6018 "King Henry VI" in GWR lined green
HK06 6025 "King Henry III" in BR ultramarine blue
HK07 6027 "King Richard I" in BR/GWR lined green
HK08 6028 "King George VI" in BR lined blue with early crest



HK09 6023 "King Edward II" in BR lined blue with early crest
HK10 6009 "King Charles II" in BR lined green with early crest
HK11 6017 "King Edward IV" in BR lined green with late crest
HK12 6026 "King John" in BR lined green with late crest
HK13 6005 "King George II" in BR lined green with late crest
HK14 6024 "King Edward I" in BR lined green with late crest
HK15 6000 "King George V" in BR lined green with early emblem

DCC Fitted versions also available for £179

HK01DCC - HK15DCC
Due Q4 2015 - Q1 2016
www.ehattons.com/king

www.ehattons.com/preorder

Pre-orders accepted via credit or debit card only
Prices valid until 08/04/15. Errors excepted.

Visit

www.ehattons.com/preorder

for all forthcoming releases

OO Gauge (1:76 Scale)

Steam locos



266211 Beyer Garratt 2-6-0 0-6-2 47981 BR "Lion on wheel" emblems on cabsides & standard numbers on tanks 1949-56. Heavily weathered (Hel) £199



266208 Beyer Garratt 2-6-0 0-6-2 47996 BR early emblems on cabsides & numbers on tanks 1949-56. Heavily weathered (Hel) £199



31-931 Class 1000 Midland Compound 4-4-0 1189 in LMS black (Bac) £118.96
31-933 Class 1000 Midland Compound 4-4-0 41157 BR lined black late crest (Bac) £118.96



R3005 Class 2800 2-8-0 2845 in BR black late crest - weathered (Hor) £106
R3106 Class 2800 2-8-0 steam loco 2807 in GWR as preserved (Hor) £120



32-828A Class 2MT Ivatt 2-6-0 46526 in BR lined green late crest - weathered (Bac) £93.46



31-128* Class 30xx 2-8-0 ROD 3036 in BR black early emblem - weathered (Bac) (list £139.95) **BARGAIN** £82



31-727 Class 3700 City 4-4-0 3439 "City Of London" GWR Green Monogram (Bac) £106.21
R3006 Class 3800 2-8-0 3864 in BR weathered black early emblem. (Hor) £106
31-626A Class 3F 0-6-0 43257 in BR black early emblem (Bac) £76.46



31-628DC Class 3F 0-6-0 43620 in BR black late crest - weathered. DCC On Board (Bac) £101.96



R3229 Class 4000 Star 4-6-0 4021 "British Monarch" in BR green early crest (Hor) **NEW** £125.10



R3222 Class 42XX 2-8-0 4261 in Great Western green (Hor) **NEW** £111.20



R3169 Class 4900 4-6-0 Hall 5972 "Olton Hall" in GWR (Railroad range). New tooling for 2013 (Hor) **NEW** £67
31-880 Class 4F 0-6-0 3851 in LMS black Johnson/Deeley tender (Bac) £76.46



31-881 Class 4F 0-6-0 43875 in BR black early emblem and Johnson/Deeley tender (Bac) £76.46



31-188 Class 5XP Jubilee 4-6-0 45565 "Victoria" in BR lined green late crest - weathered (Bac) £118.96



31-189 Class 5XP Jubilee 4-6-0 45606 "Falkland Islands" in BR green early emblem - weathered (Bac) £118.96



31-213DS Class 6P Patriot 4-6-0 45504 "Royal Signals" in BR green late crest. DCC Sound Fitted (Bac) (list £288) **BARGAIN** £189



31-013 Class 7F 2-8-0 S&DJR 53808 in BR black late crest & Deeley tender (Bac) £110.46
R3060 Class A1 4-6-2 60163 "Tornado" in British Railways Apple Green (Railroad Range) (Hor) £79



R3280 Class A4 4-6-2 4496 "Golden Shuttle" in LNER Garter blue - Railroad range (Hor) £71.30
R2784X Class A4 4-6-2 60022 "Mallard" in BR green late crest - DCC Fitted (Railroad Range) (Hor) (list £32.25) **BARGAIN** £59
31-715 Class B1 1123 in LNER lined green (Bac) £84.96



R3114A Class B1 Thompson 4-6-0 61267 in BR black late crest (Hor) £120
31-146 Class D11/1 4-4-0 62663 "Prince Albert" BR black early emblem (Bac) £101.96



31-136DC* Class D11/2 4-4-0 62677 "Edie Ochiltree" in BR black late crest. DCC Fitted (Bac) (list £139.95) **BARGAIN** £85
31-137 Class D11/2 4-4-0 6385 "Lookie Muckelback" LNER black (Bac) £106.21



31-320DC Class J11 Robinson (GCR 9J) 64325 in BR black late crest. DCC Fitted (Bac) £91.76



R3231 Class J15 0-6-0 65356 in BR black early emblem (Hor) **NEW** £101.90



R3230 Class J15 0-6-0 7524 in LNER (Hor) **NEW** £101.90



R3228 Class J94 0-6-0 12 in National Coal Board blue (Hor) £68.10



R3243A Class K1 2-6-0 62027 in BR late crest (Hor) £120.50



R3189 Class L1 2-6-4 9003 in LNER apple green (Hor) £104
R32154 Class N 2-6-0 31404 BR lined black late crest - weathered (Bac) £106.21



R3108 Class T9 Greyhound 4-4-0 708 in SR black sunshine lettering (Hor) £111.20
R3208 Class V Schools 4-4-0 30915 "Brighton" BR black early emblem & tender (Hor) £134



R3194 Class V Schools 4-4-0 30937 "Epsom" in BR black early emblem (Hor) £112



32-954 Standard class 4MT 2-6-0 76058 in BR lined black early emblem (Bac) £93.46
32-955 Standard class 4MT 2-6-0 76109 in BR lined black late crest (Bac) £93.46
32-508 Standard class 5MT 73049 BR lined green late crest & B1 tender (Bac) £106.21



32-509 Standard class 5MT 73109 in BR lined black early emblem and BR1B tender (Bac) £106.21
32-261 WD Austerity 2-8-0 90441 in BR black early emblem (Bac) £110.42



32-260DC WD Austerity 2-8-0 90448 in BR black with late crest. DCC On Board (Bac) £125.29



30-325 Ambulance Train No.40 Train Pack GWR Class 3700 No.3711 "City of Birmingham" in WWI khaki, 3 x coaches in olive green & 6 x WWI figures (Bac) £135.96
25-2014 Bachmann OO Scale Silver Anniversary Set Class 5P Jubilee & Class 47 locos in wooden box certificate (Bac) £212.46



30-575 The Railway Children Train Pack GWR 57xx Pannier in GNSR, 2 x GNSR Coaches & Scenecraft Oakworth Station Building (Bac) £110.46



R3220 Tyeley Connection train pack Hall Class "Pitchford Hall" in GWR green & 3 Mk1 coaches in chocolate and cream (Hor) **NEW** £185.40



R3219 WWI GWR Troop Train Pack Star Class in Great Western unlined green & 3 clerestory coaches in brown & cream (Hor) **NEW** £143.70



10001HAP-10001 BR Brunswick green orange, black & orange lining. Aug 1956 - Oct 1957. (Dap) (list £105) **BARGAIN** £94
R3283 Bagnall shunter in red - Railroad range (Hor) £27.80



R3281 Class 09 09017 in National Railway Museum maroon - Railroad range (Hor) **NEW** £34.20



1405* Class 14 "Teddy Bear" (ex British Rail Green) Blue Circle Cement (ex D9526) (Weathered). (Hel) (list £115) **BARGAIN** £75
1408* Class 14 "Teddy Bear" British Steel '45' (Ex British Rail) Green (Weathered) wasp ends. (Hel) (list £115) **BARGAIN** £75



1600 Class 16 North British diesel D8400 BR green grey roof. Ltd Ed of 750 pcs (Hel) £107
1601 Class 16 North British diesel D8401 BR green small yellow warning panels. Ltd Ed of 750 (general release). (Hel) £107
1605 Class 16 North British diesel D8405 BR green small yellow warning panels. Weathered. Ltd Ed of 750 (general release) (Hel) £115



1717 Class 17 diesel D8606 in green full yellow ends (Hel) £87



MM0233 Class 201 no 233 "River Clare" in enterprise full yellow ends (Mur) £129



4D-012-003 Class 22 B-B Diesel Hydraulic D6311 in BR green small yellow panels & disc headcode box (Dap) £103
4D-012-001 Class 22 B-B Diesel Hydraulic D6316 in BR Green. Small yellow panels and disc headcode box (Dap) £103
4D-012-002 Class 22 B-B Diesel Hydraulic D6327 in BR Green. Amended yellow panels and disc headcode box (Dap) £103



D1000H Class 22 B-B Diesel Hydraulic D6328 (font A) in BR blue full yellow ends (Dap) £104



2320 Class 23 Baby Deltic D5900 green headcode discs and frost grilles - gloss (Hel) (list £129.95) **BARGAIN** £69
2321 Class 23 Baby Deltic D5901 green headcode discs and frost grilles (Hel) (list £129.95) **BARGAIN** £69
2322 Class 23 Baby Deltic D5905 green headcode discs and no frost grilles (Hel) (list £129.95) **BARGAIN** £69
2308* Class 23 Baby Deltic diesel D5900 in BR Green large yellow ends. (Hel) (list £119.95) **BARGAIN** £72
2302* Class 23 Baby Deltic diesel D5908 BR Green large yellow ends arrows (Hel) (list £119.95) **BARGAIN** £79



32-431DC Class 24 24077 in BR blue indicator discs. DCC Fitted (Bac) £89.21



2665 Class 26/0 diesel D5312 in BR green - weathered (Hel) £103
2724 Class 27 BRCW Sulzer diesel D5353 BR green (Hel) (list £99.95) **BARGAIN** £69



2723 Class 27 BRCW Sulzer diesel D5361 in BR green small yellow panels (Hel) (list £99.95) **BARGAIN** £69



2800* Class 28 Co-Bo Diesel D5700 Full BR Green - modified windows. (Hel) (list £125) **BARGAIN** £80
2801 Class 28 Co-Bo Diesel D5705 BR Green Small Yellow Panels (as preserved). (Hel) (list £125) **BARGAIN** £89



2810* Class 28 Co-Bo Diesel D5714 Full BR Green - modified windows. (Hel) (list £125) **BARGAIN** £89
2803* Class 28 Co-Bo Diesel D5718 BR Green Small Yellow Panels (Weathered). (Hel) (list £132) **BARGAIN** £98

Visit

www.ehattons.com/brm13,000+ items available
with live stock information

R2963 Class 31/4 31439 diesel in Regional Railways "North Yorkshire Moors Railway" DCC Ready. (Hor) £109

3431 Class 33/0 diesel 6544 in BR blue full yellow ends (Hel) £95
3430 Class 33/0 diesel D6506 in BR blue full yellow ends (Hel) £953413 Class 33/0 diesel D6530 in BR green experimental yellow panels rounded top corners (Hel) £95
3411 Class 33/0 diesel D6577 in early BR green (Hel) £95

3521 Class 35 Hymek D7003 in BR green (Hel) £94

3519 Class 35 Hymek D7064 in BR blue small yellow warning panels (Hel) £94
3520 Class 35 Hymek D7070 in BR blue full yellow ends (Hel) £94

32-781A Class 37/0 37034 BR Blue Split Head Code - weathered (Bac) £97.71

32-480DS Class 40 D211 "Mauretania" in BR green indicator discs. DCC Sound on board (Bac) (list £244.95) BARGAIN £189
R3282 Class 42 Warship D853 "Thruster" in BR maroon small yellow panels - Railroad range (Hor) £50.9031-656DC Class 47/0 D1677 "Thor" in BR green full yellow ends. DCC On Board (Bac) £106.21
32-816 Class 47/3 47365 Diamond Jubilee BR Railfreight Distribution (Bac) £93.46
32-817 Class 47/7 47745 Royal London Society For The Blind RES red & grey (Bac) £93.4632-815 Class 47/8 47834 "Fire Fly" BR Intercity Swallow (Bac) £93.46
4D-003-005 Class 52 D1072 "Western Glory" BR blue full yellow panel (Dap) £109
4D-003-011 Class 52 diesel loco D1002 "Western Explorer" in BR green small yellow panels (Dap) £109

32-629B Class 55 Deltic D9011 in BR two-tone green. Weathered (advertised earlier as "bristone") (Bac) £93.46

5822 Class 58 58006 Railfreight Redstripe Livery. (Hel) £125
5826 Class 58 58028 Plain Triple Grey Livery (Hel) £125
5824 Class 58 58030 in EWS Livery (Hel) £125
5823 Class 58 58036 Railfreight Redstripe Livery Orange Cantrell Stripe (Hel) £125
5821 Class 58 58045 Railfreight Coal Livery (Hel) £12532-734A Class 66 diesel 66101 in DB Schenker - weathered (Bac) £97.71
32-725U Class 66 Diesel 66111 EWS Highland Rail stag - Limited edition (Bac) £132
32-980 Class 66/9 66731 "InterhubGB" in GBRI Europorte (Bac) £93.46

R3268 Class 67 67003 in Arriva Trains Wales (Hor) £129.80

31-995 Class D16 LMS 10000 in BR Brunswick green lined orange & black (Bac) £99
31-996 Class D16 LMS 10000 BR Brunswick green part eggshell blue waistband (Bac) £994010- English Electric DP2 prototype in BR Brunswick green (as per 1962 to May 1965) (Hel) (list £129.95) BARGAIN £75
4011- English Electric DP2 prototype in BR two-tone green (as per 1965 until withdrawal in 1967) (Hel) (list £129.95) BARGAIN £70
MM7078 Irish Class 07/111 diesel loco 078 in IE grey yellow end panels. Ltd production of 250 pieces (Mur) £135

4005- Lion Diesel loco D0260 in white 5 gold stripes (Hel) (list £129.95) BARGAIN £70

Electric locos



31-678 Class 85 (AL5) Bo-Bo Electric 85026 in BR Blue single pantograph (Bac) (list £112.45) BARGAIN £86


DMUs

32-287 Class 101 2 Car DMU BR blue & grey "Cambridge/Norwich" (Bac) £127.46
32-286 Class 101 2 Car DMU in BR green small yellow warning panel "Shrewsbury/Aberystwyth" (Bac) £127.4632-285 Class 101 2 Car DMU in BR green speed whiskers "Newcastle/Middlesbrough" (Bac) £127.46
32-905* Class 108 2-car DMU in BR blue & grey full yellow ends (Bac) (list £139.95) BARGAIN £108

32-912 Class 108 3 Car DMU in BR blue full yellow ends (Bac) (list £169.95) BARGAIN £132

8940 Class 128 DPU Blue full yellow ends and flush fronts M55993 (Hel) (list £119.95) BARGAIN £69
8942 Class 128 DPU BR blue - weathered M55995 (Hel) (list £129.95) BARGAIN £69
8991 Class 128 DPU BR green small yellow panels & Midland style fronts M55989 (Hel) £948902 Class 128 DPU W55991 in early BR blue white cab roof domes and yellow gangway door covers (Hel) (list £119.95) BARGAIN £69
8922 Class 128 DPU W5992 in BR blue yellow ends & no branding "Scooby Doo" - weathered (Hel) £100
32-928 Class 150/1 2-car DMU 150150 in BR Regional Railways Sprinter - weathered (Bac) £135.95
32-937 Class 150/2 2-car DMU 150202 in Centro blue stripe (Bac) £127.46

32-938 Class 150/2 2 car DMU 150204 in Northern Rail (Bac) £127.46

31-256DC Class 251 Blue Pullman 6-car Midland set in Nanking blue full yellow ends. DCC Fitted (Bac) (list £349.95) BARGAIN £290
32-516A Derby Lightweight 2 Car DMU BR green speed whiskers (Bac) £123.21

8704 Railbus W&M E79962 in green large yellow panel - weathered. (Hel) (list £129.95) BARGAIN £79

8800 Railcar W79975 in BR light green speed whiskers & semi-gloss finish (Hel) £94
8801 Railcar W79976 in BR light green speed whiskers. Matt finish (Hel) £94

EMUs



R3184 1960 Brighton Belle Pullman Train Pack in Umber and cream (Hor) £176.10

R3290 Class 2-HAL 2 car EMU in BR green small yellow ends (Hor) £120.70
R3290A Class 2-HAL 2 car EMU in BR green small yellow panels (Hor) £120.70
R3260 Class 2-HAL 2 car EMU in BR green (Hor) £120.7031-032 Class 350/1 Desiro 4-Car EMU 350 102 in London Midland (Bac) £149
31-031 Class 350/2 Desiro 4 Car EMU 350 238 in London Midland (Bac) £149

R3185 Class 395 Javelin 4 car EMU "Sir Chris Hoy" in Southeastern (Hor) £132

R3258 Class 401 2-BIL 2 car EMU in BR blue (Hor) £120.70
R3257 Class 401 2-BIL 2 car EMU in BR green yellow ends (Hor) £120.70
31-268 Class 419 Motor Luggage Van (MLV) Network South East (revised) (Bac) £83.26

Track Maintenance vehicles



B800 Non-motorised OO Track Cleaner motorised cleaning heads & vacuum in blue (Dap) £56

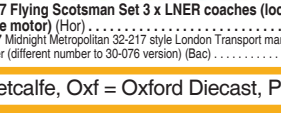


36-165A Plasser Tamper track maintenance machine (motorised) (Bac) £59.46

Train sets - analogue



R1151 Caledonian Belle trainset 0-4-0 steam loco in blue 4 wheel coach & open wagon (Hor) £49

R1167 Flying Scotsman Set 3 x LNER coaches (loco has 3-pole motor) (Hor) £120
30-077 Midnight Metropolitan 32-217 style London Transport maroon pannier (different number to 30-076 version) (Bac) £99.24R1155 Pendolino trainset 390004 in Virgin Trains "Alstom Pendolino" branding (Hor) £130
30-160 Rural Commuter set Class 105 2 car DMU BR green small yellow panels (Bac) £84.99

30-170 Thames Clyde Express Midland Compound 1000, 2 x corridor composite & 3rd brake coach in LMS (Bac) £148.71

30-105 The Midland Marvel Midland 3F 3522 in LMS, brake van in LMS grey & 2 x 8-plank wagons (Bac) £106.21
30-080 The Western Wanderer Class 57xx Pannier 3650 in GWR shirtdutton green and GWR Road brake van & shunters truck in GWR gr (Bac) £84.96

Train sets - DCC

30-042 DCC starter train set 0-6-0 Saddle Tank loco & 0-6-0 Junior Diesel Shunter, 2 wagons, brake van & 36-500 controller (Bac) £127.49



R1173 e-Link DCC Western Master train set GWR Class 2721 steam loco & 3 wagons (Hor) £120



30-048 Highland Tourer Digital Sound Set Class 37/4 37418 in BR blue and Mk2 TSO & BSO coaches in Far North green & cream (Bac) £250.71

Coaches



R4636 Arriva Trains Wales MK3 Buffet first class (Hor) NEW £26.40

R4635A Arriva Trains Wales MK3 TSO second class (Hor) £26.40
R4635B Arriva Trains Wales MK3 TSO second class (Hor) £26.40R4603 BR blue & grey (Western Region) MK3 buffet (Hor) NEW £26.40
R4615 BR blue & grey MK2E BSO brake second open (Hor) £23.10R4612 BR blue & grey MK2E BSO brake second open lights (Hor) £27.80
R4614 BR blue & grey MK2E FO first open (Hor) £23.10R4611 BR blue & grey MK2E FO first open lights (Hor) £27.80
R4610 BR blue & grey MK2E TSO tourist second open lights (Hor) £27.80
R4606 BR blue Ex-LMS 50' full brake (Hor) £33.30R4609 BR green Mk1 BSK brake second corridor lights (Hor) £33.80
R4608 BR green Mk1 SK second corridor in lights (Hor) £33.80
R4643 BR maroon Mk1 SO second open (Hor) £23.10R4607 BR green Mk1 CK composite corridor lights (Hor) £33.80
R4608 BR green Mk1 SK second corridor in lights (Hor) £33.80
R4643 BR maroon Mk1 SO second open (Hor) £23.10



Prices valid until 8/04/15

Orders received after this date for products that have increased in price will be given a refund



R4621 BR maroon Mk1 TSO tourist second open (Hor) £23.10
R4629 BR maroon Mk1 TSO tourist second open - Railroad range (Hor) £16.50
39-229C BR Mk1 BCK Brake Composite Corridor (WR) Chocolate & Cream (Bac) £28.01
39-226E BR Mk1 BCK Brake Composite Corridor Maroon Weathered (Bac) £29.71
39-075D BR Mk1 BSK Brake Second Corridor Blue & Grey (Bac) £28.01



R4604 BR Mk1 BSK in holiday camping coach green and cream (Hor) £22.70
39-320A BR Mk1 BSP Pullman bar 2nd 'The Hadrian Bar' (with lighting) (Bac) £39.91
39-125D BR Mk1 CK Composite Corridor Blue & Grey (Bac) £28.01



39-126G BR Mk1 CK Composite Corridor Maroon Weathered (Bac) £29.71
39-291A BR Mk1 FP Pullman parlour 1st coach blue grey (with lighting) (Bac) £39.91
39-029E BR Mk1 SK Second Corridor chocolate & cream (Bac) £28.01
39-501 BR Mk1 SLF Sleeper Car in blue & grey (Bac) £33.11



39-500 Pack of 4 BR Mk1 SLF Sleeper Car in maroon (Bac) (list £155.80) BARGAIN... £122
39-500 Single (Bac) £33
39-503 BR Mk1 SLSTP Sleeper Car in blue & grey 'Inter-City' (Bac) £33
39-503 Pack of 4 (Bac) (list £155.80) BARGAIN... £122



39-502 Pack of 4 BR Mk1 SLSTP Sleeper Car in maroon (Bac) (list £155.80) BARGAIN... £120
39-502 Single (Bac) £33
39-054C BR Mk1 SO Second Open (WR) Chocolate & Cream (Bac) £28.01



39-052G BR Mk1 SO Second Open Crimson & Cream (Bac) £28.01
39-311A BR Mk1 SP Pullman Second Parlour Grey & Blue (With Lighting) (Bac) (list £46.95) BARGAIN... £39
R4522B Gresley (Non Vestibuled) suburban 3rd class brake BR Crimson (Hor) £37.30
R4518A Gresley (Non Vestibuled) suburban 3rd class brake LNER teal (Hor) £39



R4521B Gresley (Non Vestibuled) suburban composite in BR Crimson (Hor) £37.30
R4523 GWR Composite Coach - Railroad Range (Hor) £16
R4592 InterCity 125 Executive MK3 buffet (Hor) £26.40
R4631 Intercity 125 Executive MK3 TF first class (Hor) £26.40



R4632 Intercity 125 Executive MK3 TS second class (Hor) £26.40
R4632A Intercity 125 Executive MK3 TS second class (Hor) £26.40
R4618 Intercity MK2E BSO brake second open (Hor) £23.10
R4617 Intercity MK2E FO first open (Hor) £23.10



R4616 Intercity MK2E TSO tourist second open (Hor) £23.10
39-455 LMS 57 ft Porthole Corridor 1st in BR crimson & cream (Bac) £33.96



39-450 Pack of 4 LMS 57 ft Porthole Corridor 3rd in BR crimson & cream (Bac) (list £159.80) BARGAIN... £125



39-450 Single (Bac) £33.96
39-470 LMS 60 ft Porthole Corridor Brake 1st BR Crimson & Cream (Bac) £33.96



39-465 LMS 60 ft Porthole Corridor Composite in BR crimson & cream (Bac) £33.96
39-475 LMS 60 ft Porthole Open Vestibule 1st BR crimson & cream (Bac) £33.96
R4388 LMS Composite Coach (Hor) £16
R4574 LNER Thompson Teak effect Non-Corridor Brake third class coach (Hor) £40
R4532 Mk1 BSK brake corridor second BR maroon. New tooling for 2013 (Hor) £17
R4638B Mk2d TSO open standard in Intercity Swallow (Hor) £24
R2955DVT Mk3 DVT 82126 in Virgin Trains 'Pretendolino' (unboxed) (Hor) (list £45) BARGAIN... £42
R4543 Mk3 Ex Virgin First Class - weathered. Withdrawn from 2012 range (Hor) £27.50



34-326A Period III 50ft parcels van in BR crimson & cream (Bac) £21.21
34-330 Period III 50ft parcels van BR departmental black 'Electrification' (Bac) £21.21



R4481 Pullman 3rd Class Kitchen 'Car No. 60' - Matchboard type (Hor) (list £49.99) BARGAIN... £25
R4427 Pullman 3rd Class Parlour Car 'No 66' - steel sided (Hor) £40
R296 Track cleaning coach (Hor) £22

Wagons



37-628B Megapack of 8 102 Tonne GLW Thrall BRA steel strip carrier in EWS - weathered (Bac) (list £231.60) BARGAIN... £174
37-628B Single (Bac) £24.61
37-628B Pack of 4 (Bac) (list £115.80) BARGAIN... £92



38-700 12 Ton Pipe Wagon BR Bauxite (Early) (Bac) £17.81
38-701 12 Ton Pipe Wagon BR Bauxite (Late) (Bac) £17.81



38-702 12 Ton Pipe Wagon BR Engineers Olive Green (Bac) £17.81
38-072 12 ton Southern 2+2 planked ventilated van Express Dairies Eggs (Bac) £11.86



37-731A Pack of 4 12 ton ventilated van in BR WR grey (Bac) (list £55.80) BARGAIN... £42
37-731A Single (Bac) £11.86



38-325A~ Pack of 4 13 Ton high sided steel open wagon chain pockets in BR bauxite (early) (Bac) (list £58) BARGAIN... £74
38-325A~ Single (Bac) (list £14.50) BARGAIN... £10
38-325A~ Megapack of 8 (Bac) (list £116) BARGAIN... £74



38-327~ Megapack of 8 13 Ton high sided steel open wagon smooth sides in BR bauxite (early) (Bac) (list £116) BARGAIN... £70
38-327~ Single (Bac) (list £14.50) BARGAIN... £9.50
38-327~ Pack of 4 (Bac) (list £58) BARGAIN... £36
37-356 13 ton steel sand tippler wagon in Departmental olive green (Bac) £10.16
37-253B 16 ton steel mineral wagon without top flap doors in BR grey - weathered (Bac) £11.01
33-307 20 ton Toad brake van in BR bauxite (Bac) £10.37



33-308 20 ton Toad brake van in BR grey - weathered (Bac) £10.88



38-270A Pack of 4 22 ton Presflo in Blue Circle Railfreight brown (Bac) £80
38-270A Single (Bac) £22
38-272 22 ton Presflo in Rugby Cement (Bac) £22
38-011B 24 Tonne glw MFA open box mineral wagon EWS (ex-Loadhaul) (Bac) £12.71
38-011B Pack of 4 (Bac) (list £59.80) BARGAIN... £46
38-011B Megapack of 8 (Bac) (list £119.60) BARGAIN... £88



38-402A 25 ton Pill Box brake van in BR bauxite (Bac) £20.36
38-401A 25 ton Pill Box brake van in BR grey - weathered (Bac) £21.21
33-826B 25 Ton Queen Mary brake van in BR Departmental olive (Bac) £16.11
37-275F 27 ton steel tippler wagon in BR grey 'Iron Ore' (Bac) £10.16
37-933 3 plank wagon in BR Departmental olive green (Bac) £9.31
37-933 3 plank wagon in LMS grey (Bac) £9.31



R6606 3 x HAA MGR coal wagons (Railroad range) (Hor) £19
R6606 Box of 12 (Hor) (list £249) BARGAIN... £10



38-120B Megapack of 8 35 Ton VAA box van sliding door in Railfreight red & grey - weathered (Bac) (list £191.60) BARGAIN... £136
38-120B Single (Bac) £20.36
38-120B Pack of 4 (Bac) (list £95.80) BARGAIN... £72



38-126A Megapack of 8 35 Ton VBB box van sliding door in BR bauxite - weathered (Bac) (list £191.60) BARGAIN... £136
38-126A Single (Bac) (list £23.95) BARGAIN... £20.36
38-126A Pack of 4 (Bac) (list £95.80) BARGAIN... £72



37-578A 45 ton TTA tank in ICI Methanol (Bac) £13.56
37-582C 45 ton TTA tank in Shell black (Bac) £13.56
38-063A 45 tonne glw MEA open box wagon in Coal sector (Bac) £12.71



38-020A Megapack of 8 46 Tonne glw CEA covered hopper wagon in EWS - weathered (Bac) (list £147.60) BARGAIN... £110
38-020A Single (Bac) £15.68
38-020A Pack of 4 (Bac) (list £73.80) BARGAIN... £58
37-603A 46 Tonne glw VGA sliding wall van in EWS - weathered (Bac) £17.85
37-603A Pack of 4 (Bac) (list £84) BARGAIN... £64
37-603A Single (Bac) (list £168) BARGAIN... £122
37-061C 5 plank wagon wooden floor in BR grey (Bac) £10.16
B500MULTI 5 x Cattle Wagon Multipack (Dap) £36
38-437 51 tonne SSA scrap wagon in Transrail grey (Bac) £12.71
4F-031-020 6 wheeled milk tanker 'United Dairies' - weathered (Dap) £12
37-188 7 plank wagon coke rails 'Moy' - weathered (Bac) £12.33



38-345A~ Megapack of 8 FNA Nuclear Flask Wagon flat floor & round buffers in standard buff - Flask 9 (Bac) (list £240.80) BARGAIN... £128
38-345A~ Single (Bac) (list £30.10) BARGAIN... £17
38-345A~ Pack of 4 (Bac) (list £120.40) BARGAIN... £42.46
37-313 Intermodal bogie wagon 2 x 45ft containers in Maersk (Bac) £42.46



38-250 Pack of 4 IPA twin double deck car transporter in 'STVA' red (Bac) (list £199.80) BARGAIN... £140



38-250 Single (Bac) £37
38-212A JJA auto ballaster in Railtrack curved top profile (4 per rake each Generator wagon) (Bac) £42.46
38-212A Pack of 4 (Bac) (list £199.80) BARGAIN... £160



38-200A Megapack of 8 JPA bogie cement hopper 'VTG - Lafarge Cement' (Bac) (list £287.60) BARGAIN... £212
38-200A Single (Bac) £30.56
38-200A Pack of 4 (Bac) (list £143.80) BARGAIN... £112
38-300 OTA (ex-VDA) timber carrier Lumber load in BR Railfreight (Bac) £20
38-300 Pack of 4 (Bac) (list £99.80) BARGAIN... £77
37-672 Pack of 3 14 Ton tank wagons in British Tar - weathered (Bac) £38.21
37-671 Pack of 3 14 Ton tank wagons in Fina - weathered (Bac) £38.21



37-236 Pack of 3 16 ton steel mineral wagons in NCB top flap doors - weathered (Bac) £30.56
38-287 Pack of 3 22 ton Prestifos in BR bauxite - weathered (Bac) £56.73
37-982 Pack of 3 Conflat wagons in BR bauxite BD containers in BR crimson - weathered (Bac) £36.51
38-652 PCA Metalair Bulk Powder Wagon Grey - weathered (Bac) £15.26



R6371 Pack of 6 Petrol tanker wagon in Shell black (Hor) (list £37.50) BARGAIN... £33
R6371 Single (Hor) £6

Analogue controllers

36-560 Plug in 0.7 Amp transformer separate speed controller, track connector wires & power clip (Bac) £25.54
R8250 Standard Train Controller (an alternative to R965). Use R964 or P9200 transformer (Hor) £21

DCC decoders



36-554 21-pin 3-function 2-sided 1A decoder back EMF for slow running (Bac) £12



DCR-21PIN-Direct 21-pin 4-function 1.1Amp direct plug decoder back EMF (Hat) £12
DCR-21PIN-Direct Box of 5 (Hat) £57
DCR-21PIN-Direct Box of 10 (Hat) £110



36-557 Pack of 5 21-pin E-Z Command 4-function 1A decoder back EMF (Bac) (list £92.50) BARGAIN... £70
36-557 Single (Bac) £14.50



R8249 Box of 6 8-pin 4-function 2-sided 0.5A (1A peak) decoder (Hor) £14



DCR-8PIN-Direct Box of 10 8-pin compact direct 4-function 1.1Amp decoder back EMF (Hat) £105
DCR-8PIN-Direct Single (Hat) £13
DCR-8PIN-Direct Box of 5 (Hat) £59
DCD-Z360 ZEN 360 8-pin Direct 4-function 1.1A Decoder Stay Alive (14.2x12.5x3.5mm) (DCC) £25
DCD-Z360-5 ZEN 360 8-pin Direct 4-function 1.1A Decoder Stay Alive (14.2x12.5x3.5mm) (5 Pack) (DCC) £100
DCD-ZN8H ZEN Nano 8-pin Wired 4-function 1.1A Decoder Stay Alive (15x7x2.7mm) (DCC) £28

DCC accessory decoders



R8247 DCC accessory decoder (for points and motors) (Hor) £32
PC2 One Touch DCC Quad Point Controller x 4 (Tra) £32

DCC controllers



R8213 DCC Select unit (boxed) (Hor) £90



R8312 e-LINK Module, Railmaster Software & 1 Amp Transformer (PC/Laptop Required) (Hor) £68



Opening Hours

Shop 8am to 6pm Mon to Sat
10am to 4pm Sun



Phones 7am to 9pm Mon to Thu
8am to 6pm Fri & Sat
9am to 5pm Sun

DCC accessories

R8238 DCC reverse loop control module (Hor) £34



R8239 Power and Signal Booster - can be used any DCC controlled system (Hor) £74

Point motors

R8014 Mark 2 Point Motor (Hor) £7

Switches & Levers



R044 Passing contact lever frame switch (for point motors) (Hor) £9

Lighting equipment

DML-LMSGVP 6 upright lamps and 2 wall lamps - LMS gas (DCC) £69.95

NEW



CL34 Cool White Coach Light Strip Modern Image Door Sounds (Tra) **NEW** £21



CL2 Standard Coach Lighting Strips - Warm White (Tra) £17

NEW



44-559 Street lamps x 4 (Bac) **NEW** £5.91

NEW



44-561 Wood post yard lamps (Bac) **NEW** £10.16

Accessories

SFX20 Diesel loco sound capsule (with built in battery, speaker & motion detector) (Tra) £37

Cables & Wires

PL-80 Power feed joiners - Code 100/124 (x4 pairs) (Pec) £6

Spares

SL-111 Finescale insulated rail joiners/fishplates (Code 70, 75 & 83) for OO & HO gauge - Pack of 12 (Pec) £2.30



SL-110 Finescale rail joiners/fishplates (for code 70, 75 & 83) for OO & HO gauge - Pack of 24 (Pec) £2.20

SL-11 Insulated rail joiners/fishplates (for OO, HO & O gauge code 100 rails incl. Hornby, Peco & Peco Streamline) - Pack of 12 (Pec) £2



SL-10 Metal rail joiners/fishplates (for code 100 rails incl. Hornby, Peco & Peco Streamline) For OO, HO & O gauge - Pack of 24 (Pec) £2

36-030 Mk2 Couplings NEM shaft (straight) pocket x 10 (Bac) £6

20KADEE NEM-362 Extra Long Coupler - 11.68 mm (29/64") (w/o Draft Gear Boxes) (2 pair) (Kad) £2.90



18KADEE NEM-362 Medium Coupler - 8.63 mm (1/32") (w/o Draft Gear Boxes) (2 pair) (Kad) £3.50

Wheel sets

R8218 14.1 mm coach wheels (pack of 10) (Hor) £5


36-033 Brass turned coach disc wheels on metal axles - Pack of 10 (Bac) £9.99

R8097 Metal 3 hole disc wagon wheels on axles (10 axles) (Hor) £6.50

36-015 Metal 3-hole disc wagon wheels on 10 metal axles - Pack of 20 (Bac) £7

R8096 Metal disc wheels on axles (10 axles) (Hor) £5.50

36-008A Pair of Commonwealth coach bogies (Bac) £5



36-024 Pair of LMS bogies. (Bac) £5

36-006A Pair of Thompson coach bogies (Bac) £5

Buildings - railways



PO213 2 Road Red Brick Engine Shed & Workshop Building (Card Kit) (Met) £13

44-173 Brick Servicing Depot (320 x 82 x 121mm) (Bac) £50.96

R8006 Diesel maintenance depot (Hor) £22



LK-20X Double length overall arched station roof (Pec) £18

44-141 Double track 1970's & 80's diesel depot (Bac) (list £79.95) **BARGAIN** £49

44-128 Fuelling Point Pump House (164 x 72 x 37mm) (Bac) £25.46

LK-56 Loco inspection pit for normal code 100 track (Pec) £5

R9780 Locomotive Shed (Hor) £45.60

44-0016 Narrow gauge station (Bac) £50.96

NEW



44-0012 Platform book stand (37 x 22 x 41mm) (Bac) **NEW** £10.16

PO340 Platform canopy (Met) £13

PO216 Platform kit in red brick - Makes up to 8ft (Card Kit) (Met) £9

44-0013 Post-war system-built station (205 x 85 x 57mm) (Bac) £50.96

PO233 Signal box inside hut & fuel store shed (Card Kit) (Met) £7

44-178 Traction Servicing Depot (320 x 142 x 100mm) (Bac) £73.91

Man-made scenic structure - railway-related

NEW



44-0008 2 platform ramps (Bac) **NEW** £12.33

44-153 2 straight platforms - Great Central style (122 x 165 x 20mm) (Bac) £12.71

NEW



44-0011 2 wooden platform ramps (Bac) **NEW** £10.16

NEW



44-0010 2 wooden platforms (Bac) **NEW** £25.46

44-0010 2 wooden platforms (Bac) **NEW** £25.46

44-0010 2 wooden platforms (Bac) **NEW** £25.46

44-0010 2 wooden platforms (Bac) **NEW** £25.46

44-0010 2 wooden platforms (Bac) **NEW** £25.46

44-0010 2 wooden platforms (Bac) **NEW** £25.46

44-0010 2 wooden platforms (Bac) **NEW** £25.46

44-0010 2 wooden platforms (Bac) **NEW** £25.46

44-0010 2 wooden platforms (Bac) **NEW** £25.46

44-0010 2 wooden platforms (Bac) **NEW** £25.46

44-0010 2 wooden platforms (Bac) **NEW** £25.46

44-0010 2 wooden platforms (Bac) **NEW** £25.46

44-0010 2 wooden platforms (Bac) **NEW** £25.46

44-0010 2 wooden platforms (Bac) **NEW** £25.46

44-0010 2 wooden platforms (Bac) **NEW** £25.46

44-0010 2 wooden platforms (Bac) **NEW** £25.46

44-0010 2 wooden platforms (Bac) **NEW** £25.46

44-0010 2 wooden platforms (Bac) **NEW** £25.46

44-0010 2 wooden platforms (Bac) **NEW** £25.46

44-0010 2 wooden platforms (Bac) **NEW** £25.46

44-0010 2 wooden platforms (Bac) **NEW** £25.46

44-0010 2 wooden platforms (Bac) **NEW** £25.46

44-0010 2 wooden platforms (Bac) **NEW** £25.46

44-0010 2 wooden platforms (Bac) **NEW** £25.46

44-0010 2 wooden platforms (Bac) **NEW** £25.46

44-0010 2 wooden platforms (Bac) **NEW** £25.46

44-0010 2 wooden platforms (Bac) **NEW** £25.46

44-0010 2 wooden platforms (Bac) **NEW** £25.46

44-0010 2 wooden platforms (Bac) **NEW** £25.46

44-0010 2 wooden platforms (Bac) **NEW** £25.46

44-0010 2 wooden platforms (Bac) **NEW** £25.46

Signals



R169 Home junction signal (Hor) £10

R171 Home signal (Hor) £8

TT180 Modern-style 4-track Gantry Kit (signal heads not included) (Tra) £32

DS6 One Touch DCC Signal Home (R/G) (Tra) £28

DS1 One Touch DCC Signal Home (R/G) (Tra) £22

Buildings - general

44-134 1930's Semi Detached Houses (140 x 70 x 110mm) (Bac) £33.96

EM6008 3 house terrace (Poc) £15

44-247 Low relief bookmakers maisonette (70 x 19 x 132mm) (Bac) **NEW** £18.66

44-245 Low relief corner chemist (60 x 19 x 113mm) (Bac) **NEW** £18.66

44-242 Low relief gentlemen's outfitters (60 x 19 x 113mm) (Bac) **NEW** £18.51

NEW



44-253 Low relief greengrocers (66 x 19 x 109mm) (Bac) **NEW** £20.36

44-256 Low relief hardware store maisonette (70 x 19 x 132mm) (Bac) **NEW** £18.66

NEW



44-243 Low relief Lyons cornerhouse (66 x 19 x 109mm) (Bac) **NEW** £19.51

NEW



44-258 Low relief milk depot (145 x 50 x 75mm) (Bac) **NEW** £50.96

44-249 Low relief off-licence maisonette (70 x 19 x 132mm) (Bac) **NEW** £18.66

NEW



44-248 Low relief post office maisonette (70 x 19 x 132mm) (Bac) **NEW** £18.66

NEW



44-254 Low relief power signal box (247 x 48 x 88mm) (Bac) **NEW** £29.71

44-233 Low Relief Rear Of Terrace (120 x 30 x 105mm) (Bac) £16.96

44-227 Low Relief Rear Of Victorian Tenements (204 x 56 x 160mm) (Bac) £42.46

PO274 Low relief terrace house fronts - red brick (128w x 73d x 125h mm) (Met) £10

44-246 Low relief terraces (120 x 19 x 104mm) (Bac) £22.91

44-257 Low relief Victorian school (249 x 39 x 92mm) (Bac) £33.96

44-159 Pandon Little Chapel Cottage (137 x 70 x 96mm) (Bac) £28.01

NEW



44-0005 Portable office (96 x 42 x 34mm) (Bac) **NEW** £16.96

PO283 Red brick corner shop (Card Kit) (Met) £9

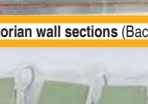
R6621 Terrace house (left hand) - Skaledale (Hor) £12

R6622 Terrace house (right hand) - Skaledale (Hor) £12

R9757 The Chapel - Low Relief (Hor) **NEW** £17.40

Man-made scenic structure - non-railway

NEW



44-565 6ft Victorian wall sections (Bac) **NEW** £7.61

NEW



44-567 Coolant trolleys x 4 (Bac) **NEW** £6.76

NEW



44-564 Corner pavements and drop curbs (Bac) **NEW** £5.91

NEW



44-558 Corrugated metal shed (Bac) **NEW** £5.06

NEW



44-566 Memorial (Bac) **NEW** £5.91

NEW



44-562 Metal fencing (Bac) **NEW** £8.46

NEW



44-539 Platform Tractor Unit (Bac) **NEW** £12

NEW



44-505 Security fences x 10 - Scenecraft range (Bac) £5

NEW



44-556 Stormhaven tent (Bac) **NEW** £16.96

NEW



44-563 Straight pavements x 4 (Bac) **NEW** £6.46

Bridges, Tunnels & Walls

SS80 3 arch viaduct plastic kit (Wil) £19

SSMP200 Coarse Stone wall material, 4 x 13cm by 7.5cm sheets (Wil) £3

AO017 Double-track overroad bridge (Bac) £42.46

R078 Foot Bridge (Hor) £14

R8008 Grand suspension bridge (Hor) £39

44-225 Low Relief Retaining Walls (168 x 10 x 85mm) (Bac) £14.41

548 Modular Covered Footbridge (Rat) £20

PO247 Railway Bridge in Stone (Met) £13

PO244 Retaining Wall in Red Brick - 4 sections per kit (Met) £11

537 Retaining Walls x 2 (350mm long) (Rat) £7

NEW



44-555 Stone walls and gates (Bac) **NEW** £11.01

PO248 Tapered Retaining Wall in Red Brick (Met) £12

PO249 Tapered Retaining Wall in Stone (Met) £12

Minerals, Water & Rocks

GM114 Granite Ballast - OO & HO gauge - large bag 500g (Gau) £3

People - civil

36-407 1950s Train Crew x 6 (Bac) £6.21

36-047 Locomotive staff x 6 (Bac) £6.21

36-046 Shopping figures x 6 (Bac) £6.21

36-045 Station passengers standing x 6 (Bac) £6.21

36-044 Station passengers sitting x 6 (Bac) £6.21

36-043 Station staff x 6 (Bac) £6.21

36-042 Station staff x 6 (Bac) £6.21

36-041 Station staff x 6 (Bac) £6.21

36-040 Station staff x 6 (Bac) £6.21

36-039 Station staff x 6 (Bac) £6.21

Visit


www.ehattons.com/new

for new releases

Track - Code 100 Streamline



SL-100 1 yard (91.5cm) length of Code 100 Wooden-sleeper nickel flexible track (Pec)..... £2.80
SL-100 Pack of 25 (Pec)..... £64
SL-102 1 yard (91.5cm) length of Nickel Silver concrete-sleeper flexible track (Pec)..... £2.75
SL-102 Pack of 25 (Pec)..... £62



SL-99 3 way medium radius point insulfrog (Pec)..... £22
SL-E98 Large Y point electrofrog (Pec)..... £10
SL-87 Left hand curved point (Pec)..... £10.50
SL-E87 Left hand curved point electrofrog (Pec)..... £11
SL-E88 Left hand large point electrofrog (Pec)..... £10



SL-89 Left hand large point insulfrog (Pec)..... £10
SL-E89 Right hand curved point (Pec)..... £10.50
SL-E88 Right hand curved point electrofrog (Pec)..... £11



SL-E88 Right hand large point electrofrog (Pec)..... £10
SL-E88 Right hand large point insulfrog (Pec)..... £10
SL-87 Small Y point (Pec)..... £8

Track - Code 75 FineScale Streamline



SL-102F Pack of 25 1 yard (91.5cm) length of finescale Nickel Silver concrete-sleeper flexible track. (Pec)..... £64
SL-102F Single (Pec)..... £3



SL-100F Pack of 25 1 yard (91.5cm) length of Nickel Silver Finescale flexible track (Pec)..... £64



SL-100F Single (Pec)..... £2.95
SL-E199 3 way finescale medium radius point electrofrog (Pec)..... £24
SL-E1095 Code 75 Medium Radius Concrete sleeper turnout LH (Pec)..... £11
SL-E1095 Code 75 Medium Radius Concrete sleeper turnout RH (Pec)..... £11



SL-E190 Finescale double slip electrofrog (code 75 Rail) (Pec)..... £31
SL-E187 Finescale left hand curved point electrofrog (Pec)..... £11
SL-E189 Finescale left hand large point electrofrog (Pec)..... £10.50



SL-E196 Finescale left hand medium point electrofrog (Pec)..... £11




SL-E192 Finescale left hand small point electrofrog (Pec)..... £10
SL-E194 Finescale long crossing electrofrog (Pec)..... £10
SL-E186 Finescale right hand curved point electrofrog (Pec)..... £11
SL-E191 Finescale right hand small point electrofrog (Pec)..... £10
SL-E180 Finescale single slip electrofrog (code 75 rail) (Pec)..... £29
SL-E197 Finescale small Y point electrofrog (Pec)..... £9.50

Track & Points



R8090 Pack of 24 1 single yard length of Semi-Flexible Track (Hor)..... £79
R8090 Single (Hor)..... £3.50



R605 1st radius double curve (8 make a circle) (Hor)..... £2.50
R605 Circle of 8 (Hor)..... £15
R606 2nd radius curve (Hor)..... £2
R607 2nd radius double curve track (8 make a circle) (Hor)..... £2.25
R607 Circle of 8 (Hor)..... £18



R609 Circle of 8 3rd radius double curve track (8 make a circle) (Hor)..... £22
R609 Single (Hor)..... £3



R8262 Double 4th radius curve (8 make a circle) (Hor)..... £3



R601 Box of 24 Double Straight (Hor)..... £49
R601 Single (Hor)..... £2.25
R8222 Extension Pack B. Contains 1 x R8073, 2 x R600, 4 x R607, 1 x R606, 1 x R083 (Hor)..... £21
R8223 Extension Pack C. Contains 1 x R8073, 2 x R600, 4 x R607, 1 x R606 (Hor)..... £21
R8226 Extension Pack F. Contains 1 x R8072, 1 x R8073, 2 x R600, 2 x R606, 1 x R083 (Hor)..... £22
R8077 Left hand Express point (Hor)..... £16



R8072 Left Hand Standard Point (Hor)..... £9



36-874 Left-hand curved point Radii 438mm Arcs 22.5 & 33.75 (same as Hornby R8074) (Bac)..... £11
(list £13.70) BARGAIN
36-877 Left-Hand Point (same as Hornby R8077) (Bac)..... £11.65
36-872 Left-hand standard point (Bac)..... £7.52
R603 Long Straight (Hor)..... £3.25



36-603 Box of 10 Long straight track nickel silver (same as R603) (Bac) (list £32.50)..... £24.80
36-603 Single (Bac)..... £2.76
DCX-PBVP PowerBase OO Gauge Value Pack - use to setup PowerBase on 16ft (5 metres) of track and run 3 locos - 12 magnets (DCO)..... £24
R8075 Right hand curved point (Hor)..... £14.40
36-875 Right Hand Curved Point Radii 438mm Arcs 22.5 & 33.75 (same as Hornby R8075) (Bac)..... £11.65



R8073 Right Hand Standard Point (Hor)..... £9
36-878 Right-Hand Point (same as Hornby R8078) (Bac)..... £11.65
36-873 Right-Hand Standard Point (Bac)..... £7.52
R610 Short Straight (Hor)..... £1.50



R621 Pack of 24 Single 970mm length of flexible track (Hor)..... £66
R621 Single (Hor)..... £3



R600 Box of 24 Standard Straight (Hor)..... £33
R600 Single (Hor)..... £1.40
36-601 Straight track 335mm (same as Hornby R601) (Bac)..... £1.70

Track underlay



GM200 5 metres of realistic grey ballasted OO gauge underlay (Gau)..... £19



SL-50 Roll of foam track underlay sleeper indentation. Suitable for Settrack and Streamline 5m long (16' 4") (Pec) £8
R638 Roll of track foam underlay Approx: 4880mm (16ft) (Hor)..... £9

Railway publications



R8150 Hornby 2015 Catalogue (Hor) NEW..... £7.50



35308EFE 6 Bay Leyland Leopard Southdown (EFE) NEW..... £32.95



34303 AEC 2RT2 bus "London Transport" in red (EFE) £24
30715EFE AEC Renown - "North Western" (EFE)..... £27
34207 AEC RLH Weymann d/deck bus "Midland General" (EFE)..... £24



27704EFE AEC STL Bus (No Roof Box) Green Country "London Transport" (EFE) NEW..... £26.50
32308EFE Bristol RELH Coach - "West Yorkshire" (EFE)..... £26



38117EFE Bristol VRT "Midland General" (EFE) NEW..... £26.50
38116EFE Bristol VRT 2 "Crosville N.B.C." (EFE) NEW..... £26.50
OM46409B Caetano CT650 Aircocah, Cork Express (Cor) NEW..... £30



OM46409A Caetano CT650 Aircocah, Dublin Express (Cor) NEW..... £30



OM46410A Caetano CT650, Lucketts Travel, Isle of Wight Festival (Cor) NEW..... £30



76COM005 Commer Commando Australian National Airways (Oxf) NEW..... £12



76COM003 Commer Commando BEA (Oxf)..... £12
OM41609B Crossley DD42 Stockport, 16 Stockport Stepping Hill (Cor)..... £30
OM41609A Crossley DD42 Stockport, 47 Stockport Crossley Rd (Cor) £30
31306EFE Daimler B20 "London Driver Training Bus" (EFE)..... £28.50



18013EFE Daimler MCW Fleetline "Birmingham City Transport" (EFE) NEW..... £26.50



29012EFE GM standard Fleetline "Grey Green" (EFE) NEW..... £26.50



17510EFE Leyland National MK11 Long "Kelvin Cumbernauld" (EFE) NEW..... £26.50
14902 Leyland National Mk11 Short - "Ribble NBC" (EFE)..... £26
76LR004 Leyland Royal Tiger "Maidstone & District" (Oxf)..... £12



76PAN001 Plaxton Panorama I Southdown (Oxf)..... £13
31708 RMC Routemaster Coach - Green Line (EFE)..... £26



76IRZ003 Scania Irizar PB Ulsterbus (Oxf) NEW..... £17
N6201 Scania Metropolitan d/deck bus "Leicester City" (Bri) (list £33)..... BARGAIN £6
N6401 Scania Metropolitan d/deck bus "West Yorkshire PTE" (Bri) (list £31)..... BARGAIN £8
36709 SLF Dart Series 2 One Door - "First Southampton" (EFE)..... £26



28823EFE Titan London Transport Golden Jubilee Bus (EFE)..... £29



76WFL001 Weymann Fanfare Leyland Southdown (Oxf)..... £12
OM46501B Wright Eclipse Gemini 2 "Metro Line, 52 Victoria" NEW TOOLING (Cor)..... £32
OM46501A Wright Eclipse Gemini 2 "Metro Line, 52 Willemsen Bus Garage" NEW TOOLING (Cor)..... £32
OM46505B Wright Eclipse Gemini2, Go Ahead Northern Angel of the North, 21 Durham (Cor)..... £32



OM46505A Wright Eclipse Gemini2, Go Ahead Northern Angel of the North, 21 Newcastle (Cor)..... £32
OM41228B Wright Gemini, Finglands, 41 Piccadilly & University dual destination (Cor)..... £28

Cars



76FTYP004 Jaguar F Type Stratus Grey (Oxf) NEW..... £4.75



76XJ003 Jaguar XJ Saloon Carnelian Red (Oxf) NEW..... £4.75



76JH007 Jensen Interceptor Old English White/Tan (Oxf) NEW..... £4.75



76FB005 Vauxhall FB Victor Alaska White/Primrose (Oxf) NEW..... £4.75

Commercial vehicles

L14 2 forklift trucks - 1 red, 1 yellow (Bas)..... £7



DA81 AEC Mercury artic flatbed long packing cases load "British Railways" (circa 1955-1965) (Bas)..... £11
76ATK002 Atkinson Borderer 40ft Fridge Trailer Gibbs of Fraserburgh (Oxf) £14



76OWB010 Bedford OWB Bristol Tramways (Oxf) NEW..... £13



UK P&P £4 PER ORDER

£2 per single diecast item

£7 guaranteed Next Day delivery

(Orders before 2pm)

NEW

76QLD003 Bedford QLD Bertam Mills (Oxf) **NEW** £11
 76BMC003 BMC Car Transporter & Two Minis BMC Competitions Dept (Oxf) £16
 D-90 Bristol 8w Flatbed - "Somerset Wire Company" (BRS) (Bas) £3
 (list £6.99) **BARGAIN** £3
 D-88 Bristol 8w Artic Flatbed - "PHILBLACK" (BRS) (Bas) £3
 (list £6.99) **BARGAIN** £3
 CR2003- Car Set 2 Morris Minor, Ford Anglia & Vauxhall Viva (alternate colours to CR1003). Non limited (Cor) (list £9.99) **BARGAIN** £6
 CR3003- Car Set 3 Ford Anglia 105E, Morris Minor 1000 & Vauxhall Viva 1H. Non limited (Cor) (list £9.99) **BARGAIN** £6
 DA76 Commer Bulk Tipper 'National Coal Board' (circa 1954-1964) - model does not actually tip (Bas) £7.99
 DA03 D-Series flatbed kerstone load 'Marshalls' (Bas) (list £9.99) **BARGAIN** £4
 76LV001 ERF LV Flatbed in red (Oxf) £13



76FCR001 Fowler B6 Crane Marstons Duke of York (Dorset) (Oxf) £13
 76FW003 Fowler B6 Locomotive WW1 France (Oxf) £12
 76FW002 Fowler B6 Road Locomotive Pickfords Titan (Oxf) £13
 DA83 Karrier Bantam Artic Dropside 'British Railways' (circa 1953-1963) (Bas) £9.99
 76KRS003 Konecranes 'Eddie Stobart'. Fully possible (Oxf) £20
 76KRS001 Konecranes Reach Stacker (for freight containers) in Konecranes blue. Fully possible (Oxf) £17

NEW

76LAN2012 Land Rover Series II Station Wagon Hong Kong Police (Oxf) **NEW** £4.95
 D-23 Leyland Beaver Flatbed 'British Railways' Yellow (Bas) (list £5) **BARGAIN** £3
 DA85 Leyland F8 Integral Van 'Fire Brigade Decontamination Unit' (circa 1963-1978) (Bas) £7.99
 76S110002 Scania 110 Flatbed Trailer 'BRS' (Oxf) £13
 76S94001 Scania 94 6 Wheel Curtainside TNT (Oxf) £12
 76SCL001 Scania Crane Lorry 'D R Macleod' (Oxf) £13



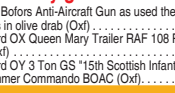
76SHL01CT Scania Highline CombiTrailer & Container 'Eddie Stobart' (Oxf) £20
 76IRZ004 Scania Irizar PB 'Eddie Stobart' (Oxf) £16

NEW

76IRZ002 Scania Irizar PB 'Wilfreda Beehive' (Oxf) **NEW** £17
 76TCAB005CC Scania T Cab Coca Cola Polar Bears (Oxf) £18
 76DBU001 Scania Topline Drawbar Unit 'Eddie Stobart' (Oxf) £22

NEW

76STR001 Showmans Trailer Bertram Mills (Oxf) **NEW** £9.95
 76VLD01WF Volvo FH Walking Floor 'Alex Anderson' (Oxf) £18



Military ground vehicles
 76BF002 40mm Bofors Anti-Aircraft Gun as used by the British Army/Navy 1937 - late 1980s in olive drab (Oxf) £4.95
 76BD011 Bedford OX Queen Mary Trailer RAF 108 Repair Salvage Unit Tunisia 1943 (Oxf) £12
 76BD004 Bedford OY 3 Ton GS '15th Scottish Infantry' (Oxf) £9
 76COM002 Commer Commando BOAC (Oxf) £13

NEW

76SP007 Scammell Pioneer 1st Armoured Division (Oxf) **NEW** £11



Public Service vehicles
Tools
 76MA003 Mercedes Explosives Ordnance Disposal Metropolitan Police (Oxf) **NEW** £7.95
 BS-HO-01 HO/OO Scale Ballast Spreader (Pro) £11

N Gauge

Steam locos



ND095a Britannia Pacific 4-6-2 70000 "Britannia" in BR Green late crest and original smoke deflectors (Dap) £107
 372-626 Class 2MT Ivatt 2-6-0 46440 BR lined black early emblem (Gra) £93.46



372-625 Class 2MT Ivatt 2-6-0 46521 in BR lined green late crest (Gra) £93.46
 372-627 Class 2MT Ivatt 2-6-0 46404 in LMS black (Gra) £93.46
 2S-015-002 Class 2MT Ivatt 2-6-2 in BR black early emblem (Dap) £53



2S-015-003 Class 2MT Ivatt 2-6-2 in BR black late crest (Dap) £53
 2S-015-001 Class 2MT Ivatt 2-6-2 in LMS black (Dap) £53



2S-009-005 Class 3800 2-8-0 3819 in GWR green GWR lettering (Dap) £105



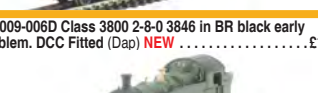
NEW
 2S-009-005D Class 3800 2-8-0 3819 in GWR green GWR lettering. DCC Fitted (Dap) **NEW** £123
 2S-009-007 Class 3800 2-8-0 3822 in BR black late crest (Dap) £105



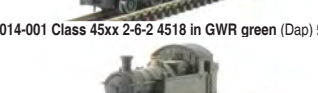
NEW
 2S-009-007D Class 3800 2-8-0 3822 in BR black late crest. DCC Fitted (Dap) **NEW** £123
 2S-009-006 Class 3800 2-8-0 3846 in BR black early emblem (Dap) £105



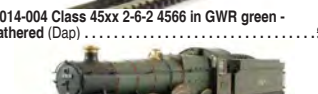
NEW
 2S-009-006D Class 3800 2-8-0 3846 in BR black early emblem. DCC Fitted (Dap) **NEW** £123



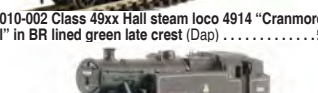
2S-014-001 Class 45xx 2-6-2 4518 in GWR green (Dap) £53



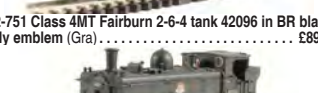
2S-014-004 Class 45xx 2-6-2 4566 in GWR green - weathered (Dap) £57



2S-010-002 Class 49xx Hall steam loco 4914 "Cranmore Hall" in BR lined green late crest (Dap) £95



372-751 Class 4MT Fairburn 2-6-4 tank 42096 in BR black early emblem (Gra) £89.21



2S-007-007 Class 57xx Pannier #4607 in BR black early crest (Dap) £61
 2S-007-008 Class 57xx Pannier #5724 GWR Green GWR Lettering (Dap) £61
 2S-007-008 Class 57xx Pannier #5764 GWR green 'Great Western' lettering (Dap) £61



2S-007-011D Class 57xx Pannier 0-6-0 6746 in GWR green shirtbution emblem - DCC fitted (Dap) £88
 2S-007-013 Class 57xx Pannier 0-6-0 9744 in British Railways green (Dap) £61



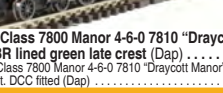
372-481 Class 6P Jubilee 4-6-0 45572 'Eire' in BR lined green late crest - weathered (Gra) £118.96



372-480 Class 6P Jubilee 4-6-0 5664 'Nelson' in LMS Crimson (Gra) £110.46
 2S-001-001 Class 7800 Manor 4-6-0 7801 'Anthony Manor' in GWR green shirtbution emblem (Dap) £100



2S-001-000 Class 7800 Manor 4-6-0 7810 'Draycott Manor' in BR lined green late crest. DCC fitted (Dap) £100
 2S-001-000D Class 7800 Manor 4-6-0 7810 'Draycott Manor' in BR lined green late crest. DCC fitted (Dap) £119



NEW
 2S-017-004 Class 7MT Britannia 4-6-2 70021 'Morning Star' in BR green late crest (Dap) **NEW** £101
 2S-017-005 Class 7MT Britannia 4-6-2 70025 'Western Star' in BR green late crest - weathered (Dap) **NEW** £107
 372-181 Class 8P Duchess 4-6-2 46229 'Duchess of Hamilton' BR green early emblem (Gra) £127.46



2S-017-004 Class 7MT Britannia 4-6-2 70021 'Morning Star' in BR green late crest (Dap) **NEW** £101
 2S-017-005 Class 7MT Britannia 4-6-2 70025 'Western Star' in BR green late crest - weathered (Dap) **NEW** £107
 372-181 Class 8P Duchess 4-6-2 46229 'Duchess of Hamilton' BR green early emblem (Gra) £127.46



372-182 Class 8P Duchess 4-6-2 46235 'City of Birmingham' BR green late crest (Gra) £127.46



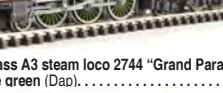
2S-013-004 Class 9F 2-10-0 92052 in BR black early emblem & BRIC tender (Dap) £87



372-802 Class A1 4-6-2 60147 'North Eastern' in BR green early emblem (Gra) (list £144.40) **BARGAIN** £111
 372-800A Class A1 4-6-2 60163 'Tornado' BR lined Brunswick green (Gra) £133.75



ND129G Class A3 steam loco 2744 'Grand Parade' in LNER apple green (Dap) £99



2S-008-003 Class A4 steam loco 60004 'William Whitelaw' in British Railways Garter blue (Dap) £105
 2S-008-001 Class A4 steam loco 60012 'Commonwealth of Australia' in BR green early crest (Dap) £105



372-402 Class J39 0-6-0 64791 in BR black late crest & stepped tender (Gra) £80.71
 372-403 Class J39 0-6-0 64841 in BR black late crest & stepped tender - weathered (Gra) £84.96



ND079f Class B17 4-6-0 2863 'Everton' LNER Apple green (Dap) £93

**NEW**

2S-016-003 Class M7 0-4-4 in BR black late crest (Dap) **NEW** £53
 372-185 Princess Coronation Class 4-6-2 46236 'City of Bradford' in BR black early emblem (Gra) £127.46



372-727* Standard Class 5MT 4-6-0 73082 'Camelot' in BR lined black early emblem & BR1B tender (Gra) (list £124.95) **BARGAIN** £84



Train packs
 2D-012-007 Class 22 diesel loco BR blue & 6 milk tankers - weathered (Dap) £142



2D-010-003 Class 67 diesel loco in Arriva Trains Wales blue 2x Mk3 coaches and Mk3 DVT to match (Dap) £131



Diesel locos
 371-032 Class 20 diesel 20063 BR blue indicator discs - weathered (Gra) £93.46
 2D-012-000* Class 22 diesel loco 6326 in BR blue full yellow ends (Dap) (list £136.89) **BARGAIN** £99



NEW
 2D-012-010 Class 22 diesel loco D6311 in BR green no yellow panels & disc headcodes (Dap) **NEW** £106
 2D-012-008 Class 22 diesel loco D6311 in BR green small yellow panels & disc headcodes (Dap) **NEW** £106



2D-012-001* Class 22 diesel loco D6318 in BR blue full yellow ends (Dap) (list £136.89) **BARGAIN** £99
 2D-012-001D Class 22 diesel loco D6318 BR blue full yellow ends. DCC fitted (Dap) £130
 2D-012-011 Class 22 diesel loco D6327 in BR green amended yellow panels & disc headcodes (Dap) **NEW** £106



NEW
 2D-012-012 Class 22 diesel loco D6330 in BR blue (TOPs font numbering) - weathered (Dap) **NEW** £106



371-086 Class 25/1 diesel D5222 in BR green, weathered (Gra) £93.46
 371-088 Class 25/2 diesel 29231 in BR blue, weathered (Gra) £93.46
 ND205DD Class 27 diesel 27032 BR blue plated gangway doors. DCC fitted (Dap) £103



2D-018-001 Class 35 Hymek D7061 in BR blue full yellow ends (Dap) £79
 2D-018-001D Class 35 Hymek D7061 BR blue full yellow ends. DCC Fitted (Dap) £99
 371-166 Class 37/4 diesel 37406 'The Saltire Society' in Railfreight Distribution (Gra) £89.21



371-165 Class 37/4 diesel 37407 'Loch Long' in BR blue large logo (Gra) £89.21



371-168 Class 37/5 diesel 37506 Railfreight Red Stripe (Gra) £89.21



2D-003-002 Class 52 diesel loco D1038 'Western Sovereign' in BR green small yellow panel (Dap) £91
 2D-003-009D Class 52 diesel loco D1045 'Western Viscount' in BR maroon full yellow ends - weathered. DCC Fitted (Dap) £110
 2D-003-006 Class 52 diesel loco D1065 'Western Consort' in BR maroon small yellow panels (Dap) £94
 371-286 Class 55 diesel 'Delic' D9002 'The King's Own Yorkshire Light Infantry' in BR green half yellow ends (Gra) £93.46
 371-285 Class 55 diesel 'Delic' D9007 'Pinza' in BR green (Gra) £93.46
 2D-004-007 Class 56 diesel 56030 BR blue large logo (Doncaster built) (Dap) £101



2D-003-002 Class 52 diesel loco D1038 'Western Sovereign' in BR green small yellow panel (Dap) £91
 2D-003-009D Class 52 diesel loco D1045 'Western Viscount' in BR maroon full yellow ends - weathered. DCC Fitted (Dap) £110
 2D-003-006 Class 52 diesel loco D1065 'Western Consort' in BR maroon small yellow panels (Dap) £94
 371-286 Class 55 diesel 'Delic' D9002 'The King's Own Yorkshire Light Infantry' in BR green half yellow ends (Gra) £93.46
 371-285 Class 55 diesel 'Delic' D9007 'Pinza' in BR green (Gra) £93.46
 2D-004-007 Class 56 diesel 56030 BR blue large logo (Doncaster built) (Dap) £101



Want it DCC fitted?

www.ehattons.com/dccfitting

for more details



371-657 Class 57 diesel 57309 'Pride of Crewe' in DRS Compass (Gra)£93.46
 371-656 Class 57 diesel 57312 in Network Rail yellow (Gra)£93.46

371-355 Class 60 diesel 60011 in DB Schenker (Gra) £93.46
 371-384 Class 66 diesel 66209 in EWS - weathered (Gra)£99.41
 371-385 Class 66 diesel 66546 in Freightliner (Gra)£89.21

2D-007-003 Class 66 diesel loco 66177 in EWS Experimental white roof (Dap) NEW£78
 2D-007-004 Class 66 diesel loco 66612 unbranded Freightliner green (Dap) NEW£78
 ND101F Class 67 diesel 67024 EWS (Dap)£84

Electric locos

ND147 Class 86 Twin pack Network Rail 86901 & 86902 (1x powered loco 1x dummy loco) (Dap) (list £124.95)BARGAIN . . .£69

HSTs

ND122G Class 43 HST Book Set in Cross Country Trains (Dap)£134
 ND122L Class 43 HST Book Set in East Midlands Trains (Dap) . . .£134
 ND122e Class 43 HST Book Set in Grand Central Livery (new version one dummy power car) (Dap)£140
 ND122J Class 43 HST Book Set in Virgin Trains 43094 & 43104 (Dap) .£135

DMUs

371-503 Class 101 2-car DMU BR blue & grey 'Express Parcels' (motor in each car) (Gra) (list £119.95)BARGAIN . . .£98
 371-510 Class 101 3 car DMU in BR blue (Gra)£118.96
 ND209B Class 122 Gloucester RCW 'Bubblecar' single car DMU 55000 (122100) in Regional Railways (Dap)£95
 ND112B Class 156 2 car DMU 156416 Regional Railways (Dap) . . .£94

371-740 Class 251 Blue Pullman 6 car Midland set in Nanking blue (Gra)£229.46
 371-741^ Class 251 Blue Pullman 6 car Midland set in Nanking blue full yellow ends. (Gra) (list £269.95)BARGAIN . . .£171

EMUs

371-700^ Class 350/1 Desiro 4-car EMU 350 111 'Apollo' unbranded Silverlink (Gra)£122

372-677 Class 411 4 CEP 4 car EMU in BR blue & grey (Gra)£137.02

Train sets - analogue

370-180 Seaside Excursion Class 4F 44044 in BR black late crest and BR Mk1 BCK & SO coaches in maroon (Gra) . . .£110.46

370-140 The Steel Worker Class 08 D3406 in BR green & 3 x 24-Ton ore hopper wagons (Gra)£93.46

Train sets - DCC

370-070 Cornish Riviera Class 42 D829 in BR green and BR Mk1 BCK & SO coaches in chocolate & cream (Gra) £157.21

370-080 Countryside Coal Digital Set Class 3F Jinty No.23 in SDJR blue, Midland brake van, 7-plank wagon & 5-plank wagon (Gra)£140.21

Coaches

2P-012-002 Maunsell Coach 1st Class Lined Green (Dap) NEW£20

2P-012-001 Maunsell Coach 1st Class Lined Green (Dap) NEW£20

2P-012-101 Maunsell Coach 3rd Class Lined Green (Dap) NEW£20
 2P-012-100 Maunsell Coach 3rd Class Lined Green (Dap) NEW . .£20
 2P-012-051 Maunsell Coach Brake 3rd Class Lined Green (Dap) NEW .£20
 2P-012-052 Maunsell Coach Brake 3rd Class Lined Green (Dap) NEW .£20

2P-012-201 Maunsell Coach Brake Van Lined Green (Dap) NEW . . .£13
 2P-012-200 Maunsell Coach Brake Van Lined Green (Dap) NEW .£13
 2P-012-151 Maunsell Coach Composite Lined Green (Dap) NEW .£20
 2P-012-152 Maunsell Coach Composite Lined Green (Dap) NEW .£20

2P-012-251 Maunsell Coach Set 469 Maunsell Lined Green (Dap) NEW£72
 374-160 Mk1 FK first corridor in crimson & cream (Gra)£20.83
 374-060C Mk1 SK Second Corridor Crimson & Cream (Gra) . .£20.83
 374-010C Mk1 SO Second Open Crimson & Cream (Gra) . .£20.83
 CM002 Mk3 book set 4 coaches in blue/grey buffers (Dap) . .£71
 2D-017-002 MkIII DVT in InterCity (Dap) NEW£36

2D-017-001 MkIII DVT in Network Rail (Dap) NEW . . .£36
 374-835B Stanier Third Corridor LMS Crimson Lake (Gra) . .£20.83

Wagons

377-986- 12 Ton Eastern Ventilated Fruit Van BR Bauxite (Late) (Gra) (list £11.95)BARGAIN . . .£5.50
 377-952- 13 Ton High Sided Steel Open Wagon (Smooth Sides) BR Bauxite (Early) (Gra) (list £8.50)BARGAIN . . .£5
 373-901C 46 Tonne o/w HAA Hopper EWS - weathered (Gra) . .£11.01

374-787 BR 4 Wheel CCT Van BR Blue (Gra)£16.96
 373-237 Bulk grain bogie hopper wagon 'Traffic Services Limited' (Gra) .£33.96
 373-235 Bulk grain bogie hopper wagon 'Traffic Services' - weathered (Gra)£36.51

NR-P412 Colman's Mustard Works No. 18, 7-plank coal wagon (Pec) NEW£8
 377-786 Covered Hopper Wagon 'Soda Ash' Light Grey (Gra) . .£15.26

2F-045-001 IOA 'Merlin' # 705992 002-3 Network Rail Ballast Wagon (Dap) NEW£18
 2F-045-002 IOA 'Merlin' # 705992 014-8 Network Rail Ballast Wagon (Dap) NEW£18
 2F-045-003 IOA 'Merlin' # 705992 021-3 Network Rail Ballast Wagon (Dap) NEW£18
 2F-045-004 IOA 'Merlin' # 705992 026-2 Network Rail Ballast Wagon (Dap) NEW£18

377-701 JJA Mk2 Auto-Ballaster Non-Generator Unit (Flat Top Profile) Railtrack (Gra)£33.96

2F-010-004 JNA 'Falcon' wagon in Network Rail yellow (Dap) NEW . .£17
 2F-010-001 JNA 'Falcon' wagon in Network Rail yellow (Dap) NEW .£17
 2F-010-002 JNA 'Falcon' wagon in Network Rail yellow (Dap) NEW .£17
 377-965 Triple pack 13 Ton high sided steel open wagons BR bauxite - weathered (Gra)£28.01

377-935^ Triple pack PCA metalair bulk powder wagon grey - weathered (Gra) (list £36.95) . . .BARGAIN . . .£20
 373-785 Triple pack TTA 45 Tonne tank wagon - weathered (Gra) .£30.56

DCC decoders

DCC23 6-pin 2-function 1A (2A peak) decoder (suitable for N gauge) (Gau)£24

36-558A 6-pin 2-function decoder (suitable for OO & N gauge locos and use on analogue track) (Bac) . . .£15.26

Lighting equipment

NC040a Light Bar coach lighting unit for modern coaches/multiple units (Class 156/MkIII 'Plug&Play') (Dap)£8
 NC040b Light Bar coach lighting unit for older coaches (Collett coaches 'Plug&Play') (Dap)£8

Spares

2A-000-006 Coupling magnets (ex-NSPARE7A) 1 pair (Dap) . . .£5
 SL-311 Insulated Rail Joiners/Fishplates for N & 009 gauge (12 per pack) (Pec)£1.50
 2A-000-011 Magnetic couplings - short arm - 5 pairs (Dap) . .£18
 2A-000-008 Magnetic NEM couplers - medium arm (ex-NSPARE8) - 5 pairs (Dap)£17

SL-310 Rail Joiners/Fishplates for N & 009 gauge (24 per pack) (Pec)£1.50

Wheel sets

379-412 Axles coach wheels - Pack of 10 (Gra)£5.74

Buildings - railways

42-116 Great Central Waiting room (86 x 28 x 30mm) (Gra) . .£23.38

Signals

2L-001-001 Signal - Motorised, GWR home lower quadrant (ex-NSIGN1) (Dap)£22

Buildings - general

N3-LB5 Platelayers Hut/Sleeper Built (RTP) (Anc) NEW . .£5.50
 PN103 Red Brick Terraced Houses (Met)£6.50

Bridges, Tunnels & Walls

42-121 Great Central Single Track Blue Brick Bridge (120 x 84 x 56mm) (Gra)£21.21
 PN144 Retaining Wall (Stone) (Met)£8

Track - Code 80 Setrack

ST-19 N Setrack No. 4 radius double curve (Pec)£2
 ST-1 Standard straight track (Pec)£1

ST-300 Starter Track Set (Pec)£42
 379-450 Straight Track 174mm (Gra)£1
 379-450 Pack of 12 (Gra)£10

Track - Code 80 Streamline

SL-302 1 yard (91.5cm) length of Concrete Sleeper Nickel Silver Flexible track (Pec)£2.70
 SL-302 Pack of 25 (Pec)£53
 SL-300 1 yard (91.5cm) length of Wooden-Sleeper Nickel Silver Flexible track (Pec)£2.60
 SL-300 Pack of 25 (Pec)£52

SL-396 Left hand medium point insulfrog (Pec)£8
 SL-E395 Right hand medium point electrofrog (Pec)£8

Track - Code 55 Finescale Streamline

SL-300F Pack of 30 1 yard (91.5cm) length of Finescale Nickel Silver flexible track (Pec)£68
 SL-300F Single (Pec)£2.90
 SL-302F 1 Yard of Nickel Silver Flexible Track Concrete Sleepers (Pec) .£3
 SL-302F Pack of 30 (Pec)£78

SL-E399F 3-way finescale turnout (Pec)£26
 SL-E386F Finescale curved double radius right hand point electrofrog (Pec) .£9.50

SL-E390F Finescale double slip electrofrog (Pec) . . .£31
 SL-390F Finescale double slip insulfrog (finescale only) (Pec) . .£31
 SL-E396F Finescale left hand medium point electrofrog (Pec) . .£8.50

SL-E383F Finescale scissors crossover electrofrog (Pec) £52
 SL-E393F Finescale short crossing electrofrog (Pec) . . .£8
 SL-E380F Finescale single slip electrofrog (Pec) . . .£30
 SL-E397F Finescale Y Point. Electrofrog (Pec) . . .£10

Track & Points

379-460 Left Hand Standard Point (Gra)£7
 379-461 Right Hand Standard Point (Gra)£7

Track underlay

SL-350 Roll of Underlay (5 Metres) (Pec)£5

Commercial vehicles

NOWB004 Bedford OWB Southern National (Oxf) NEW . .£5.95
 N040 Foden DG & Drawbar Low Loader 'British Railways' (Circa 1949 - 1957) (Bas)£7.99

NMN005 Mini Lime Green (Oxf) NEW£3.95

NBE002 Bedford J1 Lomas Birmingham Ambulance (Oxf) . .£4.75

009 Narrow Gauge

Buildings - railways

44-0016 Narrow gauge station (Bac)£50.96t

O Gauge (1:43 Scale)

Diesel locos

4050 Class 40 1Co-Co1 in BR green small yellow panels (Hel)£500

Coaches

4952 Mk1 BG full brake in BR blue and grey (Hel)£250

Looking for past products?

www.ehattons.com/latestpreowned

Wagons

1050 100xx OAA in BR bauxite - early (Hel) **NEW** £63**NEW**1051 100xx OAA in BR bauxite - late (Hel) **NEW** £63**NEW**1054 100xx ZDA (ex-OAA) in Civil Engineers Dutch grey and yellow (Hel) **NEW** £63

1040 200xx VAA sliding door van in BR bauxite - early (Hel) £63

1041 200xx VAA sliding door van in BR bauxite - late (Hel) £63

NEW1043 200xx VAA sliding door van in EWS (Hel) **NEW** £63**NEW**1001 33xx class B tank in Esso black (Hel) **NEW** £631007 33xx class B tank in Esso black without full branding (Hel) **NEW** £631003 33xx class B tank in Regent black (Hel) **NEW** £63**NEW**1006 33xx class B tank in United Molasses (Hel) **NEW** £63

7F-031-001 6-wheel milk tanker in 'Express Dairies' (Dap) £62

Track - Code 124 Bullhead Streamline



SL-700BH Box of 12 1 Yard O Gauge Flexible Nickel Silver Track (Bullhead Nickel Silver Rail) (Pec) £60

SL-700BH Single (Pec) £6

SL-E790BH Double slip (8 degree angle). Electrofrog (Pec) £75



SL-E792BH Left hand point bullhead rail and electrofrog (Pec) £38

SL-E791BH Right hand point bullhead rail and electrofrog (Pec) £38

Cars

NEW43APH003 Austin Princess Hearse Black and Silver (Oxf) **NEW** £19

43ASV002 Austin Seven RN Van AA (Oxf) £13

43ASV001 Austin Seven RN Van in Primrose (Oxf) £12

43HT001 Healey Tickford in maroon Monte Carlo 1953 (Oxf) £18

NEWVA13106B Opel Vectra (A) Turbo Diamant Schwarz (Deutschland) (Cor) **NEW** £19

VA14000 Vauxhall Carlton Mk2 2.0 CDi, Smoke Grey - NEW TOOL (Cor) £19

Public Service vehicles

VA14001 Vauxhall Carlton Mk2 2.6L, South Wales Police Force (Cor) £21

G Scale

Steam locos

91404 Emily Steam loco (with moving eyes) (Thomas the Tank range) (Bac) £205

Train sets - analogue

90068 Thomas Annie & Clarabel train set (loco moving eyes) Thomas the Tank range (Bac) £199

Analogue controllers

10LGB Single Track Cased Controller for G Scale (Gau) £79

Track & Points

10000 Straight Track 300mm (LGB) £6

10600 Straight Track 600mm long (LGB) £11

Any or Multiple Scales

Analogue controllers

TS 3 Track power controller (1 brake simulator) (Gau) £140



COMBI Combi 12V 1Amp Single Track Controller Transformer (Gau) £30



D Double/Twin track power controller (Gau) £69



Q Quadruple 4 circuit power controller (Gau) £130

W Walkabout circuit controller (Gau) £29



Analogue power supplies

M1 Transformer Output 2 x 16V AC 1A (Gau) £37

Analogue point control

CDU Capacitor Discharge Unit (Gau) £11



DCC decoders

10311-02 2-function 2-sided 0.5/0.8A Silver mini decoder NEM651 plug (Len) £29

10310-02 2-function 2-sided 0.5/0.8A Silver mini wired decoder (Len) £29

10321-01 21-pin 4-function 1-sided 1.1A Silver decoder (Len) £25

DCR-8PIN-2SAX 8-pin (harness) 2-function 1.1Amp small & thin decoder back EMF (Hat) £11

DCR-8PIN-2SAX Box of 5 (Hat) £50

DCR-8PIN-2SAX Box of 10 (Hat) £99

10311-02 2-function 2-sided 0.5/0.8A Silver mini decoder NEM651 plug (Len) £29

10310-02 2-function 2-sided 0.5/0.8A Silver mini wired decoder (Len) £29

10321-01 21-pin 4-function 1-sided 1.1A Silver decoder (Len) £25

DCR-8PIN-2SAX 8-pin (harness) 2-function 1.1Amp small & thin decoder back EMF (Hat) £11

DCR-8PIN-2SAX Box of 5 (Hat) £50

DCR-8PIN-2SAX Box of 10 (Hat) £99

DCR-8PIN-Harness 8-pin (harness) 4-function 1.1Amp decoder back EMF (Hat) £10

DCR-8PIN-Harness Box of 5 (Hat) £48

DCR-8PIN-Harness Box of 10 (Hat) £94

36-552 8-pin 2-function 1A decoder (ideal for smaller OO and a small number of N gauge locos) (Bac) £13.60

36-553 8-pin 3-function 0.75A decoder back EMF (Bac) £15.50

10231-01 8-pin 3-function 1-sided 1/1.1A decoder (Outputs A, B & C) (Len) £18

10331-01 8-pin 4-function 1-sided 1.1A Silver decoder (Len) £24

DCC accessory decoders

DCC-ADS2FX COBALT Solenoid Accessory Decoder (2 Output) (DCC) £17

DCC controllers

50200 ECoS Command Station DCC controller full colour LCD touch screen & dual controllers motorised dials & easy CV (ESU) £509

524-042 NCE Power Cab controller 12V 1.5A (NCE) £136

DCC02 Prodigy "Advance 2" starter DCC controller package (Gau) £215

DCC01 Prodigy Express Package. Can be extended the DCC13 Walkaround or DCC51 Wireless (Gau) £124

60090 Starter Set 90 LH90 knob controller (Len) £246

DCC accessories

11150 L11150 (LS150) Switch Module 6 AC Outputs (Len) £41

23151 USB DCC computer interface and ethernet gateway software (Len) £124

PL-9 5 Mounting Plates for use PL-10E (Pec) £2.25

DCC-CB8IP COBALT ip Slow Action Analogue Point Motor (6 Pack) (DCC) £82

DCC-CB1IP COBALT ip Slow Action Analogue Point Motor (Single) (DCC) £14

DCC-CB1 Cobalt slow-action analogue point motor x 1 (DCC) £15

DCC-CB1D Cobalt slow-action digital DCC point motor x 1 (DCC) £21

Point motors

DCC-CB12D Cobalt slow-action digital DCC point motor x 12 (DCC) £180

PL-10WE High performance turnout point motor extended pin (Pec) £6

PL-10 Bag of 6 Point Motor (Switch Machine) (Pec) £26

PL-10 Single (Pec) £4.50

PM-2 Seep point motor (Gau) £3.50

PM-4 Seep point Motor Self Latching Switch (Gau) £5

PM-1 Seep point motor accessory switch (Gau) £4

PL-11 Side mounted point motor (Pec) £7

PL-50 Turnout switch module (makes wiring points easy) (Pec) £14

Switches & Levers

DCC-CBS12 Cobalt S - Lever all accessories - unpainted x 12 (DCC) £165

DCC-CBS6 Cobalt S - Lever all accessories - unpainted x 6 (DCC) £90

HF-2 Electronic twin track cleaner (Gau) £37

TLU Tension lock uncoupler (Gau) £9

Accessories

SL-14 Track Fixing Pins (Pec) £1.25

Cables & Wires

PL-34 Pre-wired Wiring Loom for use PL-10 and PL-10E motors (Pec) £3.50

Track underlay

GM130 Cork sheet - 1/16 thickness 3' x 2' (600 x 900mm) approx (Gau) £5.50

JCS18L Cork Sheet - 1/8" Thick - 24" x 36" (Jav) £8

Paint accessories

AB602 Complete Airbrush Starter Set (Exp) £109.95

Glues

AD-57 Rocket Card Glue. Clean, Neat & Instant Card Modelling Glue (Ideal For Superquick & Metacalfe) - 50ml (Del) £5.20

Cutting mats



DCC03 Prodigy "Advance 2" Wireless starter DCC controller package (Gau) £369

DCC14 Prodigy Advance 2 Backlit Walkaround controller (Gau) £99

DCC01 Prodigy Express Package. Can be extended the DCC13 Walkaround or DCC51 Wireless (Gau) £124

60090 Starter Set 90 LH90 knob controller (Len) £246

DCC accessories

11150 L11150 (LS150) Switch Module 6 AC Outputs (Len) £41

23151 USB DCC computer interface and ethernet gateway software (Len) £124

PL-9 5 Mounting Plates for use PL-10E (Pec) £2.25

DCC-CB8IP COBALT ip Slow Action Analogue Point Motor (6 Pack) (DCC) £82

DCC-CB1IP COBALT ip Slow Action Analogue Point Motor (Single) (DCC) £14

DCC-CB1 Cobalt slow-action analogue point motor x 1 (DCC) £15

DCC-CB1D Cobalt slow-action digital DCC point motor x 1 (DCC) £21

Point motors

DCC-CB12D Cobalt slow-action digital DCC point motor x 12 (DCC) £180

PL-10WE High performance turnout point motor extended pin (Pec) £6

PL-10 Bag of 6 Point Motor (Switch Machine) (Pec) £26

PL-10 Single (Pec) £4.50

PM-2 Seep point motor (Gau) £3.50

PM-4 Seep point Motor Self Latching Switch (Gau) £5

PM-1 Seep point motor accessory switch (Gau) £4

PL-11 Side mounted point motor (Pec) £7

PL-50 Turnout switch module (makes wiring points easy) (Pec) £14

Switches & Levers

DCC-CBS12 Cobalt S - Lever all accessories - unpainted x 12 (DCC) £165

DCC-CBS6 Cobalt S - Lever all accessories - unpainted x 6 (DCC) £90

HF-2 Electronic twin track cleaner (Gau) £37

TLU Tension lock uncoupler (Gau) £9

Accessories

SL-14 Track Fixing Pins (Pec) £1.25

Cables & Wires

PL-34 Pre-wired Wiring Loom for use PL-10 and PL-10E motors (Pec) £3.50

Track underlay

GM130 Cork sheet - 1/16 thickness 3' x 2' (600 x 900mm) approx (Gau) £5.50

JCS18L Cork Sheet - 1/8" Thick - 24" x 36" (Jav) £8

Paint accessories

AB602 Complete Airbrush Starter Set (Exp) £109.95

Glues

AD-57 Rocket Card Glue. Clean, Neat & Instant Card Modelling Glue (Ideal For Superquick & Metacalfe) - 50ml (Del) £5.20

Cutting mats

71250EXPO Rotating Cutting Mat 30 X 30CM Expo Card (Exp) **NEW** £11.95

Knives, Blades & Saws

73502 Single Packs Of 5 Stanley Blades (Exp) **NEW** £1.25

Tools

77510EXPO 3 in 1 Low Temp Soldering Station (Exp) **NEW** £65**NEW**70250EXPO FLexible Sanding Sheet (Exp) **NEW** £7.95

XU2175B Flexible track cutters (XURON) (Gau) £15

77520EXPO High Power Soldering Station (Exp) **NEW** £8774362EXPO Hot Wire Foam and Polystyrene Cutter (Exp) **NEW** £16.10

PL-71 Loco servicing kit - servicing cradle, infills, Powerlube, brush & scraper (Pec) £16

74325EXPO Professional Precision Oiler (Exp) **NEW** £7.95

DCM-RR6A Rolling Road - Active Set - 6 Way - For OO, N, HO, TT Gauge - See Description (ex DCP101) (DCC) £61

AB605 Super Detail Airbrush Deal (Exp) **NEW** £62.50

OVERSEAS CUSTOMERS

Countries outside the EU can deduct 1/6th VAT (tax) from prices then add postage. All overseas postage charged at cost. Please specify airmail or surface mail. Airmail cost generally similar to the VAT deduction. Only Airmail now available on heavy orders over 2kg unless order can be split. Card or Sterling Bankers Drafts best methods of payment on export orders. BFPO deduct 1/6th VAT, postage £5 (some BFPOs require supplement).

All items illustrated at our premier and secure website www.ehattons.com within minutes of arrival. Live stock information you can trust. Place your orders in confidence.

Mastercard, Delta or Visa Card orders welcome by phone, letter or fax (quote expiry date and CVV number - last 3 digits on reverse of card). We also accept Switch, Maestro & Solo (quote issue number, start date and expiry date).

Tel: 0151 733 3655**Fax: 0151 734 4040**

PLEASE ALWAYS QUOTE PRODUCT CODES WHEN ORDERING OR ENQUIRING ABOUT ITEMS. WE CAN THEN INSTANTLY CONFIRM AVAILABILITY, PRICES AND STOCK LEVELS

Fully PCI compliant and secure card systems mean your card details are safe with us. Cheques and Postal Orders welcome.

Please supply phone number in case of problems.

Items that have sold out are automatically removed from our website

PHONE OPENING HOURS

7am to 9pm - MON to THU

8am to 6pm - FRI & SAT

9am to 5pm - SUN

SHOP OPENING HOURS

8am to 6pm - MON to SAT

10am to 4pm - SUNDAY

We only put items in our advertisements after they have been delivered. Customers can be notified of new products by email as soon as they are delivered with no obligation to buy.

This service is additional to our existing weekly mailing list. To subscribe to our free mailing list enter your email address at www.ehattons.com/maillinglist



00
GAUGE

KIMBERLEY

Pete Abbott tells the story behind Ilkeston (Woodside) MRC's fine depiction of a long-lost East Midlands station towards the end of BR steam.



FACT FILE

- **Layout Name:** Kimberley
- **Scale/Gauge:** 4mm:1ft scale, 16.5mm gauge OO
- **Size:** 20' x 10'
- **Era:** Late-1950s/early-1960s
- **Location:** Nottinghamshire
- **Layout Type:** Continuous run
- **Power/Control:** 12V DC analogue
- **Words:** Pete Abbott
- **Photography:** Andy York

Traffic is held at the crossing as WD 2-8-0 No. 90279 heads west with oil tanks from Colwick Refinery. Ex-GCR A5 4-6-2T No. 69811 enters the station with a Nottingham Victoria-bound local.





Kimberley is a small town seven miles west of Nottingham; not as famous as its namesake in South Africa but once well-known locally for its brewery, now sadly closed. Another landmark in the middle of the town was two large factories belonging to the Wolsey company making hosiery and woollen garments. Both were demolished to make way for a supermarket and shopping precinct;

even the road outside has had a name change from Factory Lane to Green Lane.

At one time Kimberley boasted two railway stations, the Great Northern Railway opening the first in 1875 as part of its Derbyshire extension. The line from Nottingham continued through Ilkeston, Derby and Burton-on-Trent, eventually reaching Stafford. The other, short-lived, station was opened by the Midland Railway in 1882 and closed to passengers

in 1917, although freight continued until 1951. Ironically both station buildings survive today.

The Great Northern, always known as the Friargate line after its station in Derby, closed to passengers in 1964 and freight in 1968. Our model shows the line in BR days when traffic was still heavy. Just west of Kimberley at Giltbrook, a branch to Pinxton left the main line. This carried local passenger and colliery traffic and was closed in 1963. The Derby line carried local



Newdigate Road house gardens, complete with veg patches and pigeon lofts.

passenger, coal, petrol and ironstone trains - the latter for the giant Stanton ironworks near Ilkeston. There were also trainloads of beer from Burton and petrol and diesel from the refinery at Colwick in Nottingham, all with their corresponding return workings.

THE IDEA

This layout was first discussed in 2004 when our big exhibition layout 'Cedar Park' was becoming life

expired. The original plan was to build an 18' x 10' set of boards to allow the classic fiddleyard with two main lines operation.

Several sets of plans were drawn up and one member produced a model of the station building as inspiration to the others.


It was very much a stop/start process as other projects got in the way and membership changes kept causing delays. Time went by and in 2009 a



Kimberley's scratchbuilt station building.




Activity in the yard as a J6 0-6-0 shunts vans. The goods shed was built of wood and on the line's closure was simply set on fire by the demolition gang.



The goods yard is busy as a train of coal empties passes. Wooden bodied ex-private owner wagons were still in traffic at this time. Passing the other way is a parcels train which has just called at Kimberley.

We enjoy running long trains at scale speeds and that means avoiding high speed and sudden stops and starts.



MY FAVOURITE MODEL

My favourite locomotive is without a doubt the Stanier 'Black Five'. My own layout boasts three, inspired by memories of the real thing especially on my local Erewash Valley line. They could (and did) turn up on just about any job from deputising for a failed locomotive on 'The Thames-Clyde Express' to a humble pick-up goods job with half a dozen wagons in tow. A very versatile machine.

concerted effort was made to get the layout into a presentable state.

Some new members took on the wiring and the scenery was started in earnest. One problem with this was that at 20' by 8' it occupied almost all the clubroom space causing friction about working areas. A new member in 2010 produced some superb buildings and scenery for the model and was quickly nominated 'in charge' of the scenery.

During 2011 the layout was declared ready for testing and although it ran it was not ideal for exhibitions with quite a few problems electrically. The member who wired it up was taken ill and our scenery man had a look at the work declaring that it was grossly over-engineered. He offered to simplify it, which meant a total rewire, but this was completed in record time. At last we had a working layout it was always going to be DC reflecting the availability of suitable locomotives and stock in that mode.

'Kimberley's' debut was at our own show at Trowell in 2013 followed by Midland Railx in 2013. It was very well received at both, ran well and the repair/faults list was mercifully short. An invitation to Nottingham for 2014 was accepted with other exhibition managers showing an interest soon after.

BASICS

The layout is made from 3" x 1" timber frames with a 6mm plywood tops. It stands on purpose-built trestles and uses Peco Code 100 track and Tortoise point motors. It has Gaugemaster controllers and transformers and these give great smooth running.

The buildings are constructed from scratch and are actual prototypes in the town although some compression was necessary to fit the model in the space we had available.

The stock is a mixture of ready-to-run and kit-built items belonging to members. All are appropriate for the line and weathered with crews and lamps fitted as standard. All the brake vans carry tail lamps too as this is one of our pet subjects on other layouts we see on the exhibition circuit - beautiful layouts with driverless locomotives running without lamps!

Would we build it again? Probably not, as it has caused our club much heartbreak and backache. We have lost members because of it and been in lots of arguments. We have all learned plenty from it so perhaps it does have some merits. Maybe the lesson here is don't bite off more than you can chew.

Many of our members are now over 60 years old and the sheer weight and bulk of the large boards is a real headache. When moving the layout we have a 100 yard walk to get the boards to a van from the clubroom and this is just another problem on the list - especially if it's windy and raining.

'Kimberley' was always going to be a 'tailchaser'. We enjoy running long trains at scale speeds and that means avoiding high-speed running and sudden stops/starts. Scale people and crews would never survive the forces when a train goes from 100mph to 0 in about half its own length only to accelerate away again reaching the 'ton' before the end of the platform! **BRM**



The distinctive station footbridge was scratchbuilt.



B16 4-6-0 No. 61434 heads empty beer vans back to Burton. The locomotive has been 'borrowed' by Colwick shed for this turn after working in from York. The train includes some new 'Palvans' - a sign of modernisation in the movement of goods.

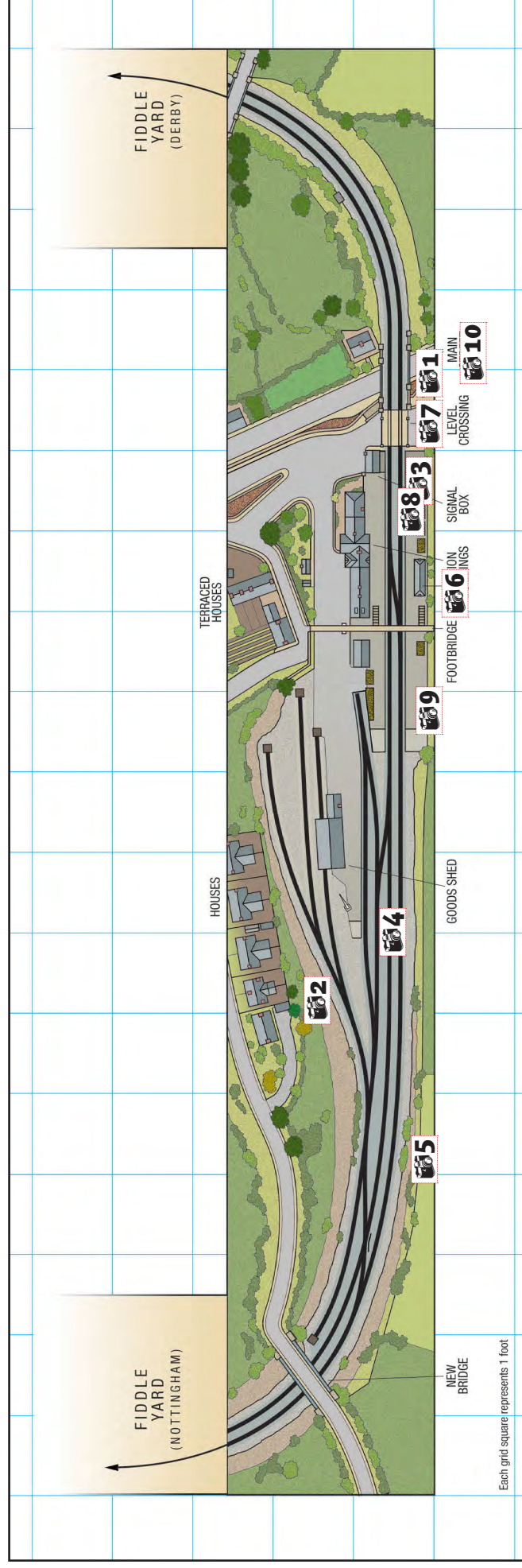


00
GAUGE

LAYOUT FOCUS

KIMBERLEY


Sanfordson



FACT FILE

Pete Abbott

Pete Abbott is the chairman of Ilkeston (Woodside) Model Railway Club he has had an interest in model railways since receiving a Tri-ang set for Christmas 1955. The usual teenage gap years are the only lapse, with railway modelling resuming again very soon after getting married and has continued ever since. A founder member of the club in 1987 he has been nominated to oversee shows and layouts for many years and now that he is retired he can devote even more time to his hobby.



Kimberley signalbox



Neatly tended station gardens



A610 road bridge

DCCconcepts are proud to present **zen** Decoders.

zen is a new decoder range with a personality all its own. **zen** features unique design, great performance and it has an "installability" that is something special.

Decoders are all too often designed by engineers to suit engineers... Lots of features that are never used, dozens of light options and functions that are just not needed, too many wires, just too big to fit easily...

The list goes on and on - and it became very clear to us as we talked to modellers around the world that some issues were ignored and that is a problem because all model trains are not the same at all.

Some prototypes, made to a smaller loading gauge than the USA and parts of Europe, give modellers a real headache when the time comes for them to choose and install a decoder.

We wondered... Why does nobody think about the end user?

So... we did. We ignored convention, looking across problems not at them. We looked at need not want... and we enjoyed doing it. The name we chose just seemed to match our approach so well...

zen Is a range of 7 totally new DCC decoder designs that include the worlds smallest direct plug decoder, a totally universal micro 6-pin, as versatile 21 + 8-pin plus the smallest "Big decoder" there is...

zen Buddha has huge power handling but is small in size, It has 6 functions and a 3Amp motor drive, plus 3 different forms of protection.

zen Decoders all have multiple installation options - so one decoder fits many loco types. The range has choices for every common scale too!

zen Decoders are packed with an all-new Slim and very powerful Stay-Alive™ that is four times stronger and yet it is also both smaller and thinner than others for easy installation! (also sold separately in packs of 3)

We love **zen**. We hope you do too!

thinking outside the square


dccconcepts

zen

By DCCconcepts

Unique performance, real usability

zen nano



Decoders that **WILL** fit every locomotive...

zen ZN218 has 8 pin and 21pin 21MTC ability.

zen ZN668 is 6P direct & also includes 6pin to 6 pin & 8 pin to 8pin harness for complete installation flexibility



zen ZN360 Direct

14.2 x 12.5 x 3.5mm



zen ZN218

22 x 16 x 4.5mm



zen ZN6D

13.5 x 8.5 x 3mm



zen ZN668

13.5 x 8.5 x 3mm



The Zen DCC decoder range and all other DCCconcepts products are distributed worldwide by DCCconcepts Pty Ltd.
3/13 Lionel Street, Naval Base WA 6165 Australia . Ph. 61 8 9437 2470 Fax. 61 8 9437 2471 www.dccconcepts.com
DCCconcepts welcomes Retailer and Distributor enquiries. DCCconcepts products are distributed throughout the United Kingdom by Gaugemaster Controls Ltd., Ford Rd, Arundel Ph. +44 1903 884488 www.gaugemaster.com

TRIED & TESTED

WHITE ROSE BASEBOARDS

See more
on your
FREE DVD!
Phil takes a closer
look at the boards
on this month's
'BRM TV' DVD.

Not a master carpenter but still want high quality baseboards?
Phil Parker reviews a solution available to all modellers.

There's nothing that gets your model railway off to a flying start like quality baseboards. In the past, we've shown you several methods of building your own, but what if the carpentry still daunts you?

Ready to use boards have become more and more popular over the last few years. Older hands might think it odd to pay someone to do your woodwork for you, but if you can afford it then good, solid, accurate and well-made foundations for a layout are probably the best investment you can make, even if it means a slightly reduced locomotive stud or other economies initially. Here is a selection of ready-made and kit-built baseboards from White Rose Modelworks.

White Rose make most of their boards from moisture resistant MDF. For a home-based layout, this is a good material and its weight can provide stability while working. But, if you plan to take your layout on the road then something lighter and more robust is a better idea. Plywood boards

are also available and they can be supplied ready-made to the same specification as the MDF versions. Comparing the two, there is a noticeable weight advantage with the plywood.

The baseboards are factory assembled, but there is plenty of opportunity for personalisation. Cork and neoprene tops can be applied for sound deadening if required for example.

White Rose also supply laser-cut baseboards in plywood as kits. Each one makes use of slots and tabs to ensure accuracy and alignment between the parts. A test assembly without glue can be completed without any tools in a few minutes. Adding woodworking glue will scarcely take any longer and with a little care should see the modeller the owner of a board as good as those produced in the factory, just slightly cheaper.

The boards I was given measure 1,200mm x 600mm (4' x 2' approx.). Other sizes are available starting at 300mm and increasing in 100mm increments. They lock together with quick-release toggle fittings and can be arranged

so that they fit end to end or form a corner. Specific corner and infill boards can be produced too if necessary.

The legs that support them are manufactured from MDF and bolt inside the corners under each board. The design doesn't require any bracing, but for exhibition use, I'd be tempted to look at something a little different that could be assembled with the boards placed on top. **BRM**

USEFUL INFORMATION

A White Rose Modelworks, Unit 10, The Craft Yard, Bedale Station, Bedale, Yorkshire DL8 1BZ

T 01677 422 444

W www.whiterosemodelworks.co.uk

► MDF baseboards, plywood baseboards and complete baseboards are all available on request. £POA




BASEBOARDS

Three different types of baseboard available from White Rose. From the bottom: ready-made MDF, ready-made plywood and a kit-built plywood board.

READY-MADE CONTROL PANELS OR SHELVES...


A simple shelf gives the modeller a starting point for a control panel, somewhere for a controller or DCC command station as well as space for that all-important mug of tea.



ALSO AVAILABLE AS DIY KITS...

Both the ready-built and plywood baseboards have holes in the cross-pieces. These aren't to reduce weight as is commonly assumed, cutting holes makes very little difference even on boards made from very thick wood, but it allows wires to pass through. On the ends, the holes are part cut, allowing the modeller to open them up easily with a Stanley knife if required.

Baseboard kit: The kit-built boards are laser cut from high quality 6mm plywood. Test assembly without glue takes a couple of minutes because the accurately cut parts interlock perfectly. PVA woodworking glue is supplied for permanent fixing.



ADDITIONAL EXTRAS...

Backscenes are also available as a simple sheet of MDF that bolts to the back of the board. Again, captive nuts accept the bolts. Plastic channel slides between each piece of backscene, keeping everything aligned.



LEGS BOLTED ON

The MDF legs bolt inside the corners of each board. On the ready-made boards, captive nuts fitted in the wood received the bolts. Even the Allen key required to do the bolts up is supplied. No braces are required for a permanent setting and extra shelves can be supplied for under-board storage.

In this photograph of the ready-built MDF board, you can see the thin cross-strengtheners and optional expanded polystyrene fitted for extra sound deadening. If you fit under board point motors, holes will have to be cut in this to gain access to the MDF top.

Ready-to-use boards have become more and more popular over the last few years

A WORTHWHILE INVESTMENT?

The quality of these boards is astounding. Unless you are a very competent carpenter with a well-equipped workshop, you won't match the standards of construction from White Rose Modelworks.

For anyone wanting to skip straight to the modelling part of layout building instead of messing around with bits of wood, they are an excellent investment.



ETCHED BRASS KITS

Brass locomotive kits can be a challenge, even for skilled modelmakers. Working on a Brecon & Merthyr 0-6-0ST in EM Gauge, **Tony Wright** offers some useful advice, based on many years of kit-building.

I'm a great believer in the principle of 'horse-trading'; that is the notion of doing something for a friend in return for him/her doing something for you. For my 'Little Bytham' project, I needed a fiddle yard control panel. Rob Kinsey had a kit for a Brecon & Merthyr outside-framed Class 1 0-6-0ST for potential service on his EM gauge 'Merthyr Riverside' layout. He built my control panel and I built the locomotive.

Rather than present a review of building this Redcraft kit (which appears to be out of production; the address on the instructions is given as Unit 8, Royal Stuart Workshops, Adelaide Place, Butetown, Cardiff CF1 6BR), at the Editor's suggestion I've presented a series of images illustrating a typical sequence in the construction of an etched-brass locomotive kit, in this case one with outside frames.

That said, a few brief notes might be of assistance with regard to the prototypes, which were hardly mainstream - hardly likely either to be ever offered as an RTR product. There were 12 locomotives in the class, built between 1884 and 1886. Six were erected by Robert Stephenson & Co and the other six by John Fowler & Co. of Leeds. There were detail differences, including the shape of the saddle at the front. This kit only caters for the flat-fronted saddle, not the bulbous style. They were absorbed by the GWR at the Grouping in 1923 and a few received


A fair bit of experience might be necessary, especially with the more complex parts, but the only way to gain that experience is to 'have a go'.

GWR features, including chimneys, boilers, tanks, cabs and bunkers. The alternative cab and bunker are supplied in the kit.

Knowing almost nothing of these machines, I borrowed some prototype documentation from Rob, including *The Locomotives of the Great Western Railway, Part Ten, Absorbed Engines 1922-1947*; The RCTS, 1966, *British Railway Journal* No. 2, Winter 1984; Wild Swan, and *The Brecon & Merthyr Railway* by D.S.M. Barrie, The Oakwood Press, revised by R.W.

Kidner, 1991. Any errors in accuracy (of which there are probably many) are entirely down to me.

I should mention at the start that several specialist tools were needed in the construction of this kit; items such as a pillar drill, rolling bars and bending bars. Without these, I would consider construction to be quite difficult. I'd also suggest that a fair bit of experience might be necessary, especially with the more complex parts. Still, in the spirit of encouraging folk to 'have a go' at making things for themselves, may I present the following sequence please? **BRM**



Complete, sweet and ready for painting.


STEP-BY-STEP GUIDE

TOOLS REQUIRED

- Soldering iron (variable temperature)
- Pillar drill
- Selection of drill bits (various sizes)
- Rolling bars/Hold & Fold
- Selection of files and reamers
- Rivet punch
- Engineer's Square
- Bench vice
- Fluxes and low-melt solders
- Axle rods
- Mini-drill & cutting discs
- Fibreglass pencil
- Selection of superglues and other adhesives




A set of neatly etched parts, laid out ready for construction to begin is usually a good motivation for the builder. The boiler and smokebox wrappers were pre-rolled, but that was all. Wheels, axles and cranks were from Markits and the fold-up motor mount/gear set from Comet. The motor was a Mashima small flat-can.




This kit had merely dimples in the frames to identify the position of the axles. This is unusual (fortunately) and the use of a pillar drill with a No. 26 bit was essential for accurate drilling. Only flat OO spacers were supplied (useless for EM), so I used Comet's wider ones. Since no tabs and slots were provided, lining up the frames was achieved by the old-fashioned method of placing one-eighth rods through the bearings and checking everything was square, at right angles and parallel by 'reading' the shadows, tack-soldering to begin with then subsequently filling the seams.

3 With the frames as true as they should be, the motor/gearbox, wheels and axles were installed, then the brake cross-roads soldered in place. Note the axle extensions to take the cranks.



Above The footplate was the first item to fit, after forming the rivets (punch and hammer on the back of a vice). The splashers sides were bent up (with care), though there is no necessity for the rear ones for they subsequently can't be seen. The other components were cut from the fret and shaped, ready for fixing. Oddly enough, despite only OO spacers being supplied, the kit is designed at source for EM or 18.83 gauges. Users of OO would have to move the splashers inboard.

Left The coupling rods also had dimples to indicate where the crank pins were to go and, again, the pillar drill was necessary. The rods were built up from laminates and were articulated using a 12BA bolt, soldered to the back of the rear section. I subsequently soldered the rods solid, of which more, later.



**MORE STEPS
OVERLEAF**



PRACTICAL BRM




STEP-BY-STEP GUIDE

7



In any kit's construction, it's essential at certain key stages to check for accuracy of assembly against an established guide. A case in point concerned the spectacle plate. If this is not perpendicular at source, every subsequent procedure will be comprised. An engineer's small square did the trick.

12



The ballast now firmly held in place. The large hole in the base of the smokebox was cut to accommodate the 8BA fixing nut on the footplate. No provision was made for this, as is often the case with kits.

13



The ubiquitous cocktail stick was employed to ensure the accurate fitting of the smokebox wrappers to the smokebox. It was merely pushed through the holes for the chimney fixing. Obviously, internal soldering was impossible so reduced amounts of solder were applied to the exterior, requiring diligent cleaning afterwards. 145 degree solder was used almost exclusively.


16



It's vital at every stage to check against prototype material for reference. Some things you can do something about at source, but others, like the spectacles being too big and in the wrong place (as shown here), you have to live with (as I've done) or scratchbuild a replacement.

17

Beading of any kind will also cause a problem on etched kits. If it's formed as part of the etched piece, it makes the parent metal a bit thin and if it's a separate piece it's flat in section, not 'rounded' as it should be. I always use 15Amp fusewire – it's copper, it's pre-tinned and it's flexible. The trick, as shown here on the cab rear, was to solder it carefully as I went along, snipping off finally to length.



8

In older etched kits, positions for handrails are often unmarked – as was the case here. The saddle required 14 handrail pillars to be subsequently fitted, so marking and drilling was done before the saddle was formed. A felt-tip pen takes the place now of engineers' 'blue' and the positions were plotted from the drawing and transferred using spring dividers.

9



Forming the base of the saddle needed the use of bending bars, a scrap piece of hardwood and a hammer. The trick was to not try and do the job all in one 'hit' so to speak, but a bit at a time.

10



With the saddle formed and soldered-up, attention was turned to checking it against the boiler. Though boilers are often rolled in etched kits, it's rare that they are truly formed. Using the discs provided, in order to ensure accuracy, I soldered them to a brass rod armature, ready to be soldered inside the boiler. That way, everything remained rigid and in place.

11




With the boiler soldered-up, attention was turned to adding weight, since etched brass is inherently light. A slit was cut into the boiler bottom (circular saw in a mini-drill) and the segment was almost filled with 'Liquid Gravity' (it used to be called 'Liquid Lead', but it isn't a liquid and it isn't now lead – it's ferrous). Once installed, low-melt solder was 'puddled' over it to secure. Whatever is used, don't use PVA as a sealant, for this expands with time with enough strength to rupture soldered seams.

14



Once the boiler was installed, the saddle was added (the opposite from the instructions' suggestion, but since these were very poor they weren't followed), and everything checked for accuracy. The B&M cab sides and roof came in one piece and had to be formed, again using the rolling bars.

15



With the cab in place, attention was turned to fitting the bunker and cab floor. The spectacle plate and bunker front were the only pieces to have tabs and slots. A pity then, that the bunker front was too wide. Moral, check beforehand!

18




Handrails (for which no provision was made in this kit for fixing) can be tricky. The easiest way was to leave the beading over-long and solder the handrails to it, leaving them also over-long. Once secured with solder, they were finally snipped-off to length.

TURN OVER FOR
FURTHER STEPS




STEP-BY-STEP GUIDE

19




Right The locomotive complete, apart from the cranks and rods being installed. The sandboxes supplied were the wrong shape and no toolboxes were provided. These came from my scrap-box – it helps if one has lots of extra bits and pieces acquired over the years. Note how the hingestraps on the smokebox door are opposite to the norm and how it was unnecessary to make up the rear splashers. The bunker was also filled with ‘Liquid Gravity’, this time held in place with superglue.

20



Markits outside cranks were superbly machined and really look good. They had to be set by eye against the position for the crankpins in the wheels themselves. I secured them with Loctite but this subsequently failed under pressure from the rods, so, after cleaning up, they were then fixed with solder. This is not only more secure but it also allows for adjustment.

21



Despite taking the greatest care with quartering, the rods ended up with the potential of having too much slop in them before there was no binding. This was exacerbated by the articulation, so I soldered them solid. Since the chassis isn't compensated this was the best answer for sweet running. Extra clearance always seems necessary for outside cranks (the relative position of the nearest crank illustrates this). The outside brake rigging was cut short to clear the cross-rods installed on the body. The two main elements (body and chassis) need to be separated in a non-prototypical manner. My usual arrangements of .45mm nickel silver wire pick-ups and small-bore PVC insulation are also shown.

VERDICT

All in all it's certainly not a kit I'd recommend, but to an experienced modeller (or a competent one learning their trade) then it's a viable alternative to scratchbuilding. With a trend, or it seems to me that way, of a reduction in the actual 'making' of things in railway modelling, with folk happy to use more and more in the way of RTR or RTP products, or report on what others have made for them, then I think the essential 'craft' of railway modelling should be encouraged. I hope this piece has illustrated that.



FREE

BUSCH

SCENERY PACK*

...when you subscribe to

BRM

BRITISH RAILWAY MODELLING

JUST £12.49

a quarter, by direct debit!

REMEMBER!

BRM now comes with a
FREE DVD every issue!



BUSCH FOREST SET

Create a small forest scene:

- ▶ 20 trees ▶ 3 extra trunks for tall trees ▶ 2 wood piles
- ▶ Footbridge
- ▶ Ground cover

BUSCH FOREST SOIL & MEADOW KIT

For the creation of natural
looking grass and soils:

- ▶ Scatter materials
- ▶ Various types of wild plants
- ▶ Detailed instructions and tips



Call our hotline and quote BRM/APR15

01778 392002

(please have your bank details to hand)



Order securely online at

www.model-railways-live.co.uk

Closing date: May 31, 2015

* Minimum term of 1 year * Whilst stocks last.



HOW TO...

CHOOSE THE RIGHT KIT

With so many different types of kit on offer, making the right choice can be tricky for newcomers. In a bid to clarify the options, **Phil Parker** explains what you can expect from each medium.

At BRM, we're trying to encourage more people to look beyond the ready-to-run market and try one of the most satisfying things you can do in this hobby - building a kit. Having shown plenty of different kit builds over the last few months, hopefully there are a few readers planning to take the plunge.

But, how do you pick the right kit for you? Let's start by taking a quick look at the different types available.

PLASTIC KITS

Kitmaster GNR Stirling Single



Injection moulded plastic kits have been with us in various forms since the mid-1930s but the most popular range of railway subjects first appeared in 1960 from Kitmaster. Much of this range survives after being taken over by Airfix and now Dapol.

With so many people cutting their modelling teeth sticking plastic aeroplanes

together, this should be a perfect material for locomotive kit building, but the high initial cost to tool up for a kit seems to have deterred many manufacturers from investing. This is in contrast to the wagon kit market where there is a flourishing range of models available covering an enormous variety of subjects.


PROS

- ✓ Easy to assemble - Parts are designed to fit together, there's no forming of material and all the surface detail should be included on the components
- ✓ No soldering, all you need is the right glue
- ✓ Easy to paint, no priming required

CONS

- ✗ Very limited range of UK prototypes available, apart from models by Dapol, the only other attempt appears to be from Ratio which produced two steam locomotives in the 1980s. These can sometimes be acquired secondhand
- ✗ Because the moulds are so old, Dapol kits are moulded in very soft plastic which can lack definition
- ✗ Nothing new has been produced for over 20 years
- ✗ They can be very difficult to motorise. Most kits were designed for static display although various ingenious motorising kits have been produced. These usually require more skill to assemble than the body.


RESIN KITS



Golden Arrow Crosti 9F

By using rubber moulds that can be cold cured, resin moulding is a process accessible to a manufacturer working on a kitchen table. With low initial costs, it is possible to make a master model, then set up making kits. The better kit makers use more sophisticated moulding equipment to reduce the chance of air

bubbles and faulty castings, but even these are far cheaper to develop than injection moulded products, so the kits don't need to sell in huge numbers to make them viable.



Dapol 03 shunter



Silver Fox J70

PROS

- ✓ Simple to produce, so ideal for cottage industry manufacture which leads to unusual prototypes being offered
- ✓ Usually designed around an RTR chassis making motorising easy
- ✓ Assembly requires superglue or epoxy resin

CONS

- ✗ Detail can be basic, simple moulding techniques don't reproduce small components very well. Details like buffers and whistles are often supplied in another material. To make it easier to remove the casting from its mould, detail can be softened or rounded off
- ✗ Short runs of RTR locomotives can result in donor chassis being difficult to find
- ✗ Kits are normally produced in small batches.




Ratio Johnson MR 2-4-0




Silver Fox Class 07 diesel fitted on a Bachmann '03' chassis

TURN OVER FOR MORE ➡

PRACTICAL BRM



K's Adams Radial



Eric Underhill
Fowler shunter



As it comes: South
Eastern
Finecast SECR
P Class kit

WHITEMETAL

Any kit made of a metal alloy tends to be described as 'whitemetal' although the actual material can be either a lead or pewter based material. In many ways, a whitemetal kit will look a lot like a plastic one, although a lot heavier. Construction will involve joining the parts together using either glue or solder.

These kits have been with us for over half a century. Casting requires hard rubber moulds but the equipment to produce a range can be housed in a shed making it accessible to low-volume manufacturers.

PROS

- ✓ Easy to assemble, like a plastic kit
- ✓ Lots of choice as this type of kit has been around for many years
- ✓ Some kits will be designed for RTR chassis
- ✓ The metal is soft and easy to file and bend
- ✓ Heavy enough to provide plenty of traction
- ✓ Solder or glue to assemble

CONS

- ✗ To provide strength, parts on the prototype that are made from sheet metal will look too thick
- ✗ Whitemetal shrinks as it cools from the mould. This can lead to under-sized or twisted parts
- ✗ Motorising equipment isn't usually included
- ✗ Older kits can be poorly moulded and require a more work to assemble and look presentable
- ✗ Detail can look soft if the mould is worn
- ✗ Excess metal from the moulding can be fiddly to trim away
- ✗ Lead-based alloys are poisonous. Wash your hands regularly.

ETCHED METAL

An etched brass or nickel silver kit is more akin to a cardboard kit than anything else, with parts cut using an acid etching process. Each piece, held in with small tabs, has to be cut from the fret and then shaped. Finally it is soldered together as the thin material doesn't provide enough surface area for glue to be effective. **BRM**


PROS

- ✓ A vast number of kits are available for steam, diesel and rolling stock subjects
- ✓ Sharp detail
- ✓ Made from metal, just like the real thing, so visible edges are close to scale thickness

CONS

- ✗ The builder is normally left to source a motor, wheels and gears to make the model operate
- ✗ Bending brass parts can be tricky
- ✗ There are some truly terrible old etched kits available. Modern kits tend to be drawn using CAD, resulting in better fitting parts.

Merican Models Hudswell
Clarke diesel fret



Mercian Models Barclay
WD 0-4-0 diesel.



Connoisseur Kits J70

There are good and bad kits in every material; some are simple to build, others require skill and experience. Ask around before purchasing.

Your Complete



visit our
NEW!
website

Re-creating History...

DCC Chip Fitting Service
TMC now offer a comprehensive chip fitting service for N & OO Gauge.
For non DCC ready & DCC ready models

Don't forget you can bring or send us your standard models to be expertly customised.

We can rename and renumber (including crest and shed code changes), as well as weather your models to a degree of your liking.

We can fit both regular DCC as well as DCC sound (using high quality speakers).

To really bring your models to life we can fit cab crews, lamps, screw link couplings, real coal, parts pack and even cab tarpaulin.

N GAUGE



371-165 Graham Farish, Class 37/4 37407
 'Loch Long' BR Blue, large logo, weathered by TMC
 RRP - £129.95 **(You save £15.45)**
TMC Selling Price £114.50



372-182 Graham Farish, 46235 'City of Birmingham' BR Green, weathared by TMC
RRP - £174.95 (You save £22.45)
TMC Selling Price £152.50



372-183 Graham Farish, 46240 'City of
Coventry' BR Crimson, weathered by TMC
RRP - £174.95 **(You save £22.45)**
TMC Selling Price £152.50



371-167 Graham Farish, Class 37/5 37514
Railfreight Metal Sector weathered by TMC
RRP - £129.95 **(You save £15.45)**
TMC Selling Price £114.50



371-285 Graham Farish, Class 55 D9007
'Pinza' BR Green, weathered by TMC
RRP - £134.95 **(You save £16.50)**
TMC Selling Price £118.45



371-286 G Farish, Class 55 D9002 'The Kings Own
Yorkshire Light Infantry' weathered by TMC
RRP - £134.95 **(You save £16.50)**
TMC Selling Price £118.45



371-466Z Graham Farish, Class 37/0 37027
 'Loch Eil' faded and weathered by TMC
 RRP- £134.99 **(You save £20.00)**
TMC Selling Price £114.99



372-137K Graham Farish, Black 5 No.45157
 'Glasgow Highlander' weathered by TMC
 RRP - £132.50 **(You save £16.00)**
TMC Selling Price £116.50



372-181 Graham Farish, 46229
'Duchess of Hamilton' weathered by TMC
 RRP - £174.95 **(You save £22.45)**
TMC Selling Price £152.50



372-425 Graham Farish, WD Austerity
90732 'Vulcan' real coal & weathered by TMC
RRP - £169.70 **(You save £24.75)**
TMC Selling Price £144.95



372-800A G Farish, Class A1 60163 'Tornado'
nameplates fitted & weathered by TMC
RRP - £182.35 **(You save £23.85)**
TMC Selling Price £158.50



372-481 G Farish, Jubilee Class 45572 'Eire'
nameplates fitted & enhanced weathering by
TMCRRP - £174.95 **(You save £26.00)**
TMC Selling Price £148.95



www.themodelcentre.com

MasterCard
SecureCode

Verified by
VISA

VISA

MasterCard

VISA
DEBIT

Maestro

VISA
ELECTRON

Now Accepting **PayPal**

CONTACT US

E: websales@tmc-direct.com
T: 01947 896040

OPENING HOURS

Monday - Friday: 8am - 5pm
Saturday: 8am - 4pm
Sunday: By Appointment

VISIT US

**The Model Centre,
Hill Farm,
Beck Hole,
Goathland,
Nr Whitby,
North Yorks
YO22 5LF**

STAY WITH US

**HILL FARM
HOLIDAY COTTAGES**
BECK HOLE GOATHLAND
WHITBY YO22 5LF
Tel: 01947 896421
www.hillfarmholidaycottages.co.uk

Please make cheques payable to:
'The Model Centre'

ALL GOODS IN STOCK OR ON ORDER AT TIME
OF GOING TO PRESS, PRICES MAY BE SUBJECT
TO CHANGE WITHOUT NOTICE, E & OE.

**TMC Price Match Promise. TMC match all major model retailers prices wherever possible subject to availability & our own T&Cs. Pre-Orders subject to price ruling at date of despatch.*

Model Shop

TMC
Custom Finish



...with Every Model

come & visit our
NEW!
SHOWROOM

Buy pristine or ready weathered models from stock, or pre-order new releases at competitive prices.

We stock the full Woodland Scenics range, as well as Metcalfe, Oxford Diecast, Peco, Ratio, Wills, Gaugemaster, Humbrol, Noch, LHL Loveless, Slater's Plastikard, Evergreen, First Gear and Exclusive First Editions.

Our **TMC Price Match*** ensures you the best possible quality & value. For regular updates, more information & *Custom Finish* prices, see our **NEW** website.

OO/HO GAUGE



R3019 Hornby, Grange Class 'Paviland Grange'
heavily weathered & enhanced by TMC
RRP - £158.75 (**You save £14.76**)
TMC Selling Price £143.99



32-859 Bachmann, BR Standard Class 9F
92233 real coal, weathered by TMC
RRP - £205.90 (**You save £15.91**)
TMC Selling Price £189.99



R3290 Hornby,
BR 2-HAL (BR Green), weathered by TMC
RRP - £160.45 (**You save £14.95**)
TMC Selling Price £145.50



31-086 Bachmann 3200 Earl Class 9017,
preserved, real coal & weathered by TMC
RRP - £163.55 (**You save £18.60**)
TMC Selling Price £144.95



90065 Bachmann, WD, real coal, parts crew,
expertly weathered & renumbered by TMC
RRP - £214.90 (**You save £19.91**)
TMC Selling Price £194.99



31-465 Bachmann, C Class 31579, black,
real coal, parts pack & weathered by TMC
RRP - £167.95 (**You save £17.00**)
TMC Selling Price £150.95



R3243A Hornby, BR (late) Class K, real coal
& weathered by TMC
RRP - £164.99 (**You save £10.04**)
TMC Selling Price £154.95



39-777 Bachmann, LMS 50ft Inspection
Saloon, BR Blue & Grey, weathered by TMC
RRP - £79.96 (**You save £9.01**)
TMC Selling Price £70.95



R3114A Hornby, BR (late) B1 61267,
weathered by TMC
RRP - £159.99 (**You save £14.74**)
TMC Selling Price £145.25



31-319 Bachmann, Robinson J11 64311,
real coal & weathered by TMC
RRP - £124.95 (**You save £13.45**)
TMC Selling Price £111.50



31-628 DC Bachmann, 3F 43620 (DCC Fitted),
parts pack, real coal & weathered by TMC
RRP - £179.95 (**You save £18.00**)
TMC Selling Price £161.95



R3280 Hornby, Railroad LNER Class A4
'Golden Shuttle' weathered by TMC
RRP - £106.99 (**You save £11.00**)
TMC Selling Price £95.99





NEW!

37-235Z

Bachmann OO/HO scale, six pack, 16T steel mineral
wagons, BR grey, factory weathered. TMC Limited Edition. Era 4/5.

All wagons have different running numbers: B100605, B562301, B103891,
B130741, B137671 & B84118. Two wagons have split spoke wheels and four
have 3 hole disc wheels. Each wagon has welded construction end door and top flap.

£74.99(+p&p)



Next day delivery on 'in stock'
items, for the flat rate of
£4.95 up to 5kg.
Highlands and islands are
subject to surcharge and will
be sent via Royal Mail.



WELTON DOWN

Memories of his commuting days led **Jim Allwood** to switch this 2mm Finescale model from the steam era to the early-1990s heyday of Network SouthEast.



Large logo 47532 (soon to be transferred to Inverness) heads towards London with a summer extra working, formed of NSE Mk 2 stock. In the preservation society's yard is a Black Five, a Class 46 with brake tender and a line of ex-GWR locomotives awaiting restoration.

FACT FILE

- **Layout Name:** Welton Down
- **Scale/Gauge:** 1:152 scale, 9.42mm gauge 2FS
- **Size:** 14' x 8'
- **Era/Region:** June 1991
- **Location:** Kent
- **Layout Type:** Through station to cassettes at each end
- **Power/Control:** 12V DC analogue
- **Words:** Jim Allwood
- **Photography:** Andy York





Former GWR 4-6-0 *Foxcote Manor* leads a '38XX' 2-8-0, a 'Hall', two Panniers and a '45XX' in the restoration line. In reality, they are all unconverted N gauge locomotives so can't run on the layout yet!



At the Peterborough Festival of Railway Modelling in 2014, Andy York suggested I start this article with 'What is 2mm finescale?'

First of all, it is not N gauge although the scale is similar - 1:152 rather than the 1:148 of N in Britain or 1:160 overseas. The track gauge is 9.42mm whereas N is 9mm. Not much difference you might say, but the key word is 'fine'. Finescale rail is only 40thou high, half that of Peco Code 80, and is also much thinner. Wheels are correspondingly thinner with finer flanges. I liken it to N as EM is to OO gauge.

Track construction has been made much easier recently with the advent of a 2FS Association product called 'Easitrac'. Whilst turnouts still have to be hand-built, plain track is now just a process of threading rail (bullhead or flat bottom) through a plastic sleeper base, held in place by a useful jig. All different methods of construction are covered in an Association publication entitled; *Track - How It Works and How to Model It*. This is available at shows and via the Association website (see p78).

PHILOSOPHY

At the risk of upsetting the 'rivet-counting' end of the hobby, I favour layouts that embody the whole scene of the railway in the landscape and 2mm finescale is ideal for this. I liken it to an impressionist painting with the overall image being what matters, rather than whether every speck of detail has been faithfully rendered. I like to think 'Welton Down' achieves this aim, although I will never pretend it is a masterpiece!

It is very easy to use 'Rule 1' ("It's my layout so I can run anything") but I prefer the discipline of a fixed period. The layout started off, in my ownership at least, based around 1994/95, just before privatisation and the creation of the Train Operating Companies (TOCs). However, I have since backdated it to a very specific June 1991, just before the end of Speedlink. This discipline requires regular reference to Platform 5's Locomotive Stock Book, so I can check names, numbers and livery

changes during that year. However, a little modeller's licence means that the freight traffic (my main interest) is more frequent at this location than in real life as I have imagined diversions from the main Tonbridge route whilst it is being upgraded for the forthcoming Channel Tunnel.

One of my pet hates is the N gauge Rapido coupling. They are so grossly overscale, they've been relegated to intermediate coupling of fixed sets until I have time to replace them with more delicate alternatives. DG couplings are used on all locomotives and ends of fixed rakes, with simple wire hook and eyes (or worse, Mathieson Models three-links!) used for intermediate vehicles such as the HAA coal hoppers or PCA cement tanks which are not uncoupled during normal operations.

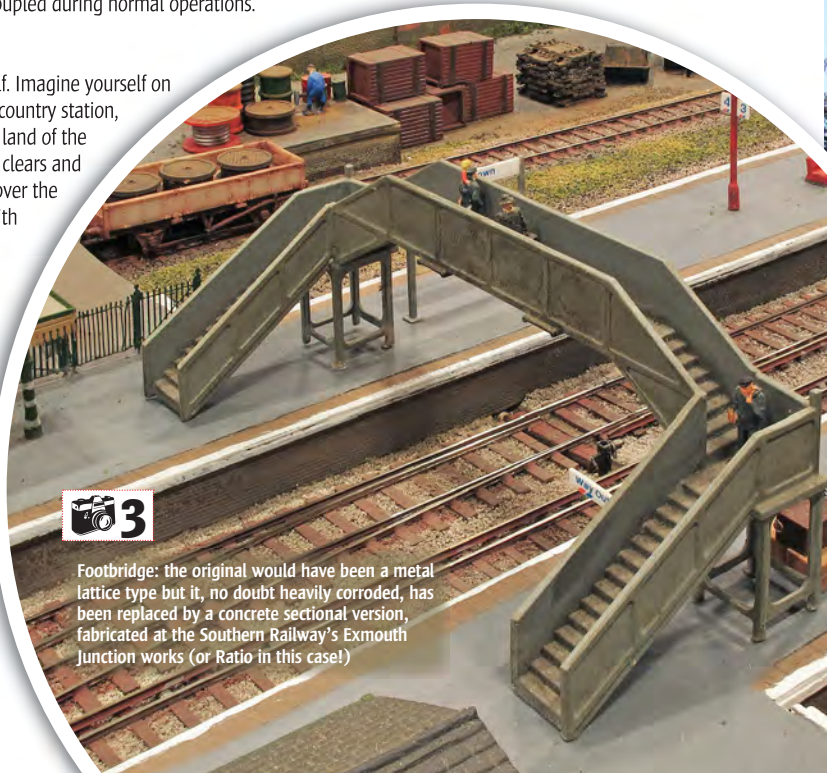
THE LAYOUT

Onto 'Welton Down' itself. Imagine yourself on the platform of a sleepy country station, in the midst of the chalk land of the North Downs. The signal clears and an elderly 4-VEP clatters over the points into the station with a stopping service from London. After disgorging its few passengers, it reverses over the crossover to the Up Main, then backs into the Up bay, ready for its return journey in half an hour's time.

Presently, the Up starter clears and the distinctive horn of a Class 47 heralds the arrival of the daily Cross Country service from the south coast back to the Midlands. It

rushes through, disturbing the peace temporarily on this hot summer's day. Later, a Class 56 on an MGR coal train rumbles through on its way to a nearby cement works, the empties returning later.

Meanwhile, over in the branch yard, volunteers of the fledgling North Downs Preservation Society tend to their eclectic mix of preserved steam and diesel locomotives and prepare the passenger train for the day's service up the branch to Welton and beyond. Closed by Network SouthEast a couple of years previously, it is now a well-established part of the preservation scene and services are shared between a Class 108 DMU and locomotive-hauled trains of Mk 15.

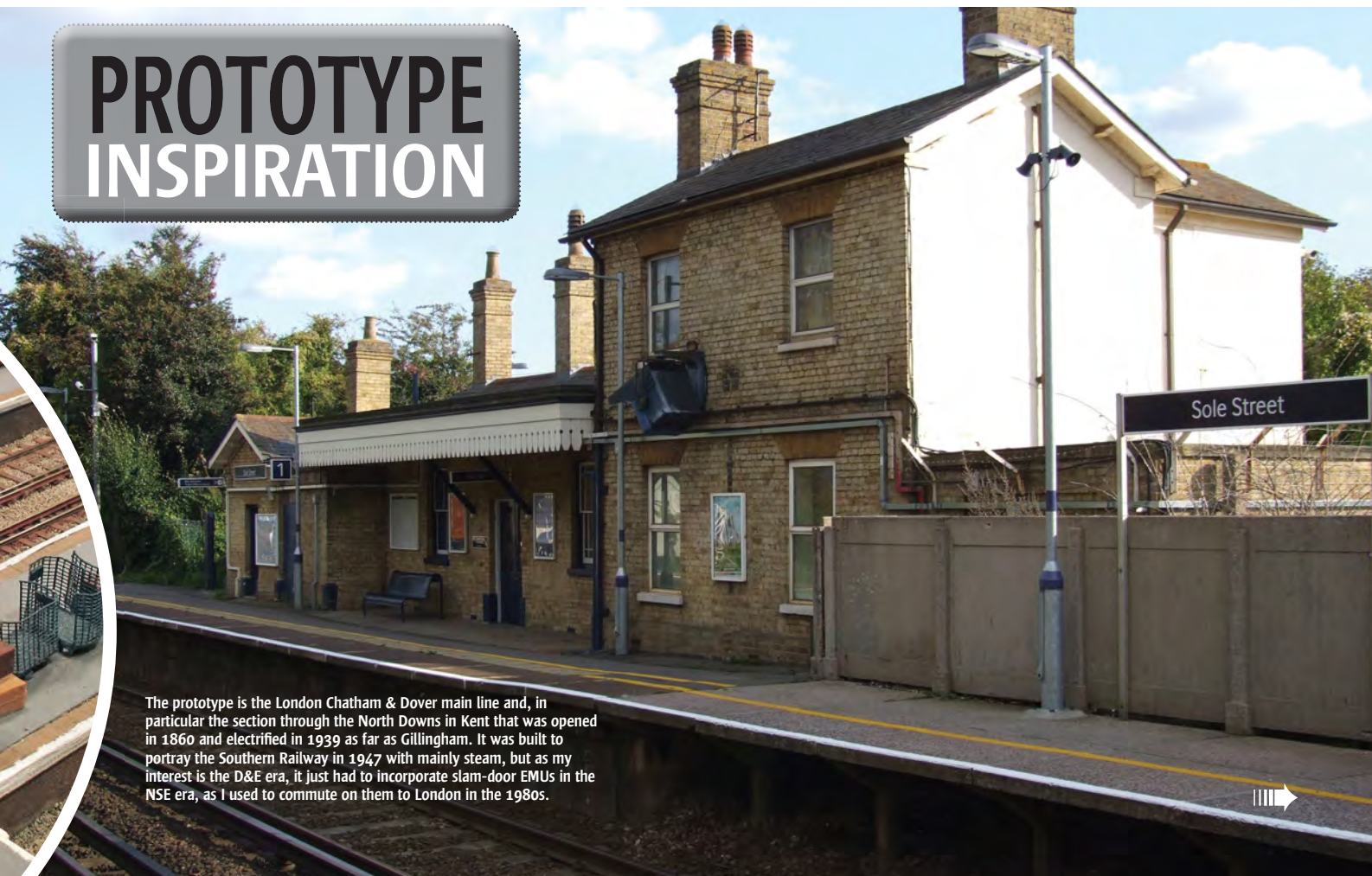


Footbridge: the original would have been a metal lattice type but it, no doubt heavily corroded, has been replaced by a concrete sectional version, fabricated at the Southern Railway's Exmouth Junction works (or Ratio in this case!)



The semaphore signals are scratchbuilt and are operated by relays under the baseboard, powered by an electronic circuit that, once operated, reduces the voltage to just enough to hold the signal arm off without burning out the coil. The station running boards and other signage were commissioned from Electra Railway Graphics.

PROTOTYPE INSPIRATION



The prototype is the London Chatham & Dover main line and, in particular the section through the North Downs in Kent that was opened in 1860 and electrified in 1939 as far as Gillingham. It was built to portray the Southern Railway in 1947 with mainly steam, but as my interest is the D&E era, it just had to incorporate slam-door EMUs in the NSE era, as I used to commute on them to London in the 1980s.





Railfreight Coal sector 56077 Thorpe Marsh Power Station wheels a rake of loaded HAA hoppers past the signalbox, bound for the nearby cement works. Pre-dating the Dapol model, Pete Thorpe created this '56' from the Graham Farish model, but improved it with whitemetal roof ends from the P&D Marsh kit, plus etched roof fans and grilles.

CONSTRUCTION

Originally constructed by Bill Rankin as a Southern Railway 1947 era layout, it measures approximately 14' by 8' in a traditional oval, with the scenic section 10ft in length running around to a fiddle area at the rear, using a cassette system. Built in weight-saving plywood, it is supported on an underframe of Wickes adjustable trestles and timber bearers.

These replaced the original underframe of plywood legs and beams that slot into place. An integral lighting pelmet and a relatively high position forces the viewer to view the whole scene without seeing the operators - or that's the idea. A curtain hides all the woodwork.

All trackwork was hand made using 2FS Association products - Code 40 rail and copper clad sleepers, as it pre-dated Easitrac. All turnouts and the single slip are operated by H&M solenoid motors and are all built to suit the trackplan. The third rail is correctly laid as per the prototype. When purchased, the rear of the layout was a traditional fiddleyard (dubbed the 'Mighty Wurlitzer'), comprising two eight road loops, interlaced to avoid creating too wide a baseboard. However, this was at the expense of siding length so the longest were inadequate for anything more than six coaches.

To enable nearly scale length trains to run, I disposed of the fiddleyard and constructed two large 'fiddle boxes' using the principle outlined by Chris Pendleton in an early issue of *Model Railway Journal*.

Basically, the trains sit in cassettes constructed from aluminium angle, on small brackets in what appears like a side-on position. When required, they are lifted

down onto the 'fiddle deck', run off the cassette and around the layout, then back onto an empty cassette at the other end thence back to the box. The cassettes are constructed in three lengths - 0.5m, 1.0m and 1.5m and any combination that adds up to 1.5m can sit on each set of brackets. The two boxes have a combined capacity of 22 full units or around 36 trains, depending on length. The stock remains in the cassettes in between shows and is protected from damage during storage and transit by foam which presses lightly on the sides of the stock when the stock box lids are fastened in place. More recently, an optional continuous loop has been constructed on the Down Main. It is proving useful for testing stock.

The control panel allows one operator to run each main line, with a third in charge of the yard and branch. Controllers are ECM Compspeed or Gaugemaster hand-held units as all is still traditional analogue DC with probe and stud control of the turnouts.

The predominantly lattice posts semaphore signals are all operational, as are the ground discs, testimony to Bill Rankin's modelling skills. A recent addition is a three-aspect colour light on the Up Main before the tunnel. This is operated by a rotary switch, giving that operator an extra little task. No fancy electronics here!

LOCOMOTIVES AND ROLLING STOCK

The locomotives are all converted from Graham Farish and Dapol N gauge items, with their wheels turned down to finescale standards and extra detailing added. The regular stud comprises those typical for the former Southern Region - Class 33s, 47s and 73s - with 37s,

56s and 60s for Railfreight duties. 'Rule 1' does apply on the preserved branch line with mainly ex-GWR steam locomotives and various early diesels.

Coaching stock is Graham Farish and Dapol, with bogies progressively being replaced by Association etched versions. These provide simplified three point suspension and greater mass low down for improved ride quality.

Freight rolling stock is a mixture of re-wheeled Farish and Dapol and etched or plastic kits from numerous sources - the N Gauge Society, Parkside and TPM to name three. Where possible, 2FS Association etched bogies and running gear have been used.

As yet, no proper timetable has been developed for exhibitions, with trains being selected to satisfy the operators' fancy or specific requests from the viewers. However, I am conscious that a typical sequence should include far more appearances of the EMUs than anything else, reflecting the frequent interval service run by NSE.

'Welton Down' is likely to have its last hurrah at The International N Gauge Show in September 2016. After a small diversion to build a couple of small layouts in IKEA Apa toy boxes, inspired by Steve Purves' 'Apa Park' (featured in October 2014 BRM), my next big project is a real location - Littleton Colliery Exchange Sidings in Staffordshire - near where we used to live. It features electrics again, but 25kV AC overhead this time. **BRM**

Thanks to Pete Thorpe and Dave Stratton who bring locomotives and stock and help operate at exhibitions, Bill Rankin for building the layout and my wife Sue for helping to operate and her unfailing support. Thanks also to Andy York for taking the photographs.

I favour layouts that embody the whole scene. I liken it to an impressionist painting with the overall image being what matters, rather than whether every speck of detail has been faithfully rendered.

The 4-CEP passes the lineside transformer, slowing for the Down platform. The signalman has been very quick to return the Down Home signal to danger!

KEY DETAILS

SOUTHERN EMUS

The slam-door Mk 1 EMUs are the biggest challenge for an NSE period layout. The only commercial product is the Graham Farish Class 411 4-CEP but this is the unrefurbished version, only available in green or blue/grey liveries. A repaint is not the whole answer as the early-1980s refurbishment programme involved moving the end guards' compartments into a middle car and replacing all the windows with aluminium hopper type frames. Although I now have four examples awaiting butchery, other solutions were needed more quickly.

What currently runs is based on clear plastic Farish Mk 1 bodysells with TPM resin ends, Ultima etched underframes and Electra Railway Graphics pre-printed vinyl sides. Power is currently provided by a mixture of Green Max chassis, Dapol Class 73 mechanisms (see June 2006 **BRM** for detailed article by Nigel Burkin) and Graham Farish Class 158/170 chassis.





7

Pete Thorpe's 60031 *Ben Lul* in Trainload Metals grey passes the NSE summer extra with a steel train heading for the train ferry at Dover.

KEY DETAILS AUTHENTIC BUILDINGS

The buildings are mainly scratch-built from plastic card. These faithfully reproduce examples at a number of stations along the former London Chatham & Dover Railway main line, such as Farningham Road, Shepherdswell and Sole Street (see photograph). These have been recently complemented by 'ready-to-plant' offerings from Bachmann - the two traders stores and the transformer station. A single-road stock depot for the Preservation Society, probably on the old coal staiths road, is due soon.

10

The Plasser-Thuermer 07/16 tamper sidles past the single slip, heading back towards the Capital. This is what finescale trackwork is all about!



Goods shed and trader stores: the platforms have been populated with NSE red standard furniture, included a modern waiting shelter (with trainspotting boys) whilst the former goods yard seems uncommonly tidy for a preservation society. The concrete trader stores are again a product of Exmouth Junction and Scenecraft.



Station Master's House and Station Building: a number of the station buildings on the LC&DR section were constructed by the same contractor to the same basic design but altered to suit each site. The one surviving today at Sole Street is virtually a mirror image to that at Welton Down.

MY FAVOURITE MODEL

My favourite is not a locomotive but the Plasser 07/16 Tamper, built from an N'Thusiast Resprays kit. A proverbial 'pig' to build with few instructions but a great challenge and it won the Chairman's Trophy at the 2mm Scale Association's AGM in 2009.

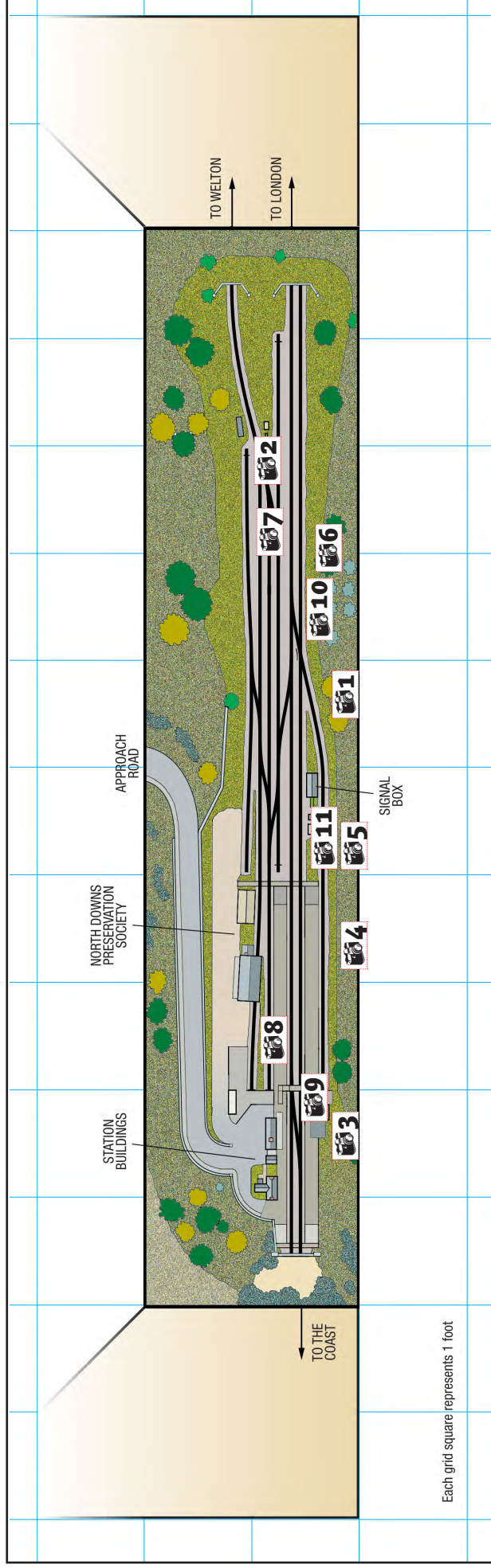
'Crompton' 33002 (named *Ofwat Observer* as a leaving present from a former employer) heads towards London with a ballast working whilst Dave Stratton's 'Jaffa Cake' Class 411/5 4-CEP sits in the bay, ready to form the next stopping service to Charing Cross. The upper quadrant starter looks positively sick!



2FS
GAUGE

LAYOUT FOCUS WELTON DOWN

Sanfordson



FACT FILE Jim Allwood

Now only months away from my Senior Railcard and a retired Civil Service surveyor, I started railway modelling at about the age of eight, with a Tri-ang 'jinty'. I modelled in EM in the early-1980s but then changed to N gauge first of all, due to space constraints. However, one look at 'Haddon, Helsby & Tumill' at an NGS exhibition in Harrow convinced me to change to 2FS. I joined the 2mm Scale Association in 1987 and have not looked back. I'm currently an active member of the Yeovil Model Railway Group (ymrg.co.uk).

My favourite other layouts include three shunting layouts – 'Wheat Elizabeth' (P4), 'Hoath Hill Halt' (3mm) and 'Anderstaff Yard' (EM). The N gauge tail chaser 'Law Junction' is another but as it has been done already, I've ditched the research material I collected to build it myself!



Interested in 2FS?

The 2mm Scale Association exists to promote and facilitate modelling at the scale of 2mm:1ft. The scale has a long history as the smallest practical finescale standard. By joining the Association, members gain access to a wealth of knowledge and an exclusive component range designed to enable simple and accurate construction. The component ranges include a wealth of jigs and alignment tools which remove the guesswork and need for specialist measuring equipment from precision model making. Also produced are booklets which explain the construction techniques which have been developed over the years. To keep members in touch a bi-monthly magazine and newsletter is produced and an e-group is available for those interested. For further details, see www.2mm.org.uk



Large Range Low Price

TOOLSTATION

A lot more than tools

Don't be confused by the name...the Toolstation catalogue contains a huge range of over 11,000 stock products for the trade and for home improvers. Call now, order online or visit your nearest branch for all these products and more - including top quality brands at low prices!

Free delivery to home or site on all orders over £10



Call Free

0808 100 7211

Mobile friendly: 0330 333 3303

Drop In:

185+ Branches

Find your nearest @ toolstation.com

Online:

toolstation.com

24hrs a day, 7 days a week

All prices include VAT
Prices valid until at least 18th May 2015



A common sight on the modern railway, tamping machines are an essential tool for maintaining good track and ride quality. **Phil Parker** builds a rare 4mm scale kit of a contemporary machine.

HOW TO BUILD...

A TAMPING MACHINE

Track machines are a bit of a mystery to many modellers. We see them from trains as we pass and can probably work out what they do, if not precisely how they do it. There's a lot of complicated equipment underneath which makes the chances of an accurate model pretty slim for most people.

The only way to add one of these (usually) yellow

machines to your layout in the past was to use one of the various foreign plastic kits or RTR models. The trouble is that they are normally produced in 1:87 scale (HO) rather than 1:76 for OO/EM/P4. Worse, the prototypes don't always match the UK versions. This hasn't stopped Bachmann's Plasser & Theurer 07 Series Tamper Machine being popular of course



but it's quite likely to be the least authentic item of rolling stock on any British layout.

Filling the void is a laser-cut multi-media kit by Clockwork Ideas for the newer C80-RT or C100-RT tamper from Plasser & Theurer.

Designed to make use of Black Beetle motorising units, the kit is made up of a large number of laser-cut Rowmark (a form of ABS plastic) components supplemented with resin, MDF, etched brass and perspex parts. Apart from paint and glue, everything you need is in the box.

I approached this kit with very limited knowledge of the prototype, but once I'd chosen my subject, swayed by wanting to paint it in the simpler Amey livery, all I had to do was follow the instructions and a very impressive model would result.

Were I better informed, additional cable runs inside and underneath the model would have been added. As the roof isn't fixed, this is something I can look at in the future once I can get hold of more photographs for reference.

Construction is simple, but unexpectedly time consuming. This is a kit that will take 50 hours to build working at a modest pace. It's one of the most interesting and enjoyable models I've built for some time, so anyone who has a go without an editor breathing down their neck is in for a really pleasant project. **BRM**

PROTOTYPE INSPIRATION



Although more often seen parked in engineers' yards and around stations, tamping machines can occasionally be spotted travelling between worksites in the daytime. The subject of our model, Amey's DR73922 John Snowdon, passes Brindle on the Blackburn-Preston line on May 29 2012. MIKE SARGENT



Construction is simple but will take around 50 hours at a modest pace. It's one of the most enjoyable models I've built for some time.


TOOLS FOR THE JOB

- Knife ■ Wire strippers ■ Sanding sticks
- Old paintbrush for applying solvent
- Bending bars (pair of old steel rules)
- 3mm drill ■ Round needle file
- Calipers (seen right)

These help find the right lengths of plastic and brass rod.

A cheap dial caliper costs £10.


STEP-BY-STEP GUIDE




PRACTICAL BRM



STEP-BY-STEP GUIDE



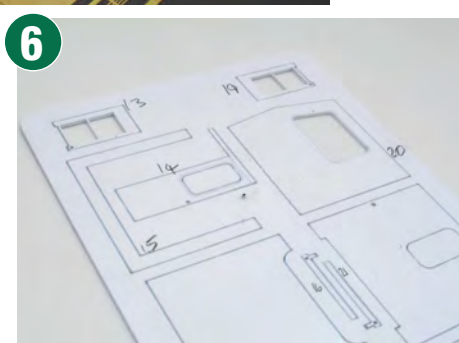
Rowmark plastic, Perspex, MDF, etched brass, resin, styrene strip and brass rod - this really is a multi-media kit! Laser-cut parts mean it is also a high-precision kit.



Cable runs are represented with etched brass parts fitted with superglue. Zap-a-Gap brushable was perfect but small amounts applied with a pin would work just as well.



The floor ends are made up of Rowmark components with some MDF underframe pieces. Perspex parts have to have their ends chamfered before fitting and are used as they need to be thicker.




Eventually, it became easier to jot part numbers down against each item on the fret. Including castings, there are 258 to choose from. Some of the laser cut parts are difficult to identify without doing this.



Hydraulic rams are made from a length of plastic rod sheathed with the outer coating stripped from hard wire. Plenty of spare wire is provided but it's easy enough to do if you have some wire strippers.



The engine compartment is two sides separated by panels stuck on the top and ends. The instructions aren't clear about which parts should be fitted. The box should be 19.75mm wide. The brake wheel on the end is one of the detail differences between the C100-RT and the C90-RT I'm building.



Ballast tines are divided into left and right banks with their own instruction pages. The differences are tiny but important when you come to fit them to the finished model.



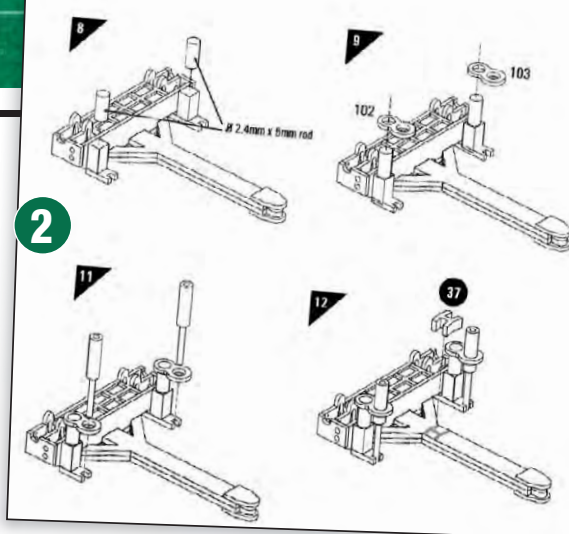
The lifting head is a fantastic design, but takes up four pages of instructions to go through the assembly. None of this is difficult, perhaps a little fiddly in places, but easy to follow.




Some small panels are made up from off-cuts from the edge of the Rowmark frets. Take care when measuring and cutting them out.




The roof is a large piece of brass that has to be folded along half-etched lines working from the inner lines out. I used a 'Hold 'n' Fold' but a pair of steel rules in a vice would work just as well.



Some 84 pages of instructions are supplied as a PDF file on CD. You could print them out, but I found loading them onto a tablet computer worked well, although there was a lot of flicking up and down to identify components as I went along.



The first job is to use some of the MDF parts to make a jig for aligning the inner and outer sides.



All cab sections are boxes made up by butting parts against each other. Close attention to the drawings tells the builder which component overlaps the others - essential if the model is to fit together.



Resin and etched parts complete the other cabs. The roofs aren't fitted at this stage, just trimmed to ensure they will.



The inner cab doesn't have a roof but there are control desks to make up which are fiddly when you use solvents like these that leave the plastic softer than conventional styrene would be.

WORKING WITH ROWMARK

Rowmark is an ABS material that can be cut cleanly by laser. It is light, very strong and not too difficult to use. The biggest difference is that a more active solvent is required than is normal for plastic kit assembly.


Any ABS glue will stick the parts together, such as Phoenix Precision's Superweld or EMA Plastic Weld. The shorter and wider bottle wins out for ease of use as it's less likely to fall over. Mek-Pak and other normal plastic solvents aren't up to the job here.



1



2




Apply the volatile glue straight to the joint and let capillary action pull it in. Hold the parts together and paint along the inside of right angle joins or along the edge where parts are to be laminated. Unless you really ladle it on, the solvent will evaporate almost instantly.



3

Within a few seconds, the joint will be ready to be lightly sanded. Here, the solvent was left to soak in to the joint and then tiny amounts of molten plastic splurged out and had to be removed.



4


One danger is that the Rowmark surface can remain soft if you spill solvent on it. Touch the soft surface and a fingerprint will be left. I left this overnight and then gently sanded it away with a fine grit. Wait for it to dry first. Do this too quickly and the soft material will stick to the sander, making things worse.

STEP-BY-STEP GUIDE


PRACTICAL BRM




STEP-BY-STEP GUIDE



Assembly starts with the sides fitting to the floors. Check these align perfectly and open out some of the slots if they don't.



Under the cabs, there is some interesting construction work. This looks fragile but the Rowmark is very strong so there's no need to worry about losing parts on the layout if you've glued them together properly.



Bogie sides are glued to the Black Beetle bogies. Two types are included for the C100 and C80. For the '80', ballast ploughs are fitted to the ends made from Rowmark and Perspex.



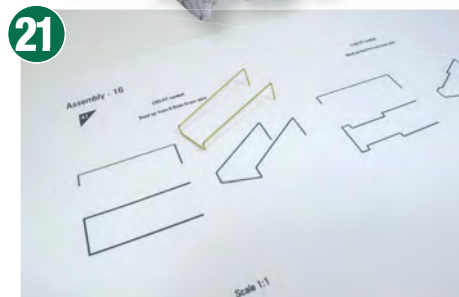
An exhaust hole has to be drilled in the top cover before bending but as it's nearly as wide as the part, you can't do it in one go with a large bit or you'll chew through the side - just as I did. Make a small hole and enlarge this with files.



Over 30 hours in and all the sub-assemblies have been built. The next stage is to start putting the model together.



With the outer cabs in place, a quick check proves that the roof clips in place perfectly.



One instruction page that does need to be printed out covers some underfloor pipework. Make sure you print at 100% though for the bent wire, using it as a guide.



The wire work fits around the drive components under the centre of the model. Resin parts like these tanks should be scrubbed with washing up liquid before fitting to remove any mould release agent or the paint won't stick.

Completed and nearly ready for service on a modern image layout, the tamper now just needs a lick of paint and running in.



SUPPLIER

**Plasser o8-16 C80RT/
C100-RT Tamping Machine +
Black Beetle motor bogies.**
W www.dckits-devideos.co.uk
RRP £158.33

London Festival of Railway Modelling: Alexandra Palace 2015 Preview

Keep 28/29th March free for a visit to the capital's biggest and best model railway show.



'Leicester South' with its impressive buildings and authentic GC trains never fails to entertain spectators at shows.


THE LONDON FESTIVAL OF RAILWAY MODELLING
ALEXANDRA PALACE, N22 7AY
In Association with The Model Railway Club
28th & 29th March 2015

The London Festival of Railway Modelling is a growing success, and is more impressive with every passing year. There's plenty on for families at this year's show. Here are just a few highlights of the layouts on display.

LAYOUTS FOR ALL TASTES - AND YOUNGER VISITORS TOO!

Warton Road - Gauge 3	Horfield - OO
Mer les Bain - Gauge 1	Leicester South - OO
Anglia Roads - Gauge 1	Star Lane - OO
Beamish Colliery - G	Sutton - OO
Merney Junction - S7	Warren Lane - OO
Abbotstone - O	Woodstowe - OO
Binns Road - O	Untermitten - HO(m)
Bad Obing - O	Beckenvik - HO(m)
Dubmill Sidings - O	Daconby Town - 3mm
Lough Motive Power Depot - O	Modbury Torr - TT
Rhydwyn Fawr Steel - O	Thorpe Road - TT
Nether End - O(16.5)	Stokesay Junction - N
Sandford & Banwell - P4	Welmich am Rhein - N
Waterloo Street - P4	Long Line - N
Prospect Wharf & Yard - EM	Barton Hill - N
Trevanna Dries - EM	Choates Lane - N
Empire Mills - EM	Tanners Hill - N
Billton Goods - OO	Copenhagen Fields - 2FS
Calderwood - OO	Shasta - Z
Fisherton Sarum - OO	

Look out for the Model Railway Club's Copenhagen Fields, an outstanding demonstration of what good scenic modelling is all about.



More than 37 traders and societies will be present to help cater for all your modelling needs. And, if you're struggling with something or need advice on any aspect of modelling, just ask one of the many demonstrators present at the show. We'll look forward to seeing you at this friendly family show. **BRM**

Special Show Offer

Subscribe to BRM at the show for just £12.49 a quarter (by direct debit) and receive this FREE variable drill box set worth over £45!



USEFUL INFORMATION

A: Alexandra Palace Way, London N22 7AY

T: 01778 391 123

Open: Sat 1000-1700, Sun 1000-1630. Doors open at 0930 for pre-booked ticket holders

Prices: Adults: £11.00, Children: £6.00, Family Ticket (2+3): £36.00

Note: Adult discounts are available for BRM print subscribers.

Visit www.model-railways-live.co.uk/Exhibitions for full details.

NEW
FOR 2015

INSIDE TRACK



1 CONCEPT DESIGNING

A BRANCH LINE IN N

When modellers speak of branch line modelling they rarely mean it in its true sense. Magazines in particular have and continue to be littered with a single platform through station, sandwiched between scenic runs, or the archetypal terminus both ultimately leading to non-scenic storage of one kind or another and therefore a location, not a line. Cyril Freezer, in his ground-breaking and inspirational publication of some considerable time ago, *Designing Model Railways*, amply described the issue, both with reference to the Isle of Wight system and of branch lines in general.

The once-fashionable concept of modelling 'the last quarter mile', whilst on the surface appealing, in reality is fraught with difficulty, both in appearance and space required, especially when measured against operating potential. To put this into some kind of perspective, at least as far as space is concerned, Cyril went on to demonstrate that the

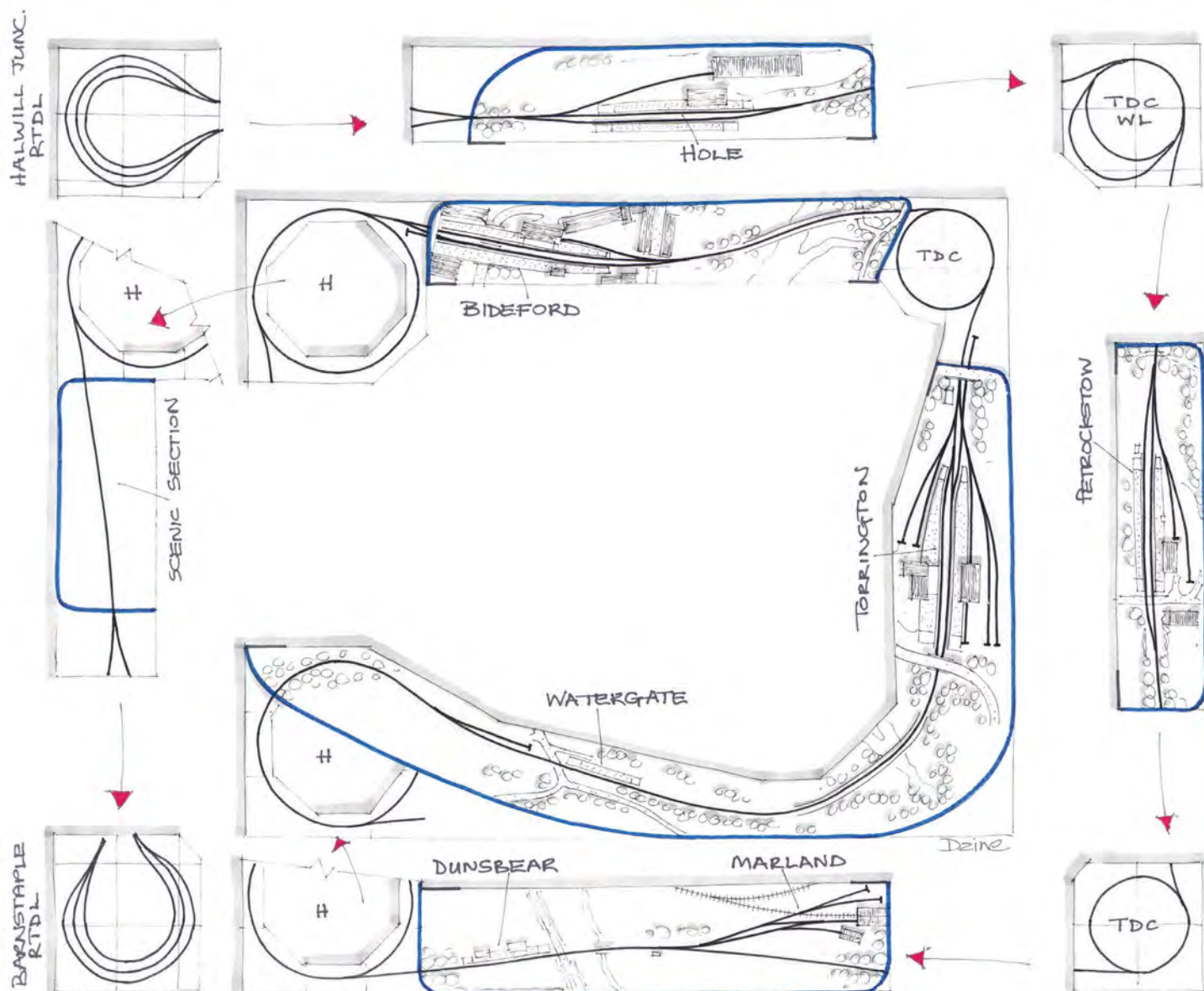
last quarter mile, allowing for a 'U' curve into a fiddle yard would require a room 20' by 8' for OO gauge. If you then apply his formula to the whole of the Isle of Wight railways the space increases to something in the region of 1,250' by 840'! Whilst he goes on to offer some modest amendments, albeit at a compromise, it's easy to imagine just how difficult the task would be.

In this first concept design I intend to explore how we might model either a complete or substantial part of a branch line with a system that enables the suggestion of elapsed time between stations and facilities. Assessing what's required in terms of a design brief is a great starting point; multiple locations, a method of delaying travel, for example, between two sequential stations and a way of representing the rest of the rail network!

What's required needs then to be tempered with any other issues; space available, size of anticipated

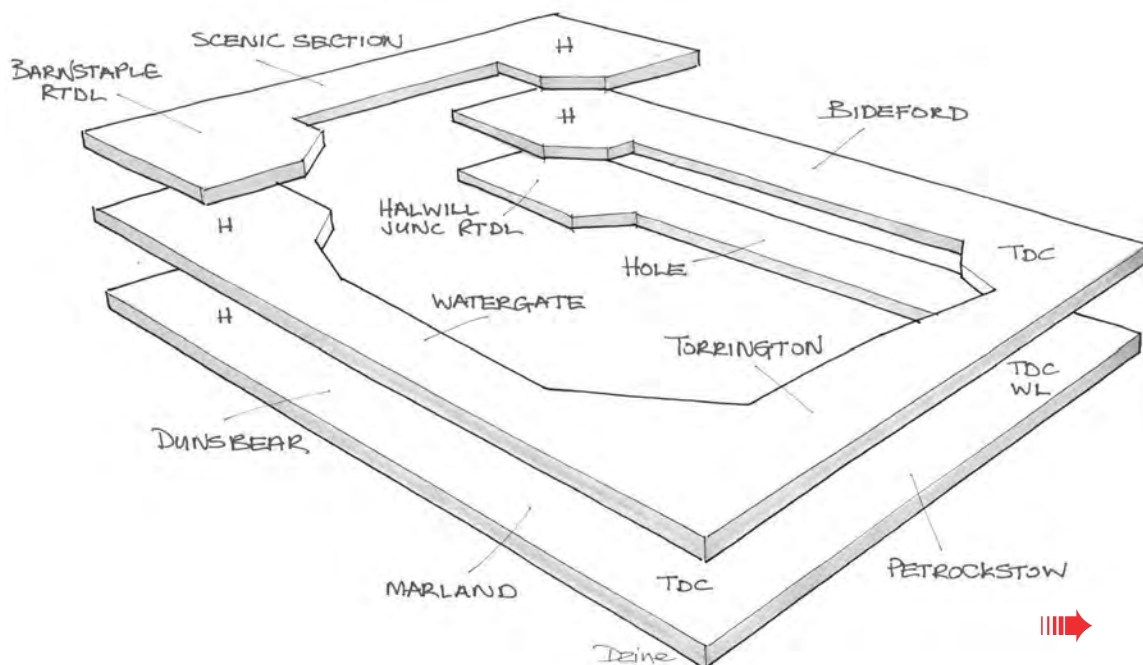
prototype and choice of scale. Whilst all this can sound quite complex, I find it a great way to focus on the task in hand. It helps channel a way forward, looking for the solutions that will help us arrive at an acceptable outcome. So here's the design question and answer process.

- How do you increase the size of a room without major building work? Have your layout on tiered levels. Two levels gives you twice the space and so on
- Traditional gradients, providing good-sized hand access between two levels, take up too much space. Our American counterparts make effective use of the helix in this process and the system is now readily available in the UK
- How do you represent the time lapse, of a non-existent long prototype scenic run, between two stations on the layout, if insufficient space exists? Find a way to hide and delay trains off-stage!



The plan is basically 'U' shaped at two levels, 2' 6" and 3' 9" high (to accommodate lowered bridge sections at Bideford and Torrington), with a fourth side, across the ends of the 'U', at 4' 9" high, and adjacent to what I anticipate would be the door entrance wall, for easy duck-under. For the purposes of this exercise I have chosen the line from Barnstaple to Halwill Junction via Torrington, a through branch, to illustrate the concept of modelling a line rather than a location. Note how I've employed;

- Return Time Delay loops (RTDL), comprising of 1st, 2nd and 3rd radius curves, at each end of the entire run, acting as non-scenic storage and to allow the passage of time before a train returns
- Single track Time Delay Circuits (TDC), comprising 1st radius curves and standard geometry points, to allow the passage of time between stations or scenic sections
- Time Delay Circuits, with track components as for single track Time Delay Circuits, With a Loop (TDCWL), to allow trains to pass where the prototype had a passing loop, but this section has not been included on the layout
- Two helices (H), to create clearance between each level
- Where shown, each square represents 1'.



2 ADVANCED GEOMETRY RIGID SECTIONAL TRACK

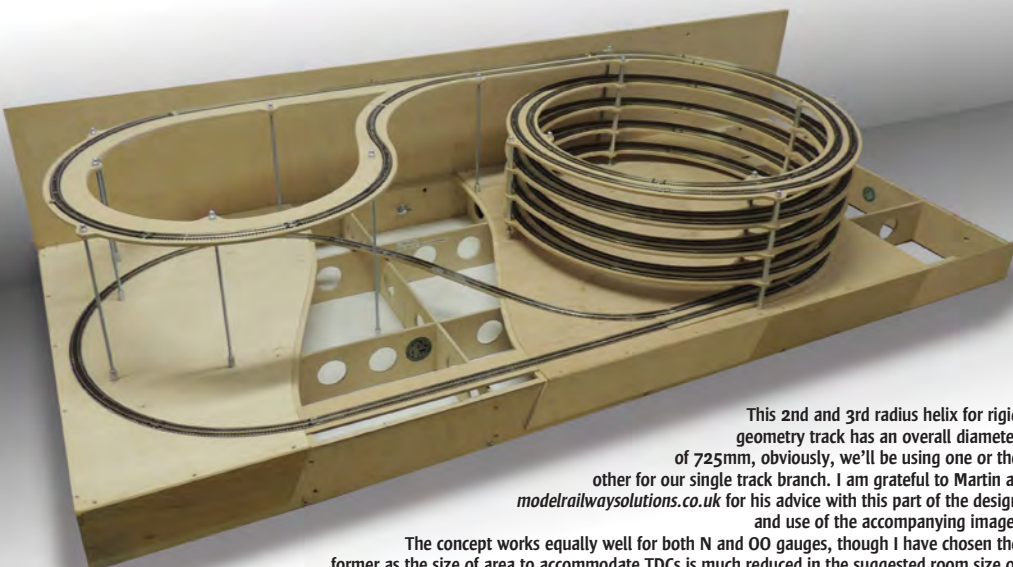
Manipulating the components

Designing trackplans for the N and OO gauge Peco Setrack Planbooks gave me the opportunity to experiment with various track components. For the purpose of the books I was obviously limited to the prescribed geometry, aimed at a particular market, and whilst I'd like to think the designs broke away from tradition, understandably, they were always going to have limitations when considered against their flexible counterparts. I remembered, as a young man, the dilemma of realising that very difference and thinking the only solution was to sell up and start again.

Now, that's all very well for those on unlimited budgets and in addition, certainly in more recent times, I've become acutely aware of the number of modellers who don't relish the idea of cutting flexible track. By complete accident, well at least initially, I stumbled across ways of connecting rigid geometry track, the sort Peco, Bachmann, Hornby and some of the European and American companies sell, in a way not described in their catalogues. The result has been potential for more imaginative layout designs and improved appearance, especially in the spacing between tracks. In this issue, I'm going to look at a number of different applications for rigid geometry track, some quite simple, others a little more complex, fortunately there's no track cutting involved at this stage.



Let's start by reducing the gap between two or more parallel tracks. Here's a standard 'Y' point, ST-247 with short ST-227 curves on both forks. Follow on with straight track in parallel, for as far as you need, then repeat mirror image at the other end, creating a loop. Note that spacing between the double track is now at approximately 50mm (2") centres, similar to flexible systems. In terms of application this arrangement would be ideal for a single track branch line station with a passing loop and two platforms. Whilst this provides considerable improvement, it still promotes parallel straight track, usually coinciding with the baseboard edge.



This 2nd and 3rd radius helix for rigid geometry track has an overall diameter of 725mm, obviously, we'll be using one or the other for our single track branch. I am grateful to Martin at modelrailwaysolutions.co.uk for his advice with this part of the design and use of the accompanying image.

The concept works equally well for both N and OO gauges, though I have chosen the former as the size of area to accommodate TDCs is much reduced in the suggested room size of 12' x 10'. Note how the corner baseboard sections vary in size depending on trackplan. As a result some scenic baseboard lengths vary and may not be the same as the one above/below.



Bideford is an interesting and unusual location with its nearby hotel and terraced properties. It's a great choice to include on a lengthy branch due to its unique appearance, not a repetition of the station before or one after.



Torrington station was unusual with its in-line crossover between the two platform faces. In all other respects it's your average branch layout with part of the goods yard given over to milk traffic, one of two surviving commodities, ball clay from Marland being the other.



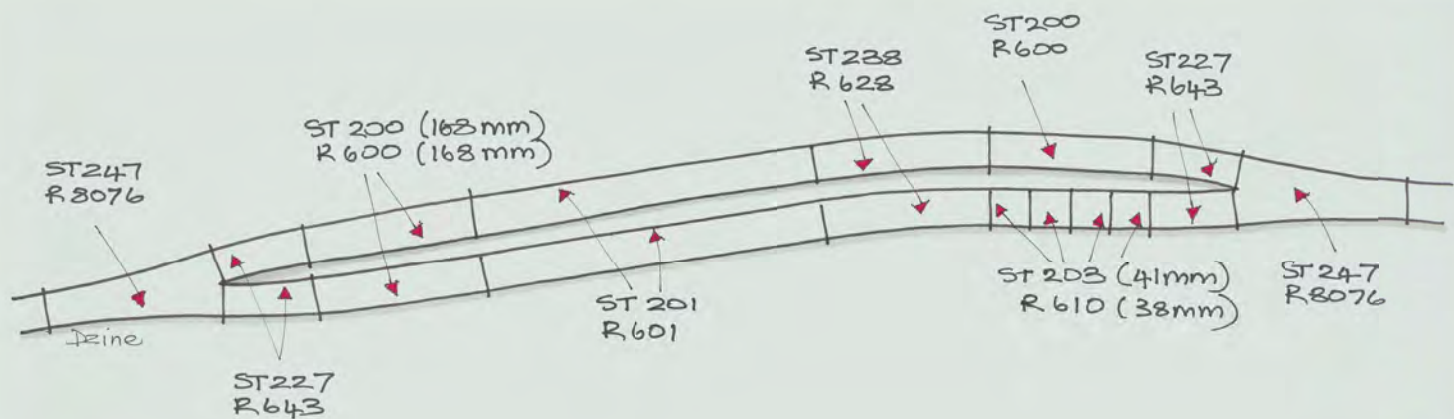
The Marland area was well known for high quality ball clay and the works, part seen here, had a standard and 3' gauge internal railway system. The former comprised of a loop and sidings including a mixed gauge transhipment shed and a locomotive shed. The latter, more extensive, system had numerous drying sheds, storage shed, weighbridge, large shed and tracks serving the quarries/mines. Two standard gauge shunters were retained, in the more recent period; a 60/66hp 6B Fowler and an 80hp 6A Fowler. All photographs were taken in 1983/84.



Watergate Halt allows for some spectacular wooded scenery and I've included the solitary siding for timber pit props to provide additional traffic.



This version of Torrington Viaduct, 700' long and 40' high, built in the early-1920's, replaced an earlier timber fanned construction built for the Marland Light Railway and situated to the left, and roughly parallel with the current structure. The layout will require a dropped section of baseboard to accommodate the river and I have spaced the tiered baseboards wider on this level to facilitate the viaduct, though not to prototype dimensions!



By using two Peco ST-238s or Hornby's R628, the largest rigid curve currently available, we can make an interesting bend along the two straights whilst ensuring enough space for rolling stock clearance. Unfortunately, the same curve in parallel creates different spacing for the adjoining standard straight on the inside curve, which now needs to be slightly shorter. This sounds complex but in fact it isn't. To answer the problem we need to expose another geometrical myth. The various divisions of the standard straight do not add up to its overall measurement. So in the Peco range 4 x ST-203s = 164mm, 2 x ST-202's = 158mm. Hornby's R610, is shorter than an ST-203 at 38mm and when you multiply it by four comes in at 152mm, whereas the standard straights in both ranges are 168mm long.

I've tested this theory using Hornby's 1/4 scale plastic templates and the result is shown in the accompanying drawing. Note therefore the four short straights may only work lengthwise with the Hornby unit. Furthermore, Atlas 847, Code 100, Straight Snap Track Assortment, which is compatible with UK track products, provides us with a selection of short straights; 3/4", 1", 1 1/4", 1 1/2", 2" and 2 1/2" long and 24 rail joiners, ideal for making any small gap adjustments in the sort of arrangement shown here.



I'm extremely grateful to Stuart at Gaugemaster for his help and advice with Atlas products and kind permission to use the accompanying photograph. Next time I'll be looking at how to include the loop into a layout and adding a number of other track design features that manipulate the geometry, for a more realistic effect.


3 PAST IN THE PRESENT

Sourcing historical infrastructure in the modern world

Such radical changes have taken place across the rail network that at first glance it might appear as if everything has been modernised or swept away. From a modelling point of view, referring to documentary evidence is often considered as the only principal method of research and we don't value getting out and about to look at what's left of historical reality. In fact, I think it's a serious omission, compounded by the apparent inability to really look at what we take for granted in everyday life.

I frequently undertake photographic surveys of both closed and operational lines and do so as a reference to enhance the realism of my layout designs. It never ceases to amaze how much of the past is still with us. Patience and diligence in one's exploration will often bring useful rewards. Recently I've undertaken a number of large layout schemes with the need for a major town or city station. In doing this you can refer to real life examples and for the purpose of this exercise I've used Hull Paragon.

All of the accompanying photographs have been 'carefully' taken and then further edited to remove any modern incongruity. Printing in black and white enhances the historical look and, in my opinion, it would be difficult to tell some of these images from August, 2011 apart from genuine steam or early diesel period examples. As such this process becomes an essential resource to authentic planning and design of a layout, especially if you're too young to remember how it really looked, you just have to find examples that meet your need.



There are many incongruous modern items adjacent to this feature, blot them out and you have the original side entrance arched entrance.



From my point of view this is probably the weakest of the series. My memory suggests both the glass and timber panelling would be extremely dirty. The roof in all other respects retains much of the original charm.

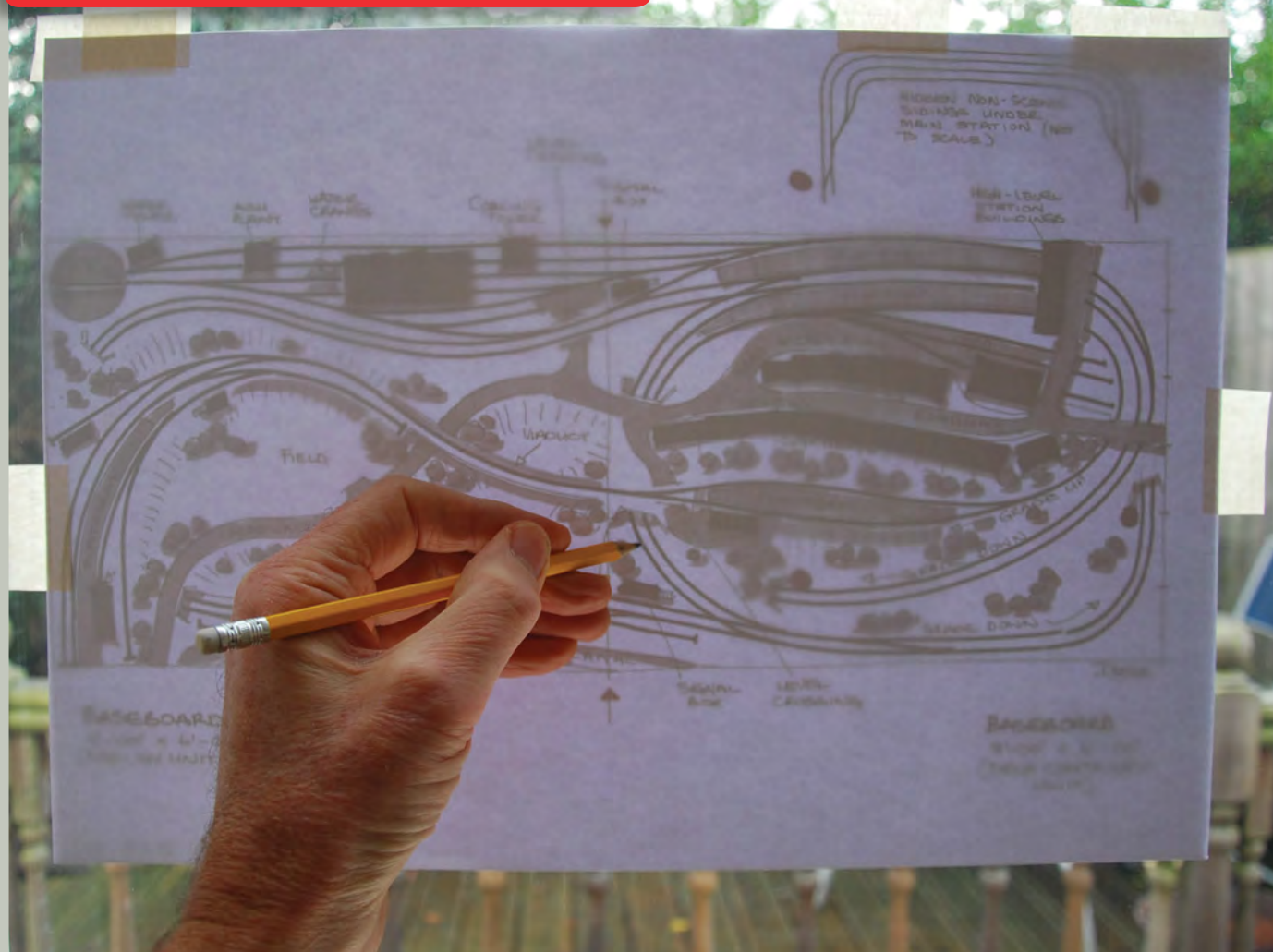


This side elevation is packed with period detail, with its extensive wooden panelling and foreground barrier fence.



My favourite is this three-quarter view with 'period' postbox. The modern floorcovering is the only giveaway and in my opinion not that noticeable!

4 DESIGN AND DRAWING



Developing a design

I'm sure we all venture through a number of trackplan iterations before arriving at a final result. If, like me, you draw in pencil, sometimes the paper starts to wear a bit thin with subsequent revisions, or worse, where a large scheme is involved, you don't want to start again from the beginning having committed so much time in

development. Rather than redraw from scratch, a tracing can save considerable time and effort. Many artists use a light box in order to trace from paper onto paper, but, unfortunately, they're expensive to buy and cumbersome to store. Any reasonable size window will act as a light box by allowing light through an original drawing so that

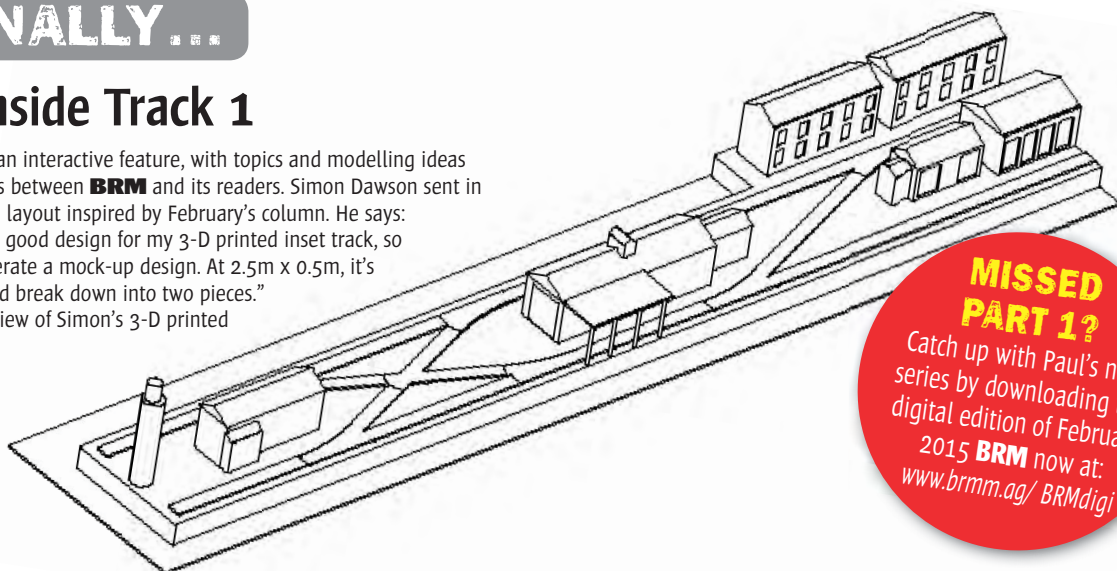
it can be clearly seen and traced onto a second, top sheet. As seen here, use low-tack masking tape to hold your original at a height that suits your drawing arm position. Place a new sheet on top of your original, tape in place, and start to trace. It's that simple, the only drawback is that it only works in reasonable daylight!

5 AND FINALLY...

Inspired by Inside Track 1

'Inside Track' is intended to be an interactive feature, with topics and modelling ideas flowing backwards and forwards between **BRM** and its readers. Simon Dawson sent in this CAD mock-up of a dockyard layout inspired by February's column. He says: "I thought that it might make a good design for my 3-D printed inset track, so I used my CAD program to generate a mock-up design. At 2.5m x 0.5m, it's a bit too big for me, but it would break down into two pieces."

Look out for Phil Parker's review of Simon's 3-D printed inset track in **BRM** soon.



**MISSED
PART 1?**

Catch up with Paul's new series by downloading the digital edition of February 2015 **BRM** now at: www.brm.ag/BRMdigi

Nuremberg Toyfair 2015

Ben Jones reports from the world's biggest toy and model trade fair, and discovers plenty of exciting new products for UK railway modellers.



Every year the German city of Nuremberg is host to the world's largest trade fair for toys, games and hobbies. With 2,700 exhibitors from more than 60 countries displaying around one million products (75,000 of which are new) and 75,000 visitors from 120 countries, it's a major event by any standards.

In amongst the cuddly toys, radio controlled drones, die-cast models and action figures is an entire hall dedicated to model railways. All the major European manufacturers are represented, as well as a large number of others from Europe and further afield. From a British point of view, the main attractions are the Hornby International and Bachmann Europe stands, but there is plenty

more to interest us, whether it's new tech, DCC equipment, scenery products (lots of scenery products!) or a glimpse at developments that will hopefully be seen on our models over the coming years.

For those interested in the new items from the big manufacturers, click on the links below to discover what they have in store.

HIGHLIGHTS

Oxford Diecast had decorated samples of its new 7-plank coal wagons on display (Photo 1).



When asked about the red painted inside of the bodies, Oxford told us that this will be painted in appropriate colour on production models. It is also addressing the length of the couplings before production starts.

SHOW REPORT



Oxford is also working on a wide range of new die-cast vehicles in 1:76 scale for release in 2015. Those suitable for model railway use include a Komatsu tracked excavator, Freightliner DAF container lorry (Photo 2), Volvo 240 Estate and three generations of Ford commercial vans - the Thames Trader and Transit Mk 1/Mk 3 (Photo 3).

or ungated crossings, a relocatable equipment building and CCTV cameras on posts. Meanwhile **Wills** has also gone 'modern' with a modular modern industrial/commercial building system known as 'Wills Modern' (Photos 5 & 6). Components will allow various styles of industrial units, out-of-town retail unit and supermarket frontages, loading



Several new products are promised by **Peco** across its own ranges and those of **Wills** and **Ratio**. Pre-production samples of the 4w Glyn Valley Tramway coaches (Photo 4) and wagons were on show, along with a 4mm scale laser-cut small wooden station building (LK-200). Track-wise, new O gauge Setrack No. 2 radius turnouts and OO9 Radius No. 1 turnouts are planned, along with an SM-32 gauge bufferstop track.

From **Ratio** a new family of modern level crossing components should be popular. It includes gated



bays to be assembled in full or low relief. **Deluxe Materials'** next new product will be 'Strip Magic' (Photo 7), a safe, effective paint stripping liquid that softens up paint and printing, which can then be removed with a cotton bud. We'll show you how to get the best from this product soon.

Piko has developed a new DCC system 'Piko SmartControl' - the handset combining touchscreen control with a proper wheel for speed control, selection of features and so on. Capable of storing up to 16,000 locomotives, 1,000 accessories, running 28 functions per locomotive and consists of up to four locomotives it will soon be available in the UK via Gaugemaster.

Preiser has been persuaded to reintroduce a small range of 1:76 scale figures for the UK market; 11 sets include a range of passengers (seated, running, waiting), British police and BR station staff plus a set of cows.

Turkish firm **Proses** is to release two pre-wired switch boards with LED indicator lights for controlling up to six solenoid point motors or signals or the same number of lights, turntables of accessories. These neat and easy to install units should be available in the UK via Golden Valley Hobbies. Proses is also releasing a modular helix system in clear acrylic (N) or PVC (HO/OO) which can be assembled without tools.

Best known for its DCC equipment, **ESU** is moving into the garden scale and Gauge 1 RTR markets. For G scale, its debut model is a Swiss Rhaetische Bahn electric railcar with a host of digital functions, including automatic raising and lowering pantograph, sound, squealing flanges on tight curves and various lighting options. In Gauge 1, ESU is working with **Heljan** to produce the legendary Danish NOHAB diesels.



TRENDSPOTTING

Apart from radio controlled drones, which seemed to be everywhere in all shapes and sizes, there were a few noticeable trends visible in model railways this year.

1) Options: With a drive to attract younger modellers at one end and provide ever better detail and features at the 'top end', whilst keeping prices realistic for those in the middle, there's a noticeable stratification in the offers of many companies. A good example is Brawa, which has started offering 'Basic' (DCC Ready), Basic+ (DCC Ready with extra lighting features) and 'Extra' (DCC fitted with sound and extensive lighting features) options on its new HO locomotives. Would this work in the UK? Would enough British modellers spend around £350 for a high-quality diesel locomotive with all the bells and whistles?

At the same time, the big German companies such as Roco and Maerklin are pushing their very basic train set ranges aimed at young children, as well as much more sophisticated models aimed at adult collectors and a great deal of items in between.

2) Barrel Scraping: A crude term, but appropriate as manufacturers search for interesting new subjects to extend their ranges. Just as in the UK, where numerous obscure subjects and one-off prototypes are appearing, the German market in particular is seeing some esoteric new models being announced. To balance this out slightly, the big manufacturers are also upgrading the most important classes with new tooling. Perhaps British suppliers will start to look again at some of the staple OO gauge locomotives as new subjects dry up?

3) 3-D Printing: It's been around for a few years, but is really starting to make its presence felt in mainstream model railways. As it was with laser-cut card kits, Noch is an early adopter of 3-D printing for mass production, introducing a small selection of highly detailed station and lineside detailing packs. Laser-cut kits also continue to march on, with a large number of suppliers (large and small) including them in their ranges and encompassing everything from weathervanes to giant industrial buildings.



On a smaller scale, ESU's range of 'Engineering Edition' EMD Class 66s now includes British 66001 in DB Schenker traffic red (Photo 8) and a Freightliner green/yellow machine, albeit from the company's Polish operation. Costing €400 (around £300) each, these HO scale models feature extensive sound, lighting and smoke functions.

Scenery specialist **Noch** has an extensive programme of new releases, which will be available in the UK via Gaugemaster and its stockists. Most



10



interesting were economy packs of painted and unpainted 1:87, 1:120 and 1:148 scale figures due for release in July. A starter pack containing 144 figures, three paintbrushes and eight tinlets of Revell enamel paints should prove very popular. Scenic products include several new laser-cut building kits, Mediterranean trees in three scales, embankment vegetation, new tree kits for novices and experts, ploughed arable land moulded in hard foam and various new culverts and underbridges also in hard foam. Various new 3-D printed items are also promised (Photo 9), although apart from a pallet truck set, these are largely German outline items.

Woodland Scenics' big new release is the impressive 'Just Plug' modular lighting system (Photo 10). No electrical knowledge or special tools are needed to install the equipment, as the name suggests, everything just plugs together around 'Light Hubs' powering stick-on LEDs inside your buildings. Usefully, the hubs have dimmer switches on each output, allowing you to set the

brightness of each LED. The complete system should be available in the UK soon via Bachmann/WS stockists.

One of several companies displaying excellent building/structure kits, but not widely known in the UK was **Hack Bruecken** (Hack Bridges), which has a superb range of pre-assembled metal bridges for N, TT, OO/HO and O gauges (Photo 11) at very reasonable prices and in many shapes, sizes and designs. Since 2014, Hack is also producing a small range of laser-cut card bridges and supports for HO scale. See more at www.hack-bruecken.de


Branching out from its usual model road vehicles, **Rietze** is introducing a modern multi-storey car park in 1:87 scale, typical of those being erected at many busy commuter stations. It should be suitable for British modern image OO layouts (Photo 12). Also planned is a small, ready-built modern bus station priced at €40. See www.rietze.de

Highlight of the new **Faller** HO scale range is a kit of a 21st century regional station building (below), complete with 'eco' features such as photo-voltaic panels, a green roof and extensive

glazing to allow natural light to fill the interior. Although based on a German prototype, it could easily be adapted for British use. Due in June, it will be available via Gauguemaster and stockists. No UK price has yet been announced.

Staying on the plastic kit theme, the 2015 **Kibri** programme includes a superb HO scale electricity sub-station (Photo 14) of similar design to those seen alongside electrified main lines. Kibri's parent company **Viessmann** is introducing an ingenious motorised open wagon, designed to work with unpowered engineering vehicle kits, road-railers and cranes. The four-wheel dropside wagon not only has a near-invisible drive mechanism to both axles, but also features configurable steam or diesel sound, an in-built decoder and working red tail light. See www.viessmann-modell.de for more information.

14



Finally, Austrian giant **Roco** is making progress with a model in 1:87 scale that may also appeal to British modellers. The US Army Transportation Corps S160 2-8-0 (Photo 15) was briefly used in this country during the Second World War, and distributed all over mainland Europe after mid-1944. Roco's HO model will be offered in USATC, Italian, Hungarian and Chinese guise, with release likely in 2016. A 3-D printed prototype was on display (below).

* For more information and links to manufacturer websites, see the **BRM** blog at www.rmweb.co.uk.




12

13



15




11



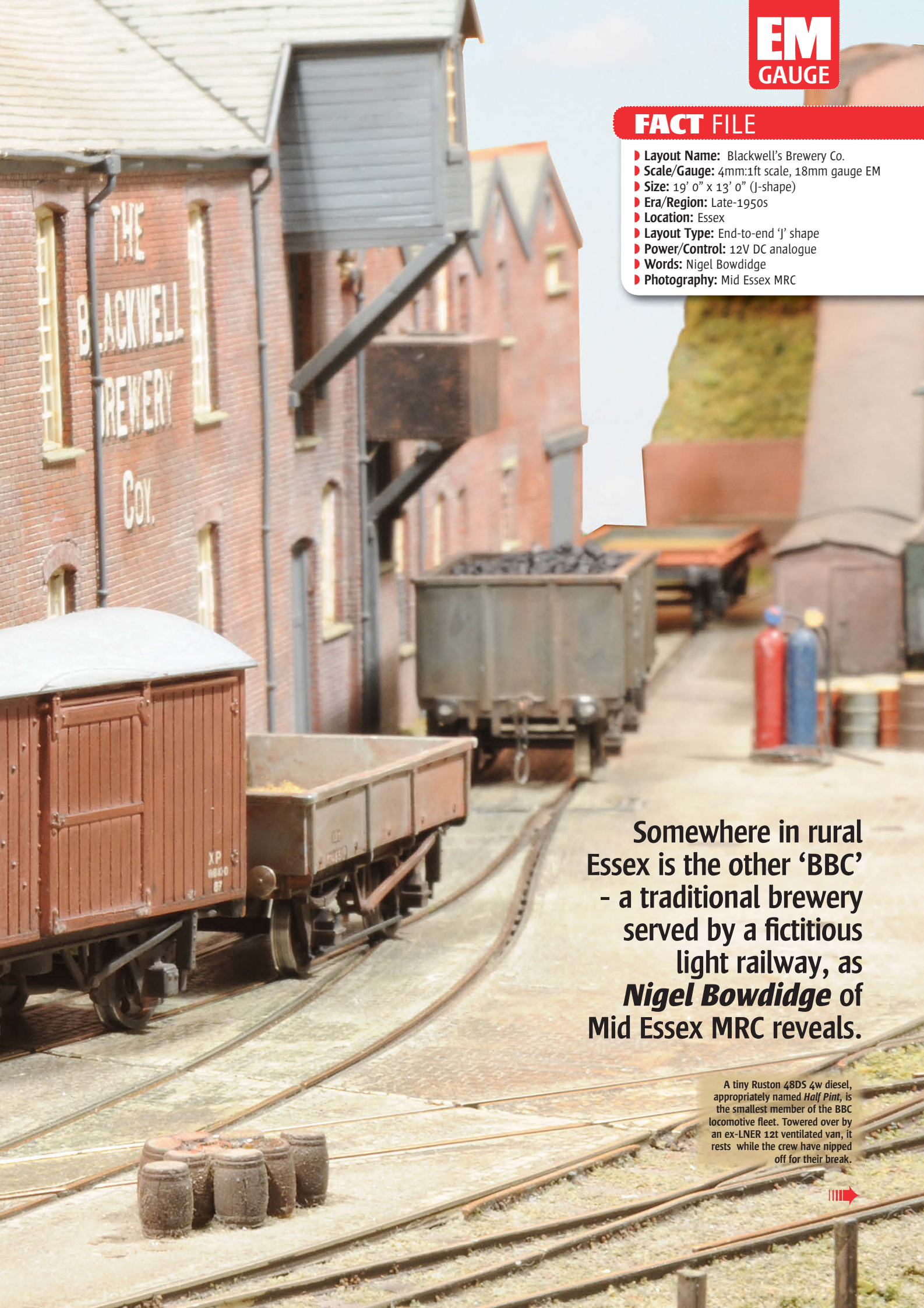
LAYOUT FOCUS

BLACKWELL'S BREWERY COMPANY



FACT FILE

- **Layout Name:** Blackwell's Brewery Co.
- **Scale/Gauge:** 4mm:1ft scale, 18mm gauge EM
- **Size:** 19' 0" x 13' 0" (J-shape)
- **Era/Region:** Late-1950s
- **Location:** Essex
- **Layout Type:** End-to-end 'J' shape
- **Power/Control:** 12V DC analogue
- **Words:** Nigel Bowdidge
- **Photography:** Mid Essex MRC

A detailed model railway layout featuring a red brick building labeled 'THE BLACKWELL BREWERY COY.' on the left. A series of freight cars, including a brown one with 'XP 1000 87' and a grey one filled with black coal, are on tracks. In the background, there are gas cylinders (red and blue) and a small building. The tracks curve through the scene.

Somewhere in rural Essex is the other 'BBC' - a traditional brewery served by a fictitious light railway, as ***Nigel Bowdidge*** of Mid Essex MRC reveals.

A tiny Ruston 48DS 4w diesel, appropriately named *Half Pint*, is the smallest member of the BBC locomotive fleet. Towered over by an ex-LNER 12t ventilated van, it rests while the crew have nipped off for their break.





Borrowed from the Yarmouth Docks line for trials in Essex, Drewry 0-6-0DM No. 11111 displays its protective skirts for tramway operation as it trundles past the brewery connection with short mixed goods.

The Blackwell's Brewery Company (otherwise known as the BBC) has been part of the Mid Essex club for more years than many of us care to think. It is based on a 'might have been line', a light railway that was proposed in 1919 to run from Shenfield, on the Great Eastern main line out of Liverpool Street to Colchester, through the Essex countryside to join the GER again at Ongar. We have assumed the railway was built and then later upgraded to take larger locomotives than would normally have been seen on such a line, and like many other groups, we find the late-1950s a most interesting period to model with both steam and diesel traction available.

A GROWING LAYOUT

Currently the oldest part of the layout, the two brewery boards were actually the second set of boards built. The layout was originally a straight end-to-end with a small single platform station named 'Swallows Cross' (after a local small hamlet at a road junction) together with a loop and siding. This served a loading bank with a narrow gauge line that ran down to the road and off-scene. The two boards that comprised the layout were book-ended by two small turntable fiddle yards and the whole layout was built in the early-1980s on secondhand baseboards.

After a few years the original 'Swallows Cross' needed more operational potential so we decided to extend the layout with a small industry for shunting. To add interest the new section was to be on a curve, making the layout 'L' shaped, and various designs were drawn up, argued over and finally the layout we have today was settled on.

The discovery of some old BBC transfers forced our hand as to the type of industry the sidings would serve.

Our sad minds had already decided that the company name would be 'Blackwell', the second B forced us to choose between a brewery or brickworks; no contest really! New six-road turntable fiddleyards were also built and these replaced the previous smaller ones.

This 'L' shaped configuration served the club through to 1990 when it was decided to retire the 'Swallows Cross' boards on grounds of old age. These were sold off and still survive today in private ownership.

The brewery boards sufficed for a while but after a few years thoughts turned again to building another extension. Two more boards were constructed, replacing the old station, but this time making the layout a 'U' shape. Plain track on a curve extended the layout from the brewery through a cutting to the fiddleyard.

This formation served us for several years despite the occasional comment overheard at exhibitions; "It's not a proper layout, it hasn't got a station!"

Despite the lack of room in our then clubhouse the decision was once again taken to extend. This time we added to the other side of the brewery so that the main line would run in a sinuous curve past an extension to the brewery sidings forming a run round loop for arriving trains, along with a steam shed and diesel servicing siding. Two more boards thus changed the shape of the layout again, this time into a 'J' shape, and to ensure that we had a 'proper' layout, a small halt was added by the road bridge, the platform being deliberately short so that only a few passenger trains can stop there.

BUILDINGS

In the mid-1980s, there were only two breweries working in Essex, the big Ind Coope complex at Romford and the

much smaller Ridley's at Hartford End near Felstead. Although Ind Coope was rail-served for many years, Ridley's was a small Victorian brewery in the middle of nowhere. A visit was duly arranged, with permission, to photograph and measure various buildings at Ridley's and drawings were produced using the photographs and dimensions. We took the main elements of the brewery and mirror-imaged some of them to fit our site.

Alongside the brewery are the office buildings with a siding running underneath from a wagon turntable. These were based on a building then extant in Commercial Road near Gardner's Corner in East London.

All of our buildings were produced using a mixture of plastic card and the then new Formcraft brick mouldings. Slate roofs are represented by plastic strips cut to resemble the individual slates. We did try the individual slate method but didn't have enough time or sanity!

The main brewery buildings form a backscene to the yard and include a tall chimney. As we leant over the buildings for shunting purposes we realised that there was a strong chance of knocking the chimney and damaging it, therefore it was designed in two halves with the top half of the chimney slotting into the lower half so if it does get knocked, it will just come apart and can be put together again easily.

However our sanity was tested when the roadway was laid in front of the brewery. Isopon car body filler was used to form the road surface around and between the rails. Before it cured it was scribed to represent stone setts using an old compass point.

In the brewery yard we have a wagon tippler based on one that used to be at West Ham power station, and installed, we believe in the 1930s. These tipplers could be

We find the late-1950s a most interesting period to model, with both steam and diesel traction available.

 3

No East Anglian layout would be complete without an ex-Great Eastern Railway J15 0-6-0, soon to be released by Hornby. This kit-built model is employed on both goods and passenger duties, just like the prototype.


 4


KEY DETAILS COAL TIPPLER

The tippler is fully operational, based on the original principles, and is used to bring coal in to the brewery. It was originally powered by an Xo4 motor driving a set of gears from an alarm clock but we managed to wear that out and it is now belt driven using components from an old video recorder. A brewery of the size we have modelled would not use the amount of coal we pass through the tippler so we assume that other industries also receive supplies this way. Regardless of this, the tippler is a popular aspect of the layout and is used rather a lot!







A classic country railway scene as J69/1 No. 68623 rumbles over the short girder bridge with wagons for delivery to the brewery. The J69 shares goods duties with the Drewery 0-6-0DM and various new BR diesels gradually being introduced by the Eastern Region. Note the attention to detail around the railway, such as the bridge itself, signpost, fencing and gates.



LAYOUT FOCUS



 **6**

Diesel railbuses were introduced on several rural lines in East Anglia as BR strove to reduce costs in the late-1950s. A Heljan Waggon & Maschinenbau vehicle passes the brewery exactly the sort of duty they were designed for.

KEY DETAILS USING SCALE COUPLINGS

All stock used on the layout is fitted with three-link or screw link couplings and these help to improve appearances. However for shunting purposes the three-links have two blackened brass links and a bottom link of soft

iron. This means that we can use a magnetic screwdriver to couple and uncouple wagons and we find this method generally easier than fiddling around with a hook of some description.



 **7**

Yorkshire Engine Co. 0-4-0DH *The Bishop* coupled to the brewery's unusual shunters truck converted from an old coal wagon. Note the inlaid track typical of brewery sidings and similar industrial railways.



ordered 'off the shelf' and we were able to obtain copies of the maker's drawings (see panel).

Other items are taken from prototypes seen in photographs. For example, the water tower by the locomotive shed is based on the one that used to be at Upwell; an old GER tender body on a high wooden frame. The halt is a simple structure using a carriage body as a waiting shelter, the inspiration for this being Ashdon Halt on the Saffron Walden-Bartlow line. The diesel refuelling point was inspired by the temporary installation at Ripple Lane during rebuilding in the 1970s.

STOCK & OPERATION

Most of the current goods stock, locomotives and brewery shunters are owned by the club, with reliance placed on club members' own locomotives and carriages for the passenger services. In this way there is enough stock to have 11 trains available for running plus wagons to keep the brewery shunter occupied.

There are three locomotives allocated for brewery shunting purposes, Ruston 48DS *Half Pint*, Yorkshire Engine Co. 0-4-0DH *The Bishop* and an ex-Lancashire & Yorkshire 'Pug' named *Old Bob* (see above), all painted mid-blue and proudly bearing the BBC logo. Other locomotives are used occasionally, in particular a British Railways Drewry 0-6-0DM shunter (later class 04) No. 11111 with skirts and cowcatchers. The prototype was used on the Yarmouth Quay lines in this condition.

The Drewry, along with a BR 204hp 0-6-0DM (Class 03) and a J69 0-6-0T tend to be used on local goods trips serving the brewery. The other club steam locomotive is a J15 0-6-0, generally used on an engineers train, with the three diesels, a NBL Type 2 (Class 21), Derby/Sulzer and BRCW Type 2s used on goods and parcels services.

DMU workings employ a Cravens two-car set or a Waggon & Maschinenbau railbus. An N7 0-6-2T has been known to appear with a quint-art set, and various Gresley and Thompson coaches cover other passenger services. There is still plenty of scope for a wider variety of stock to be built inspired by the many photographs taken of East Anglian railway byways in the 1950s. Our main aim when we take the layout to exhibitions is to keep the watching public entertained. Hopefully we achieve this by running what is a very intensive service for a single-track line as we just keep the trains running from one end to another. That looks after those who like to see the trains moving, and anyone who then enjoys watching shunting usually finds the brewery sidings fascinating, as do the operators.

The turntable fiddleyards have never been hidden away from public gaze as we find that a fiddleyard operator is then available to explain the layout, stock and future exhibition bookings to any interested viewers.

With a turntable fiddleyard trains do not have to be handled unless absolutely necessary. Passenger trains tend to be left alone although goods trains are re-marshalled every so often. Empty coal wagons will

get filled as required and if we are running the sand hopper train then loads will be removed in the 'Ongar' fiddleyard and replaced in the 'Shenfield' yard to represent sand traffic from Southminster to the north.

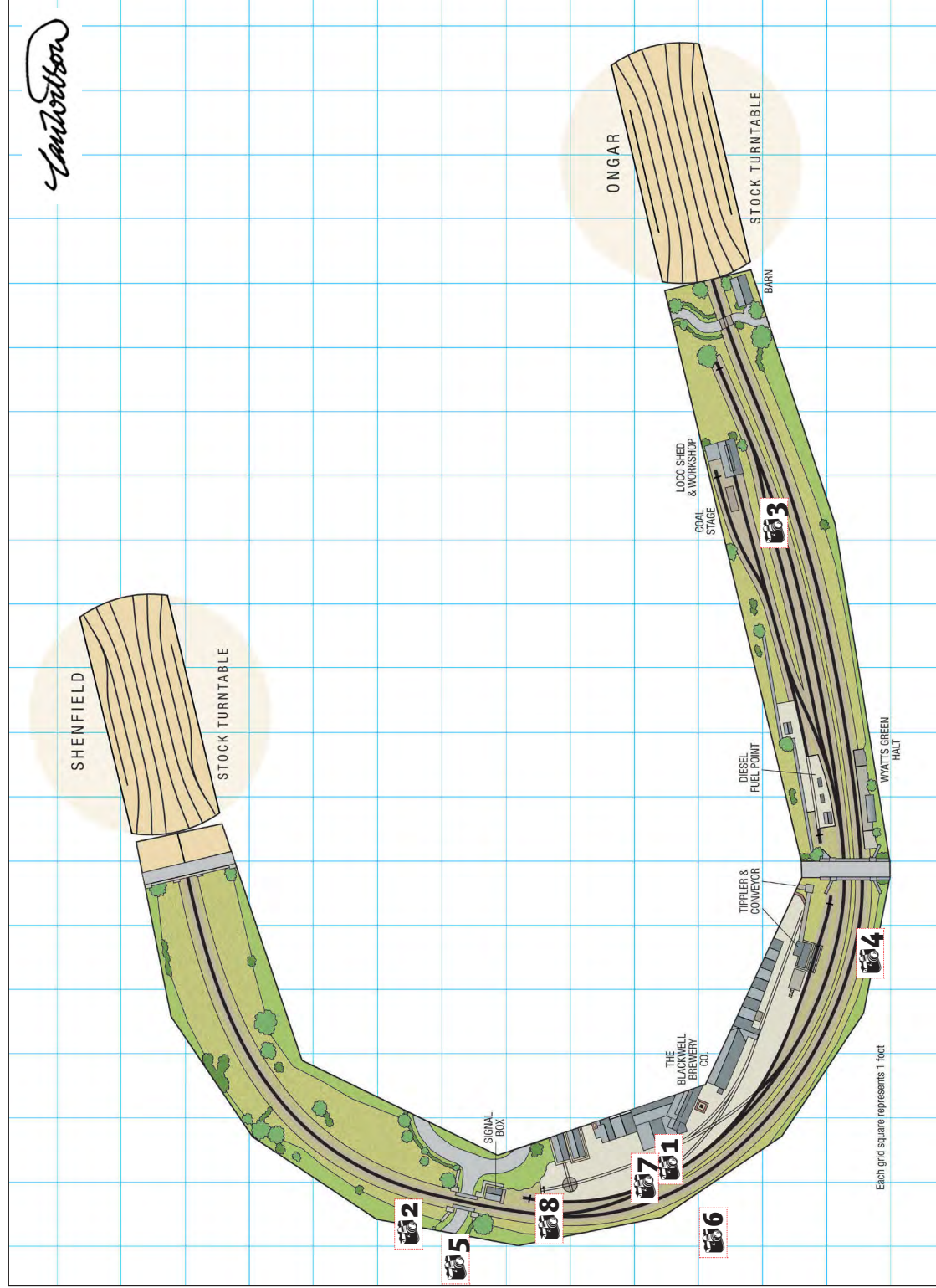
Every so often the brewery shunter will need to send out a train and have it replaced by new wagons. A train of wagons will enter the brewery sidings and get 'locked in' thus allowing trains to run again on the main line. We have an arrangement whereby the only way the point allowing entry to the brewery will work is if an electronic token is plugged in at the brewery. With this in place the point can be changed and the train run in, removing the token from the brewery automatically changes the point back to the main line. The incoming train can then be sorted as required and an outgoing one made up for despatch. When not required for entry/exit to the brewery the token is plugged in by one fiddleyard to allow the main line to be used. The layout has given us a lot of pleasure over the years and still does. It may not get out much on the exhibition circuit these days but it always seems to be appreciated when it does. **BRM**

SEE 'BBC' IN ACTION

The Brewery will be on show at the forthcoming St. Neots Exhibition on the 14th & 15th March 2015 and further details can be obtained from secretary@midessexmrc.org

Our main aim when we take the layout to exhibitions is to keep the watching public entertained. Hopefully we achieve this by running what is a very intensive service for a single-track line.

LAYOUT FOCUS BLACKWELL'S BREWERY



Exclusive
First
Editions

EXCLUSIVE FIRST EDITIONS

Exclusive
First
Editions

YOUR FIRST STOP FOR PRECISION 1:76 '00' SCALE DIE-CAST MODELS & ACCESSORIES

VALLIANT / SILVERLINE



23323
AEC RF COACH

GREEN LINE NBC



17311
LEYLAND NATIONAL MKI LONG

GREATER MANCHESTER TRANSPORT



18014
DAIMLER MCW FLEETLINE

MIDLAND GENERAL



38117
BRISTOL VRT

WILTS & DORSET



27318
LEYLAND TDI

FIRST EASTERN NATIONAL



26626
PLAXTON PARAMOUNT 3500

BRISTOL NBC



29704
LEYLAND OLYMPIAN

BIRMINGHAM CORPORATION TRANSPORT



18013
PARK ROYAL FLEETLINE

EAST KENT NBC



36903
PARK ROYAL REGENT V

KELVIN CUMBERNAULD'S BUSES



17510
LEYLAND NATIONAL MKII LONG

LONDON TRANSPORT



28824
LEYLAND TITAN 2 DOOR

LONDON COUNTRY NORTH WEST



28910
GM STANDARD ATLANTEAN

PICCADILLY LINE



80403 & 80503
1959 TUBE TRAIN DRIVING CAR

SOLD SEPARATELY

FOR EFE STOCKISTS OR TO BUY DIRECT STOP OFF AT OUR NEW WEBSITE

exclusivefirsteditions.com



EARLY LMS BRAKE VAN

John Cockcroft tests out a recent 7mm kit release from Parkside Dundas.



Parkside Dundas kits are a good way into kit building and into O gauge modelling generally. They are very good value for money, accurate and easy to build. If you have ever built a plastic kit for an aircraft

or ship you will find very little that is unfamiliar in these kits. What's more they come complete and you don't need to know anything else about suppliers of O gauge wheels or other bits and pieces!

This early LMS brake van is not one of the cheapest or simplest of Parkside's kits but is still pretty easy to build. The only area of complexity can be in the brake gear, which is almost invisible under the wagon so boggles can be discreetly hidden away if things get a bit mixed up!

If you get really ambitious you can backdate the model as one of the Midland Railway versions introduced after the First World War. These had a different form of brake gear that didn't have the double bracket featured in this kit. If you get really into it you can model a Midland fitted version which had the vacuum cylinder inside the

van but different mechanism underneath and, of course, vacuum pipes and screw couplings. My model represents the van in 'as new' condition which included a Midland train identification number rack on the side of the body.

The prototype is the earliest mass produced goods brake van built by the LMS from around 1924 until 1927 by which time there were 849 in traffic. They were more or less identical to the final Midland Railway design and lasted in considerable numbers into the 1960s. Some lingered on in departmental stock as late as the 1990s. There were minor variations over time but these are mentioned in the instructions.

It is fun, satisfying and enjoyable to build and the photos and captions give some of the stages I went through when I built the vehicle. **BRM**

TOOLS FOR THE JOB

- Craft knife ■ Tweezers ■ Light flat file
- Round rat tail file ■ Small pliers
- 0.5mm, 1mm and 1/32nd drill bits
- Pin Vice ■ Plastic Weld ■ Super glue

STEP-BY-STEP GUIDE



1

The kit includes wheels, couplings and transfers. There are good photographs of the prototype in *An Illustrated History of LMS Wagons; Vol 2* by Bob Essery. A comprehensive reading list is in the instructions.



I fitted the long handrails on the sides before assembling the body. It is much easier to use superglue from the inside. I soldered the central stanchion wire to the longer rail by poking it through the van side and then clipping it off and gluing it later. I added the MR control number rack on each side - some of these lasted into the 1930s. They were made from 0.5mm by 1mm plastic strip cut to 14mm lengths. They are located with the left hand end starting on the third plank from the end. I spaced them at 17mm; 24mm and 30.5mm from the bottom edge.




I then fitted the other side and end unit to the floor and the ends, trying to get the corners as tight as possible and the whole thing square. I left the model for an hour or two to set, then slotted the inner ends between the sides. A smear of car body filler cured the odd hairline crack in the outside corners.



I much prefer to fit the axleboxes before the solebar units are fitted to the van. Two sorts of axlebox are provided, I used the earlier type, but I have shown a later one here for comparison. I had to drill out the holes in the axleboxes just over 2.5mm so it was an easy fit on the bearings. I superglued the bearings into the axlebox back plate. To allow the boxes to move in the axleguards I pushed the box onto the brass bearing with the back plate fitted into the axleguard, a small drop of super glue on the tip of the brass bearing enabled it to be secured but still left the axle box free to move up and down.

2



I always like to tidy the edges of all parts to get rid of any flash and mould lines, you can also pare down the parts so that they fit tightly together. I use a Swann Morton craft knife in a planing action or needle files and abrasive sticks or blocks.



3


You can fit fine detail after the basic assembly, but I find it easier to fit some detail while the parts are flat. It is easier to fit the buffers and couplings into the underframe when they are already in place. You can make clearance if they get in the way rather than hacking the space out later!

5



The most important parts to get neat and tidy are the outside corners which on the prototype are solid timber. I assembled the sides to the ends as two units and checked they were square. Make sure you assemble them 'handed' - in other words as opposite corners, as it is possible to get them mixed up. Leave overnight to dry then fit the floor to one unit and do any filing and fitting on the floor to get the other unit good and tight at the corners.

8



I fitted one solebar and axleguard unit to the van, ensuring it was vertical to the floor. Then I glued in the underframe moulding ensuring that the second solebar fitted vertically by dry-fitting first. I left this to set and then put the wheels into the bearings and glued in the other solebar unit with the wheels in place. Before it had fully set I checked that all the wheels sat square on a sheet of glass, you can make minor adjustments if there is some rocking.

PRACTICAL BRM



9




Here the van is placed on a sheet of glass to ensure that the wheels will all sit on the track. As the axleboxes can move up and down it is easy to adjust the sit of the vehicle on the glass - on some models I have glued the axleboxes so that it remained square and did not rock. This model seemed happy enough without gluing any of them!

10



The complex part of the kit is the brake gear. The instructions are good and one assembled brake operating unit is shown here prior to installation and the parts of the other. I used a thin broach to open out the holes in all the links so that they fitted together without breaking the pins. I fitted the brake shoe units after I had pared down the backs of the shoes to ensure they were clear of the wheels. Remember to fit the etched end brackets using superglue before fitting in the link units because the bottom link is below the axle.

11




Fitting the link and brake yoke units at each end is a fiddly job and you need fine tweezers and some patience. I found that the units were easier if you glue the linking lugs after you are absolutely sure you have got everything in the right order. It is easy to get the brake yoke on the wrong side of the operating link and you have to take it apart - check before gluing. When the whole lot is fitted and looks like this you can glue everything solid!

12



When the brake gear was complete I fitted the more vulnerable external details such as lamp irons, handrails at the sides of the verandah and the main side steps. The latter should be well secured and I found the brackets to be surprisingly strong. The instructions suggest that the roof and glazing should have been fitted much earlier, but why spray the model with the glazing in place? Similarly the roof has to be fitted after the glazing, so I painted the model in the state shown here.

13



I used grey Halfords car primer and matt black to get the basic LMS colours. The paints don't seem to damage the plastic but I didn't flood it, just in case! I masked the body and windows first and used matt black on the underframe and inside of the van. I didn't want to see the inside, so black is a good colour! I then masked the black parts as shown and sprayed grey. I did the black first as it is easier to match with Humbrol paint than the grey - I preferred overspray on the black.

16

I already have a Parkside LMS brake van which represents the later version with duckets and a shallower openings in the verandah end. Here are the two of them together for comparison - the differences are fairly minor.



14



I picked out white handrails and applied the transfers. The Pressfix transfers are easy to use. Transfix soaks off the backing paper which softens the transfers and enables them to be pushed into the gaps between the planks. Note that the letters are fairly compressed because of the control number rack - some vehicles had compressed lettering even if there was no rack. I painted the verandah floor black and applied black and earth colour mix as dilute weathering inside the verandahs while the roof was off and the glazing absent - much easier! Then I fitted the glazing and glued a good slab of lead to the floor. Finally I drilled a few holes in the floor to avoid any build up of solvent vapours inside the cabin.

15



I glued the roof in place securely and taped it while the solvent hardened. The rain strips are thin plastic strip, I marked the high point on the centre of the roof with dividers and then the low points at each end. The strip was roughly pre-formed, then working from the centre I applied solvent carefully so that the strip formed a gentle curve to the marks at the end of the roof - easier than it sounds! When the solvent set I painted the roof dirty grey. Weathering is subjective - I used a matt black and earth mix concentrated on the underframe and around the ends. I added orange/brown rust to the brakes and in odd places under the vehicle. As with all Parkside kits the model really captures the look of the prototype, and is great fun to build!



Announcing the... Standard RCH 12 Ton Mineral wagon



OR76MW7001

Fear Bros. Staines

Coal merchants in the Staines and North West Surrey district.



OR76MW7004

Weymouth & District Co-Operative Society Ltd., Weymouth

Distributors of coal in the Weymouth and district areas.



OR76MW7002

Leamington Priors Co. Leamington

Gas producers whose works were adjacent to the Grand Union Canal in Leamington Spa.



OR76MW7003

E. Welford & Son - Oxford


Coal Merchants who served the Oxford and surrounding areas.



OR76MW7005

Coventry Collieries

The Coventry Collieries were located in and close to the village of Keresley, Warwickshire and close to the town of Bedworth.



OR76MW7006

The Arley Colliery

The Arley Colliery was situated in the North Warwickshire coalfield close to Nuneaton.

The new Oxford Rail Standard RCH 12 Ton Mineral wagon boasts finely engraved body and underframe detail plus NEM couplings.

The initial 6 private owner wagons herald a new level of detail for the most discerning of model railway enthusiasts.

www.oxfordrail.com

Designed In the UK by Oxford Rail, PO Box 62, Swansea SA1 4YA.

In Pursuit of Excellence

PRACTICAL BRM



Prototype Models have made this kit for many years - it's an attractive prototype and at a fiver, it's keenly priced.

The journey to becoming a great modeller usually starts with a single kit. This 4mm scale model of the engine shed at Sidmouth, Devon, is an ideal modelling project that you'll find enjoyable.

Prototype Models has made this kit for many years - it's an attractive prototype and at 'a fiver', it's keenly priced. Most layouts can make use of a locomotive shed somewhere and even if this isn't exactly what you need, the skills developed building it will be very useful in the future, whatever path you choose.

Even with a pretty simple kit like this, there are some options to consider before starting construction. It's possible to build the walls with greater relief than the model you see here. I chose to go with what the instructions describe as 'the simple version', partly as it involved fewer fiddly parts and is better suited to novices who have never assembled a building kit before.

The other choice I made was to provide a basic interior to be seen through the doors. Locomotive sheds are one of the few buildings where the inside is very visible and yet few kits or ready-built models provide anything to look at.

WHAT YOU NEED

- Craft knife or scalpel ■ Spare blades
- Cutting mat ■ Tweezers ■ 30cm steel rule
- Coloured pens ■ All purpose glue ■ Card glue or PVA ■ Grey paint (Humbrol 66)

"In addition, I find a small snap-off blade knife handy for long cuts and a 15cm steel rule easier to manoeuvre, but neither is essential."



HOW TO BUILD A...

CARD ENGINE SHED KIT

Assembling card kits can be a great first step into railway modelling.

Phil Parker shows just how easy it is, building a kit from Prototype Models - an ideal weekend project.

Here, I've mocked up something using downloadable whitewashed brick patterns, printed onto card and copied the exterior walls. You could upgrade a resin or plastic kit using the same technique. If printing your own bricks doesn't appeal, Superquick includes suitable papers in its range.


There aren't a lot of techniques to learn when building a card kit and essential tools are few and far between. Cut the parts out carefully using a steel rule as a guide and don't get too much glue on them. Perhaps the most important



Beyond the basic build, you might want to think about larger structures. Multiple kits can be joined together to give a larger maintenance facility. A further improvement would be to cut individual slates for the roof. As supplied it is a little plain and flat.

A pile of slates made from very thin card cut into 7mm squares can be fixed with Pritt Stick or a smear of PVA. Overlap them so that only 5mm shows. The work will take a few hours, but the results will be impressive.

After this, the world is your oyster. Scratchbuilding is only one step beyond assembling this kit. You just need to mark out the parts yourself. As I say, it's the first step... **BRM**



The completed shed kit ready to use on a layout. As far as card kits go, this one is eminently suitable for beginners.



The kit bag contains several pre-printed sheets of card, a clear sheet of windows and lengths of wire and plastic rod.

USEFUL CONTACTS

Freestone Model Accessories

Prototype Models SR Loco Shed (ref: 4568)

RRP £5.00

W www.freestonemodel.co.uk

Scalescenes

Painted Brick Texture Sheet (ref: TX05)

RRP £1.99

W www.scalescenes.com


TURN OVER FOR A
STEP-BY-STEP GUIDE




PRACTICAL BRM




STEP-BY-STEP GUIDE



Every part has to be cut from the sheet. Use a steel rule and sharp knife for this. Only remove parts as you use them, and store the sheets somewhere safe until you've finished. Not all the parts are required for the simple version of the shed we're building here.



All the cut edges will be white. Colour these in to match the wall colour or they will be very obvious on the finished model. The colour match doesn't need to be perfect, only brown and grey are used on this model.



The sides are made from two layers of card. Before assembly, I used them as templates to produce identical parts using Scalescenes whitewashed brickwork printed onto thin card. These are fitted after the building is glazed.




With any card kit, it's vital that you assemble the corners correctly so they overlap properly. So long as you line up the outer arches over the printed lines on the inner wall with this kit, you can't go wrong. A diagram in the instructions helps to clarify matters.



The walls are quite thin, so a little bracing in the corners with off-cuts from the kit help. Take as much time as you need to ensure nice corner joints as these are very noticeable on the finished building. Work on a flat surface too so the model sits properly on the ground.



The roof needs to be fixed with the same overhang on each side and end of the building. I find drawing some lines on the back of the card, then assembling the model upside down helps a lot.



Ridge tiles are scored to allow them to bend and also provide a rebate for some plastic rod to sit in as a finishing touch. The red plastic needs a coat of Humbrol 66 once firmly stuck in place using all-purpose glue.



Ridge tiles are scored to allow them to bend and also provide a rebate for some plastic rod to sit in as a finishing touch. The red plastic needs a coat of Humbrol 66 once firmly stuck using all-purpose glue.



If there are spots of excess glue showing on the printed surface, a light spray with matt varnish will remove the shine so you can't see them. This also tones down the slightly shiny printing and provides a key for weathering powders if you decide to dirty the model.



The window material has glazing bars printed on one side. They give a matt finish and this side should face outwards.



With the glazing installed, the inner walls made earlier are fitted. This makes a huge difference when the finished model is viewed through the doors.

6 GREAT BENEFITS OF GOING DIGITAL with **BRM** BRITISH RAILWAY MODELLING

Reading **BRM** as a Digital Edition brings with it a mass of benefits to make your favourite railway modelling magazine even better. Here's why you should check out **BRM** as a Digital Edition...

1

EXTRA PICTURES

The Digital Edition of BRM features additional 'Picture Galleries' which include images not shown in the magazine. These galleries are shown by small dot icons at the bottom of an image. Simply click or swipe the images and you'll see the image replaced with a new picture.

LIVE WEBSITE LINKS

You'll notice throughout the pages of BRM that we link articles in print to additional, free content on either Model-Railways-Live.co.uk or RMweb.co.uk – this could be extra content, bonus images, video or links to forums. Rather than type in the website address and search for the content, readers of the Digital Edition only have to click on the link to be taken to the relevant web page.

2

SAVE MONEY!

You can download the Digital Edition from just £2.49 an issue, that's a saving of £1.26 over the price of the printed magazine. Prices are just:

▶ 1-month rolling subscription: £2.49 per month **SAVING YOU £1.26**

▶ Single issue: £2.99 **SAVING YOU 76P**

▶ 6-month subscription: £13.99 **SAVING YOU £8.51**

▶ 12-month subscription: £26.99 **SAVING YOU £18.01**

3

NO STORAGE PROBLEMS

Admit it, you've got a batch of magazines stored somewhere (probably gathering dust) and it's getting bigger by the month. By changing to Digital Editions, all future issues will be stored on your computer or tablet device. No more falling over piles of magazines!

4

IMAGE QUALITY

We pride ourselves on producing the best possible model railway layout photography and have recently invested in better quality paper to ensure the image reproduction is vastly improved. However, when you view the images on a computer or tablet you'll appreciate just how much better many of the images really are!

5

ZOOM FUNCTION

Reading a magazine on a computer or tablet allows you to zoom into text or images. This is great news if your eyesight isn't what it once was, or you want to appreciate minute detail in an image.

6


For more information and to watch our promotional video, go to: www.model-railways-live.co.uk/digital

PRACTICAL BRM



HOW TO CREATE A...

REBUILT CROSTI 9F




WHAT YOU'LL NEED...

- Bachmann BR 9F 2-10-0 No.92077 (ref: 32-857) www.bachmann.co.uk
- Golden Arrow 'Rebuilt' Crosti 9F resin body kit www.goldenarrow.me.uk
- Peters Spares - Bachmann round head sprung buffer (ref: 36-032) and King boiler handrail with 13 knobs (ref: L5514) www.petersspares.com
- HMRS sheet 14 'BR steam era loco and coach insignia' pressfix transfers www.hmrs.org.uk
- 1mm styrene sheet - Slater's Plastikard www.slatersplastikard.com
- Tamiya X-18 semi-gloss black acrylic paint - Hobby Holidays www.hobbyholidays.co.uk
- Custom etched number and shed plates - Narrow Planet www.narrowplanet.co.uk
- Carplan grey primer and satin black aerosol paint - all good car parts retailers

Ian Mellors shares his account of how he modelled a 9F rebuilt after the unsuccessful Franco-Crosti boiler experiment.

With the impending release of the Hornby Railroad 'as-built' Franco-Crosti 9F, I thought it would benefit modellers who choose to run 1960s-era layouts if I detailed how I made a rebuilt version - something not being offered by Hornby.

I've made several Golden Arrow Crosti 9Fs before. The kit is designed for the tender drive Hornby donor, although it readily accepts the later locomotive-drive Railroad chassis. For this build I decided to use a Bachmann 9F which meant a little more modelling to get the body to fit, but it is well worth it for the superior running characteristics. The donor locomotive had the advantage of a BR1C tender which only needed to have the coal separator moving to a central position to transform it into the BR1B version needed.





CONVERTING THE TENDER

Starting with the tender, the coal separator was cut away at its base using a sharp scalpel. An extension piece was cut from 1mm styrene sheet and cemented beneath the coal separator to raise it in height. Once dry, the deeper separator was glued in the coal space. Tamiya semi-gloss black paint was then brushed over the entire coal space. Any remaining marks from the modification were disguised by adding a real coal load. The tender was then put to one side and attention turned to the bodyshell.

ADAPTING THE RESIN BODY

To start, the casting flash was cleaned with files and emery paper. It cleaned up easily and very quickly acquired the look of the prototype. The cab backhead and floor is a separate casting and was glued using epoxy resin, secured with an elastic band and left to dry overnight. The fill panel that replaces the side chimney of the original version was bonded in place at the same time.



CHANGES TO THE CHASSIS

The task of making the body fit the Bachmann chassis came next. The firebox lower sides below the running plate were removed - the resin was ground away using a rotary tool, providing clearance for the cast version on the chassis. At the front, the dummy frames were cut away from behind the bufferbeam and the moulded lubricators filed away.

Some of the resin was ground away from the underside of the boiler to clear the large cast weight that fits over the motor. The weight was also removed and profiled.

A blanking plate with cut-outs to fit the Hornby chassis mountings is provided with the kit.



PROTOTYPE INSPIRATION

Ten BR Standard 9Fs (Nos. 92020-029) were built in 1955 at Crewe Works with Franco-Crosti boilers. They incorporated a combustion gas fed water preheater sited under the main

boiler that recuperated residual heat in an attempt to increase efficiency.


The short-lived experiment proved a failure and between 1959 and 1961, all ten were

rebuilt, having their preheater boilers and side chimneys removed and converted to a conventional draughting arrangement, but retaining their somewhat unusual look.



COLOUR-RAIL

PRACTICAL BRM




I elected to cut a fresh one over from the kit and bonded to the styrene sheet. The rear fixing was produced by cutting off the large boss under the cab with a razor saw and bonding a suitably sized styrene rod in its place.

Golden Arrow leaves the sourcing of suitable handrail wire, operating rods and other boiler fittings to the builder. Most of the fittings for this build were salvaged from the donor body, carefully removing them from the stock body by pushing the mounting legs from behind with a very small screwdriver. Having built several kits in the past, I have quite a stock of various thicknesses of brass and copper wire which was also raided for this project.

The original under-cab injector pipework and mounting was cut from the donor and fitted below the cab. The handrails could not be recycled from the donor locomotive as the Crosti 9Fs have longer versions that stretch from the firebox all the way to the smokebox front. Two 'King' handrails obtained from an eBay seller were cut and shaped to fit. Gibson handrail knobs and 0.5mm wire could also have been used if the Hornby parts had not been available.

The final construction involved adding the extra steps under the right-hand side of the cab



using Evergreen microstrip cemented in an 'L' section. A set of Comet Models etched steps was fitted to the front and underneath the smokebox door. The donor smokebox handrail and small sections of steel staples for lamp irons completed the face of the locomotive. Safety valves from the donor bodysell and Bachmann sprung buffers completed the detailing.

FINISHING TOUCHES

Construction complete, a good wash in warm soapy water was in order followed by a coat of grey primer. This showed up some porosity in the castings which was filled before the final painting, but that's why it's used. Primer not only keys the top coat, it's great for showing minor imperfections.

Following a few coats of satin black from an aerosol can, the numbers, logos, shed and numberplates were added. A couple of light coats of Phoenix Precision satin varnish were applied by airbrush to complete the 'ex-works' finish. This pristine condition will not suit many and a good weathering would give the locomotive a more prototypical appearance.

A FINAL NOTE

So there you have it, a model of a re-built Crosti-boilered 9F that is arguably more useful to modellers as they ran like this in the more popular 1960s transition era and saw just as much service, if not more, in this rebuilt form.

The project took approximately 16 hours from start to finish, so could easily be accomplished over a week of evenings.

Following discussions with Golden Arrow, a rebuilt only kit at a reduced price of £45 is now available - make sure you select the correct version from the website when ordering. **BRM**



THE HEREFORD MODEL CENTRE

Email: sales@herefordmodels.co.uk
www.herefordmodels.com

4 COMMERCIAL ROAD, HEREFORD,
HEREFORDSHIRE, HR1 2BA

SALES LINE
 **01432 352809**

**OFFICIAL HORNBY
COLLECTORS
CENTRE**

LIMITED EDITIONS

32-900Y	CL108 in Blue/Grey, black window surrounds, Welsh Dragon embellishment on front C970...	£69.95
33-300F	20t Toad Brake GWR Gry Merthyr	£11.35
37-557X	TTA Shell Black 5178	£10.85
37-557Y	TTA Shell Black 5169	£10.85
	<i>All Weathered</i>	
37-659Z	Benzole set of Three	£29.95
37-577W	TTA Shell Black 5172	£10.85
37-675U	Mobil set of Three	£29.95
37-711Y	Pack of 3 GWR Cattle wagons	£27.20
	<i>Non Weathered</i>	
37-711Z	Pack of 3 GWR Cattle wagons	£27.20
	<i>Weathered</i>	
37-730Z	GWR Vent Vans Weathered Set of Three	£25.45

NEW RELEASES

R2881	LMS Class 5 Black	£65.95
R3219	1914 GWR Troop Train	£142.50
R3229	British Monarch	£119.25
R3230	LNER Class J15	£96.45
R3231	BR Early Class J15	£96.45
R3232	BR Late Class J15	£96.45
R3242	BR Early Class K1	£114.25

HORNBY

R3245TTS	A1 Tornado	£135.75
R3188	N2 BR Late	£74.95
R3114A	B1 BR Late	£118.95
R2634	Patriot Class	£74.95
R2744	Schools Blundells BR	£84.95
R2827	Cheltenham Schools	£94.45
R2840	M7 SR	£79.25
R2843	Schools Dulwich SR	£94.45
R2916	CL2800 GWR	£93.45
R2917	2800 Class BR	£103.99
R2917X	CL2800 BR	£106.45
R3010	N15 Sir Sagamore	£119.45
R3010X	N15 SR	£133.95
R3015	Prince Arthur BR	£103.50
R3016A	Standard 4MT BR Black	£109.00
R3017	BR Patriot	£108.50
R3088	LNER Class 01	£97.45
R3100	NRM Flying Scotsman Black	£111.99
R3025	J94 LNER	£55.45
R3204	M7 LSWR	£108.95
R3206	BR Blue Tornado	£98.45
R3228	Austerity NCB	£65.75

HORNBY TRAIN PACKS/SETS

R2696	CL101 - 2 Car	£65.25
R2806	Dean Single LMS Pack	£124.75
R2815	Southern Suburban Ltd	£159.00
R2952	Imperial Airways	£159.50
R2981	London Olympic	£158.00
R2985	Duchess of Carlisle	£179.90
R2986	Date with the Duchy	£179.90
R3059	Tornado Train Pack	£128.45
R3098	BR Tornado	£93.45
R3186	Titfield Thunderbolt Set	£98.45

HORNBY DIESEL/ELECTRIC LOCOMOTIVES

R3161B	SR 2 Bil Green	£120.60
R3290A	BR 2 Hal Green	£113.90
R2486	CL50 - Agincourt BR - 50013	£70.75
R2508	CL121	£47.50
R2508A	CL121	£47.95

R2576	CL56 BR - 56063	£44.50
R2644	CL121 Choc/Cream	£47.50
R2646X	CL56 BR Grey	£83.95
R2647	CL56 BR Grey	£72.95
R2650	CL66	£51.95
R2652	CL66	£51.95
R2755	CL86 BR Les Ross	£43.95
R2803XS	CL31 BR	£163.99
R2900XS	CL31 Railfreight	£179.45
R2977XS	CL08 BR	£158.50
R3038	CL67 DB Schenker	£95.99
R3052	CL56 Richard Trevithick	£98.45
R3141	CL60 Tata Steel	£117.45
R3136	Network Rail Class 73	£53.45
R3135	GBRF Class 92	£61.25
R3177	BR 2Bill SR Green	£123.99
R3178	NCB Sentinel	£44.95
R3180	Tarmac Sentinel	£44.95
R3183	Class 67 Arriva	£107.45
R3268	Class 67 Arriva	£122.90
R3283	Bagwall Shunter	£25.75

HORNBY TRACK

R070	Turntable	£57.95
R083	Buffer Stop	£1.35
R207	Track Fixing Pins	£2.50
R394	Hydraulic Buffer	£3.95
R600	Straight	£1.30
R601	Double Straight	£1.95
R604	Curve 1st Rad.	£1.75
R605	Double Curve 1st Rad.	£2.05
R606	Curve 2nd Rad.	£1.70
R607	Double Curve 2nd Rad.	£2.20
R608	Curve 3rd Rad.	£2.10
R609	Double Curve 3rd Rad.	£1.95
R610	Short Straight	£1.15
R614	LH Diamond Crossing	£9.25
R615	RH Diamond Crossing	£9.25
R617	Uncoupling Ramp	£2.30
R618	Double Isolating Rail	£6.95
R620	Railer Uncoupler	£4.25
R628	Half Curve 3rd Rad.	£1.70
R643	Half Curve 2nd Rad.	£1.40
R3134	Northern Belle Train Pack	£117.00
R8026	Power Track	£3.75
R8072	LH Point	£8.45
R8073	RH Point	£8.45
R8074	LH Curved Point	£14.25
R8075	RH Curved Point	£14.25
R8076	Y Point	£10.25
R8077	LH Express Point	£13.95
R8078	RH Express Point	£13.95

HORNBY TRACK ACCESSORIES

R076	Footbridge	£11.85
R169	Junction Home Signal	£8.50
R170	Junction Distant Signal	£8.50
R171	Single Home Signal	£6.50
R172	Single Distant Signal	£6.50
R189	Single Brick Bridge	£6.30
R394	Hydraulic Buffer	£3.95
R406	Colour Light Signal	£18.95
R499	River Bridge	£10.70
R574	Trackside Accessories	£10.00
R626	Point Underlay	£3.20
R636	Double Level Crossing	£14.50
R638	Track Underlay	£7.95
R645	Single Level Crossing	£8.95
R657	Girder Bridge	£11.45

R658	Inclined Pier Set	£8.50
R659	High Level Pier Set	£5.60
R660	Elevated Track Side Walls	£16.45
R909	Track Supports	£6.45

HORNBY CONTROL EQUIPMENT

R044	Point Switch	£5.95
R046	Two Way Switch	£5.95
R047	On/Off Switch	£5.95
R602	Power Connecting Clip	£1.50
R8014	Point Motor	£3.65
R8015	Point Motor Housing	£2.95

BACHMANN STEAM LOCOMOTIVES

31-001	Robinson BR Late Crest	£94.99
31-002	Robinson BR Early Crest	£94.99
31-003	Robinson LNER	£94.99
31-086	GWR 3200 Class BR Black	£98.50
31-087	DC Earl Class GWR	£110.95
31-117DC	4MT BR Black	£79.45
31-118	4MT BR Green Late	£69.20
31-127	CL3000 BR ROD	£118.45
31-128	BR ROD Weathered	£105.45
31-135	Lady of the Lake	£100.25
31-136DC	D11/2	£115.90
31-213DS	Patriot BR Late	£201.45
32-261	WD Austerity	£110.40
31-284	Royal Scot Ranger	£56.95
31-319	J11 BR Early	£76.45
31-350	Class A2 Sugar Palm	£107.99
32-559	A1 Great Eastern	£91.45
31-462	C Class BR Black	£68.95
31-476A	G2A BR Early	£72.95
31-479	G2A BR Black	£80.95
31-527	A2 Tudor Minstrel A/Green	£96.45
31-550B	V2 Green Arrow	£85.70
31-564	V2 Durham School	£85.70
31-565	V2 BR Green	£85.70
31-626A	Class 3F BR	£71.25
31-627A	Class 3F LMS	£71.25
31-628DC	Class 3F BR weathered	£93.20
31-931	LMS Compound	£112.90
31-933	BR Compound Late Crest	£112.88
31-932DC	BR Compound	£127.75
31-965	A4 Wild Swan BR	£94.45
31-979	Standard BR 3MT	£78.40
32-130	Class 45xx BR Green Late	£59.75
32-140	CL4575 Prairie BR Green	£68.30
32-209	Pannier BR	£53.45
32-231	Fowler BR Black	£49.95
32-260DC	WD Austerity	£125.29
32-500	5MT Class BR - 73068	£70.99
32-550A	A1 Tornado Apple Green	£109.45
32-550B	Tornado BR Green	£127.95
32-509	BR 5MT Early Crest	£104.55
32-954	4MT BR Early	£87.50
32-955	4MT BR Late	£87.50
32-203A	Class 8750 BR Black	£68.65
31-463	C Class SECR	£96.00
31-464	C Class SR	£96.00
31-465	C Class BR	£93.46
31-137	D11/2 Black	£106.20
31-138	D11/2 Black Early	£106.20

BACHMANN DIESEL/ELECTRIC LOCOMOTIVES

31-265	MLV Green	£62.45
31-266	MLV Green with yellow panel	£62.45
31-267	MLV Blue/Grey	£62.45
31-268	MLV NSE	£83.26
31-269	MLV Jaffa	£83.26
31-325DC	CL105 BR Blue Yellow Ends	£92.05
31-326A	CL105 BR Green	£80.50
31-327	CL105 BR Green	£79.45
31-342	Class 04 Green L/C	£48.20
31-375	CL416 BR Blue	£83.99
31-377	CL416 2EPB	£85.99
31-425A	CL411 Green	£103.99
31-426	CL411 BR Green	£103.99
31-535	CL105 BR Blue Power Twin	£84.45

31-536	CL105 Speed Wiskers	£84.45
31-537	CL105 Small Yellow Panel	£84.45
31-575	Windhoff MPV NWR	£104.00
31-576DC	Windhoff MPV NWR	£114.00
31-577	Windhoff Railtrack	£104.00
31-653	CL47 ScotRail	£86.35
31-655	Class 47 Railfreight	£86.35
31-658	Class 47 Petroleum Sector	£97.70
31-995	LMS 10000 BR Green	£89.45
32-034DS	CL20 BR Green	£165.95
32-118	Class 08 Haversham	£61.15
32-166A	CL08 BR Green	£50.95
32-475	DC Class 40 BR Blue	£87.75
32-515A	Derby Lightweight	£93.97
32-531DC	CL55 BR Blue	£89.95
32-616A	Derby Lightweight	£93.97
32-652DS	CL44 BR Blue	£152.95
32-750	DC - CL57 FL - 57008	£52.95
32-904DC	CL108 BR Blue	£96.99
32-906	CL108 Green 2 car	£93.50
32-910	CL108 Blue/Grey	£74.95
32-938	Class 150 Northern Rail	£127.45
32-937	Class 150 Centro	£127.45
32-928	Class 150 Sprinter	£135.95

0 GAUGE

Hel52811	CL52 Western Lord	£459.50
Hel52821	CL52 Western Lady	£459.50
10D-GWR	Ixion Fowler GWR	£220.00
10D-UGR	Ixion Fowler Unlined Green	£220.00

We also do a selection of Limited Edition seven plank wagons, please ring for details

HELJAN

H17101	CL17 BR Blue yellow ends	£84.27
H2301	CL23 Green yellow ends	£94.95
H2306	CL23 Green weathered	£95.95
H2307	CL23 Blue weathered	£95.95
H35111	CL35 Blue yellow ends	£75.75
H5217	CL52 Western Explorer	£78.95

ORDER BY TELEPHONE

Orders taken 6 days a week

9.00am - 5.30pm

Monday to Saturday

Call: 01432 352809

Mail Order Service

**All offers valid to
31st April 2015**

You must state these prices when ordering

POSTAGE & PACKING RATES PER ORDER:

UK Standard..... £3.00

UK Insured..... £6.50

UK Courier Transport & Packing... £9.00

Worldwide at cost. VAT free to non EC

****Train Sets/Packs & Controllers/**

Handsets - Postage charged at cost**

PRICES SUBJECT TO CHANGE

WITHOUT NOTICE

**** Please allow 7 days for clearance
when paying by cheque ****

PLEASE QUOTE SPECIAL PRICES

WHEN YOU VISIT US.

Credit Cards Welcome...

Visa, Mastercard & Switch

YOUR
BRM

READERS' L

Here's your chance to have your layout or project highlighted in the pages of **BRM** for all our readers to enjoy. Send your photographs and text to the address below. We look forward to receiving them!

30 YEARS IN THE MAKING



My first model railway had a Hornby Dublo BR *Duchess of Montrose* 4-6-2 which I started at the age of ten. From that time I've had my layout on a board which I store away when not in use. Over the years it has developed into what you see today.

My hobby is still ongoing due to the wonderful model railway shows that you can go to and gather fresh ideas. Recently I have constructed a fiddleyard at one end of my layout so I can run more trains. This is a great bonus when people come round to see my layout in full operation with all the rolling stock, railway buildings, cars and people in place.

My recent purchases can be seen in the station in the photo above. This is the High-speed Hitachi Class 395 EMU, Bo-Bo Electro-Diesel Class 73 and a Class 416 '2-EPB' EMU set.

John Francis, via e-mail

AYOUTS

DIESEL DEMO LAYOUT



This diorama is for the Ivatt Diesel Re-creation Society which hopes to build a replica of LMS 10000. It will be used at events to feature models of donor locomotives that have components that can be used in the re-creation. It's early days, but having regularly seen the original 'Twins' in 1947 I

would like to see the locomotive live again. To conform to modern regulations it will have to be rather different under the cladding than the originals. The society has acquired an original English Electric rail traction 16SVT diesel engine and Brown Boveri turbochargers.

Don Asher, via e-mail



White Rose Modelworks

Manufacturing Baseboards of Distinction

- * Bespoke Model Railway Baseboards
- * Unique Plug and Latch system
- * Made to suit your space and needs
- * Laser cut Plywood Helixes
- * Four Standard Sizes
- * Bespoke Helixes
- * Track laying
- * Electrics and Scenics undertaken
- * Control Shelves & Backscenes
- * Traversers and Sector Plates
- * Fully Stocked Model Railway Shop

OAKDALE



My name is Alan Oakley and I am submitting a few of my photographs for other readers to enjoy. My room measures 9' 6" x 7' 6" and is home to Oakdale. An 8' x 2' Motive Power Depot is in the living room, started eight years ago, called 'Notsocheep Side'. My wife loves railways too. If you wish, you can visit my blog at www.alvoncas.blogspot.co.uk

Alan Oakley, via e-mail

WRITE TO Readers' Layouts, BRM, The Maltings, West Street, Bourne PE10 9PH

OR E-MAIL brm@warnersgroup.co.uk
and title your email *Readers Layouts*

Contact us

Tel: 01677 422444

Email: info@whiterosemodelworks.co.uk

Website: www.whiterosemodelworks.co.uk

White Rose Modelworks

Unit 10

Bedale Station

Bedale

North Yorkshire

DL8 1BZ



WHAT'S NEW?

News and Events from the model railway trade

HELJAN FALCON SWOOPS IN

**FIRST
LOOK!**

Heljan has released images of the first sample of its latest O gauge locomotive - Brush prototype *Falcon*. The manufacturer has promised the one-off Type 4 in all three liveries it carried, original lime green and brown (Ref. No.: 5300), BR two-tone green with small yellow warning panels (5301) and BR blue with full yellow ends (5302).

Heljan has made it clear that this isn't the definitive model and that it could be subject to further modification, but it is still good evidence that the project is progressing well and currently on time for the expected release date late-2015 /early-2016.

Only 750 models are being produced with an expected RRP between £659.00 and £699.00. These will be split between the three batches with 200 in lime green, 350 in BR green with yellow ends and 200 in BR blue with yellow ends.

Look out for updates on this model and others due soon from Heljan in **BRM** over the coming months.

W www.heljan.dk



TASMA PLANT RANGE UNVEILED

Model and tool distributor Tasma products unveiled a new selection of plastic plants and crops at the Spring fair held at the NEC on January 1-5. The shipment of new items



has departed Vietnam and will arrive with UK distributors over the next month. Details for the new items have yet to appear on its website, but the samples shown at the NEC looked promising.

Made to OO scale, the plants on display included sunflowers and maize suitable for fields, and flowering primula, hedges and other plants for parks and residential areas.

A selection of vegetables (pumpkins, cauliflowers and cabbages) was also shown.

Keep an eye on the Tasma products website for updates and look out for a review of these items in **BRM** soon.

E sales@tasma.plus.com

T 01763 260 716

W www.tasmaproducts.co.uk

CAMBRIDGE CUSTOM


Cambridge Custom Transfers has released four transfer sheets this month including 'One Journey Only - Loco Coal', 'Cond' & chalk markings for mineral wagons (BL144) and Blue Circle Cemflo hoppers, (first batch, original livery); sufficient for four wagons (BL145).

Prices start from £7.00 per sheet (including UK P&p) depending on scale. For full details, and other releases see the website.

E cctrans@hotmail.com

A 6 Roseland Gardens,
Bodmin, PL31 2EY.

W www.cctrans.org.uk



GET IN TOUCH If you have a new product that you would like us to feature, send it to Howard Smith by e-mail: howards@warnersgroup.co.uk



MODEL TREE SHOP CELEBRATES ITS FIRST DECADE

The Model Tree Shop is celebrating its tenth anniversary. Originally founded in Birmingham by two friends, the business has now grown to include scatters, static grass, electronic applicators, hedges, grass tufts and flower beds.

Over 750 tree types alone suitable for scales from 'T' to 7mm make them one of the most comprehensive scenic retailers in the hobby. Visit their website to view the full range.

E sales@themodeltreeshop.co.uk

A 4 David Hume View, Chirnside, Duns

TD11 3SX

T 01890 819 021

W www.themodeltreeshop.co.uk



PRESFLOS FROM KERNOW

Kernow Model Rail Centre has received an exclusive edition of Bachmann OO gauge Presflo wagons. Available as a triple pack (38-260Y) priced at £79.99, the wagons are representations of those used to convey slate dust from Delabole Quarry in North Cornwall. The wagons - numbered B873339, B873341 and B873343 - worked from Wadebridge to Bodmin until closure of the line in 1978.

The product transported was branded as 'Delafila' and was used in

the production of bitumen, fertiliser, insecticides, plastics, paints, adhesives and rubber. The wagons are marked with instructions that empties should be returned to Delabole.

Orders are already being taken, so visit Kernow Model Rail's website for further details and secure yours.

A Kernow Model Rail Centre,
98A Trelowarren Street,
Camborne, Cornwall TR14 8AN

T 01209 714 099

W www.kernowmodelrailcentre.com



DIECAST CORNER

For more diecast models, see BRM's sister titles - Diecast Collector and Collector's Gazette.

OXFORD DIECAST

AEC MERCURY TL Derbyshire Fire Service
(Ref: 76AM005)
OO Gauge



OXFORD DIECAST

VOLVO FH WALKING FLOOR Alex Anderson
(Ref: VOL01WF) OO Gauge

OXFORD DIECAST

RANGE ROVER EVOQUE (Baltic Blue)
(Ref: 76RR003)
OO Gauge



EXCLUSIVE FIRST EDITIONS

LEYLAND NATIONAL Green Line NBC
(Ref: 17311) OO Gauge

EXCLUSIVE FIRST EDITIONS

PARK ROYAL
FLEETLINE
Birmingham
(Ref: 18013)
OO Gauge



B-T MODELS

DODGE PARROT NOSE TIPPER
Hoveringham
(Ref: DA90)
OO Gauge



MASTERPIECE BULLEIDS DUE SOON



The latest production run from Masterpiece Models is due to arrive next month. The un-rebuilt (air-smoothed) 'West Country/Battle of Britain' 4-6-2s are to be delivered as they ran from shortly after the war through to the early-1960s. During these years there were many differences in their appearance including three smoke deflector lengths, the removal of cylinder fairings, changes to slidebar covers, repositioned safety valves and two or three sliding cab windows to name but a few. More fundamental changes were different cab widths, slab or 'V' shaped cab

fronts, and different tender types.

Over a year ago, Masterpiece Models was taking number choices from customers, stating that once a number had been chosen, it wouldn't be used again, making each model unique. All build and livery options were available (except experimental liveries) meaning that any specific 'West Country' or 'Battle of Britain' locomotive at a period of choice could be represented.

Of the 111 models built, only a few models now remain ready to order at £2,950 each. Visit Masterpiece models' website for more details.

W www.masterpiecemodels.co.uk

LSWR 02 FROM CONNOISSEUR

Connoisseur Models has released details of its O gauge kit for a Southern Railway Class 02 0-4-4T.

The 02s were built by the London & South Western Railway for working suburban traffic and later secondary passenger and local goods trains on branch lines, from London to the South West. They were also well known for hauling summer holiday trains around the Isle of Wight.

The kit, priced at £220.00 (incl. postage) is a mixture of detailed etched brass and nickel silver components and is supplied with many small fittings, pipework and cab interior detail. Also included are the fittings

to cover changes through BR days and alternative coal bunkers for Mainland and Isle of Wight versions.

The printed instruction booklets are based around step-by-step photographs of a complete build of a sample model complemented by digitally scanned images of all etched and cast parts to aid identification. The instructions are available to view and download from the website.

A Connoisseur Models, 1 Newton Cottages, Nr Weobley, Herefordshire, HR4 8QX
T 01544 318 263
W www.jimmceown.com



DIARY DATES

4-6

5-6

12

Things to SEE & DO in APRIL

YORK MODEL RAILWAY SHOW 2015

The 53rd York Model Railway Show will be held over the Easter weekend at York Racecourse. Over 40 layouts and 120 stands will be present showcasing the best that the hobby has to offer.

For further updates, visit the York Show website.

A Knavesmire Suite, York Racecourse, YO23 1EX
W www.yorkshow.org.uk

MID-SUFFOLK LIGHT RAILWAY

Celebrate Easter this year with some steam, including a rare 1906 Cockerill. All three locomotives of the Mid-Suffolk Light Railway will run and museum facilities will be open with steam train rides, museum, shop, café and trackside walk plus Easter Egg hunts for younger visitors.

E info@jrcom.co.uk
T 01473 890 622
W www.msrlr.org.uk

GAUGEMASTER - NEW ITEM PREVIEW DAY

A preview and special offer day of new Gaugemaster continental items will be held at its Engine Shed, West Sussex. Samples from Roco, Fleischmann, Noch and Falter, plus layouts and demonstrations. Open 1030-1600.

E engineshed@gaugemaster.co.uk
A Gaugemaster House, Ford road, Arundel, West Sussex BN18 0BN
T 01903 884 488

SMASHING SCENICS FROM SKYTREK



Model and accessory manufacturer Skytrex has added to its number of 4mm:1ft scale wagon and goods yard loads. Of particular note is the barrel bumper pack (4A/001A) at £15.00. Given the number of barrels that travelled via rail carrying bulk goods such as powders or liquids, they were a common sight on loading bays, near warehouses and docks.

In addition, Skytrex has a new collection of water crane kits, an SR column (4LS/001) at £4.50, a platform mounted NER crane (4LS/003) at £7.50 as well as a GWR platform mounted crane (ref: 4LS/004) and ground mounted crane (4LS/004A), both at £10.50. Where necessary the whitmetal and resin kits are supplied with wire, chain, drains, valves and fire devils, used to prevent water from freezing in the crane arm.



Owner Dave Bailey said 'If the current batch of new lineside and accessory items sell well, then there's plenty more to follow it up. We've used our experience from O gauge to target the, hopefully, better selling subjects. It also broadens our product range away from just buildings.'

Full details of all the new items in the range, can be found on the Skytrex website.

A Unit 1, Charnwood Business Park, North Road, Loughborough LE11 1LE

T 01509 213 789

**W (O gauge) www.ogauge.co.uk,
(OO Gauge) www.skytrexmodelrailways.com**



18-19

BARROW HILL ODDITIES GALA

The Roundhouse will hold its first diesel gala since 2009, featuring examples of Class 60, 66 and 68, as well as WR hydraulics. There will be static locomotive displays, free train rides, turntable demonstrations, trade stands and on-site catering including a real ale bar. Open 1000-1700 both days. For more information, see the website.

A Barrow Hill Roundhouse Railway Centre, Campbell Drive, Barrow Hill, Chesterfield, Derbyshire S43 2PR

W www.barrowhill.org

LB&SCR DIGEST TRIAL

- A trial issue of the LB&SCR modellers' digest has been made public. The short online magazine has been created by members of the Brighton Circle to illustrate what can be done to model the LB&SCR and demonstrate some of the techniques used in pre-group modelling.
- Download your copy from the website.
- You can let the Brighton Circle team know what you think about the publication by joining in on the **RMweb** discussion at bit.ly/1KMNJ8o.
- **W www.lbscr.org/lbscrorg/Models/Journal/**



TAKING NUMBERS

2.8

million items a year are produced in Oxford Diecast's Chinese factory. Expansion of

the premises is taking place due to announced projects (see last month's story) and will allow for more items under the Oxford Rail brand to be produced. Reviews of the new models will appear in **BRM** as soon as they arrive.

W www.oxfordrail.com

194,187

pounds was pledged for the N gauge Pendolino project via its kickstarter.com fundraising page. Despite not achieving the £210,000 goal, Rapido trains Inc. has said that it still plans to proceed with the project. Watch a video of the scanning at www.bit.ly/1AeH1qv

W www.ngaugependolino.com

23

new OO scale ready-painted scenic accessories have been added to the Scenecraft range sold by Bachmann Europe. A full list of the new products can be found

on the Bachmann website.

W www.bachmann.co.uk

165

limited edition Dapol 8-plank wagons have been commissioned by Crafty Hobbies of Barrow-in-Furness. The model shop's 2015 wagon is in the all-over black livery of Croppers of Kendal and is priced at £11.00 plus P&P.

T 01229 820 759


W www.crafty-hobbies.co.uk

18 PAGES OF NEW MODELS REVIEWED

HORNBY

LNER

J15



The rise of the small 0-6-0 continues with Hornby's latest new release - a lightweight mixed traffic machine built by the Great Eastern Railway for use in East Anglia. **Ben Jones** finds out if it makes the grade.

Further evidence of Hornby's recovery occurred in mid-February when the company released seven new locomotives in a week - the largest total for around 18 months. Amongst those new releases was a trio of LNER/BR J15s, the first examples of this pretty little 0-6-0 to appear. All previous indications were that the D16/3 and SR 700 Class would arrive before the J15, but it has jumped the queue and is now on general release.

Three versions have been produced in the first batch; LNER black No. 7524, R3231 BR early emblem black No. 65356 and late crest black No. 65445. No. 7524 is in 1930s LNER condition with yellow

shaded lettering and numbers, prior to renumbering under the 1946 system. No. 65356 is in late-1940s/early-1950s guise and has a Cambridge shedplate (31A), dating it before November 1951 when it was transferred to March (31B), while late crest

No. 65445 has a Stratford shedplate (30A), appropriate from January 1961, when it moved to East London from Parkeston shed in Harwich. The latter was one of the last few J15s in service, lasting until August 1962.

All three models are beautifully decorated, with dense, pin-sharp printing on an appropriately matt black base. The BR emblems/crests are a return to Hornby's best work, with several different colours and authentic shading,

particularly on the late crests. Cabside numbers are printed at the correct size and weight on all three models.

Although designed as a goods locomotive, the J15s were often employed on secondary or branch line passenger and excursion trains to the many East Coast resorts served by the LNER/Eastern Region. These models will look equally at home on short trains of Hornby Gresley or Thompson non-gangwayed stock (see Factfile) or mixed goods trains. Bearing in mind the rural, agricultural and coastal nature of much of their territory, typical goods trains would have included fish and fruit vans, grain hoppers and cattle wagons as well as the usual coal wagons and vent vans.



Stratford's No. 65445 was one of the final few J15s in service. Classic GER looks and smaller details are captured very effectively.



Die-cast metal boiler, running plate and cab side sheets give the J15 plenty of weight and an air of solidity despite its small stature.

All three versions are beautifully decorated; the BR emblems and crests are a return to Hornby's finest printed detail.

But enough of the build-up, do they actually look the part?

LOOKS

When you first pick the model up, it is surprisingly heavy for such a diminutive machine. A die-cast metal boiler, running plate and cab side sheets give it weight in all the right places that would be impossible to incorporate otherwise. Of the locomotive bodyshell, only the cab roof, smokebox door and chimney are plastic, giving it a reassuring weight and solidity.

At first glance it conveys the simple, appealing outline of original perfectly, from the convincing front end 'face' to the superb little GER tender with

its asymmetrical spacing. Separate components include the turned metal safety valves and whistle, wire handrails and lamp brackets and a really well detailed boiler backhead illustrating just how basic these Victorian locomotives were.

No. 65445 correctly has a Westinghouse air pump on the right hand side ahead of the cab, whereas the two earlier models are steam/vacuum brake only machines. Anyone contemplating renumbering and detailing J15s should seek photographs of their chosen locomotives; over the decades many alterations were made and there are numerous detail differences across boilers, cabs and tenders that can trip up the unwary modeller. The RCTS 'green' book Part 5 and Yeadon's *Register of LNER Locomotives, Volume 35* are a great help in this regard.



Cab and tender detail is excellent, with lots of separate parts on the boiler backhead, although a footplate crew is essential to finish it off.

FACT FILE

- **MANUFACTURER** Hornby
- **MODEL** R3230 LNER black J15 0-6-0 No. 7524, R3231 BR early emblem black J15 No. 65356, R3232 BR late crest black J15 No. 65445
- **PRICE** RRP: £109.99 each
- **AVAILABILITY** Hornby stockists
- **REVIEW** Ben Jones

PRODUCT REVIEWS

LNER No. 7524 differs from the two BR locomotives in having an original style cab roof with flatter profile. The fit of the higher roof, which is a separate component, was a disappointment on our BR models as daylight could be seen through the gap between it and the cab front.

All three models have the standard GER S23 2,640gal tender, although LNER No. 7524 has two toolboxes at the front of the coal bunker while the BR locomotives have just one. It's a well-crafted model, complete with wire handrails, handbrake lever, separate lamp brackets and the unusual guard irons attached to the rear bufferbeam.

The plastic 'coal' in the tender is

advertised as removable, although we couldn't figure out how to extract it. Optional extras include brake rodding for both locomotive and tender, steam heating and vacuum/air hoses for the bufferbeams and a front coupling.

CHASSIS

Mechanically, Hornby's J15s are as simple and rugged as the prototype. An open frame five-pole motor with skew-wound armature and twin flywheels drives the rear axle, giving smooth and quiet operation. Our samples happily trundled around on level track with 25 wagons or seven bogie coaches in tow.

Removing the locomotive bodyshell is very simple – a single screw at the

Inset The fit of the later, higher cab roof on the BR J15s is probably the weakest aspect of an otherwise outstanding model.

front of the chassis releases it and reveals the mechanism. Two screws hold the tender top in place. It's worth checking your model for excess lubrication on the mechanism after purchasing. Our LNER model in particular had large amounts of grease smothered around the short drive shaft between the inner flywheel and gear tower, and around the inside of the boiler. A few moments spent removing this will save any problems later.

NEM couplers are fitted front and



rear, as well as sprung metal buffers and an eight-pin DCC decoder socket in the tender. This is semi-permanently connected to the motor via wire leads between the locomotive and tender. Hornby's usual plug and socket arrangement can be seen under the front of the tender. There's sufficient space for a standard decoder in the tender and provision has been made for a speaker if you plan to add DCC sound.

Having been overlooked by RTR manufacturers for many years, East Anglia's railways are now increasingly achievable in OO gauge thanks to the release of the essential J15, Heljan's Class 15/16 diesels and Waggon & Maschinenbau railbus, Hornby's L1 2-6-4T, re-tooled B17 4-6-0, Peppercorn K1 and forthcoming D16/3 4-4-0.

There can be no doubt that Hornby has scored another direct hit with the J15. Gorgeous looks, attention to important detail differences, superb performance and excellent decoration are yet more evidence that Hornby is getting back to its best and delivering top quality steam locomotives. Highly recommended. **BRM**



Late crest No. 65445 is the only one with a Westinghouse pump. Smokebox doors, cab roofs and tender toolboxes also vary between the LNER and BR versions.

FACT FILE: LNER J15

Introduced in July 1883 to a design by T.W. Worsdell, 289 of these lightweight 0-6-0s were built, with construction continuing until 1913 over 27 batches under James Holden, S.D. Holden and A.J. Hill. Initially built to solve a shortage of goods locomotives, they would go on to be the most numerous Great Eastern Railway class, designated as Y14s until 1923.

Gradually replaced by larger GER, and later LNER, goods 0-6-0s on heavier duties, the class was nevertheless a great success, thanks to its simplicity and versatility. A light axle loading (RA1 under the BR system) also meant that they could work almost anywhere, a factor that would see some J15s required to work certain branch lines into the early-1960s.

The ultimate demonstration of the design's simplicity came in 1913 when the GER's Stratford Works smashed the record for erecting a new steam locomotive. Y14 No. 930 was assembled in just nine hours and 45 minutes (the previous record of 25½ hours was set by the LNWR) and

sent straight into service, only returning for maintenance after covering 5,000 miles. Stratford's record has never been beaten.

A total of 43 Y14s was loaned to the Railway Operating Division (ROD) for use in France during the First World War, all but one returning to the GER. Withdrawals of the earliest locomotives started in 1922, and continued throughout the LNER period. As LNER class J15, they continued to be used on a wide range of goods, excursion, troop trains and secondary/branch line passenger duties after 1923, although the introduction of LNER J39s relegated them to lighter work during the 1920s. In 1934/35, five locomotives (Nos. 5391, 5405/424/432/438) gained side-window cabs to give crews additional protection when working on the Brightlingsea and Colne Valley lines.

BR Eastern Region inherited 127 J15s in 1948, distributed right across the former GER system, primarily at the major depots at Stratford, Colchester, Ipswich, Norwich and Cambridge, but also as far west as



A typical rural, cross-country passenger duty for a J15; No. 65475 pauses at Long Melford, north of Sudbury, on the Stour Valley line in July 1959. COLOUR-RAIL (BRE2030)

Peterborough. Notable areas of operation included the East Suffolk Line and its branches, the Mid-Suffolk Light Railway, Mildenhall and Snape Maltings branches and parts of the former Midland & Great Northern Joint system, centred on Melton Constable.

The last four J15s 65361, 65464/465 and 65476 were finally retired from

Stratford in September 1962. No 65462 was rescued by the Midland & Great Northern Joint Railway Society and preserved at the North Norfolk Railway. A major overhaul and rebuild has just been completed, which has seen it backdated from final BR condition into GER guise as a Worsdell Y14.

A Brake Third is one of four passenger vehicles in the new Maunsell coach family.



DAPOL SR MAUNSELL COACHES

After many long months of development, Dapol's N gauge Maunsell coaches have started to reach the shops.

These handsome corridor coaches lasted into the early-1960s, working not just on the Southern, but also on inter-regional trains to far-flung destinations such as York and Bradford.

Kindly supplied by Dapol for review is a complete set of vehicles in the elaborately lined dark green of the 1930s Southern Railway. The family consists of a six compartment Brake Third, Third Corridor, First Corridor, Composite Corridor and the useful 'Van C' 4w luggage van.

Dapol's models compare well with drawings in *An Illustrated History of Southern Coaches* (OPC) and capture the distinctive character of Maunsell's design very effectively. The tumblehome looks correct and the proportions of doors, windows and details make for a convincing model. Also captured are the subtle shapes of the Brake Third, which is narrower at the van end.

The underframe has full length footboards and a separate truss rod unit carrying brake cylinder and battery box detail. The bogies are well-modelled

Lovely 'Van C' is the fifth vehicle in the range, and a very fine model in its own right.



representations of the 8' wheelbase Maunsell coach bogie, characteristically inset from the carriage ends. Whilst not quite as exquisitely executed as those on the Hornby Maunsells, the bogies feature plenty of rivets and suspension detail. One plus point is that the footboards moulded as part of the bogie sides are far more durable than their OO counterparts. The blackened metal wheelsets have pin-point axles in brass bearings for extremely free running.

The body has neatly crafted grab handles and flush glazing, which on the smaller windows at least, display a slight 'prismatic' effect due to the comparative thickness of the clear plastic in this scale. Toilet windows are whitened and the labels in the windows are neatly printed. On the corridor side the timber handrails are printed onto the inside of the glazing. The roof has neatly moulded

ventilators, rainstrips and roofboard clips, plus a separately fitted wire toilet water tank filler pipe at each end.

However, the biggest ace up the sleeve of these new coaches is the design of the gangways. Dapol has put some serious thought into solving the age-old problem of the 'daylight' between coaches and devised an ingenious arrangement employing two-piece telescopic gangways connected by an optional, and very simple, plastic connector that fits into the gangways and bridges the gap. Although simple to use if you have nimble fingers (as with anything in N!), it employs some very clever miniature engineering and, if our brief tests are a reliable guide, it works well in the 'real world'. Rapido couplers are fitted in NEM pockets mounted on a cam arrangement to allow them to move closer on straight track. Working in conjunction with the gangways and, if desired, the optional hook type couplings provided, this gives a far superior visual effect than anything seen in British N to date.

Although it will doubtless be overshadowed by its more glamorous sisters, the 'Van C' is outstanding. In terms of shape and detail it is excellent, with features such as the uneven '2+2' planking, raised moulded double doors and metal body bracing carried off with real finesse. Likewise, the underframe is superbly detailed, complete with blackened wire brake pull rods and intricate linkages around the axles.

All our samples were finished in SR

dark green which looks accurate, if a little on the matt side for ex-works vehicles. On balance, the finish is more than acceptable for hard-working vehicles. The intricate lining has been superbly printed throughout, as have the numbers, lettering and other. Remarkably, all the minute printed detail on the coach ends is legible under a magnifier!

It's been a long time since we had anything new in N gauge from Dapol, but the Maunsell coaches have been delivered to a high specification and at a reasonable price. Their superb looks, decoration, detail and a dash of innovation that manufacturers ought now to be considering for all gangwayed coaching stock should make them very popular indeed. **BRM**

FACT FILE

- ▷ **MANUFACTURER** Dapol
- ▷ **MODEL** 2P-012-002 SR lined green Maunsell First No. 7674, 2P-012-052 SR lined green Maunsell Brake Third No. 4050, 2P-012-101 SR lined green Maunsell Third No. 2355, 2P-012-152 SR lined green Maunsell Composite No. 5147, 2P-012-201 SR green 'Van C' No. 448
- ▷ **PRICE** Bogie Stock: RRP £23.95 each, Van C: £15.70
- ▷ **AVAILABILITY** Dapol stockists
- ▷ **REVIEW** Ben Jones



The corridor connection inserts are the perfect finishing touch on these coaches.



Despite not having pipes, couplings or other items from the accessory pack fitted in this shot, the Bachmann E4 is a fine model. Only the wonky front smokebox numberplate and seam on the chimney lets the 'face' of the model down.

BACHMANN

LBSCR E4 0-6-2T

A new ready-to-run 'Brighton' locomotive is a rare event, so **Howard Smith** was keen to find out more about the first of two LBSCR machines from Bachmann this year.

Over the last couple of years, Bachmann has responded to public demand by bringing us a number of pre-grouping steam locomotives, including some very useful small and medium types that lasted into the

FACT FILE

- ▶ **MANUFACTURER** Bachmann Europe
- ▶ **MODEL** 35-077 BR early emblem plain black E4 0-6-2T No. 32556
- ▶ **PRICE** RRP: £99.95
- ▶ **AVAILABILITY** Bachmann stockists
- ▶ **REVIEW** Howard Smith

1960s. The latest of these brings us a rare foray into London Brighton & South Coast Railway (LBSCR) designs with a Billinton E4 'Radial' 0-6-2T. It's a versatile mixed traffic tank locomotive that can be used on secondary or branch line passenger trains or lightweight goods traffic.

Kindly supplied by Bachmann for review is BR plain black No.32556 with the 1950s early emblem. Other liveries soon to be released are No.579 in LBSCR umber (35-075), and No. 473 in SR green (35-076), as preserved at the Bluebell Railway. All have an RRP of £99.95.

From the box, one of the first things I wanted to test was the weight distribution. It's quite easy to get wrong and critical with an 0-6-2T

axle configuration. But, Bachmann has got it right and when on test, the locomotive performed faultlessly. The model shown was a superbly smooth performer on Code 100 track and over short radius Peco points during a long weekend testing at a recent show. Despite the lack of generous vertical play in the rear pony, it is sufficiently pre-loaded, allowing it to travel in reverse without a wobble or derail in sight. The locomotive picks up on all driving wheels and there is sufficient lateral side play to allow it to negotiate tight curves.


So, it runs and performs well, but is it a looker? In the usual Bachmann tradition, the model is covered with detail and fine parts. The roof rivets and firebox backhead in particular are

testimony to many hours of research and work, but it is time well spent - they are both superb! Locomotives from No. (32)507 onwards were fitted with screw reversers and Bachmann has executed this correctly on the model - it's quite visible behind the door. To the right-hand side of the cab is the Westinghouse air pump, a separately applied item due to its complexity and pipework and it looks very good, as does all the rest of the pipework on the exterior of this model. Even the handrail that weaves its way across the top of the water tanks, along the boiler and over the smokebox door has no fewer than 11 bends.

You can sense that the detail has been thought through - the front



In the usual Bachmann tradition, the model is covered with detail and fine parts.



The sturdy cast chassis adds a fair amount of weight to the model. As with the exterior, the internals of the model are neat. Note the five pole motor and sealed gearbox.

raised lamp brackets for instance are made from metal rather than plastic and are well secured to prevent them from breaking loose. The guard irons are metal too for extra strength.

Whilst the buffers aren't sprung, they still have metal heads. And, since relatively few OO gauge modellers fit three-link couplings to their models, it all seems common sense if it helps reduce the price of the model. In the bag of accessories are some air and vacuum pipes, brake rigging, SR white headcode discs and

cosmetic screw-link couplings.

Standard fittings include detachable couplers in NEM pockets front and rear, a six-pin DCC decoder socket, wire handrails and sandpipes and fine die-cast metal wheels. Prominent on the front bufferbeam are the tall vertical brackets for mounting the headcode discs. The decoration is simple, but

well executed and the black has a satin sheen. Unusually, there's no shedplate on the smokebox door, but should you wish to add one, No. 32556 (originally named *Tadworth*) was based at Horsham (75D) until November 1951 when it switched to the South Western Division at

Eastleigh (71A). It never returned to its native LBSC territory, being withdrawn from 71A in October 1961.

Although I don't model the steam era, I can see why people do when a model like this is produced. And, it's a versatile locomotive too - you don't need a main line with generous curves or endless long rakes of coaches to run it. If you are thinking of getting one, don't hesitate as I suspect it will sell out quickly in all three liveries. **BRM**



Such a low shot allows a sneaky peek inside the cab. The painted dials, regulator and water gauges really help add a touch of realism.

FACT FILE: LBSCR E4 0-6-2T

The London Brighton & South Coast Railway E4 0-6-2T was a product of Robert Billinton, a development of his E3s, which in turn, originated from an 1891 design by William Stroudley. The E4s had a larger wheel diameter than the E3s, making them more suitable for passenger work. They became known as 'Billinton's Radials'. All were originally named after destinations served by the LBSCR.

A total of 75 were built between 1897 and 1903, but shortly after construction, four were rebuilt by Marsh in 1909-11 with larger boilers from the I2 class as part of

the E4X programme - these locomotives would be reclassified from a 2MT power rating to 3F. They eventually became BR Nos. 32466/477/478/489.

The rest of the class soon had their boilers upgraded too. From 1910 onwards, Marsh upgraded the boilers with extended smokeboxes, the last conversion being No. 32468 in 1949. All except No. 2483, withdrawn in 1944, were inherited by BR.

Twelve locomotives were loaned to the ROD in 1917 and sent to France. They all returned in 1919. One of the class even saw service on the Isle of Wight between



COLOUR-PAINT

February 1947 and April 1949 as a trial. It wasn't deemed a success. No. 32473 (LBSCR No. 473 *Birch Grove*) was saved

by the Bluebell Railway after withdrawal in 1962 and has been a resident on the line ever since.

NETWORK RAIL IOA & JNA IN N



JNA 'Falcon' low-sided wagon features impressive underbody detail and lots of separately fitted parts.



Deeper IOA ballast box correctly rides on TF25 bogies and has separate wire footsteps, brake equipment and handbrake wheels. A block train of these imposing wagons will make a very impressive sight on any contemporary N gauge layout.

Having released these two 21st century infrastructure wagons in OO gauge a few years ago, Dapol has now made them available to N gauge modellers. If anything, the IOAs and JNAs, like many modern wagons, are better suited to N than the larger scales as it's often more practical to assemble a prototypical length block train in 1:148 scale.

With assistance from Network Rail, the Chirk company has developed RTR

models of the post-2003 JNA 'Falcon' bogie gondola and 2009-built IOA high-sided bogie box wagon. Both are used to move bulk ballast from quarries, such as Mountsorrel in Leicestershire, to local distribution centres, where it is offloaded for delivery to worksites.

Network Rail operates a fleet of 555 JNAs, built in Romania in 2003/04. Dapol has captured the almost North American look of the wagon very effectively; the ribbed body matches the original closely and is enhanced by separate wire handrails and metal stiffening panels on each end. But, as on the OO model, it's the underframe where the JNA scores much higher marks than its predecessors. The spine and cross-rib arrangement is beautifully modelled, as is the braking equipment, with separate air tanks, brake rodding and handbrake wheels. A ribbed metal floor gives the JNA a hefty, reassuring weight.

Although reminiscent of the DB Schenker MCA/MOA wagons offered by Graham Farish, the JNA is a shorter vehicle mounted on different bogies - NACO Axle Motion, rather than the Swing Motion type used by Thrall.

The bogies are probably the model's weakest area, being slightly lacking in detail, but they convey the correct shape and look from normal viewing distances.

The more imposing IOA is built to similar standards and also features wire hand grabs/steps, a finely detailed underframe with separately fitted air brake equipment and an accurately designed body. The large white handbrake wheels are particularly fine.

The wagon rides on Axiom Rail TF25 low track force bogies, which have been well modelled with excellent shape and detail moulded on the outer face. This wagon too has a die-cast metal floor which gives it a solidity and weight that breeds confidence in its performance when running in long, heavy block rakes.

NR took delivery of 120 IOA-E wagons from Poland in 2009. The deep box body design is common in mainland Europe and the wagons carry an international TOPS code ('I' prefix), plus their UIC number, data panels and description code 'Ealnos' (E: High sided open wagon, a: four axles, l: fixed body, n: four axles with 60t+ payload, o: with end tipping, s:

authorised to run at 100km/h). Dapol has printed this information neatly. Indeed, the printing across both wagons is accurate and executed to a high standard. There's nothing on the real or OO gauge wagons that isn't replicated here.

Both wagons have detachable tension lock couplings in NEM pockets, which are mounted on self-centring arms. This high-quality arrangement allows wagons to be coupled very closely using Microtrains couplings.

There's no shortage of suitable modern traction for the JNAs and IOAs, with Class 66s from Dapol and Graham Farish in EWS, Freightliner, GBRf and DRS the obvious choice. There's also the Graham Farish Class 70 and hopefully, in due course, Dapol will release its DRS Class 68 in N so that modellers can copy the real railway and haul trains of IOAs with the new Vossloh diesels.

In these two superb - and long-awaited - Network Rail infrastructure wagons, Dapol has strengthened its modern image offering in N and we look forward to seeing long rakes of them on layouts in the near future. Highly recommended.

FACT FILE

- **MANUFACTURER** Dapol
- **MODEL** Dapol 2F-045-001 Network Rail yellow IOA(E) 102t bogie ballast box wagon 31 70 5992 002-3, Dapol 2F-010-003 Network Rail yellow JNA low-sided bogie ballast box wagon NLU 29232
- **PRICE** JNA: RRP £21.60 IOA: RRP £21.95
- **AVAILABILITY** Dapol stockists
- **REVIEW** Ben Jones



BACHMANN BR 'TUBE' WAGON

Following close behind the 'Pipe' wagon reviewed in December 2014 **BRM**, we now have Bachmann's next venture into specialist OO gauge goods vehicles - the BR standard 'Tube' wagon.

As the name suggests, these wagons were designed to serve the once-extensive tube traffic between steelworks, stockholders and engineering sites across the country. Essentially a lengthened version of the LMS 'High Goods' five-plank open, 2,350 were built by BR between 1954 and 1961, with some lasting in departmental service until the 1990s. The earliest wagons were delivered without vacuum brakes (many

were later retro-fitted), but the vast majority were built as modelled by Bachmann.

At 32' long with an 18' 6" wheelbase, they certainly stand out from more conventional steam era goods wagons and Bachmann's model captures that exceptional length and simple character very well. The planked wooden sides and corrugated steel ends are crisply moulded and the sparse underbody detail is modelled in full. For an RTR open wagon, the body sides are commendably thin.

This later bauxite 'Tube VB' has roller bearing 'boxes, but the 2014 catalogue shows other models with large oil type axleboxes. Incidentally,

all three of the first batch carry variations on the bauxite theme, but with 1950s, 1960s (pictured) or 1970s/80s markings.

Coaching stock style NEM coupling boxes are fitted, mounted on sprung self-centring cams. These worked well when the wagon was coupled in a train, but we found that the strong springs contributed to derailments when reversing an empty wagon over short radius pointwork. It shouldn't be a major issue in normal use, but it is something to watch out for.

Our major reservation is the price; even taking into account Bachmann's recent price increases, an RRP of £24.95 looks expensive for what is a

FACT FILE

- ▶ **MANUFACTURER** Bachmann Europe
- ▶ **MODEL** 38-752 BR bauxite 22t 'Tube' open wagon B730811
- ▶ **PRICE** RRP £24.95
- ▶ **AVAILABILITY** Bachmann stockists
- ▶ **REVIEW** Ben Jones

relatively simple OO wagon. Other than that, it's a very good model of a useful, long-lived and widely seen prototype that can easily be personalised with interesting loads, weathering and extra decoration.

GRAHAM FARISH SR VENT VANS

Southern Railway 12t ventilated vans, with their distinctive roof profile, were built by the thousand, with construction continuing from the 1920s until the early years of BR. Unusually, the design changed very little over the years, with the major variations being in the wheelbase and materials used to build the body. Initially planks of a consistent size were used, but from the 1930s uneven planking was introduced and, with materials in short supply during the

1940s, plywood was employed instead. Both unfitted and fitted versions were built and used far beyond SR territory. During the Second World War, large numbers were bought by the LMS and, to a lesser extent, by the GWR. Unfitted wagons had largely been retired by the 1960s, but vacuum-fitted vans lasted into the 1980s and the odd one can still be seen around the network today.

Graham Farish has introduced three versions; 1930s SR brown with a white roof, BR unfitted grey, BR bauxite and a GWR dark grey van. Of those, the SR van has even planking, while the other three



have uneven '2+2' planks. The BR grey model pictured here has an 'M' prefix to the number, denoting a vehicle inherited from the LMS.

Graham Farish has done an excellent job in capturing the look and character of the SR design; the body shape and roof profile is accurate and convincing. The planking and body end vents are crisply moulded, while the underframe features plenty of detail. The handbrake levers and turned metal buffers are separately fitted. Couplers are

mounted in NEM pockets, which have a good amount of lateral play to ensure reliable operation.

Decoration of all the samples we've seen has been excellent, whether in SR or BR liveries and there's no shortage of other liveries to keep Graham Farish occupied for the next few years.

Although a true Southern Railway design, these vans were seen everywhere across the country for many decades and most N modellers should be able to find a home for a few to add further variety to van trains, general goods workings or departmental operations. Highly recommended.

FACT FILE

- ▶ **MANUFACTURER** Graham Farish by Bachmann
- ▶ **MODEL** 377-425 SR brown 12t ventilated van No. 48467, 377-426 BR grey (ex-SR) 12t van M523351
- ▶ **PRICE** RRP £15.75 each
- ▶ **AVAILABILITY** Graham Farish stockists
- ▶ **REVIEW** Ben Jones





HORNBY RAILROAD GWR 'HALL'

FACT FILE

- ▶ **MANUFACTURER**
Hornby Hobbies
- ▶ **MODEL** R3169 West Coast Railways red GWR 'Hall' 4-6-0 No. 5972 *Olton Hall*
- ▶ **PRICE** RRP £82.99
- ▶ **AVAILABILITY** Hornby stockists
- ▶ **WORDS** Ben Jones
- ▶ **PHOTOGRAPHY** Andy York

Ben Jones takes a first look at a new GWR mixed traffic 4-6-0 being offered with two alternative levels of decoration and detail.

Those with long memories might recall a situation a few years ago when the two biggest OO gauge manufacturers announced GWR 'Grange' 4-6-0s. Rather than going head-to-head, Bachmann opted to produce a new 'Hall' instead, leaving Hornby to offer its smaller cousin. It was therefore something of a surprise in 2012 when Hornby revealed that it would introduce the 'Hall' to its range as well.


Since then, the mixed traffic 4-6-0 has been mired in Hornby's production backlog, and although engineering prototypes have been around since mid-2013, only now are we seeing them start to reach UK shelves. First to land is the Hornby Railroad version of No. 5972 *Olton Hall* in red, but with Great Western decoration on the tender, rather than


the 'Hogwarts Express' branding it carries for its starring role in the Harry Potter films. No doubt this saves Hornby a great deal of time and money by not having to deal with the Hollywood licensing machine!

As with other recent releases, Hornby is offering the 'Hall' in two levels of detail and decoration, for the Railroad and standard 'red box' range. Tyseley's BR late crest lined green No. 4965 *Rood Ashton Hall* and GWR No. 4953 *Pitchford Hall*, the latter in a train pack with three chocolate/cream Mk 1 coaches will feature a more complete decoration and extra detail, while this model and early GWR No. 4901 *Adderley Hall* make up the Railroad contingent. No. 4901 will be the only one of the quartet to feature an original 3,500gal tender as opposed to the more familiar 4,000gal Collett type.

All models feature locomotive drive

From this angle, the filled in outside steam pipes are visible, but they shouldn't be from more usual viewpoints or when the model is running around your layout.





Despite its very reasonable RRP, the new Hornby 'Hall' conveys the character of the original effectively.

of Hornby's 'Grange' of 2005 but by 'Railroad' standards it is an impressive model designed to keep costs within reason.

In spite of the drive to keep costs down for the Railroad market, there are a number of separately fitted components that make this model stand out from older items in the range. The metal buffers (not sprung) and reversing lever stand out, as do the wire handrails along each side of the boiler. A vacuum brake pipe is also fitted at the rear of the tender.

An extra £37 for the standard range models will buy you etched nameplates, better cab detail, a set of brake rigging to fit underneath the locomotive and tender and more complete decoration. That said, the execution of *Olton Hall's* unique red livery is far from second rate. Lining, lettering, name/number plates and crests are neatly printed and unlike many other Railroad models, features such as the boiler bands, cylinders and splashes are not omitted. The only slight disappointment with the decoration of our sample was the ragged finish of the copper cap around the chimney.

It might offend GWR purists, but No. 5972 has been red for more than a decade and delighted millions of film fans in that time. Having been seen on railtours all over the country and even on the West Highland Line during its filming expeditions, it's likely to prove popular with modellers of the contemporary scene as well as Harry Potter fans.

With an RRP of just over £80, this Railroad 'Hall' offers excellent value for money and an interesting alternative to the Bachmann

models. We await the 'full fat' Hornby models with interest as, based on the published specification, it's difficult to see how that extra £37 will be justified.

But, that's for another day. For the moment, Hornby should be congratulated for issuing another all-new model of an essential GWR

class executed to a good standard at a very reasonable price. **BRM**

with a three-pole motor and flywheel housed in the boiler, eight-pin DCC decoder socket, NEM couplers and brass wiper pick-ups on the driving wheels. The mechanical arrangement makes for a smooth running, quiet locomotive with decent haulage power.

CONVINCING LOOKS

From a looks and detail point of view, the 'Hall' is similar to 2013/14

releases such as the GWR eight-coupled tank locomotives and BR 8P No. 71000 *Duke of Gloucester*. Overall looks and shape have been well captured and there's some excellent moulded detail throughout - the riveting around the bufferbeam, running plate and smokebox is especially crisp. Both locomotive and tender match photographs and published drawings of the prototype closely.

Other moulded parts include the smokebox door dart, filled-in outside steam pipes and rear tender handrails. Of these, it's the latter that are least effective at normal viewing distances and would benefit from replacement. The cab interior is also well detailed, albeit moulded and unpainted. In terms of separately fitted detail, it's some way short





Right Correctly, the middle axle on each bogie is unpowered and has slightly smaller wheels.

Below BR green 5826 is depicted in late-1960s/early-1970s condition and captures the character of the prototype very well.

GRAHAM FARISH CLASS 31/1

Ben Jones brushes up on his Type 2 knowledge to assess this completely re-tooled N gauge diesel.

Another month, another new model of an important BR locomotive from Graham Farish. This time it's the turn of the under-appreciated Brush Type 2, better known as Class 31, to gain a new model designed and built to 21st century standards. A refurbished '31' was one of the final new diesel models to appear from Graham Farish's Poole factory before it closed, and although it was reasonably good compared to many of the company other efforts in this area, it was an obvious choice for a fresh look.

With 263 locomotives built between 1957 and 1962 and used across the Eastern, London Midland and Western Regions for several decades, and spreading their wings even further since


privatisation, they are an essential part of any BR diesel fleet. Even in 2015, there are a small number earning their keep, including Network Rail's 1958-built 31105, the oldest locomotive in regular use on the national network.

Over the last couple of years, Graham Farish has delivered impressive replacements for older diesel locomotives in the range, including the Class 20s, 25s, 37s and Deltics. Will this all-new Brush Type 2 continue that sequence?

Our review sample features a period not often catered for; BR green 5826 has full yellow ends, BR double arrows and no 'D' prefix on the cabside numbers, dating it to the late-1960s/early-1970s; after the end of steam, but before the introduction of TOPS locomotive numbers in 1973.

As modelled, 5826 was an Eastern Region machine. Having been delivered to Sheffield Darnall in December 1961, it was subsequently allocated to Wath and Tinsley before switching to the Western Region at Bristol Bath Road in January 1972. Application of the hybrid livery is superb throughout, from the white double arrows and BR corporate image typeface numbers to the full yellow ends and the off-white body-side bands.





opening up the possibility of dozens more liveries from the 1980s onwards. Other useful options for the future would be an ETH-fitted

Class 31/4 and an early 'skinhead' locomotive without headcode boxes.

With almost 60 years of service behind them, there is no shortage of liveries, detail variations and popular 'namers' to choose from.

LOOKS

In terms of looks, the new '31' is streets ahead of the model it replaces. There's much greater relief and finesse to the bodyside moulding, with prominent bodyside bands and rivets, crisp deep-set grilles and boiler filler footsteps, plus separately-fitted wire cab door handrails and an etched metal roof grille. The roof is also superbly detailed in the revised arrangement seen on re-engined locomotives from 1964 onwards.

Side-on, the model is every inch a Brush Type 2. The gentle curve of the bodyside, not always captured well on RTR models, is beautifully executed, while the various subtle shapes of the cab front are also evident. The characteristically cluttered 'face' is far better than the previous Farish Class 31, featuring lots of tiny, neatly moulded

items such as footsteps, lamp brackets, hinges and handrails.

Your reviewer's first reaction, subsequently confirmed by several BR diesel locomotive experts, is that the front end has a slightly 'surprised' look that doesn't quite match the prototype. However, after extensive comparison with photographs and drawings and discussion with Bachmann's designers it is clear that the size and shape of the windscreens is as accurate as possible in this scale. It is, perhaps, exaggerated slightly by the black printed outline of the windowframes.

But, the overall looks, detail and design of the model are exemplary. It could be argued that the Farish Class 31 is actually superior to any of the OO models in terms of shape and character.

The Commonwealth bogies are correctly shaped and have good relief in the framework and springing, plus separate footsteps and sandpipes. Even the centre axle on each bogie has smaller diameter wheels and is unpowered, just like a real '31'. As is often the case, it stands too high on its bogies, but this compromise is necessary to negotiate '9' curves and short radius points.

EQUIPMENT

Standard features include a six-pin DCC decoder on the chassis, detachable couplers in NEM pockets and directional LED lights. The headcode panels, reading a suitably nondescript '028' at the No. 1 end and '2-60' at the other, are illuminated, along with the tail lights at the rear. However, two switches are provided to allow DC analogue users to turn off the headcode panels or tail

FACT FILE

- **MANUFACTURER** Graham Farish by Bachmann
- **MODEL** 371-110 BR green Class 31/1 A1A-A1A diesel 5826 with full yellow ends and BR arrows
- **PRICE** RRP: £109.95
- **AVAILABILITY** Bachmann stockists
- **REVIEW** Ben Jones

lights (switches S1 and S2 respectively) when double-heading or hauling a train. DCC users can, of course, control the lighting functions remotely once a decoder has been fitted. Fitting a decoder is straightforward as the bodyside simply unclips from the chassis. There are various suitable six-pin direct decoders on the market, including the Bachmann 36-558A, Lenz Silver+ Mini 10311 and Gaugemaster DCC23.

Removing the bodyside reveals a conventional Farish die-cast chassis encasing a centrally-mounted five-pole motor with drive shafts to gear towers on each bogie. The sample shown was tested on **BRM** project layout 'Stokesay' at a recent show and proved to be unusually hesitant, although it did start to loosen up after a lengthy running-in session. On past experience of Graham Farish diesels, we expect it to be a 'rogue' rather than evidence of any widespread problem but, as always, check before you buy.

This is another excellent addition to the new generation of Graham Farish N gauge diesels and one that should find a home on many layouts set from the early-1960s through to the present day. **BRM**

This transition period threw up some unusual combinations of BR green and corporate image livery elements, and it's good to see them appearing as an option for RTR modellers of this interesting time. It can be paired with mixed rakes of maroon and blue/grey Mk 1s or traditional unfitted or vacuum-braked goods wagons made up into appropriate period trains.

Also available soon will be mid-1960s BR green D5596 with small yellow warning panels and BR blue 31173. All three models are in re-engined, but unrefurbished condition with raised bodyside beading and original bufferbeam cowlings, although 31173 will differ in having its boiler filler steps and end gangway doors plated over.

A refurbished version will hopefully follow in due course,



HELJAN MK 1 BG

It's been a while since Heljan's BR Mk 1 coaches were first released. They included a Second Corridor, Second Open, Brake Second Corridor, First Corridor and even a Miniature Buffet, but, oddly, no Full Brake (BG).

That omission has now been corrected and the 57' underframe BG is now available. Our review sample carries WR chocolate/cream suitable for 1956 to mid-1960s (ref: 4953).

Given the number of common chassis parts shared with existing Mk 1s, not an awful lot has changed underneath the model. The BG underframe - shorter at a scale 57' compared to the 64' of the passenger vehicles - has a good level of detail. From the battery boxes, steps, trussing, V hangers, to the vacuum cylinders and dynamo, they look accurate. Adjacent to the bogies, the brake rigging is held in position with a small tension spring, allowing the



VAA VAN

Due to market demands, 1960s-era modellers have always had a good choice of locomotives and rolling stock in O gauge. Those who dare to model later eras have had to make do with kits of earlier prototypes that were still running

- usually adapting them to some degree - or, for the more adventurous modeller, scratch-build something to suit.

You can see how refreshing it is then, when you're faced with an O gauge model of a prototype that only came into existence in 1969 and is therefore only suitable for modellers of the BR blue era and beyond.

Breaking the mould, Heljan has ventured into uncharted waters with this model of a VAA van, part of a line-up of forthcoming 'modern-image' wagons to match its diesel locomotives.

The VAA vans were part of British Rail's plan to modernise its revenue-earning wagon fleet. Loss of freight to road traffic was becoming desperate in the 1960s as new motorways were

built, and an attempt had to be made to replace the outdated wooden-bodied wagons of yesteryear. Short wheelbase vacuum braked vans were no longer adequate for BR's bold new Railfreight network plans.

And so, between 1969 and 1978, 1,400 new two-axle air-braked wagons were built. Heljan's model of VAA 200589 represents a vehicle built to lot 3840 (diagram 1/286) at Shildon in 1974.

A GOOD EFFORT

We'd seen pre-production samples of the VAA on display at the Warley show last year. Still, nothing beats having a factory-fresh model in your hands to see what Heljan has managed to achieve this time.

The wagon was out of its box for no more than five seconds before I was smiling when I found it had a spring in its step - quite literally! It has working suspension, made possible by a small

coil spring between each axlebox and adjacent moulded leaf spring. It's a clever feat and gives just the right ride quality and balance - micro-engineering at its best.

The unmistakable appearance of a VAA is there, all main dimensions check out and a good effort has been made to get rivets where they should be and panels in-line with chassis features.

The application of livery is good too, with raised details covered neatly. And, there isn't just one to choose from, with early BR Bauxite (HJ1040), late Bauxite (HJ1041), Railfreight red/grey (HJ1042) and EWS maroon/gold (HJ1043). All carry an RRP of £84.95, but many shops are offering discounts.

I'm impressed by the level of chassis detail on the model. The air reservoirs, distributor, and brake linkage is there, although one of the 'V' hangers and brake lever are incorrectly positioned down one side of the model. Luckily, they are separate parts, so it's an easy

FACT FILE

- **MANUFACTURER** Heljan A/S
- **PRODUCT** VAA van in early bauxite (ref: 1040)
- **RRP** £84.95
- **SUPPLIER** Heljan stockists
- **PHOTOGRAPHS** Tony Wright
- **REVIEW** Howard Smith

BR2 design bogies to be removed without damage - these are the same as seen previously.

The most obvious change is to the body. BGs have a noticeably different window style, behind which are security bars to protect the contents. Heljan has got the body profile right when viewed broadside, but, when viewed from the ends, the incorrect side and roof profile is still evident, as with previous Heljan Mk 1s.

However, the door knobs, stops hinges, handles, and hand rails down the sides are splendid. The application

of the livery is reasonably good - the colours look correct and the transfers are razor sharp, but the 'orange peel' finish of the chocolate brown lets it down slightly. The bottom lining separating the cream from the brown is also a little wavy as it passes over the collection of doorframes and stops. Whether this is an isolated case or is common on all coaches remains to be seen - check before you buy.

Printed overhaul dates and instructions on the solebar add an extra element of authenticity that is often lacking in the smaller scales.

Despite lacking buckeye couplings, the coach ends have sprung corridor

connections and flexible rubber gangway protectors. Working screw-link couplings and sprung buffers also feature.

In traditional Heljan fashion, the coaches are sold unnumbered, but choose wisely when re-numbering - the deeper frames surrounding the larger windows weren't seen on earlier Mk 1s. Hugh Longworth's book on Mk 1 and 2 coaches will help identify candidates (ISBN: 9780860936503).

A FINAL FEW WORDS

Heljan has produced another model that'll be just as useful at the head of a passenger rake as it will in a parcels train, running alongside its new GUV. Overall, there are many good features on this model, but it's disappointing

FACT FILE

- ▷ **MANUFACTURER** Heljan A/S
- ▷ **PRODUCT** BR 57' Mk 1 BG, Chocolate and Cream (ref: 4953)
- ▷ **RRP** £325.00
- ▷ **AVAILABILITY** Heljan stockists
- ▷ **PHOTOGRAPHS** Tony Wright
- ▷ **REVIEW** Howard Smith

that the issues noted with previous Heljan Mk 1s have not been cured.

I'd recommend it, but with some reservations. It's certainly not cheap for a coach, even one with this many features. Are we now accustomed to paying this much for O gauge RTR?

BRM



fix to cut them off and slide them along. The FAT 25 suspension looks good but, I think the springs look a fraction malnourished. The disc brakes look plasticky, but then they're made of

plastic - it's to be expected. If they really offend you, consider buying a nickel silver replacement set from PH Designs (ref: PH7BD1, £4.50).

Both bufferbeams are separately fitted items, but lack support, only being glued

to the body via the top edge, leaving a gap behind them, so they don't touch the solebars. Beware of heavy shunts - you might end up with sagging buffers. I'd suggest adding a few pieces of styrene strip behind, suitably painted, to add strength and block the daylight.

Heljan has made a good model that it

can be proud of - these wagons really do 'deliver the goods'. With the OAA opens due soon, soon to be followed by the 'Dogfish' and 'Catfish' ballast hoppers and Cargowaggon flats and vans, it's a good time for RTR O gauge wagons and I'm enjoying every release. **BRM**





FARISH 'DUTCH' CLASS 37

FACT FILE

- **MANUFACTURER** Graham Farish by Bachmann
- **MODEL** 371-456 BR departmental grey/yellow Class 37/0 diesel 37133
- **PRICE** RRP £104.95
- **SUPPLIER** Graham Farish/Bachmann stockists
- **WORDS** Ben Jones
- **PHOTOGRAPHS** Tony Wright

After a delay of several months, Graham Farish has released its latest batch of centre headcode Class 37/0s. Three versions depict weathered BR green D6827, 1970s/80s BR blue 37251 with 'domino' headcode panels and 1990s 'Dutch' grey yellow 37133. Unlike its earlier sisters, 37133 is presented in 'life extended' condition with plated-over headcode panels, radio aerials, high-intensity headlights and

cutaway bufferbeam cowling.

Having been a fairly anonymous member of the fleet for most of its career, 37133 enjoyed a late flourish as part of the InterCity sleeper pool in Scotland in 1993/94 and then in France in 1999/2000, when it was hired out to haul LGV construction trains. Graham Farish's model portrays it after January 1991 when it was repainted into the attractive grey/yellow scheme. This livery was carried until November 2004 when it was scrapped at Carnforth,

having not worked since its return from France in 2000.

Accurately decorated for the early to mid-1990s, 37133 carries cast BR arrows and Cardiff Canton depot plaques. Printing is generally superb; the only small flaw being a slightly fuzzy border between the yellow band and grey lower body on the left hand side (No. 1 end leading)

As previously reviewed, the new generation Farish Class 37s are fine models with excellent overall shape and

TRAINS TO THE TRENCHES

Could the First World War have taken place without railways as a means of transport?

Starting in the years before war broke out, the book describes how the Germans and to a lesser extent other countries, included railway planning in their military plans for the first time, with lines built specifically to support offensives or supply defensive lines.

Once the war had started, trains played an essential role both at home and near the front both in Europe and further afield from the deserts of Arabia to the snowy wastes of Russia. Tracks, or the lack of them, permitted advances or forced withdrawals as armies found their supply lines stretched.

From strategic standard

gauge lines to hastily installed narrow gauge railway systems, the first mechanised war simply wouldn't have been the same if all the armies were relying on horse power or the

few unreliable lorries available at the time.

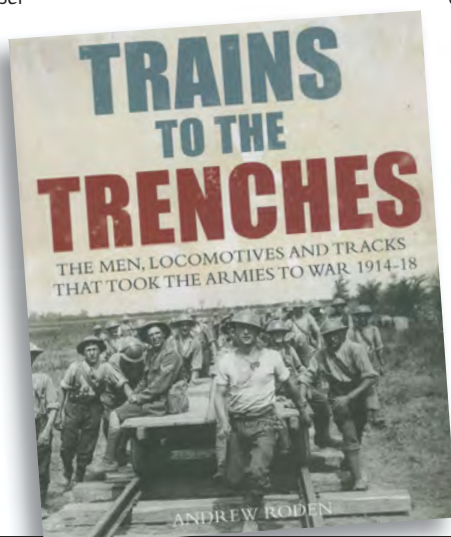
Andrew Roden provides a fascinating new angle on WW1. While the book is not full of the minutiae of specific rolling stock or particular locations, it's an excellent high-level view of the conflict.

As you read through, the changes forced upon planners and the ways they were forced by events to develop and modify their ideas become clear. The British, for example, initially assumed they would rely on lorries but when these proved useless in the mudbath of trench warfare, they took to narrow gauge railways in the field, although quite some time after other countries had realised the benefits.

Closer to home, the railway companies faced problems running normal services while carrying wartime trains - although the

FACT FILE

- **PRODUCT** Trains to the Trenches, xxxx Press, ISBN: 978 1 78131 366 4
- **AUTHOR** Andrew Roden
- **PRICE** £20.00
- **AVAILABILITY** All good railway bookshops
- **WORDS** Phil Parker



Great Central still advertised holiday trains in 1915. A lack of central planning placed many vital military destinations, such as Scottish naval bases, on lightly built single-track lines. To compound the problems, 8% of the workforce had joined up and this could have contributed to the single largest loss of life in an accident on our railways; at Quintinshill when 226 were killed and 246 injured.

Numerous photographs, maps and diagrams are well reproduced adding to what is a comprehensive, interesting and well-written history.



detail, separately fitted parts such as roof mounted horns, wire handrails and bogie footsteps. Metal buffers are also fitted, although in this case they should be oval rather than the original round type fitted.

Performance is also very good from the all-wheel drive chassis, which features a six-pin decoder socket, working LED lights and NEM coupler pockets.

Apart from the buffer error, this is a pleasing representation of an ordinary, well-travelled, 1990s locomotive suitable for departmental, freight and even InterCity passenger work.



CREATE EXTERIOR FINISHES

Petite Properties is a new name in model buildings. Architectural illustrator, Bea Broadwood, has been producing kits for the dolls house market for a while, but is now expanding the range in to model railway scales.

The kits, which we will be looking at in a future **BRM**, are laser-cut MDF and need surface textures applying. To help the modeller, this book accompanies the range but all the techniques can be used independently on cardboard, plastic or resin buildings.

Using cheap and readily available materials such as cardboard, air-drying clay, decorators' filler, fine sand and even cous cous, the text provides step-by-step instruction to take the modeller through the




work. For variety, several different methods are provided up for some finishes, three each for both brick and stonework for example, so if you don't get on with one, there is another to try.

Whilst primarily aimed at larger scales, this book will inspire modellers to try a few unusual methods for building finishes, hopefully proving that high-quality results are within the reach of most modellers.

FACT FILE

- **PRODUCT** Create Exterior Finishes, ISBN: 978 0 993 0299 05
- **AUTHOR** Bea Broadwood
- **PRICE** £11.99
- **AVAILABILITY** www.petitepropertiesltd.com
- **WORDS** Phil Parker

FREIGHTLINER BOX KITS



Introduced in 1965, Freightliner containers were designed for domestic traffic within the UK. Although they shared the same 8' height and width of a standard ISO container, the normal corner lifting points weren't included as BR preferred a grapple arm system picking the box up from lift points 12' apart underneath.

By the end of the 1970s, the most common length of the container in Freightliner use was

the 20ft version as modelled by modelrailwayscenery.com

Available as both pre-printed or downloadable card kits, the builder has to stick the printed pages to either the supplied card or some from a cereal box. The first stage is to make up a basic box which is then covered in printed parts. All the card edges are covered, as are most of the paper ones. Those on the roof and base do show but if this worries you, run a pencil along the paper edge.

Four containers are provided in the pre-printed kit, two clean and two weathered. Extra numbers are also

FACT FILE

- **PRODUCT** AX007 - 20' Freightliners Containers - Non-ISO, 4mm:1ft scale
- **PRICE** Downloadable kit - £1.99
Pre-printed kit - £3.99
- **SUPPLIER** Modelrailwayscenery.com
- **WORDS** Phil Parker

provided to stick over the printed ones. Construction takes around ten minutes for each box.



HORNBY UPDATES 21T HOPPER

Hornby surprised many people in November by revealing that it had, amongst other things, developed an updated riveted 21 ton hopper wagon. Barely a couple of months later it is available for sale; times are changing! Hornby is shaking off the 'design clever' tag and this wagon is a little star which shows that the company can still produce good, useful items at a sensible price.


Initially an LNER design, introduced in the 1930s to replace traditional wooden-bodied hopper wagons in the north-east of England, this type of steel hopper saw widespread use through to the 1970s. Several thousand were built by the LNER up to 1948, but

more than 23,000 similar wagons were built between 1949 and 1958 after it was adopted as a standard BR design. Over 41 lots and five different diagrams, there were numerous detail differences so due

care should be taken when detailing and renumbering, especially as many wagons were re-bodied from the late-1960s onwards. Although intended for coal traffic, they were later used for all sorts of bulk goods,

including sand, grain, coke, stone and gypsum.

The version shown is based on a BR Eastern Region wagon built by Metropolitan Cammell in 1936 with early style BR numbering as



LMS HORSEBOX



Another of Hornby's surprise new items unveiled at the Warley NEC show was production samples of a previously unannounced LMS Horsebox.

At the launch, it was stated that the models had already been manufactured and, as hoped, they are now available through Hornby stockists in LMS and BR colours, with two running numbers offered for each livery.

The prototype chosen is a Diagram 1956 'box built between 1927 and 1935 which continued to be built by British Railways just after Nationalisation in 1948.

Both liveries appear to be the same colour (as LMS lake and BR maroon seem to be understood to be the same). I'm sure horseboxes were less well scrubbed than passenger stock but the finish appears quite flat, more akin to 1950s BR crimson than the glossier LMS crimson lake. Some comments have been made to the effect that the sides of the horsebox appear a little too flat, possibly a result of the finish? When viewed from the end the subtle slope and tumblehome to the bottom fifth of the profile matches

E270706. Hornby is also producing a later BR but pre-TOPS liveried version and a pack of three individually numbered 1970s/80s TOPS coded wagons for BR blue era modellers.

There is a degree of finesse to this wagon with sides which look and feel barely thicker than scaled-down plate steel with subtle but sharp rivet detail. The interior of the hopper also depicts the rivets down to the bottom of the full-depth hoppers, although they are missing from around the top section.

Hoppers did not last long in ex-works condition so at very least modellers should give the inside a healthy weathering. The underside of the wagon gives a good impression of the hopper discharge chutes from side viewing too; the appearance of the brake rigging looks fine but feels robust enough and correctly, for this variation has brake handles on both sides but with clasp brakes to only one side. All the samples seen so far are unfitted, with riveted bodies and have oil axleboxes; hopefully other variants with roller bearings, welded bodies and vacuum brakes to be introduced in due course.

Chassis construction leaves spaces in all the right places when viewed



A worthy successor to the old Airfix model, the 21t hopper is a superb update to Hornby's wagon range.


FACT FILE

- **MANUFACTURER** Hornby Hobbies
- **MODEL** R6677 BR grey 21t hopper wagon E270706
- **PRICE** RRP £14.99
- **AVAILABILITY** Hornby stockists
- **REVIEW** Andy York

from above, rounding off the model rather than giving it a 'toy' feel. The austere livery is well reproduced and all lettering, particularly on the solebars, is pin sharp. One of the finest details is the legible 'LNE' moulding on the axlebox covers. Such attention to detail, and the way it has been executed helps to make

the model far superior to its Airfix-designed predecessor.

With a reasonable RRP of £14.99 this model I'm sure this will be a model that aficionados will enjoy for a good few years to come, and find endless pleasure in detailing, weathering and modifying to reflect the diversity of the prototype.



Detail is excellent throughout, not least on the underframe, which includes a gas tank, vacuum cylinder, fine brake rod and crisply moulded suspension/axlebox components.

images I have of the Midland Railway-Butterley's preserved example.

The end and roof detail reflect the prototype well although the vertical and horizontal conduits are moulded rather than separate detail and could benefit from being picked out in a slightly different shade to give the appearance of being a separate part.

FACT FILE

- **MANUFACTURER** Hornby
- **MODEL** R6678 LMS crimson horsebox No. 42513
- **PRICE** RRP £19.99
- **AVAILABILITY** Hornby stockists
- **REVIEW** Andy York

The shell type roof vents appear to be separately fitted detail as are the relevant handrails, metal buffers, vacuum and steam heat pipes and even the communication cord equipment. The groom's compartment has a partition from the stable section and the bench seat is modelled, squeezing the sides and pulling the body from the chassis reveals that the grooms' compartment and partition is a separate part allowing easy detailing such as a groom and tack if the modeller so desired. The moulded hinge and strapping detail on the sides is very fine indeed and the planking on the doors is suitably subtle. It was only when I took the wagon apart that I could say that the ventilation louvres on the top of the sides aren't quite

see-through but they certainly give the impression from outside that they are. The underframe detail is well executed too although the lower steps appear a little too thick as they're plastic but would be a fairly easy replacement candidate with some brass strip.

This is a very well executed model, priced at £19.99, which will grace many a suitable layout and should combine well with Hornby's forthcoming LMS non-gangwayed coaches, the existing Period III



stock and locomotives such as the 'Black Five', Stanier or Fowler 2-6-4Ts. Having been neglected for many years, horseboxes are now well-served by three superb models covering GWR/WR, BR Mk 1 and now LMS/LMR vehicles. What are the chances of an LNER one next? **BRM**

BRM

NEXT MONTH

ON SALE
APRIL 9TH!

**FREE DVD
FOR EVERY
READER!***

Worth
£7.99!

*Including all subscription, newsstand and digital edition copies, both UK and overseas!

TWO FOR THE PRICE OF ONE!

Join us for a visit to **'London Road'** and **'Elveden Road TMD'**, two contemporary OO layouts inspired by operations around Nottingham and Derby. **PLUS: Bodmin North (0) and Turner's Folly (00).**



SECOND HAND SAVERS

Phil Parker starts a new series looking at how to beat the price rises by making the most of older models obtained at bargain prices.



PLUS

- > BUILD YOUR OWN POINTWORK
- > STEELWORKS SENTINEL > MODELLING
- BR 'HIGH' WAGONS > FIDDLEYARDS
- > SCOTTISH 'WHITE STRIPE' CLASS 37s



**BACHMANN
BRANCH-LINE**

**2015/16
RANGE**
THE FULL STORY



CONTACT US

Diary Dates entries are published free of charge to bona fide model railway clubs and societies.

PLEASE SEND FULL DETAILS OF FORTHCOMING EVENTS TO

Diary Dates, **BRM**,
The Maltings,
West Street, Bourne,
Lincolnshire. PE10 9PH
Or, fax them on
01778 425437

EMAIL diarydates@warnersgroup.co.uk

WEBSITE Enter them on our website at www.model-railways-live.co.uk

MODEL RAILWAYS LIVE

Closing date for the May issue is 1st April 2015

Suitable for disabled visitors.

Whilst BRM makes every attempt to include all Diary Date events and exhibition dates, occasionally, due to limited space, we may have to leave some out. Gold (paid for) listings are always included.

EXHIBITIONS

SATURDAY MARCH 14 TO SUNDAY MARCH 15 Macclesfield Model Railway Exhibition

Tytherington High School, Manchester Road, Macclesfield, Cheshire SK10 2EE **Saturday:** 10.00am - 5.00pm **Sunday:** 10.00am - 4.30pm **Prices:** £5.00 adult **Tel:** 07796 457 978 **Web:** www.macclesfieldmrg.org.uk

St Neots MRC East Anglian Model Railway Exhibition 2015, The Britten Arena, Wood Green Animal Charity Centre, Huntingdon PE29 2NH **Saturday:** 10.00am - 5.00pm **Sunday:** 10.00am - 4.00pm **Prices:** £7.00 adult, £4.00 child, £20.00 family (2 + 2) **Web:** www.stneotsmrc.co.uk

Nailsea & District Model Railway Club Exhibition Nailsea School, Mizzy Road, Nailsea, Bristol, Somerset BS48 2HN **Saturday:** 10.30am - 5.00pm **Sunday:** 10.00am - 4.00pm **Prices:** £5.50 adult, £2.50 child, £4.50 OAP, £13.00 family **Web:** www.nailsea_district_mrc.co.uk

Perth Green Model Railway Club Exhibition Perth Green C.A. Inverness Road, Jarrow, Tyne and Wear NE32 4AQ **Saturday:** 10.00am - 5.00pm **Sunday:** 10.00am - 4.00pm **Prices:** £5.00 adult, £2.00 child, £12.00 family (2 + 2) **Email:** exhibition@perthgreenmrc.org **Web:** www.perthgreenmrc.org

SATURDAY MARCH 14
Sawbridgeworth Model Railway Exhibition
Sawbridge Memorial Hall, The Forebury (off Knights Street), Sawbridgeworth, Herefordshire CM21 9BD **Saturday:** 10.30am - 4.30pm **Prices:** £3.00 adult, £1.00 child (3 - 16 years), £1.00 OAP **Contact:** Ray Pond **Tel:** 01279 739 389 **Email:** sawbridgeworthshow@gmail.com **Web:** www.raysrails.co.uk

Swindon MRC Swindon MRC - Wiltshire Modrail 2015, STEAM Museum of the Great Western, Fire Fly Avenue, Swindon, Wiltshire SN2 2EY **Saturday:** 10.00 am - 4.30 pm **Prices:** £4.00 adult, £0.00 child (Under 16yrs) **Contact:** Ian Burbidge **Tel:** 07880 654 755 **Email:** imburbidge@btinternet.com **Web:** www.modrail.org.uk

SATURDAY MARCH 21
Wealden Railway Group Personal Layout Show Saxon Room, The Steyning Centre, Fletcher's Croft, Steyning, West Sussex BN44 3XZ **Saturday:** 10.00 am - 4.30 pm **Prices:** £3.50 adult, £0.00 child **Contact:** Andrew Knights **Email:** andrew.knights@btinternet.com **Web:** www.wealden.weebly.com

SATURDAY MARCH 21 TO SUNDAY MARCH 22
Heywood Model Railway Group Exhibition

Rochdale Town Hall, The Esplanade, Rochdale, Lancashire OL16 1AB **Saturday:** 11.00am - 5.00pm **Sunday:** 10.00am - 4.00pm **Prices:** £4.00 adult, £3.00 child, £3.00 OAP, £11.00 family (2 + 2) **Web:** www.hmrg.co.uk

Nottingham Model Railway Exhibition
Hadden Park High School, off Harvey Road, Beechdale, Nottingham NG8 3GP **Saturday:** 9.30am - 5.30pm **Sunday:** 10.00am - 5.00pm **Tel:** 07724 696 006 **Web:** www.nottingham-modelrailway.org/index.htm

Ormesby Hall Model Railway Weekend
Ormesby Hall National Trust, Ladgate Lane, Middlesbrough TS3 0SR **Saturday:** 10.00am - 5.00pm **Sunday:** 10.00am - 5.00pm **Prices:** £2.50 adult, £1.00 child **Contact:** Paul Bolton **Web:** www.therailwaylads.blogspot.com

SATURDAY MARCH 28
Belper MRG Model Railway Exhibition
Strutts (opposite Babington Hospital), Derby Road, Belper, Derbyshire DE56 1UU **Saturday:** 10.00am - 5.00pm **Prices:** £3.00 adult, £1.50 child (5-16yrs), £2.50 OAP **Contact:** Stephen Shepherd **Tel:** 01283 703 300 **Web:** www.bmrg.coffeecup.com

Carlton Railway Society Goole Railway Show
The Courtyard, Boothferry Road, Goole DU14 6AE **Saturday:** 10.00am - 4.00pm **Prices:** £5.00 adult, £4.00 concessions, £10.00 family **Contact:** Chris Raywood **Email:** chrisandlesley948@btinternet.com

Tending Hundred Model Railway Exhibition
Brotherhood Hall, St Osyth Road, Clacton-on-Sea CO15 3BW **Saturday:** 10.00am - 4.30pm **Prices:** £3.00 adult, £2.00 child, £7.00 family **Contact:** Mr Smith **Tel:** 01255 435 733

SATURDAY MARCH 28 TO SUNDAY MARCH 29
Warners Exhibitions The London Festival of Railway Modelling, Alexandra Palace, London N22 7AY **Saturday:** 10.00am - 5.00pm **Sunday:** 10.00am - 4.30pm **Prices:** £12.00 adult, £6.00 child **Web:** www.model-railways-live.co.uk

FRIDAY APRIL 3
 Wessex Association of Model Railway Clubs Digby Hall Hound Street, Sherborne, Dorset DT9 3AA **Friday:** 10.00am - 4.30pm **Saturday:** 10.00am - 3.30pm **Prices:** £5.00 adult, £2.00 child (5 - 15 years), £10.00 family **Contact:** Bob Harris **Tel:** 01963 440 167 **Email:** wjh069@gmail.com

SATURDAY APRIL 4 TO SUNDAY APRIL 5
Turner's Folly Model Rail Group New Model Railway Show 2015, Barleylands Farm, Barleysland Road, Billericay, Essex CM11 2UD **Saturday:** 10.00am - 5.00pm **Sunday:** 10.00am - 5.00pm **Prices:** £6.00 adult, £4.00 child, £5.00

concessions, £15.00 family (2 + 2) **Contact:** Darren Hall **Email:** info@turnersfolly.co.uk **Web:** www.turnersfolly.co.uk

SATURDAY APRIL 4 TO MONDAY APRIL 6
Gainsborough Model Railway Society Florence Terrace, (Near Tesco car park), Gainsborough, Lincolnshire DN21 1BE **Saturday:** 1.30pm to 6.00pm **Sunday:** 1.30pm to 6.00pm **Monday:** 10.30am to 6pm **Prices:** £4.00 adult, £3.00 child, £3.00 OAP, £10.00 family (2+2) **Contact:** M A Clapham **Tel:** 01427 615 871 **Email:** gmrsccontact@gmail.com **Web:** www.gainsboroughmodelrailway.co.uk

York Model Railway Show Knivesmire Stand York Racecourse, York YO23 1EX **Saturday:** 10.00am - 17.00pm **Sunday:** 10.00am - 17.00pm **Monday:** 10.00am - 16.30pm **Prices:** £9.00 adult, £4.00 child, £22.00 family (2 + 3) **Contact:** Mr Scrimshaw **Tel:** 01482 503 188 **Email:** yorkshow@malscrimshaw.karo.co.uk **Web:** www.yorkshow.org.uk

SATURDAY APRIL 11 TO SUNDAY APRIL 12
Beamish Model Tramway Exhibition
Beamish The Living Museum of the North, Beamish, Durham DH9 0RG **Saturday:** 10.00am - 5.00pm **Sunday:** 10.00am - 5.00pm **Contact:** Gordon Bulmer **Tel:** 01913 704 000

Bentley Model Railway Group Exhibition
Trainwest 2015, The Christie Miller Sports Centre, Lancaster Road, Bowerhill, Melksham, Wiltshire SN12 6QU **Saturday:** 10.00am - 5.30pm **Sunday:** 10.00am - 4.30pm **Prices:** £8.00 adult, £5.00 child, £20.00 family (2+3) **Contact:** Geoff Endacott **Tel:** 01249 657 283 / 01225 702 826 **Email:** trainwest@railnet.freeserve.co.uk **Web:** www.trainwest.org.uk

Cheltenham Model Railway Group Exhibition
St Margaret's Hall, Coniston Road, Off Windermere Road, Cheltenham, Gloucestershire GL51 3NU **Saturday:** 10.00am - 5.00pm **Sunday:** 10.00am - 4.30pm **Prices:** £3.50 adult, £2.50 child, £8.00 family (2 + 2) **Tel:** 01242 517 788 **Web:** www.cheltnsfordmodelrailwayclub.org.uk

Crawley Model Railway Society Crawley Model Railway Society Tanbridge House School, Guildford Road (A281), Horsham, West Sussex RH12 1SR **Saturday:** 10am - 5pm **Sunday:** 10am - 4.30pm **Contact:** Peter Selby **Tel:** 07411 353 757 **Email:** peterselby48@gmail.com **Web:** www.crawleymrs.org.uk

North Down Model Railway Society North Down Model Railway Society Exhibition, Bangor Grammar School, Gransha Road, Bangor BT197QU **Saturday:** 10.00am - 5.00pm **Sunday:** 1.00pm - 5.00pm **Prices:** £4.00 adult, £3.00 child, £12.00 family (2+2) **Contact:** Derek Carter



-THE GCR- MODEL EVENT

MODEL RAILWAY & ENGINEERING EXHIBITION

In conjunction with The Soar Valley Model Railway Club

Fri 19th to Sun 21nd June 2015
Over 60 Layouts

Across all 4 stations along the GCR

All gauges/scales

40 plus traders

60 plus layouts

10 demo layouts

Engineering

Travel on the real thing between stations

Get up close to life sized exhibits

Refreshments available at all stations

Tickets: £15

Includes all day travel &
entrance to all exhibition venues


Book online at www.gcrailway.co.uk

OPEN

10AM - 5PM Friday & Saturday

10AM-4PM Sunday

Great Central Railway Plc,
LE11 1RW
T: +44(0)1509 632323
www.gcrailway.co.uk
email: mre@gcrailway.co.uk



EVENT DIARY

Rochdale Model Railway Group Rochdale Model Railway Group Exhibition, Littleborough Coach House, Lodge Street, Littleborough, Lancashire OL15 9AE **Saturday:** 10.00am - 4.30pm **Sunday:** 10.00am - 4.30pm **Prices:** £3.00 adult, £0.00 child (Under 16yrs) **Contact:** Peter Rigby **Tel:** 01629 57034 **Web:** www.rmrg.co.uk

Tame Valley Scout Council Tame Valley Scout Council - Rail Road 2015, Astley High Sports College, Yew Tree Lane, Dinfield, Gtr. Manchester SK16 5BL **Saturday:** 10.00am - 5.30pm **Sunday:** 10.00am - 4.30pm **Prices:** £4.00 adult, £1.50 child, £3.00 concessions, £9.50 family (2 + 2) **Contact:** Tom Lowther **Tel:** 01613 385 097 evening 07719 259 638 anytime **Email:** superscout@sky.com **Web:** www.scoutbase.org.uk

SATURDAY APRIL 11

East Surrey N-Gauge Group 17th Annual Model Railway Exhibition, St Joseph's Catholic Primary School, Linkfield Lane, Redhill, Surrey RH1 1DU **Saturday:** 10.00am - 4.00pm **Prices:** £4.00 adult, £2.00 child, £10.00 family **Contact:** Jon Bartlett **Tel:** 01737 764 217 **Email:** bart.hyd@gmail.com **Web:** www.esng.co.uk

John Keble Church John Keble Church Model Railway Exhibition, John Keble Church Hall, Church Close, Off Deans Lane, Edgeware HA8 9NS **Saturday:** 10.30am - 4.30pm **Prices:** £4.00 adult, £2.50 child, £3.50 concessions, £10.50 family (2+2) **Contact:** Steven Perry

Model Railway Exhibition Model Railway Exhibition, Church Stretton School, Shrewsbury Road, Church Stretton, Shropshire SY6 6EX **Saturday:** 10.00am - 4.00pm **Prices:** £3.00 adult, £1.00 child, £2.50 concessions **Contact:** Chris Rochelle **Tel:** 01694 722 189 **Email:** chrisrochelle5@aol.com

Norwich Railway Heritage and Model Society Norwich MRC Exhibition, Hellesdon High School, Middletons Lane, Hellesdon, Norfolk NR6 5SB **Saturday:** 10.00am - 4.30pm **Prices:** £5.00 adult, £0.00 child (Under 16yrs), £4.50 concessions **Contact:** Norhams Exhibition Team **Tel:** 01362 820 174 **Email:** tsd24@btinternet.com **Web:** www.norhams.org.uk

Shirehampton MRC Shirehampton Model Railway Club Exhibition, The Public Hall, Station Road, Shirehampton, Bristol BS11 9TX **Saturday:** 10.00am - 4.30pm **Prices:** £2.00 adult **Contact:** Tony Davies **Tel:** 01179 094 915

Tring and District MRC Beacon-Rail 2015 Pitstone Memorial Hall, Vicarage Road, Pitstone, Buckinghamshire LU7 9EY **Saturday:** 10.30am - 16.30pm **Prices:** £3.00 adult, £1.50 child, £7.00 family (2 + 2) **Contact:** Robert **Tel:** 01442 824 350 **Web:** www.tdmrc.co.uk

SATURDAY APRIL 18

31A (Cambridge) MRC Cambridge Model Railway Exhibition, Sawston Village College, New Road, Sawston, Cambridge, Cambridgeshire CB22 3BP **Saturday:** 10.00am - 4.00pm **Prices:** £4.00 adult, £2.00 child, £3.00 concessions **Contact:** Neil Chapman **Tel:** 01284 700 219 **Email:** modelrail.club31a@ntlworld.com **Web:** www.cambridge31a-mrc.org.uk

Gloucester MRC Gloucester Model Railway Show 2015, Old Mill Hall, Gorge, Wantage, Oxfordshire OX12 7LB **Saturday:** 10.00am - 4.30pm **Prices:** £3.50 adult, £2.00 child, £3.00 concessions **Contact:** Alan Postlethwaite **Tel:** 01452 770 447

Luton MRC Luton Model Railway Club Exhibition, Christchurch Hall, Bedford Road, Hitchin, Hertfordshire SG5 1HF **Saturday:** 10.30am - 5.00pm **Prices:** £4.00 adult, £2.00 child, £10.00

family (2 + 3) **Contact:** Nigel Adams **Tel:** 01582 413 200 **Web:** www.lutonmodelrailwayclub.org.uk

Mid-Kent Model Railway Group Maidstone Model Railway Exhibition, Loose Primary School, Loose Road, Maidstone, Kent ME15 9UW **Saturday:** 10.00 am - 4.30 pm **Prices:** £3.50 adult, £1.50 child, £9.00 family **Contact:** Dakota **Tel:** 07595 255 150 **Email:** info@dakotadibben.co.uk

Newgog The South Wales O Gauge Show NEWGOG 2015 The South Wales O Gauge Show, Lysaghts Institute, Orb Road, off Corporation Road, Newport, Gwent NP14 0RA **Saturday:** 10.00am - 4.30pm **Prices:** £5.00 adult, £4.00 child, £4.00 concessions **Contact:** Fred **Tel:** 07896 967 526

Rushden Model Railway Exhibition Rushden Model Railway Exhibition, Hope Methodist Church, Rushden Academy, Hayway, Rushden, Northamptonshire NN10 6AG **Saturday:** 10.00am - 4.30pm **Prices:** £5.00 adult, £3.00 child, £3.00 concessions, £10.00 family **Contact:** Brian Silby **Tel:** 01933 400 774

SATURDAY APRIL 18 TO SUNDAY APRIL 19

Bingham MRC Bingham Model Railway Club Cotgrave Welfare, Woodview, Cotgrave, Nottinghamshire NG12 3PJ **Saturday:** 10.30am - 5.00pm **Sunday:** 10.30am - 4.30pm **Prices:** £6.00 adult, £4.00 child, £18.00 family (2 + 2) **Contact:** Stan Clough **Tel:** 01949 851 311 **Email:** stanathideaway@gmail.com **Web:** www.bingham-model-rail.co.uk

Maryport Model Club Maryport Model Clubs' 8th Annual Exhibition, Netherhall School, Netherhall, Maryport, Cumbria CA15 6NT **Saturday:** 10.00am - 4.30pm **Sunday:** 10.00am - 4.00pm **Prices:** £4.50 adult, £2.00 child, £3.00 OAP, £10.00 family **Contact:** Trevor Austin **Tel:** 01900 813 661

Wimborne Railway Society WIMRAIL 2015, Queen Elizabeth's School, Blandford Road, WIMBORNE, Dorset BH21 4DT **Saturday:** 10.30am-5pm **Sunday:** 10.30am - 4.30pm **Prices:** £6.00 adult, £2.00 child (5-17 yrs), £12.00 family (2+2) **Contact:** Graham Bevan **Tel:** 01202 673 246 **Web:** www.wimrail.org.uk

SATURDAY APRIL 25 TO SUNDAY APRIL 26

Epsom and Ewell MRC The Epsom Show, North East Surrey College of Technology, (NESCOT), Reigate Road, Ewell, Surrey KT17 3DS **Saturday:** 10.00am - 5.30pm **Sunday:** 10.00am - 5.00pm **Prices:** £7.00 adult, £0.00 child (Under 16yrs) **Contact:** Peter Swift **Tel:** 01483 576 274 **Web:** www.eemrc.org.uk

Helston & Falmouth Model Railway Club A Spring Model Railway Show in Cornwall, The Old Cattle Market Centre, Porthleven Road, Helston, Cornwall TR13 0SR **Saturday:** 10.00am - 5.00pm **Sunday:** 10.00am - 4.00pm **Prices:** £4.50 adult, £3.00 child, £4.00 OAP, £12.00 family (2 + 2) **Contact:** Steve Howe

Ilford and West Essex MRC Ilford & West Essex MRC - West Essex Modelrail 2015, St. Edwards School, London Road, Romford, Essex RM7 9NX **Saturday:** 10.00 am - 5.00 pm **Sunday:** 10.00 am - 4.00 pm **Contact:** Colin Heard **Tel:** 01708 442 836 **Web:** www.iwemrc.org.uk

Liverpool MRS Liverpool Model Railway Society Annual Exhibition 2015, Old Christ Church, Waterloo Road, Waterloo, Liverpool L22 1RF **Saturday:** 10.00am - 5.00pm **Sunday:** 10.00am - 4.30pm **Prices:** £4.00 adult, £2.00 child, £3.50 OAP **Contact:** Bill Follett **Tel:** 01515 261 574 **Web:** www.lmrs.org.uk

Sutton Coldfield Railway Society Sutton Coldfield Railway Society Model, Railway Exhibition 2014, Bishop Walsh School, Wyld Green Road, Sutton, Coldfield, West Midlands B76 1QT **Saturday:** 10.00am - 5.00pm **Sunday:** 10.00am - 4.30pm **Prices:** £5.00 adult, £4.00 OAP **Contact:** Andy Smyth

SATURDAY APRIL 25

Horsham Model Railway Club Horsham Model Railway Club Exhibition, St Leonards Church Hall, Cambridge Rd, Horsham, West Sussex RH13 5ED **Saturday:** 10.00- 16.00 **Prices:** £3.50 adult, £2.00 child, £9.00 family **Contact:** Ray Hambling **Web:** www.horshammrc.org.uk

Trix Enthusiasts Club Bristol Model Rail Show, Eden Grove Methodist Church Hall, Horfield, Bristol BS70PQ **Saturday:** 10.00am - 16.00pm **Prices:** £2.00 adult, £0.00 child **Contact:** George or Dave **Tel:** 01934 838229 **Email:** miss_use@tiscali.co.uk

OPEN DAYS

SATURDAY MARCH 21

Felixstowe Area Group N Gauge Society Felixstowe Area "N" Gauge Model Railway Group Open Day, The Welcome Hall, High Road, Trimley St Mary, Suffolk IP11 0TN **Saturday:** 11.00am - 6.00pm **Contact:** Chris Shum **Tel:** 01349 277211 **Web:** www.felixstowengauge.org.uk

SATURDAY MARCH 21

Harrogate Model Railway Club Harrogate Model Railway Club OpenDay, Bilton United Reformed Church, Corner Skipton Road and Woodfield Road., Harrogate, North Yorkshire HG1 4LN United Kingdom. **Saturday:** 10.00am - 4.00pm **Prices:** £2.00 adult, £1.00 child **Contact:** . **Tel:** 01423 521542

SUNDAY MARCH 22

Three Counties M.R.S Three Counties M.R.S Open Afternoon, The Railway Room, Aston Abbots, Buckinghamshire **Sunday:** 2.00pm - 5.00pm **Prices:** £2.00 adult **Contact:** John A. Page **Tel:** 07541 241714 **Email:** threecountiesmrs@btinternet.com **Web:** www.threecountiesmrs@btinternet.com

SATURDAY APRIL 11

Hillingdon Railway Modellers. Hillingdon Railway Modellers - Test Track Open Day, Yiewsley Baptist Church, Cornerstone Centre, 74 Colham Avenue, Yiewsley, Middlesex UB7 8HF

United Kingdom **Saturday:** 10.00am - 4.00pm **Prices:** £4.00 adult **Contact:** Peter **Tel:** 020 8368 4090 **Web:** www.hillingdonrailwaymodellers.co.uk

SATURDAY 11TH APRIL

Ipswich Railway Modellers Association Ipswich Railway Modeller's Association Open Day, 40a Norfolk Road, Ipswich, Suffolk IP4 2HB United Kingdom **Saturday:** 10.00am - 1.00pm **Contact:** Geoff Pickering **Tel:** 01473 742787 **Email:** geoffpickering38@btinternet.com **Web:** http://www.irma.co.uk

SUNDAY 19TH APRIL

Chichester & District Society of Model Engineers Chichester Model Engineers "Steam on Sunday", Blackberry Lane, off Bognor Road, Chichester (East), West Sussex PO19 2FS **England Sunday:** 14.00 - 17.00 **Contact:** Mr Earnshaw-Manell **Tel:** 07954 051594 **Email:** benguilden@gmail.com **Web:** http://www.cdsmc.co.uk

SATURDAY 25TH APRIL


Coventry and Warwickshire 7mm Modellers (COVGOG) Coventry & Warwickshire O Gauge Modelers (COVGOG), Church of the Holy Cross, St Austell Road, Coventry CV2 5EA England **Saturday:** 10.00am - 4.00pm **Contact:** Pete Clifton **Tel:** 02476 313221

Sponsored by **EUROPE PIC** Sponsored by **RAILWAYANIA** EST. 1975 Supported by **SQUIRES BOOK LAW PUBLICATIONS** Sponsored by **BOOK LAW PUBLICATIONS** Sponsored by **WOMEL CHELTENHAM CENTRE**

BRISTOL MODEL RAILWAY EXHIBITION 2015

THORNBURY LEISURE CENTRE
ALVESTON HILL, Thornbury, BRISTOL, BS35 3JB

Friday 1st May 1pm - 7pm
Saturday 2nd May 10am - 6:30pm
Sunday 3rd May 10am - 5pm



Advanced ticket Prices
Adults £5.25.
Concessionary £4.25.
Children £3.00 Family (2 Adults with 2 Children £10.50)

Parkway Show bus tickets £3.00 return
(Accompanied Children under 16 travel for free)
Advanced show and bus tickets are available now by post
Bristol Model Railway Exhibition c/o 15 Mount Pleasant, Bideford, Devon EX39 5HW
Closing date for advanced ticket applications Fri 24th April 2015
or in person at
Modelmania, Bristol
Cheltenham Model Centre
Lord and Butler, Cardiff

FREE PARKING at Leisure Centre
Burslem & Walsley - 15 Mount Pleasant, Bideford, Devon
Bus service to & from Bristol Parkway Station

All parts of the Exhibition accessible to
Wheelchair users.

For door prices and further information call 0117 9763329
or check www.bristolmodrail.co.uk
ASSOCIATION OF MODEL RAILWAY CLUBS, WALES & WEST OF ENGLAND LTD

YORK



MODEL RAILWAY SHOW

At the
KNAVESMIRE STAND
York Racecourse
YO23 1EX

OPEN DAILY from
10.00am to 5.00pm
(Monday close 4.30 pm)
Last admissions 45 minutes before close

EASTER 2015

Saturday, Sunday, Monday - APRIL 4th, 5th & 6th

York Railway Station



Photo courtesy of:
YORK 360°
www.york360.co.uk

Over 120 stands including 40 Layouts ~ Trade Stands
~ Demonstrations ~ Specialist Societies ~ FULL REFRESHMENT SERVICE
INCLUDING LICENSED BAR

Free Parking for 800 Cars

Frequent Bus Service from York Railway Station

Visit our website at www.yorkshow.org.uk

or contact the Show Manager.

Email: yorkshow@malscrimshaw.karoo.co.uk

Admission Prices (Cash Only)

Adult £9, Child £4, Family (2A+3C) £22

(Advance Tickets: Adult £7.50, Child £4, Family £19)

Advanced Booking available. Details on our Website or write to;

Mr Peter J Leadley, Mount Pleasant, North End, Goxhill, Barrow upon Humber DN19 7JN

(Please enclose SAE for reply and make Cheque/P.O. payable to York Model Railway Show)

EVENT DIARY

De Havilland Model Railway Society
Exhibition Ludwick Way Methodist Church,
Ludwick Way, (by Woodhall Parade), Welwyn
Garden City, Hertfordshire AL7 3PN **Saturday:**
10.00am - 5.00pm **Prices:** £4.00 adult, £2.00
child (5 -15 yrs), **Contact:** Phil Bicknell
Tel: 01707 267 541 **Email:** phile_b51@yahoo.
co.uk **Web:** www.dhmsr.weebly.com

Rotary Club of Fareham Rotarail 2015
Fareham College, Bishopfield Road, Fareham,
Hampshire PO14 1NH **Saturday:** 10.30am -
5.00pm **Prices:** £5.00 adult, child free, £5.00
OAP **Contact:** Chris Thomas **Tel:** 01329 663 685
Email: mazchris@tiscali.co.uk
Web: www.rotarail2015.webs.com

SUNDAY APRIL 26

Stowmarket Railway Club Stowmarket
Railway Club Exhibition Mid Suffolk Leisure Centre,
Gainsborough Road, Stowmarket, Suffolk IP14 1LH
Sunday: 10.30am - 17.00pm **Prices:** £4.00 adult,
£2.00 child, £3.00 concessions **Contact:** David
Vince **Tel:** 01449 771360 **Email:** stowmarketclub.org.uk

FRIDAY MAY 1 - MAY 3

Bristol Model Railway Exhibition 2015
Thornbury Leisure Centre, Alveston Hill, Thornbury,
Bristol BS35 3JB **Friday:** 13.00pm - 19.00pm
Saturday: 10.00am - 18.30pm **Sunday:** 10.00am
17.00pm **Prices:** £5.25 adult, £3.00 child, £4.25
concessions, Family £10.50 **Tel:** 0117 9763329
Web: www.bristolmodelrail.co.uk

TRAIN & TOY FAIRS

FRIDAY MARCH 13

Malcolm Townsend Alfreton Toy and Train Fair
Leisure Centre, Church Street, Alfreton, Derbyshire
DE55 7BD **Friday:** 7.00pm - 9.00pm **Prices:**
£2.00 adult **Contact:** Malt **Tel:** 07951 072 790
/ 01623 722 115 **Email:** maltcow@hotmail.co.uk
Web: www.tttf.co.uk

WEDNESDAY MARCH 18

Joe Lock South Croydon Toy & Train Fair, St
John's Community Hall, Upper Selsdon Road, South
Croydon CR2 8DD **Wednesday:** 6.30pm - 8.30pm
Prices: £1.00 adult **Contact:** Joe Lock
Tel: 07866 641 215

SATURDAY MARCH 21

SRP Toy Fairs Hawkinge Community Centre,
Heron Forstal Avenue, Hawkinge, Kent CT18 7FP
Saturday: 10.00am - 2.00pm **Prices:** £2.00
adult **Contact:** Gerald Widdowson **Tel:** 07739 98
012 / 01322 662 729 **Email:** srptoyfairs1@hotmail.
co.uk **Web:** www.srptoyfairs1.co.uk

TUESDAY MARCH 24

SRP Toy Fairs Tonbridge, Angel Centre, Angel
Lane, Tonbridge, Kent TN9 1SF **Tuesday:** 6.30am
- 8.30pm **Prices:** £1.00 adult **Contact:** Gerald
Widdowson **Tel:** 07739 98 012 / 01322 662 729
Email: srptoyfairs1@hotmail.co.uk
Web: www.srptoyfairs1.co.uk

SATURDAY MARCH 28 TO SUNDAY MARCH 29

Barry Stockton Fairs Barry Stockton -
Merseyside Hobbies & Model Railway Show St.
Mary's Catholic College, Wallasey Village, Wallasey,
Wirral CH45 3LN **Saturday:** 11.00am - 4.00pm
Sunday: 10.30am - 4.00pm **Prices:** £4.50 adult,
£1.00 child **Contact:** Barry Stockton **Tel:** 01513
343 362 **Web:** www.barrystocktonfairs.co.uk

SATURDAY MARCH 28

Tony Oakes (Fairs) Tony Oakes Fairs - Stoke-
on-Trent, Fenton Community Centre, Manor
Street, Fenton, Stoke on Trent ST4 2PT **Saturday:**
10.30am - 2.00pm **Prices:** £1.00 adult **Contact:**
Tony Oakes **Tel:** 01270 652 773

SUNDAY MARCH 29

SRP Toy Fairs SRP Fairs Dartford, Dartford

Science & Technology College, Heath Lane,
Dartford, Kent DA1 2LY **Sunday:** 10.00am -
2.00pm **Prices:** £2.00 adult **Contact:** Gerald
Widdowson **Tel:** 07739 98 012 / 01322 662 729
Email: srptoyfairs1@hotmail.co.uk
Web: www.srptoyfairs1.co.uk

THURSDAY APRIL 2

Joe Lock Theydon Bois Toy & Train Fair, Theydon
Bois Village Hall, Coppice Row (B172), Theydon
Bois, Essex CM16 7ER **Thursday:** 7.00pm -
9.00pm **Prices:** £1.00 adult **Contact:** Joe Lock
Tel: 07866 641 215

FRIDAY APRIL 3

Barry Stockton Fairs Barry Stockton Fairs -
Southport, Splash World, Dunes Leisure Centre,
Esplanade, Southport PR8 1RX **Friday:** 10.30am -
3.00pm **Prices:** £1.50 adult, £0.50 child **Contact:**
Barry Stockton **Tel:** 01513 343 362
Web: www.barrystocktonfairs.co.uk

SRP Toy Fairs SRP Toy Fairs Colchester, Marks
Tey Parish Hall, Old London Road, Marks Tey,
Colchester CO6 1EN **Sunday:** 10.00am - 2.00pm
Prices: £2.00 adult **Contact:** Gerald Widdowson
Tel: 07739 98 012 / 01322 662 729 **Email:**
srptoyfairs1@hotmail.co.uk **Web:** www.srptoyfairs1.co.uk

SATURDAY APRIL 4

Tony Oakes (Fairs) Frodsham Toy Fair Frodsham
Leisure Centre, Princeway, Frodsham, Cheshire
WA6 6RX **Saturday:** 10.30am - 2.30pm **Prices:**
£2.00 adult **Contact:** Tony Oakes **Tel:** 01513 343
362 **Web:** www.barrystocktonfairs.co.uk

SUNDAY APRIL 5

SRP Toy Fairs SRP Toy Fairs - Wallington, Phoenix
Centre, Mollison Drive, Wallington, Surrey SM6 9NZ
Sunday: 10.00am - 2.00pm **Prices:** £2.00 adult
Contact: Gerald Widdowson **Tel:** 07739 98 012
/ 01322 662 729 **Email:** srptoyfairs1@hotmail.co.uk
Web: www.srptoyfairs1.co.uk

MONDAY APRIL 6

Tony Oakes (Fairs) Tony Oakes Fairs - Bridgnorth,
Leisure Centre, High Town, Bridgnorth WV16 4ER
Monday: 10.30am - 3.00pm **Prices:** £2.00 adult
Contact: Tony Oakes **Tel:** 01270 652 773

SATURDAY APRIL 11

Malcolm Townsend Nottingham Toy & Train
Fair, Bluecoat Academy, Aspley Lane, Nottingham,
Nottinghamshire NG8 5GY **Saturday:** 10.00am
- 2.00pm **Prices:** £2.00 adult **Contact:** Malt
Tel: 07951 072 790 / 01623 722 115 **Email:**
maltcow@hotmail.co.uk **Web:** www.tttf.co.uk

SUNDAY APRIL 12

SRP Toy Fairs SRP Toy Fairs Rayleigh, Sweeney Park
School, Sir Walter Raleigh Drive, Rayleigh, Essex SS6
9BZ **Sunday:** 10.00am - 2.00pm **Prices:** £2.00
adult **Contact:** Gerald Widdowson **Tel:** 07739 98
012 / 01322 662 729 **Email:** srptoyfairs1@hotmail.
co.uk **Web:** www.srptoyfairs1.co.uk

Tony Oakes (Fairs) Tony Oakes Fairs -
Kidderminster, Gilt Edge Leisure Centre, Zortech
Avenue, Kidderminster, Worcestershire DY11 7DY
Saturday: 10.30am - 2.00pm **Prices:** £1.50
adult **Contact:** Tony Oakes **Tel:** 01270 652 773

SATURDAY APRIL 18

Tony Oakes (Fairs) Tony Oakes Fairs - Chester
Northgate Arena, Victoria Road, Chester, Cheshire
CH2 2AU **Saturday:** 10.00am - 3.00pm **Prices:**
£2.50 adult **Contact:** Tony Oakes **Tel:** 01270
652 773

SUNDAY APRIL 19

Malcolm Townsend Ashfield Toy & Train Fair
Festival Hall, Hodgkinson Road, Kirby-in-Ashfield,
Nottinghamshire NG17 7DJ **Sunday:** 10.00am
- 3.00pm **Prices:** £2.00 adult **Contact:** Malt
Tel: 07951 072 790 / 01623 722 511 **Email:**
maltcow@hotmail.co.uk **Web:** www.tttf.co.uk

SRP Toy Fairs SRP Toy Fairs Brighton, The
Grandstand & Paddock Hall, Brighton Racecourse,
Fresh-Field Road, Brighton, East Sussex BN2 9XZ

MEETINGS & TALKS

FRIDAY MARCH 13

Purbeck Railway Circle Purbeck Railway
Circle, Harman's Cross Village Hall, United
Kingdom 7 for 7.30: **Contact:** Bob Taylor
Email: gensec@purbeckrailwaycircle.org.uk
Web: www.swanagerailway.co.uk

MONDAY MARCH 16

Lutterworth Railway Society Lutterworth
Railway Society - Robert Day, The United
Reformed Church, George Street, Lutterworth,
Leicestershire LE17 4EF **Monday:** 7.30pm
Contact: Dave Hanger **Web:** www.
lutterworthrailwaysociety.webplus.net

Plymouth Railway Circle Plymouth Railway
Circle - Lostwithiel to Lostwithiel, St Edwards
Church Hall, Home Park Avenue, Peverell,
Plymouth, Devon PL3 4PG **Monday:** 7.30pm
Prices: £1.00 adult **Contact:** Barrie Lanyon
Email: barrielanyon@hotmail.com

THURSDAY MARCH 19

Irish Railway Record Society IRRS - Bord na
Mona Railways Today, Calthorpe Arms
252 Grays Inn Road, London WC1X 8JR
England **Thursday:** 7.00pm **Email:**
irrs london@hotmail.com **Web:** www.irrs.ie

SUNDAY MARCH 29

Rusper MRC Rusper Model Railway Club -
Operating Meeting, Rusper Model Railway Club,
Pickhurst, Nr Bromley, Kent England **Contact:**
Tim Crumplin **Web:** www.ruspermrc.co.uk

MONDAY MARCH 30

**Nantwich & Market Drayton Railway
Society** Nantwich & Market Drayton Railway
Society - Bob Yate, King's Head Inn, Shrewsbury
Road, Market Drayton TF9 3EH England
Monday: 8.00pm **Contact:** John Slyn **Web:**
www.the-gingerbread-line.co.uk

MONDAY MARCH 30

Plymouth Railway Circle Plymouth Railway
Circle - Preserved Steam from both sides of the
Atlantic on film, St Edwards Church Hall
Home Park Avenue, Peverell, Plymouth,
Devon PL3 4PG **Monday:** 7.30pm **Prices:**
£1.00 adult **Contact:** Barrie Lanyon **Email:**
barrielanyon@hotmail.com

THURSDAY APRIL 2

Lutterworth Railway Society Lutterworth
Railway Society - Stephen Gay, The United
Reformed Church, George Street, Lutterworth,
Leicestershire LE17 4EF **Thursday:**
7.30pm **Contact:** Dave Hanger **Web:** www.
lutterworthrailwaysociety.webplus.net

TUESDAY APRIL 7

**Southern Electric Group - South Hampshire
Branch** Southern Electric Group - Eastleigh
Meetings, Eastleigh Railway, Institute, Romsey
Road **Tuesday:** 7.30pm **Prices:** £3.00 adult
Contact: John Goodrich **Tel:** 023 8067 0028

Prices: £2.00 adult **Contact:** Gerald Widdowson
Tel: 07739 98 012 / 01322 662 729 **Email:**
srptoyfairs1@hotmail.co.uk **Web:** www.srptoyfairs1.
co.uk

WEDNESDAY APRIL 22

Joe Lock Hoddesdon Toy & Train Fair, Sheredes
School, Cock Lane, Hoddesdon, Hertfordshire EN11
9JY **Wednesday:** 7.00pm - 9.00pm **Prices:**

FRIDAY APRIL 10

Purbeck Railway Circle Purbeck Railway
Circle, Harman's Cross Village Hall, United
Kingdom **Friday:** 7.00 for 7.30 **Contact:** Bob
Taylor **Email:** gensec@purbeckrailwaycircle.
org.uk **Web:** www.swanagerailway.co.uk

MONDAY APRIL 13

Mirfield Railway Enthusiasts Society Mirfield
Railway Enthusiasts Society - L&Y in its Heyday,
The Navigation Tavern, Station Road, Mirfield,
West Yorkshire WF14 8LG **Monday:** 7.30pm
Contact: Pete Whitworth **Tel:** 01924 498451

MONDAY APRIL 13

Plymouth Railway Circle Plymouth Railway
Circle - Colour Rail Update, St Edwards Church
Hall, Home Park Avenue, Peverell, Plymouth,
Devon PL3 4PG 7.30pm: **Prices:** £1.00 adult
Contact: Barrie Lanyon **Email:** barrielanyon@
hotmail.com

TUESDAY APRIL 14

The Enfield Transport Circle Enfield Transport
Circle Diamond Jubilee of the Routemaster Bus,
First Floor Meeting Room, The Drill Hall Spurch
Club, Old Park Avenue, Enfield, Middlesex EN2
6PJ **Tuesday:** 20.00 - 22.30 **Prices:** £3.00
adult **Contact:** Roger Elkin **Tel:** 020 8363
0697 **Email:** rogerelkin@btinternet.com

THURSDAY APRIL 16

Irish Railway Record Society IRRS - Ulster
Steam on the 1960's Some Untold Stories
Calthorpe Arms, 252 Grays Inn Road, London
WC1X 8JR England **Thursday:** 7.00pm **Email:**
irrs london@hotmail.com **Web:** www.irrs.ie

THURSDAY APRIL 16

Lutterworth Railway Society Lutterworth
Railway Society - Ted Cook, The United
Reformed Church, George Street, Lutterworth,
Leicestershire LE17 4EF **Thursday:**
7.00pm **Contact:** Dave Hanger **Web:** www.
lutterworthrailwaysociety.webplus.net

SUNDAY APRIL 19

Rusper MRC Rusper Model Railway Club -
Operating Meeting, Rusper Model Railway Club,
Pickhurst, Nr Bromley, Kent England **Contact:**
Tim Crumplin **Web:** www.ruspermrc.co.uk

MONDAY APRIL 27

**Nantwich & Market Drayton Railway
Society** Nantwich & Market Drayton Railway
Society - Bill Chapman, King's Head Inn,
Shrewsbury Road, Market Drayton TF9 3EH
England **Monday:** 8.00pm **Contact:** John
Slyn **Web:** www.the-gingerbread-line.co.uk

MONDAY APRIL 27

Plymouth Railway Circle Plymouth Railway
Circle - The Changing Landscape of the
Railway Scene, St Edwards Church Hall, Home
Park Avenue, Peverell, Plymouth, Devon PL3
4PG **Monday:** 7.30pm **Prices:** £1.00 adult
Contact: Barrie Lanyon **Email:** barrielanyon
@hotmail.com

£1.00 adult **Contact:** Joe Lock **Tel:** 07866
641215

SUNDAY APRIL 26

Barry Stockton Fairs Barry Stockton Train & Toy
Fairs - Wirral, Hulme Hall, Wirral, Merseyside CH62
5DH **Sunday:** **Prices:** £1.50 adult, £0.50 child
Contact: Barry Stockton **Tel:** 0151 334 3362
Web: www.barrystocktonfairs.co.uk



**Liskeard
Railway
Models**

Supporting
**LOSTWITHIEL
TOY FAIR**
Sunday
26th April

**LISKEARD
RAILWAY MODELS**
Station Road, Liskeard, Cornwall PL14 4BX
TEL: 01579 349950
www.liskeardrailwaymodels.co.uk
Email: info@liskeardrailwaymodels.co.uk







LACY SCOTT & KNIGHT

Chartered Surveyors | Property Agents | Valuers & Auctioneers

QUARTERLY SALES

Toy and Collectors Models Auctions

Saturday: 16th May, 15th August, 14th November

Entries close: four weeks prior to the sales



We specialise in all forms of railway related items including 00 gauge, 0 gauge, Hornby Dublo, Marklin, Railwayana and all other forms of collectables railway models.

Enquiries: Oliver Leggett

oleggett@lsk.co.uk or 01284 748623

01284 748600 10 RISBYGATE STREET BURY ST EDMUNDS WWW.LSK.CO.UK

Also at Market Place, Stowmarket | 01449 612384 Property Agents | Chartered Surveyors | Valuers and Auctioneers



Vectis
AUCTIONS LTD
COLLECTABLE TOY SPECIALISTS

The World's Premier Train Auction House




Approaching Model Train Auctions

Train and Toy Sale - Saturday 28th March 2015

(Rugby at 10.00am)

Model Train Sale - Friday 17th April 2015

(Thornaby at 10.30am)

For further information regarding these sales visit

www.vectis.co.uk



invaluable

VECTIS AUCTIONS, FLECK WAY, THORNABY, STOCKTON-ON-TEES, TS17 9JZ

Telephone 01642 750616 - 01993 709424 (Oxford office)

Fax 01642 769478 - e-mail admin@vectis.co.uk

Dates are correct at time of print but are subject to change - please check www.vectis.co.uk for updates

SQUIRES

MODEL & CRAFT TOOLS

100 London Rd, Bognor Regis, West Sussex PO21 1DD

Tel 01243 842424, Fax 01243 842525

Email sales@squirestools.com www.squirestools.com

Squires will be exhibiting at the following shows in 2015 – Diary updated as bookings are confirmed.

- Mar 14/15 - BASINGSTOKE** Model Railway Exhibition, Aldworth Science College, Western Wy. Basingstoke, Hants, **RG22 6HA** Sat 10-5, Sun 10-4.
- Mar 14/15 - HUNTINGDON** East Anglian Model Railway Exhibition, The Britten Arena, Wood Green Animal Charity Centre, Huntingdon, **PE29 2NH**. Sat 10-5, Sun 10-4.
- Mar 21/22 - NOTTINGHAM** East Midlands Model Railway Ex Hadden Park High School, Harvey Rd, Bilborough, Nottingham, **NG8 3BB**. **Plenty of FREE Parking. ** Sat 9.30 - 5.30, Sun 10 - 5.00.
- Mar 22 - STAFFORD** G Scale Society Show, Stafford County Showground, Weston Rd, Stafford, **ST18 0BD**. Sun 10 - 5.
- March 28 - ISLINGTON** - The Toy Soldier Show London, The Islington Business Design Centre, 52 Upper Street, London, **N1 0QH** Saturday 10.30 - 4pm www.guidelinepublications.co.uk
- April 4 - 6 - YORK** Model Railway Show, Knavesmire Stand, Racecourse Rd York. **YO23 1EX**. Sat/Sun 10-5, Mon 10-4.30 Coming to York Show? Why not try Sunday or Monday the show is less busy - See more of the layouts and a lot easier to get to our stand :-) *FREE Parking*
- April 11 - NORWICH** Model Railway Ex, Hellesdon High School, Norwich **NR6 5SB**. Sat 10-4.30.
- April 11/12 - HORSHAM** Crawley MRS Exhibition, Tanbridge House School, Farthings Hill, Guildford Rd, Horsham, **RH12 1SR**. Sat/Sun 10-5.
- April 11/12 MELKSHAM** 2015 Trainwest Model Railway Exhibition, Christie Miller Sports Centre, Bowerhill Industrial Estate, Melksham, Wiltshire, **SN12 6QU**. Sat/Sun 10-5
- April 25 LEIGH O SCALE NORTHWEST** Leigh Sports Village, Sale Way, Leigh, Lancs. **WN7 4JY**.
- April 25/26 - SUTTON COLDFIELD** Model Railway Exh, Bishop Walsh School, Wylde Green Rd, Sutton Coldfield, **B76 1QT**. **Plenty of FREE Parking. ** Sat 10 - 5, Sun 10 - 4.30.
- May 1/2/3 - THORNBURY** Bristol Model Railway Exhibition, Thornbury Leisure Centre, Alveston Hill, Thornbury, near Bristol, **BS35 3JB**. Fri 1-7, Sat 10 - 6.30, Sun 10 - 5.
- May 2/3 - SHEPTON MALLET** The South West Model Show, Bath and West Showground, Shepton Mallet. **BA4 6QN** Sat 10 - 6, Sun 10 - 5 Attractions include; Model Boats, Planes, Cars, Railways, Static Models
- May 9 - PORTSMOUTH** Victory Model Rail Exhibition, Admiral Lord Nelson School, Dundas Lane, Portsmouth, **PO3 5XT**. 10-4.
- May 9 - READING** Assoc of Larger Scale Railway Modellers Trade Show & Exhibition, Rivermead Leisure Centre, Reading. **RG1 8EQ**. 10-4.
- May 9/10 BARROW-UPON-SOAR**, Humphrey Perkins High School, Barrow-Upon-Soar, Nr Loughborough, Leicestershire. **LE12 8JU**. Sat 10 - 5/Sun 10 - 4.
- May 16 BOGNOR REGIS** South Downs 7mm NGA Group Model Railway Exhib, Felpham Community College, Felpham, Bognor Regis, **PO22 8EL**.
- May 16/17 - MIDDLESBOROUGH** Model Rail Exhibition, Settlement Community Centre, Union St, Middlesbrough, **TS1 5NQ**. Sat/Sun 10-5.
- May 30 - CLECKHEATON GOG** Trade Convention & Exhibition, Whitcliffe Sports Centre, Turnsteads Ave, Cleckheaton, W.Yorks. **BD19 3AQ**. 10-4.
- June 6/7 - SHILDON**, Model Railway Exhibition, Locomotion Museum, Shildon **DL4 1PQ** Sat/Sun 10-5.
- June 6/7 - DONCASTER NORTHERN MODEL BOAT SHOW** 2015 Doncaster Deaf Trust, Leger Way, Doncaster. **DN2 6AY**. Sat 10-5/Sun 10-4 Free Parking - Camping on Site (Chargeable) & Restaurant
- June 6/7 - GLASGOW** 'O' Gauge Model Railway Exhibition, Pollokshaws Burgh Hall, Pollokshaws Road, Glasgow, **G43 1NE**. Sat 10 - 4pm, 11 - 4pm *Plenty of Free Parking - Close to Railway Station*
- June 27/28 - PERTH** Model Railway Ex, Dewars Ice Rink, Perth, **PH2 0TH**. Sat 10-6, Sun 10-5.
- Aug 1/2 - SOUTHWOLD** Waveney Valley Model Railway Exhibition, Saint Felix School, Southwold, **IP18 6SD**. Sat 10-5, Sun 10-4.30
- Aug 8 - BEXHILL** Model Railway Exhibition, St. Richards Catholic College, Ashdown Road, Bexhill-on-Sea, East Sussex, **TN40 1SE** Sat 10 - 5pm
- Aug 15/16 - BUTTERLEY** Midland Raillex 2015 Model Railway Exhibition, The Midland Railway - Butterley Station, Ripley, Derbyshire **DE5 3QZ**, Sat/Sun 10 - 5pm
- Aug 22/23 - SKIPTON & DISTRICT RAILWAY SOCIETY** Model Railway Exhibition, Aireville School, Gargrave Road, Skipton, **BD23 1UQ** Sat/Sun 10 - 5 ***Note NEW Dates*** Plenty of FREE Parking
- Sept 5/6 - TELFORD GUILDEX** 2015 O Gauge Exhibition & Trade Show, Telford Ex Centre, St. Quentin Gate, Telford, **TF3 4JH**. Sat 10-5, Sun 10-4.
- Sept 12/13 - SWINDON** Railway Festival STEAM Museum of the Great Western Railway, Fire Fly Avenue, Swindon, **SN2 2EY** Sat/Sun 10 - 5 Tel 01793 466646, Email enquiries: steammuseum@swindon.gov.uk
- Sept 19/20 - AYR** Model Railway Exhibition The Citadel Leisure Centre, Ayr. **KA7 1JB**. *Modern Venue with easy access & FREE car parking.* Saturday 10 - 5 / Sunday 10 - 4
- Sept 26/27 HALIFAX** Model Railway Exh, North Bridge Leisure Centre, Halifax, **HX1 1XH**. Sat/Sun 10 - 5.
- Oct 10/11 ALDERSHOT** Farnham Model Railway Club Exhibition, Connaught Leisure Centre, Tongham Road, Aldershot, Hants. **GU12 4AS**. Sat 10-5, Sun 10 - 4.30
- Oct 10/11 - SHILDON**, Model Railway Exhibition, Locomotion Museum, Shildon, **DL4 1PQ** Sat/Sun 10-5.
- Oct 10/11 - DUNDEE** Model Railway & Model Show Sports Centre, Mains Loan, Dundee, Angus **DD4 7AA**

New Tools Shop Extension Opening Soon – New Printed Mail Order Catalogue to be published soon – reserve your copy now.
Exhibition Invitations always welcomed.

EASY 5 STEP PROCESS



1. Contact us with your list of items
(email, post, or phone)



2. Our experts review your list & make a valuation



3. Either send us your items or we arrange collection



4. We check them & confirm the offer



5. We make a payment to you
(cash, bank transfer, cheque or store credit*)

*We are able to offer a higher valuation if you choose store credit

Some examples of what we've purchased before . . .



Hornby Streamlined Coronation 4-6-2



Bachmann Limited Edition Class 20



Wrenn LNER Class A4 4-6-2

Phone opening times
Mon to Thu **7am-9pm**
Fri & Sat **8am-6pm**
Sun **9am-5pm**

0151 733 3655
preowned@ehattons.com

WE PURCHASE ALL



Electrotren



TODAY

and locos & rolling stock

ehattons.com/preowned
preowned@ehattons.com



WHY CHOOSE HATTON'S?

Over 65 years of experience
Offering you the best prices in the industry
Valuations made by experts
Free quotes with no obligation to trade
We can collect
No collection too big or too small
Fast, secure payment
Store credit available



Kit-built LNWR Claughton 4-6-0



Corgi, EFE & Oxford Diecast



Coaches, Rolling stock & Accessories

... all available to buy online at ehattons.com/latestpreowned

BRANDS, INCLUDING



Shop opening times

Mon to Sat 8am-6pm

Sun 10am-4pm

364-368 Smithdown Road
Liverpool, L15 5AN

PHONE/ORDER HOTLINE
(0114) 2551436**Open 9:00am - 5:00pm****24 Hr Answerphone service for orders****RAILS OF SHEFFIELD****SHOP OPENING HOURS:****9:30am - 5:00pm****Monday - Saturday****Free parking outside the door!****HORNBY****FULL RANGE STOCKED AT BARGAIN PRICES**

R1177	Gloucester City Pullman Electric Train Set	£140.00
R3019	BR (Late) Grange Class 'Paviland Grange' #6845 - Weathered	£123.00
R3020	LMS 2-6-4T Fowler 4P Class LMS Red #2308	£100.95
R3103	BR Class A4 'Bittern' #60019 BR Green Double Tender - SE	£131.95
R3105	GWR Castle Class 'Wellington' GWR Green Hawksworth Tender	£122.95
R3118	BR Castle Class 'Penrice Castle' #7023 BR Green	£125.95
R3185	South Eastern 'Sir Chris Hoy' Class 395 Javelin Train Pack	£134.50
R3187	GNR 0-6-2T N2 Class #1744	£78.95
R3204	LSWR 0-4-4T M7 Class - NRM	£113.95
R3205	BR 4-6-0 'Rood Ashton Hall' 4900 Class	£104.95
R3221	LMS 'Duchess Of Sutherland' and Support Coach Train Pack	£148.95
R3222	GWR Green 2-8-0 42XX Class Locomotive	£104.95
R3224	BR Black 2-8-0 52XX Class Locomotive	£104.95
R3225	GWR Green 2-8-2 72XX Class Locomotive	£113.95
R3227	BR Black 2-8-0 Class O1 Locomotive 63663	£114.95
R3230	LNER 0-6-0 J15 Class Locomotive - Pre 1948	£95.95
R3231	BR 0-6-0 J15 Class Locomotive - Early BR	£95.95
R3232	BR 0-6-0 J15 Class Locomotive - Late BR	£95.95
R3233	LNER 4-4-0 D16/3 Class - Pre 1948 Locomotive	£95.95
R3234	BR 4-4-0 D16/3 Class - Early BR Locomotive	£95.95
R3235	BR 4-4-0 D16/3 Class - Early BR (1948) Locomotive	£95.95
R3236	BR 4-6-2 'Duke Of Gloucester' Class B- Late BR 1960	£109.95
R3237	GWR 4-6-0 'Caerphilly Castle' Castle Class - NRM	£128.95
R3238	SR 0-6-0 700 Class Locomotive - 1920s-1930s	£95.95
R3239	BR 0-6-0 700 Class - Late BR Locomotive	£95.95
R3240	BR 0-6-0 700 Class - Early BR Locomotive	£95.95
R3242	BR 2-6-0 K1 Class - Early BR Locomotive	£113.95
R3243/A	BR 2-6-0 K1 Class - Late BR Loco Different Running Numbers	£113.95
R3244/TTS	BR Green 4-6-2 'Duke Of Gloucester' #71000 with TTS Sound	£122.95
R3245/TTS	BR Blue 4-6-2 'Tornado' 'Peppercorn' A1 Class TTS Sound	£135.95
R3246/TTS	LNER 2-8-2 'Cock O' The North' P2 Class Locomotive TTS Sound	£135.95
R3258	BR 2-BILL 2 Car Electric Multiple Unit Train Pack	£113.95
R3260	SR 2-HAL 2 Car Electric Multiple Unit Train Pack	£113.95
R3263	BR Co-Co Diesel Electric 'Vanguard' Class 50024 Locomotive	£129.95
R3267/XS	Transrail Co-Co Diesel Electric Class 60005 'Skiddaw' DCC Sound	£217.95
R3268	Arriva Train Wales Bo-Bo Diesel Electric Class 67 003 Locomotive	£122.95
R3269	BR Intercity 125 Class 43 HST (Eastern Region) Pack	£183.95
R3270	Midland Mainline Class 43 HST Pack	£183.95
R3271	BR InterCity Class 43 HST Pack	£183.95
R3273	RailRoad BR 2-10-0 Franco Crosti Boiler 9F Class - Early BR	£104.95
R3274	RailRoad BR 2-10-0 Franco Crosti Boiler 9F Class	£104.95
R3284/TTS	RailRoad LNER 4-6-2 Flying Scotsman A1 Class TTS Sound	£87.95
R3285/TTS	RailRoad LNER 4-6-2 Gwddal A4 Class Locomotive TTS Sound	£87.95
R3286/TTS	RailRoad BR Empress of Canada Class 40 D232 TTS Sound	£73.95
R3287/TTS	RailRoad BR Class 47 401 BR Blue Diesel Locomotive TTS Sound	£73.95
R3289/TTS	Network Rail Class 37 97301 Locomotive with TTS Sound	£73.95
R3290/A	BR2-HAL 2 Car Electric Multiple Unit - Different Running Numbers	£113.95
R3291/XS	Colas Rail Freight Co-Co Diesel Class 56094 with DCC Sound	£217.95

BACHMANN**FULL RANGE STOCKED AT BARGAIN PRICES**

30-042	Digital Starter Train Set	£127.49
30-048	'The Highlander' Digital Sound Train Set	£250.71
30-170	'Thames Clyde Express' Electric Train Set	£148.71
30-575	The Railway Children Collectable Train Pack	£25.95
31-029	Class 166 Networker 3 Car DMU #166204 Thames Trains	£25.95
31-119	BR Standard Class 4MT #75035 BR Black Late Crest - Weathered	£25.95
31-137	Class D11/2 6385 'Luckie Mucklebackit' LNER Black	£25.95
31-138	Class D11/2 'Haystoun of Bucklaw' #62682 BR Black Early Emblem	£25.95
31-187	Jubilee Class 'Nelson' #5664 LMS Crimson with Stanier Tender	£25.95
31-214	Patriot Class 4-6-0 'Giggleswick' #45538 BR Green Early Emblem	£25.95
31-318	Robinson Class J11 (GCR9) #5317 LNER Black 0-6-0	£69.50
31-344	Class 04 #D2332 'Lloyd' NCB Industrial Yellow - Weathered	£25.95
31-365	Class 03 #03170 BR Blue Wasp Stripes & Air Tanks - Weathered	£25.95
31-441/DC	Invat Class 2MT 2-6-2 Tank #41291 BR Lined Black Late Crest	£99.95
31-517/DS	Class 158 2 Car DMU #158849 Regional Railways "SOUND"	£95.95
31-614	Class V3 Tank #67609 BR Lined Black Late Crest Cranked Pipes	£25.95
31-635	Class 64xx 0-6-0 Pannier Tank #6407 GWR Green	£25.95
31-637	Class 64xx 0-6-0 Pannier Tank #6400 BR Lined Green Late Crest	£25.95
31-656/DC	Class 47 #D1677 'Thor' BR Green Yellow Ends	£99.95
31-658	Class 47 #47190 'Pectinidae' BR Petroleum Sector - Weathered	£95.95
31-679	Type AL5 Electric #E3095 BR Electric Blue Small Yellow Panel	£25.95
31-691	LMS Stanier Mogul Class #42969 BR Lined Black Early Emblem	£25.95
31-692	LMS Stanier Mogul Class #42968 BR Lined Black L/C (Preserved)	£25.95
31-920	H2 Class Atlantic 4-4-2 2426 'St Alban's Head' SR Olive Green	£25.95
31-921	H2 Class Atlantic 4-4-2 32424 'Beachy Head' BR Black Early Emblem	£25.95
31-995	LMS 10000 BR Brunswick Green, Lined Orange & Black	£89.50
31-996	LMS 10000 BR Brunswick Green, Part Eggshell Blue Waistband	£89.50
31-997	LMS 10001 BR Brunswick Green, Blue Waistband Yellow Panels	£89.50
32-038/DS	Class 20 #20124 BR Blue Indicator Disks - Weathered "SOUND"	£25.95
32-065	Class 43 'Warship' #D865 'Zealous' #D865 BR Maroon Yellow Panel	£25.95
32-066	Class 43 'Warship' #D835 BR Green Yellow Panel	£25.95
32-085	Class 56XX #6639 BR Black Early Emblem	£25.95
32-260/DC	WD Austerity 2-8-0 #90448 BR Black Late Crest	£117.95
32-285	Class 101 2 Car DMU BR Green with Speed Whiskers	£119.95
32-286	Class 101 2 Car DMU BR Green with Yellow Warning Panel	£119.95
32-331	Class 25/1 #25043 BR Green Full Yellow Ends - Weathered	£25.95
32-440	Class 24/1 D5135 BR Green	£25.95
32-442	Class 24/1 #24137 BR Blue	£25.95
32-529/B	Class 55 #D9011 BR Two Tone Green	£87.95
32-680	Class 45 #45036 BR Blue Split Centre Head Code	£25.95
32-762/DS	Class 57/3 'The Hood' #57312 Virgin - Weathered "SOUND"	£25.95
32-763	Class 57/3 'Pride of Crews' #57309 DRS Compass Blue	£25.95
32-784	Class 37/0 #37242 Mainline Blue Centre Head Code - Weathered	£25.95
32-785/DS	Class 37/0 #37254 BR Departmental - Weathered "SOUND"	£25.95
32-786	Class 37/0 #37174 EWS Domino Head Code - Weathered	£25.95
32-927	Class 150/1 2 Car DMU #150128 First Great Western	£127.46
32-938	Class 150/2 #150204 Northern Rail	£127.46
32-992	Wickham Type 27 Trolley Car BR Engineers Yellow	£25.95
32-993	Wickham Type 27 Trolley Car BR Engineers Yellow Wasp Stripes	£25.95
35-076	Class E4 0-6-2 #473 Southern Green	£25.95
35-077	Class E4 0-6-2 #32556 BR Black Early Emblem	£25.95

GRAHAM FARISH**FULL RANGE STOCKED AT BARGAIN PRICES**

370-080	'Countryside Coal' Digital Train Set	£25.95
370-500	Cumbrian Mountain Express Collectable Train Pack	£71.95
371-019	Class 08 #08897 EWS - Weathered	£84.96
371-085	Class 25/1 #D5188 BR Green	£84.96
371-087	Class 25/2 #25234 BR Blue	£93.46
371-110	Class 31 #D5563 BR Green - Directional Lighting	£93.46
371-111	Class 31 #D5596 BR Green Small Yel Panels - Directional Lighting	£93.46
371-112	Class 31 #31173 BR Blue - Directional Lighting	£93.46
371-165	Class 37/4 #37407 'Loch Long' BR Blue Large Logo	£89.20
371-168	Class 37/5 #37506 Railfreight Red Stripe	£89.20
371-169	Class 37/4 #37409 DRS	£89.20
371-286	Class 55 'Kings Own Yorkshire Light Infantry' #D9002 BR Green SYP	£93.46
371-287	Class 55 'Prince of Wales's Own Regiment of Yorkshire' #55005 Blue	£93.46
371-330	Class 150/1 #150128 First Great Western	£101.95
371-384	Class 66 #66209 EWS - Weathered	£93.95
371-396	Class 66 (Low Emission Variant) 'Interhub GB' #66731 GBRF	£89.21
371-454	Class 37 #D6827 BR Green Centre Headcode - Weathered	£97.70
371-558	Class 158 2 Car DMU #158871 ScotRail	£97.50
371-604	Class 42 'Warship' 'Onslaught' #D832 BR Green	£93.46
371-635	Class 70 Powerhaul #70006 Freightliner	£99.95
371-656	Class 57 #57312 Network Rail Yellow	£93.46
371-657	Class 57 'Pride of Crews' #57309 DRS Compass Livery	£93.46
371-880	Class 108 2 Car DMU BR Green Small Yellow Panel	£114.71
371-987	Class 64xx 0-6-0 Pannier Tank #6400 BR Lined Green Late Crest	£63.71
372-030	Castle Class 'Earl of Dunraven' #5044 GWR Lined Green	£25.95
372-181	Princess Coronation Class 'Duchess of Hamilton' #46229 BR Green	£127.46
372-183	Princess Coronation Class #46240 'City of Coventry' BR Crimson L/C	£127.46
372-310	Merchant Navy Class #35024 'East Asiatic Company' BR Blue E/E	£25.95
372-312	Merchant Navy Class #35028 'Clan Line' BR Green Late Crest	£25.95
372-385	Class A2 'AH Peppercorn' #525 LNER Apple Green	£127.46
372-388	Class A2 'Blue Peter' #60532 BR Lined Green Late Crest	£127.46
372-400	Class 139 #1856 LNER Lined Black Flat Sided Tender	£75.95
372-536	Class 4MT Tank #80119 BR Lined Black Late Crest	£89.21
372-625	Invat Class 2MT #46521 BR Lined Green Late Crest	£91.95
372-626	Invat Class 2MT BR Lined Black E/E Locomotive 46440	£91.95
372-653	BR Standard Class 4MT #76079 BR Lined Black Early Emblem	£100.26
372-725	BR Standard Class SMT 73068 BR Lined Green Late BRIC Tender	£99.95
372-727	BR Standard SMT 'Camelot' BR Lined Black Early BRIB Tender	£99.95
372-752	Fairburn 2-6-4 Tank #42073 BR Black Late Crest	£89.21
372-800A	Class A1 'Tornado' #60163 BR Lined Brunswick Green	£125.50
372-800B	Class A1 'Tornado' #60163 BR Express Blue	£125.50
372-930	N Class 2-6-0 #1406 SR Olive Green Slope-sided Tender	£110.46
372-931	N Class 2-6-0 #31844 BR Black Early Emblem	£110.46

RAILS BLACK LMS LIMITED EDITIONS

31-998 LMS Twins Wooden Box Set #10000/10001 Black/Chrome £249.50

UK POSTAL RATES: £4.00 (1st Class), £4.50 (1st Class Recorded), Special Delivery £8.50 next day delivery inc Saturdays by 1:00pm (orders must be placed before 2:00pm on date of despatch), £7.50 per parcel over 2kg sent via ParcelForce courier for next day delivery inc Saturdays (orders must be placed before 3:00pm on date of despatch). This excludes post codes: IV, HS, KA27-28, KW, ZE, PA20-78, PH17-50, BT, IM, TR21-25, JE-GY and P031-41 which will be charged at £12.

WORLDWIDE POSTAL RATES: Postage charged at cost sent via Royal Mail Airmail under 2kg, ParcelForce over 2kg. (Air sure and international signed for available on request). Non EEC countries are VAT deductible.

New releases may be booked in advance. All mail order or telephone orders despatched immediately with an immediate refund or follow-on option on 'Out of Stock' items. Please advise with your order.

All goods are either in stock or on order. By Car: From M1 South, Junction 29, follow A617 to Chesterfield then A61 to Sheffield. From M1 North, Junction 33, follow Parkway then A61 Chesterfield Road. By Bus: From Midland Station/Transport Interchange catch No 53 (Lowdges) bus to Albert Road (approximately 2 miles).

PRICE PROMISE

We guarantee the price of our forthcoming releases for Locomotives, coaches and wagons to be at least 10-25% less than the RRP at the time of release. We also offer large discounts on many of our railway accessory ranges.

We continually monitor other retailers to ensure that our prices are always competitive.

JUST LOOK FOR THE**Colour coding:****No DCC****DCC READY****DCC Fitted/Sound****PLEASE NOTE:**

All items currently in stock are despatched immediately.

Forthcoming releases will be despatched immediately upon release.

If your order contains both current items and forthcoming releases then these will be despatched separately and subject to separate delivery charges.

DAPOL AT BARGAIN PRICES

N GAUGE OO GAUGE O GAUGE

GOLD STAR STOCKISTS FULL RANGE STOCKED

Call us or see our website for
more details and bargain prices

ESU Loksound AT BARGAIN PRICES

V4.0 Steam Sound Decoder with Speaker	Classes A4 Pacific, A1/A2 Pacific, A1 Pacific 'Tornado'	£94.50
	GWR Pannier 57xx, GWR Manor 78xx, BR/LMS Mogul, 4MT Tank, Jubilee, BR/LMS Fairburn, Ivatt Class 4, 3F Jinty, Bulleid Pacific	
V4.0 Diesel Sound Decoder with Speaker	Classes 03/08/20/24/25/31/37/40/43 HST/44/45	£94.50
	47/50/52/55/57/66/67/108 DMU/158 Sprinter	
DCCSFIT	Fitting service for all OO gauge Steam Classes	£25.00
DCCDIFT	Fitting service for all OO gauge Diesel Classes	£20.00

All sound decoders are available with either 8 or 21 pin connectors, several of the steam decoders are suitable for use in other locomotives. See our website for more details.

50010	ECosBoost ext. Booster 4A DCC/MOT/SX/mfx	£197.50
50011	ECosBoost ext. Booster 8A DCC/MOT/SX/mfx	£369.50
50111	ECosControl Radio Handset & Base Station	£241.50
50200	ECosCommand Station (2nd Gen) 15-21V & Colour Touchpad	£499.99
50300	Navigator Digital System Wireless IR Handset & Base Station	£258.50

DECODER FITTING SERVICES

DCCFIT6	DCC Decoder fitting service for N gauge 6 pin DCC Ready locomotives	£29.50
DCCFIT8	DCC Decoder fitting service for OO gauge 8 pin DCC Ready locomotives	£29.50
DCCFIT21	DCC Decoder fitting service for OO gauge 21 pin DCC Ready locomotives	£29.50

The charges for our fitting services are inclusive of the cost of the decoder which will either be a Hornby 4 or Bachmann 3 function decoder chosen at our discretion.

HELJAN AT BARGAIN PRICES

OO GAUGE O GAUGE

FULL RANGE STOCKED
Call us or see our website for
more details and bargain prices

Corgi Dambusters 70th Anniversary



AA32621 Avro Lancaster B MK.III	£124.50
AA33615 Panavia Tornado GR4	£89.50

PHONE/ORDER HOTLINE

(0114) 2551436

Open 9:00am - 5:00pm

24 Hr Answerphone service for orders



GAUGEMASTER AT BARGAIN PRICES

DCP-CB12D	DCC Concepts Cobalt Digital Slow Action Point Motor (12)	£179.50
DCP152	DCC Concepts Cobalt Slow Action Point Motor (12 Pack)	£165.50
DCC01	Prodigy Express Package	£119.95
DCC02	Prodigy Advance Package	£209.50
DCC03	Prodigy Advance 2 Wireless Starter Set	£359.50
DCC13	Prodigy Advance 2 Wireless Walkaround	£144.50
DCC14	Prodigy Advance 2 Backlit Walkaround	£99.00
DCC23	6 Pin N Gauge Plug-in Decoder	£21.00
DCC27	OMNI 21 & 8 Pin Decoder	£15.95
DCC30	Accessory Decoder	£45.50
DCC40	Auto Reverse Module	£31.50
DCC51	Prodigy Wireless Conversion Set	£199.50
DCC55	Prodigy Advance Wired Computer Interface Cable	£40.50
Model D	Twin Track Controller	£67.50
Model Q	Four Track Controller	£124.50
PM1	Point Motor with Accessory Switch	£4.00
PM2	Point Motor	£3.50
PM4	Point Motor Self Latching with Switch	£4.95
100M	Single Power Controller	£67.95

PECO AT BARGAIN PRICES

FULL RANGE STOCKED

All Gauges Track and Accessories

Call us or see our website for
more details and bargain prices

DJ MODELS AT BARGAIN PRICES

Advance Orders Now Being Taken

for the new DJ Models Range

All Gauges Track and Accessories

Call us or see our website for
more details and bargain prices

ALSO STOCKED AT BARGAIN PRICES

In addition to full ranges from all the manufacturers featured here we also offer full ranges from:



WOODLAND SCENICS
The World Leader in Model Scenery



and many more. If you can't find the product you are looking for on our website then
please contact us and we can order it in for you.

Check out our **ebay** stores to see what discontinued and rare items we have on offer and
for your chance to pick up a second-hand bargain today.

Visit: <http://stores.ebay.co.uk/Rails-Of-Sheffield>

Visit: <http://stores.ebay.co.uk/The-Rails-of-Sheffield-Vault>

MODEL RAILWAYS BUY – SELL – EXCHANGE ANY GAUGE ANY AGE TOP PRICES PAID

<https://railsofsheffield.com>

OFFICIAL HORNBY
COLLECTORS CENTRE

Est 1975

FOR MORE SPECIAL OFFERS AND UP TO THE
MINUTE RELEASES VISIT OUR WEBSITE

TELEPHONE/ORDER
HOTLINE

(0114) 2551436

Open 9:00 am - 5:00 pm
24 Hr Answerphone service for orders



RAILS OF SHEFFIELD

SHOP OPENING HOURS:

9:30 am - 5:00 pm

Monday - Saturday

Free parking outside the door!

WANTED

CASH OR PART EXCHANGE

We urgently require collections of any size featuring products from the following manufacturers:



We are always on the lookout for all types of kit built models including Pro-Scale, Nu-Cast, Golden Age Models, Silver Fox Models, Comet Models, David Andrews and Japanese/Korean Brass in addition to all manufacturers above.

Please do contact us if you are at all unsure as to whether we would be interested in your collection.

We value your used models very highly and will pay top prices for all items offered.

We provide a fast, professional and friendly service from our family run business.

Distance is no object and anything is considered.

Please telephone us on 01142 551436, email secondhand@railsofsheffield.com, fax us on 01142 555982 or post your lists to the address at the bottom of the page, all enquiries answered.

RAILS OF SHEFFIELD, 21/29 CHESTERFIELD ROAD, SHEFFIELD, S8 0RL. TEL(0114) 255 1436, 8 LINES. FAX (0114) 255 5982
PHONE/FAX/24 HR ANSWERPHONE FOR ORDERS OUTSIDE SHOP HOURS. EMAIL: info@railsofsheffield.com WEBSITE: <https://railsofsheffield.com> (E & OE)



TELEPHONE: 01244 400930

CHESTER MODEL CENTRE

71 - 73 BRIDGE STREET ROW (East) CH1 1NW



'This is great for me'

OPEN 7 DAYS A WEEK Mon - Saturday 10:00am - 17:30pm Sunday 11:00am - 17:00pm

The A4 Silver Jubilee Collection - 80th Anniversary Limited Edition Set

£579.99 Available To Pre-Order - 1 Set Per Customer - Order Now to Avoid Disappointment

Expected 1st September 2015 - Sets Will Be Allocated Strictly By Date Ordered

Each Silver Jubilee A4 locomotive in the Collection has been produced as a limited edition in specially commissioned individual packaging and is complete with an authenticating certificate - each of the collection of four will contain the same numbered certificate.



LNER 2509 'SILVER LINK'



LNER 2510 'QUICKSILVER'



LNER 2511 'SILVER KING'



LNER 2512 'SILVER FOX'

The Model Shop For The North West and North Wales - www.chestermodelcentre.com

Sig-naTrak® Model railway electronics by GFB Designs

Simple operation of points and signals from DCC or DC ("Analogue") power!

Control of layout accessories need not be complicated!

Our products have the following advantages.....

- ★ Minimal wiring - just two wires for basic operation!!
- ★ Solderless connectors!
- ★ Straightforward installation - self-contained units!
- ★ Easy set up - no complex programming required!
 - setting up controls built-in!
 - no extra circuits or modules required!
- ★ Low power drain - throw away that heavy transformer!!
- ★ Built-in DCC decoder - automatically adjusts for DC!

Visit our web site, or send a large-letter SAE for more details.

The GEM

(part no: DPD2001)
A complete point motor with built-in capacitive discharge unit! Only 28mm base board depth needed!



£16.80

The IMP

(part no: DS1001)
Drives a model control servo for semaphore signals, crossing gates, shed doors etc.



£12.10

Prices include VAT @ 20%. Postage & packing extra.

Full terms & conditions on web site or on request

GFB Designs - WE put YOU in control!

Also available.....

RCS0009 - Servo - Recommended for use with the IMP £3.90

RAS1202 - Accessory Switch - Plugs onto the GEM or IMP. Switches up to 4A current for live frogs or accessories. £4.20

Order via our website, or by telephone or fax.



67 Boddens Hill Road, Stockport, SK4 2DG


Tel: 0161 883 2022; fax: 0161 883 2077

Email: gfbdesigns05@btinternet.com

Web: www.gfbdesigns.co.uk



RMLectronics
Working Scale lighting products



For the 4mm Finescale Enthusiast
**HAND MADE in Britain
BRASS CONSTRUCTION**

BRINGING YOUR MODELS TO LIFE
Club & Trade enquiries welcomed

RMLectronics
Tel: 01262 481264
1 Glebe Gardens, Beeford,
Driffield, YO25 8BF
East Riding of Yorkshire
www.rmlectronics.co.uk
rmlectronics@btinternet.com

**PAIGNTON
MODEL SHOP**

Stockist of:
Hornby, Bachmann, Peco,
OO & N gauge, Woodland
Scenics, Metcalfe, Superquick, Airfix,
Scalextric, Ratio, Wills & Scenerama.
Loco Weathering service available.

60 Hyde Road, Paignton,
Devon, TQ4 5BY
Tel: 01803 555882

Email:
paigntonmodels@hotmail.co.uk
Website:
www.paigntonmodelshop.com

RHUDDLAN
MODELS

- Model Railways
- Games Workshop
- Die Cast Models
Corgi - Dinky - Matchbox
- Plastic Kits
Airfix - Revel - Etc

**NEW AND USED ITEMS
BOUGHT AND SOLD**

HIGH ST, RHUDDLAN.
01745 590048
www.rhuddlanmodels.co.uk

**TENNENTS
Trains**

Home and International
Mail Order is our speciality
www.tennentstrainsofhalesowen.co.uk

- We stock gauges from N to G
- Discount prices on major
manufacturer locomotives • Large
secondhand selection • Agents for
Lionel and MTH Trains • Fine
and course scale O Gauge • 3 rail track O
and OO a speciality • Repair and kit
building service • DCC fitting service
- Lots of tools materials and fittings
- Free secondhand valuations

Tel: 0121 550 1266
Shop 1, No. 130 Hagley Road,
Hayley Green, Halesowen, B63 1DY
Opening times: 11am to 5pm
Monday, Tuesday, Wednesday,
Friday and Saturday

Topp Trains

NEW
Shop for model
railway enthusiasts
OPEN NOW
Free Parking

Wide range of stock from all
your favourite suppliers,
PLUS bespoke services,
ordering service and online shop.



Call us or see our website for details
28 Marston Road, Stafford, ST16 3BS
Tel: 01785 247883

Tri-angman
specialist in model railways

Tri-ang, Hornby, Wrenn,
Bachmann, Minic etc...
buy, sell & repair hard to
find items and collectables

Find me on
www.tri-angman.co.uk
or contact:
Tel 07966 333605
laurence@tri-angman.co.uk

INVERTRAIN

Model Railways
7mm O Gauge Specialist

Sole Supplier of Wayoh Coach Bodies
HCBK018 Permanent Way Hut Kit £19.00
(plus £4.00 p&p)



For Full Details Of All Our Products,
Please See Our Website at www.invertrain.com
Or Send £4.00 for our latest Illustrated Catalogue To:-
33 Rose Gardens, Cairnecroft, Dunfermline, Fife, KY12 8QS
Tel. 01383 880844 (Answer-phone available)
Please make cheques payable to Invertrain Model Railways

P & D Marsh
Whitemetal kits, hand
painted models and laser
cut wooden structures in
N and OO.

**INCLUDES FINISHED
AND PAINTED
SIGNALS IN BOTH
GAUGES.**

Free price lists available.

The Stables, Wakes End Farm,
MK17 9FB
Tel: 01525 280068
www.pdmarshmodels.com

Fine OO/HO detail from...

SUPERQUICK
MODEL KITS

The NEW Red Brick Tunnel Entrance kit A14



NEW
OUT NOW

see the full range of
kits and building papers at...

www.superquick.co.uk
Available from all good model shops NOW!

THEHOBBYGoblin

STOKE-ON-TRENT
13 Queen Street, Burslem, ST6 3EL

Wide range of scenery

- Hornby • Bachmann • Peco
- Lenz • Dapol • Gaugemaster
- Graham Farish • Metcalfe
- Plus much more!

www.thehobbygoblin.co.uk
T: 01782 823818 E: info@thehobbygoblin.co.uk

The Model Railway Shop

- Unique and Generous Part-Exchange Service
- Honest Prices Paid on your Exchange Goods
- Free Servicing - Only Parts Chargeable
- Stockists of New, Used, Hard to Find and Unusual Items

Address: 30 Station Lane, Featherstone,
Pontefract, West Yorkshire, WF7 5BE
Helpline: 01977 706730/07940 368316
Email: modelrailwayshop@hotmail.co.uk

**time machine
models**

Stockists of PECO, HORNBY & GAUGEMASTER,
OXFORD DIECAST MODELS ETC.

32 WESTBOROUGH RD, MAIDENHEAD, SL6 4AR
(just off A4, west of town centre)

Telephone: (01628) 622603

OPENING TIMES: TUES-SAT 11.00am-5.00pm

**EDWINSTOWE
TRAINS N THINGS**
@ BENHAMS

Model Railway Retailer Of:-
Train Sets, Engines, Rolling Stock of Hornby,
Bachmann, Graham Farish, Gaugemaster,
Dapol & Accessories. New & Second Hand.

Tel: 01623 822302 Mob: 07759 162963
Email: shop@benhamsonline.co.uk
45 High Street, Edwinstowne, NG21 9QR
www.benhamsonline.com

Dereks Transport Books

www.derekstransportbooks.com
dereksbooks@btinternet.com

All transport subjects covered
Established 1995 Ringwood

Visiting the Isle of Wight?

Two floors of
locomotives, wagons, coaches, buildings,
scenery, electrics, figures, cars and more!

N/009/HO/00/On30/G

UPSTAIRS DOWNSTAIRS
Pier Street - Sandown - PO36 8JR
01983 406 616 - www.udiw.com

HASLINGTON MODELS

134 Crewe Road, Haslington, Crewe CW1 5RQ
Telephone/Fax 01270 589079
email: haslingtonmodels@live.co.uk

Appointed Stockists of
Bachmann, Farish, Hornby, Peco,
Gaugemaster, Dapol, Vi-Trains, Heljan,
Humbrol, etc etc.
• FREE Parking

OPEN THURS, FRI & SAT ONLY 10.00-16.00

BARRY JONES

Specialist in the sale of quality secondhand
railway. Transport timetables, posters, maps,
publicity, photographs, and official items
always wanted. Railway collectables and
model railways, also sought.

28 Marine Crescent, Worthing BN12 4JF
Tel/Fax: 01903 244655
Email: barryjones28@virginmedia.com

Realistic Flowers At Realistic Prices

<p>Only £3.50pk</p>	<p>Only £3.50ea</p>	<p>Only £3.50pk</p>
<p>Flower Borders 100mm long (mixed colours) Per Pack 7mm - 2, 4mm - 3, 2mm - 5</p>	<p>Flower Planters - Rectangular or Square (random colours)</p>	<p>Flower Beds (random colours) Per Pack 7mm - 11, 4mm - 21, 2mm - 33</p>
<p>From £2.50ea</p>	<p>Only £3.50pk</p>	<p>Only £2.00pk</p>
<p>Flexi-Hedge 300mm long 15mm - £2.50, 20mm - £2.75, 30mm - £3.00</p>	<p>Grass Strips 55mm long (mixed colours) Per Pack 1-2mm - 16, 2-4mm - 12</p>	<p>Grass Tufts - Choice of 8 shades 2-4mm Tall - 21 per pack</p>
<p>Gift Certificates available to Buy online W: www.themodeltreeshop.co.uk E: sales@themodeltreeshop.co.uk</p> <p>The Model Tree Shop, 4 David Hume View, Chirnside, Scottish Borders, TD11 3SX Tel: 01890 819 021</p> <p>My Hermes £4.95 P&P Royal Mail £6.95 P&P</p>		

FINE SCALE BRASS

NEW FOR 2015 - 0 Gauge ready to run BR 9F 2-10-0

All Brass hand built construction. Stove enamel finish in lined BR Green or standard black. Vermilion between frames. All axles sprung, coined brass wheels with stainless steel tyres. Powerful 'Faulhaber' motor + LHL/FM gearbox as befits the prototype and driving rear coupled axle. DCC, sound, smoke & weathering available at extra cost.

Picture shows pre-production prototype.

Three versions fully finished pre-order price (saving £200 on launch price) -£2000.00 Evening Star, £1850.00 single or double chimney black. Available with variations of lamp brackets, front steps and choice of BR1B/C/E & F tenders. Prices include VAT & insured UK delivery. Credit/Debit cards at no extra cost (excluding Amex). Order now, limited numbers available.

Visit our new website www.finescalebrass.co.uk to see the ever expanding range, or contact us on 01132761759 for our latest list.

Email: john@finescalebrass.co.uk. Major credit cards accepted without premium.

Finescalebrass (UK) Ltd, Unit 5, Matrix Court, Leeds, LS11 5WB



DCC Supplies

Excellence in model control

E-Mail: info@dccsupplies.com **Website:** www.dccsupplies.com
Telephone: 0845 224 1601 **OR** 01905 621 999

- We take the time to find the product for you.
- Our own range of innovative products.
- We stock everything you will need.
- DCC installations for any gauge.
- Expert friendly customer support.
- Informative DCC workshops.
- Teaching you the facts since 2006.
- Visit us at our shop and try the demo facilities.

Shop Opening Times:

Mon - Wed 10am - 6pm
 Thursday 12pm - 6pm
 Friday 10am - 5pm
 Saturday 10am - 4pm
 Visitors Welcome.

Phone Opening Times:

Mon - Thurs 10am - 6pm
 Friday 10am - 5pm



The
Complete
Digital
Service

gamesontrack

- GPS location of Locomotives - Draws Layout
- Simple automation - No need to cut track
- Control from PC, Smartphone or DCC handset
- Add wireless control to your existing DCC equipment



For more info visit: dccsupplies.com/GOT

Redutex

Bring realism to your layout
 Natural finish
 N - OO - O scale
 self-adhesive
 3D 'look and feel' effect sheet.
 Easy to cut, Easy to Fit.



Check the website for more details

Unit 17A, Top Barn Business Centre, Holt Heath, Worcestershire, WR6 6NH

Locomotion
 THE NATIONAL RAILWAY MUSEUM AT SHILDON

**National
Railway
Museum**



"The National Collection in Miniature" Series

Bachmann Exclusive Edition based on the NRM's "Ivatt" large Atlantic locomotive.

Four variants available:



BR No. 62822 (black weathered livery)



LNER No. 3251 (apple green livery)



GNR No. 251 (preserved livery)



BR No. 62822 (black pristine livery)

BR Black versions due soon!

A £50 deposit secures your choice of model with the balance plus p&p payable prior to dispatch.



Available exclusively from:
www.locomotionmodels.com the NRM's on-line model shop
 or the **Locomotion** museum shop in Shildon **Tel: 01388 771439**

• REPAIRS DONE •

CUSTOMERS WANTED!...With an eye for a bargain

• LOCOS DCC CHIPPED •

SPRING CLEARANCE

R2946 BR BLUE 4VEP	£90
STEAM LOCO'S	
R2784X GREEN MALLARD DCC FITTED	£69
R3230, 1, 2 J15	£104
A4 GADWELL TTS SOUND	£95
DUKE OF GLOUCESTER TTS SOUND	£130
R3110 BR 262 TANK 61XX CLASS	£69
R3017 PATRIOT SIR HERBERT WALKER	£90 £100
R3085 SCOT WELSH GUARDSMAN	£100
R3005 28XX WEATHERED	£95
R3006 38XX WEATHERED	£103
R3030 LMS 4F	£70
R3124 BR EARLY CREST 42XX	£98.00
R3126 BR LATE CREST 52XX	£98.00
TTS SOUND A1 TORNADO	£140.00
R3243 K1 62024	£120
R3243A K1 62027	£120
R3242 K1 62015 EARLY CREST	£120

DAPOL

D6316, 6328 DAPOL CLASS 22 WITH HEADCODE	£105
D6326, D6316 DISCS WITHOUT HEADCODE	£107
DAPOL COACH KITS	£9.95
DAPOL READY MADE COACHES	£12.95
FULL RANGE OF DAPOL ROLLING STOCK	

OXFORD DIECAST

GOOD RANGE OF E.F.E. BUSES, MANY LOCAL INCLUDING 16124 BRADFORD LEYLAND PD2 E15

Full range of OO & N Gauge

Cars, Wagons, Buses, Tractors etc

TRACKSIDE

DG22600 COLES CRANE YELLOW	£10
DG5006 RUSTON BUCYRUS SCIMMER LNER	£10
DG5003 RUSTON BUCYRUS SCIMMER GREEN	£10
DG5004 RUSTON BUCYRUS DRAG SHOVEL GWR	£10
DG5002 RUSTON BUCYRUS DRAG SHOVEL GRN	£10
00000 RUSTON BUCYRUS FACE SHOVEL GRN	£10
DG5007 RUSTON BUCYRUS F/SHOVEL SOUTHERN	£10

Pennine Models at Haworth



HUGE RANGE OF HORNBY - Can't find Hornby?
Call us first! Full range of Peco, OO Dapol, Humbrol, Scalextric. All at discount prices



Pennine Models
33/35 Mill Hey, Haworth, Keighley BD22 8NQ
Tel: 01535 642367
penninemodels@googlemail.com

Wednesday to Sunday 11am-5pm

COACHES

R4634A/B/C BLUE GREY STD WITH LIGHTS	£33
R4567 GRESLEY CORRIDOR 1ST	£20
R4534A PUSH-PULL COACH PK	£59.99
R4534B PUSH-PULL COACH PK	£62.50
LIGHTED PULLMAN COACHES	
R4478/79/80/81/86/87	£25.00
R4639 A/B/C TSO MIDLAND MAINLINE	£27
R4638/A FO MIDLAND MAINLINE	£27
R4444A FO INTERCITY BLUE/GREY	£27
R4446A TSO INTERCITY BLUE/GREY	£27
R4429 PULLMAN NO. 171	£25
R4468 GRESLEY BUFFET BLUE/GREY	£39.95
R4406A CRIMSON & CREAM BRAKE 3RD	£21.00
R4408A CRIMSON & CREAM BRAKE COMPE	£21.00
R4407A CRIMSON & CREAM COMPOSITE	£21.00
MK3 COACHES	
MIDLAND MAIN LINE FO, TSO, TGS, BUFFET	£27.00
BLUE GREY EATERN REGION WITH LIGHTS FO, TSO, TGS, BUFFET	£33.00
EXVIRGIN FO, TSO, TGS, BUFFET MK1 COACHES	£26.50
R4635/A/B ARRIVA WALES MK3 STANDARD CLASS	£26.50
MK1 COACHES	
CRIMSON & CREAM, CHOC & CREAM & MAROON	
SO, TSO COMPOSITE & FULL BRAKE AVAILABLE IN RAILROAD	£19.00
OR FULL SPECIFICATION WHICH IS METAL WHEELS & ENHANCED PRINTING	£23.00
WAGONS	
R6675/76/77 21 TON HOPPER	£13.95
R6466/67/68 OTA EWS RED	£12.00EA
R6489/70/71 OTA THAMESBOARD BLUE	£11.00 EA
R6541 TOTAL	£6.95
R6543 MURCO 100T TANK	£17.00
R6642/A SHUNTERS WAGON GW	£9.00
R6643/A SHUNTERS WAGON BR	£9.00
R6647 EX BLUE SPOT BARRIER	£9.60
R6650 B R BLACK TROUT	£16.50
R6401A B R 9 PLANK GREY	£5.50
R6606 MGR HOPPERS	£17.50
HORNBY YEAR WAGONS	
2010	£5.50
2011	£6.00
2015	£9.50
2013	£8.25
2014	£10.50

VAST RANGE OF PLASTIC KITS
many going back 10 years

Everything in the shop to turn a Train Set into a Model Railway.

www.grimytimes.co.uk

WEATHERING SPECIALIST

GRIMY TIMES



Weathered locos for sale - SEE WEBSITE

ALL SCALES CATERED FOR RENUMBERING & RENAMING

EXCEPTIONAL
QUALITY &
PRICE

Contact Steve Tel: 01925 727436 Mobile: 07921830484
Email: grimytimes66@yahoo.co.uk (for weathering only)

**Sankey
Scenics**

Over 650 different packs of
Quality Signage & Train Packs

NEW
ITEMS

COACH DESTINATION BOARDS



THE MOST
COMPREHENSIVE
RANGE OF
MODEL
SIGNAGE

Tel: 07565892209

www.sankeyscenics.co.uk

N Gauge
Coach Lights
Now Available!

Easy-Fit Sound & Lighting

Add real sound & lighting to your layout!

NEW Automatic Coach Lights for any Coach

Easy fit - motion activated - no wiring, no pickups, no flickering



Now Available in N!

Now Available in N & OO - from under £20 complete

NEW Fit real sound in your train - only £40!

Tiny motion controlled sound capsule and battery - no wiring



Diesel &
Steam Now
Available!

Works on both DC & DCC! Steam, Diesel, Goods....
Easy Fit - no wiring, no Pickups, no Switches, no Soldering

Ask for free guide to fitting SFX Sound into N gauge

Available direct from www.dcpexpress.com & model shops

Order by 3pm for same day First Class despatch



Train-Tech
Model Technology Made Easy

FREE
BROCHURE
FREE

DCP Express
Bryon Court
Bow Street
Great Ellingham
NR17 1JB, UK

01953 457800 / www.Train-Tech.com



£4 UK P&P - but this month quote BRM415 for £2 off postage!



FULL STEAM AHEAD ON YOUR MODEL SPACE

**Deluxe
Package**

**CONVERT
YOUR LOFT**
for as little as
£3999



ecoloftTM
space creators

call for a **FREE** no obligation quote
0845 017 6057

specialists in:

- ✓ hobby rooms
- ✓ loft ladders
- ✓ dust proof storage rooms
- ✓ Velux® windows
- ✓ lighting & sockets
- ✓ insulation & ventilation

www.ecoloftuk.com

- ✓ Hung or Cross Braced Floor
- ✓ Deluxe Fakro Fold Down Staircase
- ✓ Fully Kingspan Insulated & Vented
- ✓ Velux® Windows
- ✓ Storage Cupboards in Eaves
- ✓ Fully Plaster Boarded & Skimmed
- ✓ Downlights & Flush Face Sockets
- ✓ Skirting Board & Architrave
- ✓ Building Control Certificate

* Disclaimer: EcoLoft rooms have the look & finish of a loft conversion. However they are only storage rooms & must never be used as a bedroom.


The ultimate digital crafting website!

CRAFTY
Computer paper

20% OFF
your first order
when you join our mailing list

Print your own decals
Easily customise your models
using our water-slide decal
paper for inkjet or laser printers.

for ideas and lots of inspiration visit us at
www.craftycomputerpaper.co.uk



YouChoos DCC Sound

LET'S MAKE SOME NOISE!

...with the biggest range of authentic British sounds on the best decoders



Did you know, we also make lamps, lighting, connectors and lots more?



0844 7725052

www.YouChoos.co.uk

john@youchoos.co.uk



OptiVISOR

The precision binocular magnifier that leaves both hands free

Lightweight and comfortable in use, the OptiVISOR is designed for people who need to see minute detail clearly.

The glass lenses are ground and polished to exacting standards. Six easily interchangeable lens plates with magnifications from 1.5x to 3.5x are available and can be purchased separately.

The OptiVISOR can be worn over normal spectacles and tilts upwards when not in use.

The OptiLOUPE is an attachable single lens which can be used over either eye and increases the magnification of the OptiVISOR by 2.5x for even closer inspection.

VisorLIGHT illuminates the magnified viewing area. (requires 2 AA batteries, not supplied)



Order the OptiVISOR with the VisorLIGHT for £76.90 and receive a FREE OptiLOUPE. **ALL ORDERS POST FREE**

OptiVISOR (with one lens plate)	£49.95
OptiLOUPE	£12.95
VisorLIGHT	£26.95
Spare Plate	£29.95



Viking Optical Centres

With shops in Glasgow, Edinburgh & Halesworth

Mail Order: 01986 875315

Blyth Road, Halesworth, Suffolk, IP19 8EN Tel: 01986 875315

New Books from Strathwood

Out Now



SELLING FAST

Eastern Steam Days Remembered
£29.95

London Midland Steam Days Remembered II
£29.95



SELLING FAST



SELLING FAST



Looking Back at AC Electric Locomotives
£19.95

Looking Back at Peaks
£19.95



SELLING FAST

Sixties Diesel & Electric Days Remembered V
£29.95

Strathwood

9 Boswell Crescent, Inverness IV2 3ET

TELEPHONE ORDERS

01463 234004

Payment: Visa/Mastercard or Sterling Cheque drawn on a UK Bank. Order via post, telephone or email.

Overseas book orders only: please add 15% for postage
UK orders under £25 please add £2.95 P&P



www.strathwood.co.uk

SouthWest digital Distributor for the UK **ESU** Trade welcome

As real as it gets!



Photos: Chris Perkins

New range of GWR Sounds

Close your eyes and you're there!

UDRIVE
responsive sound algorithm
The highest quality sounds in all gauges. A wide range of responsive steam and diesel sounds developed for the all new **UDRIVE**

Crystal clear digital sound



Test drive the latest loco sounds with stunning clarity at SWD – call now for more info

T: 01934 515382 info@swd4esu.co.uk
www.southwestdigital.co.uk

Model the LYR

With the new Bachmann LYR 2-4-2 Tank Loco now available this would be a great time to find out more about this fascinating railway
www.lyrs.org.uk

Members receive 7 publications each year

4 magazines
in full colour with topical information and modelling articles

3 LYR Focus
Historical information
Researched by well known authors

Plus access to
Photo collections
Drawing collections
Information service
Model kit & book offers



Only £31
Overseas £38

The Lancashire & Yorkshire Railway Society

Ken Carter, Membership Officer
11 Waveney Close, Arnold, Nottingham NG5 6QH
membership@lyrs.org.uk





Wellingborough Trains & Models

Stockists of:
Bachmann, Hornby, Peco,
Gaugemaster, Humbrol, Airfix,
Fisher-Price Trackmaster,
Woodland Scenics, Expo and many more

Childrens craft corner

Wellingborough Trains and Models
17 Market Street, Wellingborough,
Northamptonshire NN8 1AN
Tel: 01933 274069
Email: shop@thelococentre.com
Web: www.facebook.com/thelococentre



AC Models

Tel: 02380 610100

www.acmodelseastleigh.co.uk



Your one stop shop for the model enthusiast, selling brand new and near-new model trains, slotcars, sets and diecast toys at very special prices direct from our website or our shop in Eastleigh. We stock Hornby, Bachmann, Airfix, Scalextric, Lilliput, Spectrum etc and much more.
Both shops are closed on Wednesdays and Sundays
Gift vouchers available

WE HAVE EXPANDED TO NO9 HIGH STREET
New Radio Control Department,
Spares Department and Games Workshop now at No.7
www.acmodelsspares.co.uk

7 High Street, Eastleigh, Hants, SO50 5LB
email: info@acmodelseastleigh.co.uk

ALL COMPONENTS LTD

Upper Owlbury House, Montgomery, Powys SY15 6SZ
Tel: 01588 638678 www.allcomponentsltd.co.uk

Looking forward to meeting you at all the shows!
P&P £4. Catalogue now available £4.95

P1B4 - POINTS INDICATOR BOARD

Shows the direction of up to 4 points. Operated by Solenoid point motors with 4 individual sets of supplied red and green LEDs and remembers the direction when you next power up the layout. Easy to fit with clear instructions. ALWAYS KNOW THE WAY YOUR POINTS ARE SET - EVEN WHEN YOU FIRST SWITCH ON.



£22.95
for up to 4 pts.

VERY FINE WIRE 2m pkt for £3.95

3amp multistrand flexible wire.
EWS3 0.53mm dia in rd, bk, bl, grn, yl, brn, grey.
HSS Heat Shrink Sleeve For Above £1.30

LU10 VARIABLE LIGHTING UNIT

The OnTrack Controls LU10 powers up to 54 grain of wheat bulbs or 150 LEDs for lighting-up your layout, and also lets you vary the brightness. It has 2 x 12v DC outlets at 2.2amps on each winding. It is in a strong metal box, with moulded plug and lead.



A Best Seller! **£84.95**

ROLLING STOCK DETECTOR

Operating on supplied light-dependent resistors, this easy-to-fit board shows where up to 4 locos are located.



RSD1 £23.95

Capacitor Discharge Unit

One CDU protects all your points from blowing. A must for any layout **CDU £10.95**
If you are changing more than 2 points on 1 switch use **HDCDU £15.95**

EXHIBITIONS:

14-15 March Macclesfield, 21-22 March Nottingham,
28-29 March Ally Pally, 4-5 April Barleylands Farm,
11-12 April Bangor, N.Ireland, 25-26 April Epsom, 9-10 May Derby

CASED TRANSFORMERS

24v AC (4 points)£39.95
12v at 1 amp£39.95

SWANN MORTON

Pk of 5 blades95p
Pk of 100 blades£14.95
Retractable Handle£7.55

MINIATURE TOGGLE SWITCHES

.....ea 1+20+
SMT1 SPST on-off£1.25...£1.15
SMT2 SPDT c/o on-off£1.35...£1.25

SMT3 SPDT c/o on-off-on£1.40...£1.30
SMT4 DPDT on-on£1.60...£1.50
SMT5 DPDT c/o c/off on-off-on£1.70...£1.60

SMT6 SPDT for points (on)-off-(on)£1.70...£1.60
Lever covers 17p CLC/bk,bl,gn,yel, grey,rd,wh

HAND-HELD CONTROLLERS WITH FEEDBACK
HH5/N 1 amp of 9v for N Gauge£49.95
HH5/O 1 amp at 12v for O Gauge£49.95
HH5/O 3 amp at 12v for O Gauge£49.95

Power units for above, if required£49.95
BULBS
STD 3mm or 5mm30p ea or 20 for £5.50
12V, 3mm or 5mm50p ea or 20 for £9.00

Grain of Wheat45p ea or 20 for £8.00
Grain of Rice90p ea or 20 for £17.00

LAYOUT WIRE

EW06 single strand10 mtrs £1.60
EW07 1.4amp10 mtrs £1.60
EW07 Bi-colour10 mtrs £2.20
EW16 3.0amp10 mtrs £2.95
EW024 6.0amp10 mtrs £3.75

XURON CUTTERS

Sprue Cutter£13.95
Vertical Track Cutter£17.95
Track Cutter£16.95
Photo Etched Scissors£18.95

LAYOUT BUILDING SERVICE AVAILABLE

Are you ever going to build that Model Railway you have always promised yourself?
Are you perhaps too busy? Unsure of where to start? Or haven't got a clue as to the electronics? Well here's the answer. We will design and custom build your Model Railway in your own home. Please phone for further details

INTERNATIONAL MODELS

www.internationalmodels.net

email: internationalmodels22@hotmail.com

THE SCENIC SPECIALISTS!!



FREE SHIPPING ON ALL BRITISH BACKSCENES!!

Huge Selection of 9" and 15" British Backscenes



New scenes now available
please visit our website for details

Retaining walls paving in 2mm and 4mm scale



501014 Grey Parallel Wall 4mm



306051 Rustic Closed Arch




501042 Brown Angled Wall 4mm




The wonderful world of scenery!!



004 23 Grass Fibres
4.5mm Autumn



792-32 Lavender



998-21 White
flowers




725-21 Tufts with
leaves spring



006-34 Grass Fibres
6.5mm Winter



727-22 Long Tufts



936-22 Summer
Ivy



731-29 Blossom
Strips colourful

ANITA DÉCOR

EXCLUSIVE SCENERY PRODUCTS FOR MODELLING



AD 8000 12 - 5 Fir Trees
12cm



AD 7550
25
Oak Tree



AD 7550
20
Birch Tree



AD 12 Med green
fibres



AD 200 Garden Hedge



AD 300 Countryside Hedge



AD 400 Countryside
Hedge with Saplings

Visit our website for all details and special offers



Terms and Conditions Apply






sawyermodels@earlestown

SAWYER MODELS



@SawyerModels



27 BRIDGE STREET, EARLESTOWN,
NEWTON-LE-WILLOWS, MERSEYSIDE, WA12 9BE

Earlestown has deep roots within the history of today's modern railway.
Home to the Vulcan foundry where such engines as Deltics and LMS engines were built, the Viaduct Wagon Works where freight wagons were built and more recently, Earlestown has become home to Sawyer Models.

Opened in May 2014, Andrew Sawyer welcomes Loco enthusiasts from across the nation. With a full DCC installed working layout, Sawyer Models provides a great selection for advanced collectors and for those who are just getting started.

Situated on Bridge Street, Sawyer Models are OPEN Monday to Wednesday and Friday to Saturday 10am to 5pm CLOSED Thursdays and Sundays with FREE parking throughout Earlestown and only a 2 minute walk from Earlestown train station.



01925 227835 • sawyermodels@hotmail.com
www.sawyermodels.co.uk



Up to 25% off C&L/Carr's during March TRACK, KITS, BALLAST & FLUXES

ALSO - CHECK OUT OUR PECO PRICES - BIG DISCOUNTS

N Gauge, OO Setrack & Streamline, O Gauge, SM-32, G-45 & Gauge 1

C&L Flexitrack – SALE prices

OO, EM, P4 (Hini Nickel Silver of Steel)

Box of 25 lengths of 1 x metre. Normally £121

Now 25% off – **only £90.75.**

One metre £4.40 (instead of £5.50)

O (F7) (Hini Nickel Silver of Steel)

Box of 8 lengths of 1 x metre. Normally £55

Now 25% off – **only £41.25.**

One metre £6.30 (instead of £7.90)

Carr's – sample of SALE prices

Baseboard Alignment Dowels

Usually £8 – **now £6.50**

Ballast our own make with scale sized pieces

Light/Dark Grey, 2mm, 4mm, or 7mm

Large (usually £9) **now £6.75**

Small (£5.50) **now £4.40**

PECO – sample prices

Our normal low prices!

'OO' - SL100 or SL100F - Box c.100

or c.75 flexi wood - **£63.95**

SL80 Single slip c. 100 **£26.95**

SLE192 Small Radius c.75 **£9.95**

LK55 Turntable **£38.95**

LK32 Tunnel **£7** LK33 Bridge **£7**

'N' - SL300F 1 x yard c.55 - **£2.85**

SL300 1 yard c. 55 - **£2.60**

Code 55 SLE380F Single Slip **£29.95**

SLE399F 3-way **£25.95**

'O' - SL700BH Box code 124 - **£67**

SL700FB Box c.143 - **£70.00**

SLE791/2 'O' Med t/outs **£37.95**

See website or phone for full list

Build your own C&L track? **SALE 20% OFF 'KITS'**

We supply 'easy to build' Turnouts Kits. Ideal for beginners (no soldering)

Parts 'ready made' – just glue kit together for prototypical looking turnout.

Full range includes Straight & Curved, also D/Slips & 3 Way in OO, EM, P4 & O.

NEW – N Gauge Build your own flexi or turnouts A5/B6/B8/Diamond

Visit our Shop at:

Aran Lodge, Severn Rd.
Hallen, BRISTOL, BS10 7RZ
Mon – Thursday 9am – 4pm

C&L Finescale Modelling

www.finescale.org.uk Tel: 01179 505 470

GC WEATHERING

"Its the little things we do"



With over 25 years experience of Airbrush Artwork.
We are a model locomotive weather service with a difference.

Using oil paints, pigments, resin, technical pencil, graphite & watercolours we give a unique finish to our complete weathering service.

Our pick n mix is a firm favourite so you can customize your loco whether it is for a basic weathering, with a bit of grime or a full weathering service with a choice of ten customised looks to choose from including:

- Greasy buffers
- Dirty buffers
- Water overspill
- Oil overspill
- Smoke box ash
- Diesel exhaust pigment

Thank you very much for my Class 37, which arrived on time yesterday. With the super weathering job, lights and sound, the model really echoes the 1960's. having the yellow panels added is well worth the extra, having struggled with yellow panels for ages. I am sure we will be doing more business come 2015.

Mr Foster, Oxfordshire

Is your layout your pride & joy?

Why not email it over today and show the world...

Tel: 01279 817433 Mob: 07445 161654

Email: workshop@gclocoweathering.co.uk

www.gclocoweathering.co.uk



Edward James COLLECTABLES

WANTED

Unwanted, Used or Un-used Model Railways,
Slot Car, Diecast, Etc.

Any Gauge, Any Age

British, Continental or US Outline

Any Manufacture

Boxed or Unboxed

ANYTHING CONSIDERED

• 20+ Years Experience

• Competitive Quotes

• Distance No Object

• Immediate Settlement

• We pay for Collection or Postage Costs


CONTACT Brian Burgon @ Edward James Collectables

Home (0114) 2489940 Mobile (07780) 776682

Email edjamcollectable@aol.com

42 Bryony Close, Killamarsh, Sheffield, S21 1TF

Visit → scalescenesc.com
Download → Print → Build



The home of quality downloadable card model railway kits since 2005

NEW Low Relief Factory
Available in five different brick colours
ONLY £3.99

Wide range of doors

Card kits that pass closer inspection

Optional loading dock and awning

Buy once unlimited prints

View our large range of N and OO kits and texture sheets

[scale scenes .com](http://scalescenesc.com)

Timber Tracks

Laser cut model railway products



Timber Tracks' kits are easy to construct, are supplied with comprehensive instructions, drawings and photographs and give you the ability to produce high quality buildings quickly. All components are pre-cut, fully detailed, and assembled with only the minimum of tools.

Tel: 01275 852027
www.timbertracks.co.uk

Modelling London's Railways?

We produce card kits for:
Buildings, Trains, & Trams
backscenes and scratchbuilder sheets
not to mention our new range of
3d printed Plastic Loco and accessory kits



District Railway station building £6.99 (plus £1.70P&P)



3 car 'Oerlikon' set £9.99 (plus £1.70P&P)



London Trams £3.99 (plus £1.70P&P)



4 car 'Q' stock £12.49 (plus £1.70P&P)

Order these and many more card building kits direct from:
CDC Design, Chiltern End,
Fen Lane, Hitcham,
Suffolk, IP7 7NL

Look no further than...
STREET LEVEL MODELS
cdcdesign.webplus.net
Please make cheques payable to CDC Design.

www.gascupboard.co.uk

GAS CUPBOARD MODELS

MODEL RAILWAYS

There are many stranger hobbies than ours...

#41 Elvis Impersonator



Gas Cupboard Models
6 St Georges Works, Silver Street,
TROWBRIDGE, BA14 8AA
01225 777888

SOUTH EASTERN FINECAST

S.E.C.R. / S.R. / B.R. Wainwright 'H' Class



NEW SECR LOCOMOTIVE TRANSFERS and LINING 4mm SCALE
Range of VAC-formed Building Sheets - 4mm, 7mm & 10mm Scales.
English, Flemish and Plain Bond Brickwork available, sheet size 14" x 9"

1/24, 1/43 CAR KITS, 1/32 STEAM TRACTION ENGINE KITS, 4mm LOCOMOTIVE KITS

Full catalogue £3.50 UK, £5.00 Overseas
S.A.E price list only

GLENN HOUSE, HARTFIELD ROAD, FOREST ROW, EAST SUSSEX RH18 5DZ
Tel: 01342 824711 Fax: 01342 822270
Website: www.sefinecast.co.uk

TOWNSTREET

OO



Send £3.80 post free for our 60 page OO catalogue detailing all our other kits.

TOWNSTREET,
6 KIRK HILL, BLENCARN, PENRITH,
CUMBRIA, CA10 1TZ
www.townstreetuk.co.uk
MON TO FRI 2-8PM 01768 88456
MAIL ORDER ONLY

NEW - 6 Road Engine Shed £99.50
Stand Alone Engine Shed Office **£39.00**
As Above But Without 1 Wall For Side Office **£25.00**

From the Stonecast range that brings realism to your layout

Trains4U.com

01733 895989 Trains4U@btconnect.com

Peterborough's Model Railway and Slot Car Specialists

HORNBY **HELJAN** **GRAHAM FARISH** **DAPOL** **PECO**



SCALEXTRIC

Revell **AIRFIX** **TAMIYA** **ESU** **WILLS KITS** **TCS** **RATIO**

27 St. David's Square, Fengate,
Peterborough PE1 5QA
Open Tues-Sat 9am-5pm, Sun 10am-4pm

Possibly Hampshire's Largest Stockist of Model Railways, Diecast, Books, Magazines, Scalextric and much more...
Second Hand Department NOW OPEN.

SPECIAL OFFERS

Hornby

R2647X	Class 56 56128 West Burton Power Station	£79.50
R2474	Class 50 D421 BR Blue	£71.25
R2902XS	Class 08 EWS Chris Wren	£153.00
R3037XS	Class 08 D3963 BR Green	£170.00

Bachmann

31-002	Class 04 2-8-0 BR Early 63635	£97.50
32-581	Ivatt 4MT 43018 BR Lined Black	£92.50
32-750DC	Class 57 Freightliner Crusador	£65.00
31-177DS	Jubilee Kollhapur BR Green	£195.00
31-213DS	45543 Royal Signals Green	£199.00
32-551DS	Class A1 Sea Eagle BR Green	£210.00

Early Emblem DCC Sound

See website for more...
All prices exclude postage from £6.00 per loco, 2-3 locos £9.00 or 4 or more at cost.

ALTON MODEL CENTRE

Monday: Closed
Tuesday to Saturday: 9.00am to 5.00pm
Sunday: see website / call
Tel: 01420 542244
Fax: 01420 544463
altonmodelcentre.co.uk
7a Normandy Street, Alton
Hants, GU34 1DD

www.model-railways-live.co.uk 139

HARBURN HAMLET
GO / HO Accessories 'Ready to Place'

CG230 Two Animal Shelters £8.95

CG238 Hen House £9.95

CG232 (brick) £8.95

Anderson Shelter CG233 (wood) £8.95

CG224 Pigeon Loft £9.50

CG249 Garden arbour seat £8.55

CG235 Small Shed (pitched roof) £8.95

CG239 Beekeeper and 4 hives on scenic base £17.50

CG253 Allotment with hut £16.75

HARBURN HAMLET Ready to place

CG252 Allotment with shed £16.75

CG257 Plot with clothes and bean wigwams £16.75

CG251 Soft Fruit Plot £15.50

CG250 Vegetable Plot £13.25

UK P&P please add £3.00 per order

Harburn Hobbies, 67 Elm Row, Edinburgh EH7 4AQ


Order by Phone: 0131 556 3233, Online: www.harburns.co.uk, or by Post to the above address

MINX MICRODRIVES

THE SMALLEST, SMARTEST POINT AND SIGNAL ACTUATOR SYSTEM ON THE MARKET

- VERY SIMPLE TO USE AND SET UP
- THE ACTUATOR IS THE SAME SIZE AS A LARGE POSTAGE STAMP
- BASEBOARD SURFACE MOUNTING – AVOID LYING UNDERNEATH!
- SELF CALIBRATION AND ALARMS IF THERE IS A FAULT
- SIGNALS CAN HAVE VARIABLE AMOUNTS OF "BOUNCE"
- 2 SETS OF RELAYS FOR FROG SWITCHING AND INTERLOCKING
- SYNCHRONISED REMOTE OPERATION FROM A PANEL
- OPERATES ON 12 – 24V DC OR AC
- SUITABLE FOR ALL GAUGES 2 TO 3
- DCC DECODER COMPATIBLE
- UNIQUELY DESIGNED IN THE UK BY A RAILWAY MODELLER

Our pack contains all you need, with full instructions and circuit diagrams to operate 2 points or signals in any combination.



£42.50 + £5 P/P, DCC DECODER £15 + £2 P/P
ORDER - BY PHONE, E-MAIL US FOR ON-LINE BANK TRANSFERS, USE A CREDIT/DEBIT CARD VIA PAYPAL OR SEND A CHEQUE BY POST.

01932 225568

minxmicrodrives@hotmail.com

www.minxmicrodrives.com

EXPERIENCE THE ULTIMATE IN CONTROLLER TECHNOLOGY

£69 PLUS £4.80 P&P

£115 PLUS £6.90 P&P

£69 PLUS £4.80 P&P

£129 PLUS £6.90 P&P

Fully tested and guaranteed for 5 years

The Vortrak four track and Vector twin track for 00/HO/N/009 (1amp per track), the Vesta N twin track is dedicated N gauge, the Vanguard for O gauge is twin track (2.5amp per track). Each controller has state of the art design, offering very best performance capability. Slow and fast speeds are superb. Internal separate transformers for each track from 220/240 AC mains. The Vector and Vesta for N also have 2 x Hand Held controllers with 2.5mtr leads plus a 12V DC accessories output, the Vortrak and Vanguard each have 2 x 5mtr Hand Held's plus the Vortrak 2 x 12V DC accessories and the Vanguard 1 x 12V DC accessories. Each controller has a sloping front desk type dark grey enclosure. On board CDU for point motors.

For full details or to order online visit
www.morleycontrollers.com
(Secure order site)

or telephone Morley Controllers on 01704 533 116
(Overseas enquiries +44 1704 533 116)

Morley Controllers – Choose the best!



PO Box 501, Southport, PR9 9ZL
Email enquiries: jet@morleycontrollers.com

Also at PO Box 1230, Wangara BC, Perth, Western Australia 6947 Tel: (08)930 56358. <http://aus.morleycontrollers.com>



Modellers Mecca

The West Midlands Largest Model Railway Specialist.
New, Used & Part Exchange.

Come and Browse Our Extensive Shop, with Knowledgeable and Welcoming Staff at:

**450 Albion Street
Wall Heath
Kingswinford
West Midlands
DY6 0JP**

Opening Times:
Mon: 09.30 - 14.00
Tue: 09.30 - 17.30
Wed: 09.30 - 17.30
Thur: 09.30 - 14.00
Fri: 09.30 - 17.30
Sat: 09.30 - 16.00

Large selection of Scenic Materials

Professional Weathering Services

Friendly & Knowledgeable Staff

Tel: 01384 278 206
www.modellers-mecca.co.uk
Spend Over £50 Online and Get FREE POSTAGE

FOLLOW US ON

Colour Catalogues Inc. post

00, 009 (1/76th).....£6
N Catalogue (1/148th).....£5
O Catalogue (1/43rd).....£4

LANGLEY MODELS



Mail Order By Return P&P £4, over £40 POST FREE.
Unpainted metal kits - glue with epoxy glue (£5.75)

166 Three Bridges Road, Crawley, Sussex, RH10 1LE
Tel: 01293 516329 Fax: 01293 403955 www.langleymodels.co.uk



00 SCALE

Horse Drawn Hearse/figs £20.30
Funeral Figures £6.25 (painted £11.35)
Cricket Figures £8.70 (painted £31.50)
Cricket Sight Screen £7
Portable Score Board £4.10
Hundreds of other kits are in our 00 catalogue



assorted Garden Greenhouses.....	£10.70	Paint' Vic/Edw railway/platform Figures x10items.....	£23.40
assorted Garden Sheds.....	£10.20	Painted Vic/Edw Upper Class 10 figures.....	£23.40
10 assorted Hikers.....	£6.85	Painted Vic/Edw Working Class 10 Figures.....	£23.40
10 Clergymen & Choirboys.....	£6.85	Painted Vic/Edw Seated 10 figures.....	£23.40
2 Horses (no harness).....	£4.05	Painted 3 different Victorian Pillar Boxes.....	£7.15
8 coal or potato Sacks.....	£4.40	Painted Marching Guards.....	£22.00
Cliff Railway-Coaches,accessories & motorising.....	£139.35	Painted Rustic Bus Shelter and Stop.....	£13.20
Pavilion building(crickets,cafe,scout,etc).....	£36.10	Painted 3 Modern Pillar Boxes.....	£7.80
Fisherman & Equip (rods,box & shelter).....	£7.30	Painted Horse Trough.....	£6.05
4 ass. Scooters & riders (Models).....	£11.60	Painted 2 x Village Water Pumps.....	£5.60
4 ass. Motorcycles & riders (Rockers).....	£11.80	Painted Single Head Traffic Light.....	£6.05
Surburban Station Building (brass).....	£36.10	Painted Twin Head Traffic Light.....	£6.35
6 assorted Golfers & Equipment.....	£7.55	Painted Police Telephone box (resin).....	£13.40
assorted Lawn Bowls Teams.....	£5.60	Painted Hunt Scene 2 mounted riders.....	£9.40
First Aid Set (St John Ambulance).....	£5.60	Painted Hunt Scene 6 Assorted Hounds.....	£8.35
Army personnel - On Fatigues 40/50's.....	£5.60	Painted Cricket Game 15figs.....	£31.50
Army personnel - On Parade-Attention.....	£5.60	Painted Morris Dancers.....	£25.20
Army personnel - On Parade-At Ease.....	£5.60	Painted Loco Spotters(3) & 8 Kids.....	£25.20
6 Builders/tradesmen figures.....	£5.15	Painted Lych Gate.....	£12.35
6 Painters & Plasterers.....	£5.15	Painted Church Notice Board & Crucifix.....	£9.95
6 Pavers & Fencers.....	£5.15	Painted War Memorial.....	£9.95
Welders & equipment.....	£5.15	Painted Gardeners (4 figs and equipment).....	£12.10
Workmen on ladders.....	£5.15	Painted Blacksmith and equipment.....	£36.50
Road Repair & Surveying - 6 figs etc.....	£5.10	Painted 4 Soldiers Marching.....	£9.25
40/50's 6 women working (housewives).....	£5.10	Painted 1 Officer for Above.....	£2.65
Football match (25 figures inc referee).....	£17.10	Painted 1 Mounted Officer.....	£5.20
Football Supporters (10 figures).....	£6.95	Painted 6 Sitting Figures.....	£13.20
In Bad Taste (adults only).....	£5.10	Painted 6 x Standing Figures set 1.....	£13.20
Fire Escape (for outside of buildings).....	£11.10		
Gnomes, Statues & garden Ornaments.....	£4.75		
large Neptune Water Fountain.....	£6.55		
6 boys playing with toys.....	£5.10		
6 girls playing with toys.....	£5.10		
Boys with go-kart & pedal car.....	£4.85		



Working Figures
Ruston Bucyrus Face Shovel Crane
£15.20 in N scale
See our colour catalogue



Loading Gauge.....	£3.40	Painted Yard Crane.....	£7.15
2 small station name boards.....	£3.20	Painted Telephone box x 1.....	£4.20
2 large station name boards.....	£3.20	Painted Pillar Boxes 2 off.....	£4.80
4 station seats & figures.....	£3.30	Painted Police Telephone box.....	£3.90
12 loco lamps (6 square,6 round).....	£2.85	Painted AA Box.....	£3.90
Water tank & swinging crane.....	£4.80	Painted Ballast Boxes (2 wooden boxes).....	£3.35
one ton Yard Crane.....	£4.15	Painted trackside relay boxes.....	£3.25
2 pairs Crossing Gates.....	£4.65	Painted War Memorial.....	£9.95
1 pair Single Crossing Gates.....	£4.00	Painted 2 Plain Horses (unharnessed).....	£5.85
3 Telephone boxes.....	£3.60	Painted Loco Crew.....	£3.90
Telephone Box Series etch brass.....	£3.85	Painted Swans & Ducks x 4 each.....	£6.30
5 Pillar boxes.....	£3.40	Painted Washing Line & Figure.....	£6.85
Water Crane & fire devil.....	£3.90	Painted Wild Animals.....	£6.85
Dustbins- 8 large, 6 small.....	£3.60	Painted Assorted Seagulls x 8.....	£6.45
4 Traffic lights - single head.....	£3.60	Painted Dogs 6 off.....	£6.30
4 Traffic lights - double head.....	£3.60	Painted 6 x Pigs.....	£6.00
Police Telephone boxes x 2.....	£3.70	Painted Sheep 8 off.....	£6.40
Canal set - 2 boats, 4 lock gates.....	£21.90	Painted Chickens 10 off.....	£6.40
Narrow lock gates.....	£6.90	Painted Funeral Scene.....	£9.15
72ft Industrial Motor Boat.....	£8.30	Painted Wedding Scene.....	£17.80
72ft Industrial Butty Boat.....	£8.30	Painted Cricket Game.....	£26.25
Wide Lock gates.....	£8.30	Painted Church Notice board & crucifix.....	£7.30
Transfers for Industrial Canal boats.....	£4.30	Painted Lrg Wooden (Oak) Barrels x 4.....	£5.95
1 x 70ft Holiday Canal boat.....	£9.65	Painted Flower tubs and water butt.....	£7.45
1x55ft 1x20ft Holiday Canal boats.....	£13.90	Painted 12 Terracotta Chimneys (3 types).....	£4.95
AA Boxes x 2.....	£3.30	Painted Welding Figures & Equipment.....	£8.55
Bus Shelter with bus stop & figures.....	£3.25	Painted 4 Pallets and pallet truck.....	£8.35
Bus stops - set 6.....	£3.25	Painted 6 ass Rock Climbers.....	£11.70
Painted Loading Gauge.....	£5.20		

Olivia's Trains of Sheffield

'OO' Gauge UK DCC
Sound Specialists.



25a Mansfield Rd,
Intake, S12 2AE

Extensive UK sound library utilising the Loksound decoders.
DCC/ Sound Fitting Whilst You Wait.

Heljan Class 58 Available- 8 Versions.
Available Now. 37605 DRS Compass.

Bachmann Class 66 111 Available Now!
32-381P- 37418 "East Lancs Railway
EWS Livery- Coming Soon.

Heljan EM2 Class 77 / EM1 Class 76 Available Now.
Heljan "Kestrel" Available Now.

Dapol Class 73's Pre-order Now (Due 2015)
'141 First GBRf
'205 GBRf, '207 Gat Ex.

Class 13 BR Blue or Green. Available To Order.
Heljan "Falcon"
In Stock- 4 Versions.

For More details on the above & all our stock visit:
www.oliviastrains.com

Tel: 0114 3216 160 Tel: 0114 2647 449 Mob: 0755 7126 651
e-mail: oliviastrains@blueyonder.co.uk

ESU
HELJAN

PETER'S SPARES



MODEL RAILWAYS LIMITED
MAIL ORDER & REPAIR SPECIALISTS



- ♦ New & Used Hornby Spare Parts
- ♦ Our own spare parts made in China
- ♦ Locomotives and Rolling Stock
- ♦ Plastic Kits ♦ Paints ♦ Tools & Glues
- ♦ Digital Decoders & Controllers
- ♦ Locomotive Detailing Parts
- ♦ Mega Steam Smoke Fluid
- ♦ Tracks & Train Sets
- ♦ We have it all at Peters Spares



NEW & USED MODEL RAILWAYS

Specialists in Model Trains since 1994 -
servicing, repairs & DCC decoder fitting
2J Brighthouse Business Village, Riverside Park,
Middlesbrough, Cleveland, TS2 1RT

Tel: 01642 909794 • Open Mon-Sat 10am-5pm

Web: www.petersspares.com

Email: sales@petersspares.com

DOON VALLEY MODELS

SEE US AT ALLY PALLY
28-29th March 2015
Stand no: 26

Tel: 01292 531235

Mobile: 07769 538962

(N Gauge Specialists and Model Rail Exhibition Specialists)

Most new stock at discount prices.

GEE DEE MODELS - NOTTINGHAM HORNBY LOCO OFFERS

R3222	Great Western 42xx 2-8-0 4261.....	£110.95	R2919X	BR(W) 38xx L/Crest DCC Fitted.....	£118.95
R3206	A1 Tornado B.R. Blue.....	£110.95	R3240A	B.R. K1 Black L/Crest 62027.....	£120.95
R3229	BR(W) Star Cls 'British Monarch'.....	£127.95	R3204	M7 0-4-4T LSWR livery 245.....	£120.95
R3098	A1 Tornado B.R. Green.....	£112.95	R3305	B.R. K1 Black E/Crest 62059 wthd.....	£120.95
R3205	B.R.(W) Rood Ashton Hall L/C.....	£113.95	R3108	Southern T9 708 Black.....	£110.95
R3202	BR A3 Flying Scotsman Wthd Grn £143.95		R3189	LNER L1 2-6-4T Green 9003.....	£116.95
R3106	GWR 28xx 2-8-0 2807.....	£139.95	R3194	B.R. Schools 'Epsom' Black E/C.....	£125.95
R3131	LNER A4 'Grt Snipe' Garter Blue.....	£135.95	R3189	B.R. N2 0-6-2T 69543 L/Crest.....	£83.95
R3005	B.R.(W) 28xx 2845 weathered.....	£130.95	R3208	B.R. Schools 'Brighton' Black E/C.....	£129.95
R3114	B.R. B1 4-6-0 61270 L/Crest.....	£120.95	R3231	B.R ex GE j15 0-6-0 65356 E/C.....	£98.95
R2916	GWR 28xx 2-8-0 2812 Shirtbutton £111.95		R2829X	Southern T9 314 Blk DCC Fitted.....	£105.95
R3242	B.R. K1 Black E/Crest 62015.....	£120.95	R3232	B.R ex GE j15 0-6-0 65445 L/C.....	£98.95

Many other loco's in stock both current & discontinued. Give us a ring for your wanted items
All above prices include VAT. Post £6.00 UK mainland only. Offshore and Overseas at cost.

GEE DEE MODELS - NOTTINGHAM HORNBY COLLECTOR CENTRE
21 HEATHCOAT STREET, NOTTINGHAM. NG1 3AF

www.geedee-modelshop.com Tel. 0115 9412211

NEW! Fiona's Greasy Spoon Roadside Cafe

OO / 4MM / 1:76

- * Instant download .pdf
- * Pre-weathered finish
- * Ideal for car parks & lay-bys
- * Glazed windows
- * Detailed interior with fridge, counter & menus

Download Today For Only £2.49! Also Available Pre-Printed!

modelrailwayscenery.com
Tel: 01530 456952

RON LINES

MODEL RAILWAYS BOUGHT AND SOLD

We probably have the largest selection of pre-owned model railways on the south coast.

We stock new PECO, Hornby, Bachmann, Javis, Expo, Woodland Scenics, Metcalfe, Graham Farish, TCS decoders, Kadee Couplers and more!

On our website we have a selection of our pre-owned locomotives with much more on display in the shop!

Telephone: 023 80 772 681
www.ronlines.com • r.lines@hotmail.co.uk
342 Shirley Road, Southampton, SO15 3HJ

Model Trains 4 U
0800 043 1174

- Free Postage in UK for orders over £60
- Large Selection of Hornby Spares in Stock
- We always try and price match

**SO GIVE US A CALL...
it is free after all!**

MODELTRAINS4U.CO.UK

MORRIS MODELS
NORTH LANCING

80 Manor Road, N Lancing, West Sussex, BN15 0HD
Tel 01903 754850
www.morris-models.co.uk
info@morrismodels.co.uk

We are between Brighton & Worthing, just off A27 west of Shoreham Airport

50 Years 1964-2014
Celebrate our 50th Anniversary with our Exclusive Limited Edition Wagon
Lisher & Sons Lancing #50
MM-001 - OO Gauge
MM-002 - N Gauge
£12.95 each
+ £3.20 pp

BICYC-LED
OO/HO & N
Cycles & M/cycles with working lights!!
See our webshop for details
Easy free parking!!
Open Mon - Sat
9.30 to 5.00

BRITISH RAILWAYS
HORNBY, PECO, DAPOL, HELJAN
CONTINENTAL RAILWAYS
FLATISCHMANN, Roco, BRANCO, TRUX
herpa, FALLER, Gm, Preiser
PLUS MANY OTHER RANGES OF SCENIC MATERIALS, BUILDINGS, VEHICLES etc

Map showing location: Brighton, Worthing, Lancing, Shoreham, A27, A23, A249, A270, A271, A272, A273, A274, A275, A276, A277, A278, A279, A280, A281, A282, A283, A284, A285, A286, A287, A288, A289, A290, A291, A292, A293, A294, A295, A296, A297, A298, A299, A300, A301, A302, A303, A304, A305, A306, A307, A308, A309, A310, A311, A312, A313, A314, A315, A316, A317, A318, A319, A320, A321, A322, A323, A324, A325, A326, A327, A328, A329, A330, A331, A332, A333, A334, A335, A336, A337, A338, A339, A340, A341, A342, A343, A344, A345, A346, A347, A348, A349, A350, A351, A352, A353, A354, A355, A356, A357, A358, A359, A360, A361, A362, A363, A364, A365, A366, A367, A368, A369, A370, A371, A372, A373, A374, A375, A376, A377, A378, A379, A380, A381, A382, A383, A384, A385, A386, A387, A388, A389, A390, A391, A392, A393, A394, A395, A396, A397, A398, A399, A400, A401, A402, A403, A404, A405, A406, A407, A408, A409, A410, A411, A412, A413, A414, A415, A416, A417, A418, A419, A420, A421, A422, A423, A424, A425, A426, A427, A428, A429, A430, A431, A432, A433, A434, A435, A436, A437, A438, A439, A440, A441, A442, A443, A444, A445, A446, A447, A448, A449, A450, A451, A452, A453, A454, A455, A456, A457, A458, A459, A460, A461, A462, A463, A464, A465, A466, A467, A468, A469, A470, A471, A472, A473, A474, A475, A476, A477, A478, A479, A480, A481, A482, A483, A484, A485, A486, A487, A488, A489, A490, A491, A492, A493, A494, A495, A496, A497, A498, A499, A500, A501, A502, A503, A504, A505, A506, A507, A508, A509, A510, A511, A512, A513, A514, A515, A516, A517, A518, A519, A520, A521, A522, A523, A524, A525, A526, A527, A528, A529, A530, A531, A532, A533, A534, A535, A536, A537, A538, A539, A540, A541, A542, A543, A544, A545, A546, A547, A548, A549, A550, A551, A552, A553, A554, A555, A556, A557, A558, A559, A560, A561, A562, A563, A564, A565, A566, A567, A568, A569, A570, A571, A572, A573, A574, A575, A576, A577, A578, A579, A580, A581, A582, A583, A584, A585, A586, A587, A588, A589, A590, A591, A592, A593, A594, A595, A596, A597, A598, A599, A600, A601, A602, A603, A604, A605, A606, A607, A608, A609, A610, A611, A612, A613, A614, A615, A616, A617, A618, A619, A620, A621, A622, A623, A624, A625, A626, A627, A628, A629, A630, A631, A632, A633, A634, A635, A636, A637, A638, A639, A640, A641, A642, A643, A644, A645, A646, A647, A648, A649, A650, A651, A652, A653, A654, A655, A656, A657, A658, A659, A660, A661, A662, A663, A664, A665, A666, A667, A668, A669, A670, A671, A672, A673, A674, A675, A676, A677, A678, A679, A680, A681, A682, A683, A684, A685, A686, A687, A688, A689, A690, A691, A692, A693, A694, A695, A696, A697, A698, A699, A700, A701, A702, A703, A704, A705, A706, A707, A708, A709, A710, A711, A712, A713, A714, A715, A716, A717, A718, A719, A720, A721, A722, A723, A724, A725, A726, A727, A728, A729, A730, A731, A732, A733, A734, A735, A736, A737, A738, A739, A740, A741, A742, A743, A744, A745, A746, A747, A748, A749, A750, A751, A752, A753, A754, A755, A756, A757, A758, A759, A760, A761, A762, A763, A764, A765, A766, A767, A768, A769, A770, A771, A772, A773, A774, A775, A776, A777, A778, A779, A780, A781, A782, A783, A784, A785, A786, A787, A788, A789, A790, A791, A792, A793, A794, A795, A796, A797, A798, A799, A800, A801, A802, A803, A804, A805, A806, A807, A808, A809, A810, A811, A812, A813, A814, A815, A816, A817, A818, A819, A820, A821, A822, A823, A824, A825, A826, A827, A828, A829, A830, A831, A832, A833, A834, A835, A836, A837, A838, A839, A840, A841, A842, A843, A844, A845, A846, A847, A848, A849, A850, A851, A852, A853, A854, A855, A856, A857, A858, A859, A860, A861, A862, A863, A864, A865, A866, A867, A868, A869, A870, A871, A872, A873, A874, A875, A876, A877, A878, A879, A880, A881, A882, A883, A884, A885, A886, A887, A888, A889, A890, A891, A892, A893, A894, A895, A896, A897, A898, A899, A900, A901, A902, A903, A904, A905, A906, A907, A908, A909, A910, A911, A912, A913, A914, A915, A916, A917, A918, A919, A920, A921, A922, A923, A924, A925, A926, A927, A928, A929, A930, A931, A932, A933, A934, A935, A936, A937, A938, A939, A940, A941, A942, A943, A944, A945, A946, A947, A948, A949, A950, A951, A952, A953, A954, A955, A956, A957, A958, A959, A960, A961, A962, A963, A964, A965, A966, A967, A968, A969, A970, A971, A972, A973, A974, A975, A976, A977, A978, A979, A980, A981, A982, A983, A984, A985, A986, A987, A988, A989, A990, A991, A992, A993, A994, A995, A996, A997, A998, A999, A1000, A1001, A1002, A1003, A1004, A1005, A1006, A1007, A1008, A1009, A1010, A1011, A1012, A1013, A1014, A1015, A1016, A1017, A1018, A1019, A1020, A1021, A1022, A1023, A1024, A1025, A1026, A1027, A1028, A1029, A1030, A1031, A1032, A1033, A1034, A1035, A1036, A1037, A1038, A1039, A1040, A1041, A1042, A1043, A1044, A1045, A1046, A1047, A1048, A1049, A1050, A1051, A1052, A1053, A1054, A1055, A1056, A1057, A1058, A1059, A1060, A1061, A1062, A1063, A1064, A1065, A1066, A1067, A1068, A1069, A1070, A1071, A1072, A1073, A1074, A1075, A1076, A1077, A1078, A1079, A1080, A1081, A1082, A1083, A1084, A1085, A1086, A1087, A1088, A1089, A1090, A1091, A1092, A1093, A1094, A1095, A1096, A1097, A1098, A1099, A1100, A1101, A1102, A1103, A1104, A1105, A1106, A1107, A1108, A1109, A1110, A1111, A1112, A1113, A1114, A1115, A1116, A1117, A1118, A1119, A1120, A1121, A1122, A1123, A1124, A1125, A1126, A1127, A1128, A1129, A1130, A1131, A1132, A1133, A1134, A1135, A1136, A1137, A1138, A1139, A1140, A1141, A1142, A1143, A1144, A1145, A1146, A1147, A1148, A1149, A1150, A1151, A1152, A1153, A1154, A1155, A1156, A1157, A1158, A1159, A1160, A1161, A1162, A1163, A1164, A1165, A1166, A1167, A1168, A1169, A1170, A1171, A1172, A1173, A1174, A1175, A1176, A1177, A1178, A1179, A1180, A1181, A1182, A1183, A1184, A1185, A1186, A1187, A1188, A1189, A1190, A1191, A1192, A1193, A1194, A1195, A1196, A1197, A1198, A1199, A1200, A1201, A1202, A1203, A1204, A1205, A1206, A1207, A1208, A1209, A1210, A1211, A1212, A1213, A1214, A1215, A1216, A1217, A1218, A1219, A1220, A1221, A1222, A1223, A1224, A1225, A1226, A1227, A1228, A1229, A1230, A1231, A1232, A1233, A1234, A1235, A1236, A1237, A1238, A1239, A1240, A1241, A1242, A1243, A1244, A1245, A1246, A1247, A1248, A1249, A1250, A1251, A1252, A1253, A1254, A1255, A1256, A1257, A1258, A1259, A1260, A1261, A1262, A1263, A1264, A1265, A1266, A1267, A1268, A1269, A1270, A1271, A1272, A1273, A1274, A1275, A1276, A1277, A1278, A1279, A1280, A1281, A1282, A1283, A1284, A1285, A1286, A1287, A1288, A1289, A1290, A1291, A1292, A1293, A1294, A1295, A1296, A1297, A1298, A1299, A1300, A1301, A1302, A1303, A1304, A1305, A1306, A1307, A1308, A1309, A1310, A1311, A1312, A1313, A1314, A1315, A1316, A1317, A1318, A1319, A1320, A1321, A1322, A1323, A1324, A1325, A1326, A1327, A1328, A1329, A1330, A1331, A1332, A1333, A1334, A1335, A1336, A1337, A1338, A1339, A1340, A1341, A1342, A1343, A1344, A1345, A1346, A1347, A1348, A1349, A1350, A1351, A1352, A1353, A1354, A1355, A1356, A1357, A1358, A1359, A1360, A1361, A1362, A1363, A1364, A1365, A1366, A1367, A1368, A1369, A1370, A1371, A1372, A1373, A1374, A1375, A1376, A1377, A1378, A1379, A1380, A1381, A1382, A1383, A1384, A1385, A1386, A1387, A1388, A1389, A1390, A1391, A1392, A1393, A1394, A1395, A1396, A1397, A1398, A1399, A1400, A1401, A1402, A1403, A1404, A1405, A1406, A1407, A1408, A1409, A1410, A1411, A1412, A1413, A1414, A1415, A1416, A1417, A1418, A1419, A1420, A1421, A1422, A1423, A1424, A1425, A1426, A1427, A1428, A1429, A1430, A1431, A1432, A1433, A1434, A1435, A1436, A1437, A1438, A1439, A1440, A1441, A1442, A1443, A1444, A1445, A1446, A1447, A1448, A1449, A1450, A1451, A1452, A1453, A1454, A1455, A1456, A1457, A1458, A1459, A1460, A1461, A1462, A1463, A1464, A1465, A1466, A1467, A1468, A1469, A1470, A1471, A1472, A1473, A1474, A1475, A1476, A1477, A1478, A1479, A1480, A1481, A1482, A1483, A1484, A1485, A1486, A1487, A1488, A1489, A1490, A1491, A1492, A1493, A1494, A1495, A1496, A1497, A1498, A1499, A1500, A1501, A1502, A1503, A1504, A1505, A1506, A1507, A1508, A1509, A1510, A1511, A1512, A1513, A1514, A1515, A1516, A1517, A1518, A1519, A1520, A1521, A1522, A1523, A1524, A1525, A1526, A1527, A1528, A1529, A1530, A1531, A1532, A1533, A1534, A1535, A1536, A1537, A1538, A1539, A1540, A1541, A1542, A1543, A1544, A1545, A1546, A1547, A1548, A1549, A1550, A1551, A1552, A1553, A1554, A1555, A1556, A1557, A1558, A1559, A1560, A1561, A1562, A1563, A1564, A1565, A1566, A1567, A1568, A1569, A1570, A1571, A1572, A1573, A1574, A1575, A1576, A1577, A1578, A1579, A1580, A1581, A1582, A1583, A1584, A1585, A1586, A1587, A1588, A1589, A1590, A1591, A1592, A1593, A1594, A1595, A1596, A1597, A1598, A1599, A1600, A1601, A1602, A1603, A1604, A1605, A1606, A1607, A1608, A1609, A1610, A1611, A1612, A1613, A1614, A1615, A1616, A1617, A1618, A1619, A1620, A1621, A1622, A1623, A1624, A1625, A1626, A1627, A1628, A1629, A1630, A1631, A1632, A1633, A1634, A1635, A1636, A1637, A1638, A1639, A1640, A1641, A1642, A1643, A1644, A1645, A1646, A1647, A1648, A1649, A1650, A1651, A1652, A1653, A1654, A1655, A1656, A1657, A1658, A1659, A1660, A1661, A1662, A1663, A1664, A1665, A1666, A1667, A1668, A1669, A1670, A1671, A1672, A1673, A1674, A1675, A1676, A1677, A1678, A1679, A1680, A1681, A1682, A1683, A1684, A1685, A1686, A1687, A1688, A1689, A1690, A1691, A1692, A1693, A1694, A1695, A1696, A1697, A1698, A1699, A1700, A1701, A1702, A1703, A1704, A1705, A1706, A1707, A1708, A1709, A1710, A1711, A1712, A1713, A1714, A1715, A1716, A1717, A1718, A1719, A1720, A1721, A1722, A1723, A1724, A1725, A1726, A1727, A1728, A1729, A1730, A1731, A1732, A1733, A1734, A1735, A1736, A1737, A1738, A1739, A1740, A1741, A1742, A1743, A1744, A1745, A1746, A1747, A1748, A1749, A1750, A1751, A1752, A1753, A1754, A1755, A1756, A1757, A1758, A1759, A1760, A1761, A1762, A1763, A1764, A1765, A1766, A1767, A1768, A1769, A1770, A1771, A1772, A1773, A1774, A1775, A1776, A1777, A1778, A1779, A1780, A1781, A1782, A1783, A1784, A1785, A1786, A1787, A1788, A1789, A1790, A1791, A1792, A1793, A1794, A1795, A1796, A1797, A1798, A1799, A1800, A1801, A1802, A1803, A1804, A1805, A1806, A1807, A1808, A1809, A1810, A1811, A1812, A1813, A1814, A1815, A1816, A1817, A1818, A1819, A1820, A1821, A1822, A1823, A1824, A1825, A1826, A1827, A1828, A1829, A1830, A1831, A1832, A1833, A1834, A1835, A1836, A1837, A1838, A1839, A1840, A1841, A1842, A1843, A1844, A1845, A1846, A1847, A1848, A1849, A1850, A1851, A1852, A1853, A1854, A1855, A1856, A1857, A1858, A1859, A1860, A1861, A1862, A1863, A1864, A1865, A1866, A1867, A1868, A1869, A1870, A1871, A1872, A1873, A1874, A1875, A1876, A1877, A1878, A1879, A1880, A1881, A1882, A1883, A1884, A1885, A1886, A1887, A1888, A1889, A1890, A1891, A1892, A1893, A1894, A1895, A1896, A1897, A1898, A1899, A1900, A1901, A1902, A1903, A1904, A1905, A1906, A1907, A1908, A1909, A1910, A1911, A1912, A1913, A1914, A1915, A1916, A1917, A1918, A1919, A1920, A1921, A1922, A1923, A1924, A1925, A1926, A1927, A1928, A1929, A1930, A1931, A1932, A1933, A1934, A1935, A1936, A1937, A1938, A1939, A1940, A1941, A1942, A1943, A1944, A1945, A1946, A1947, A1948, A1949, A1950, A1951, A1952, A1953, A1954, A1955, A1956, A1957, A1958, A1959, A1960, A1961, A1962, A1963, A1964, A1965, A1966, A1967, A1968, A1969, A1970, A1971, A1972, A1973, A1974, A1975, A1976, A1977, A1978, A1979, A1980, A1981, A1982, A1983, A1984, A1985, A1986, A1987, A1988, A1989, A1990, A1991, A1992, A1993, A1994, A1995, A1996, A1997, A1998, A1999, A2000, A2001, A2002, A2003, A2004, A2005, A2006, A2007, A2008, A2009, A2010, A2011, A2012, A2013, A2014, A2015, A2016, A2017, A2018, A2019, A2020, A2021, A2022, A2023, A2024, A2025, A2026, A2027, A2028, A2029, A2030, A2031, A2032, A2033, A2034, A2035, A2036, A2037, A2038, A2039, A2040, A2041, A2042, A2043, A2044, A2045, A2046, A2047, A2048, A2049, A2050, A2051, A2052, A2053, A2054, A2055, A2056, A2057, A2058, A2059, A2060, A2061, A2062, A2063, A2064, A2065, A2066, A2067, A2068, A2069, A2070, A2071, A2072, A2073, A2074, A2075, A2076, A2077, A2078, A2079, A2080, A2081, A2082, A2083, A2084, A2085, A2086, A2087, A2088, A2089, A2090, A2091, A2092, A2093, A2094, A2095, A2096, A2097, A2098, A2099, A2100, A2101, A2102, A2103, A2104, A2105, A2106, A2107, A2108, A2109, A2110, A2111, A2112, A2113, A2114, A2115, A2116, A2117, A2118, A2119, A2120, A2121, A2122, A2123, A2124, A2125, A2126, A2127, A2128, A2129, A2130, A2131, A2132, A2133, A2134, A2135, A2136, A2137, A2138, A2139, A2140, A2141, A2142, A2143, A2144, A2145, A2146, A2147, A2148, A2149, A2150, A2151, A2152, A2153, A2154, A2155, A2156, A2157, A2158, A2159, A2160, A2161, A2162, A2163, A2164, A2165, A2166, A2167, A2168, A2169, A2170, A2171, A2172, A2173, A2174, A2175, A2176, A2177, A2178, A2179, A2180, A2181, A2182, A2183, A2184, A2185, A2186, A2187, A2188, A2189, A2190, A2191, A2192, A2193, A2194, A2195, A2196, A2197, A2198, A2199, A2200, A2201, A2202, A2203, A2204, A2205, A2206, A2207, A2208, A2209, A2210, A2211, A2212, A2213, A2214, A2215, A2216, A2217, A2218, A2219, A2220, A2221, A2222, A2223, A2224, A2225, A2226, A2227, A2228, A2229, A2230, A2231, A2232, A2233, A2234, A2235, A2236, A2237, A2238, A2239, A2240, A2241, A2242, A2243, A2244, A2245, A2246, A2247, A2248, A2249, A2250, A2251, A2252, A2253, A2254, A2255, A2256, A2257, A2258, A2259, A2260, A2261, A2262, A2263, A2264, A2265, A2266, A2267, A2268, A2269, A2270, A2271, A2272, A2273, A2274, A2275, A2276, A2277, A2278, A2279, A2280, A2281, A2282, A2283, A2284, A2285, A2286, A2287, A2288, A2289, A2290, A

MODEL RAILWAY SOLUTIONS

Tel: 01202 798068
Email: info@modelrailwaysolutions.co.uk

Contact us for a quote on all your baseboard and helix requirements, either bespoke or from our own modular range.

Please take a moment to browse our online store or visit us at -
Unit 1, 10-12 Alder Hills, Poole. Dorset. BH12 4AL.

www.modelrailwaysolutions.co.uk

NEW from ALPHAGRAPHIX
HUNSLET 0-6-OST
7mm scale Etched brass locomotive kit
Plus full supporting range of Card construction kits for Railway & Street buildings
Send 6x 2nd Class Stamps for CATALOGUE
23 Darris Road, Selly Park, Birmingham B29 7QY

Lever Frames by MODRATEC

- simple or interlocked -
- mechanical or electrical control -
- popular 6 & 12 lever starter packs -
- FREE SigScribe4 design software -
- clever WIT (wire-in-tube) mechanisms -

MODRATEC
modratec.com or 01905 590069 or 0845 224 1604

Maestro Tel: 01933 355531
PayPal Mobile: 07969 535 699 (evenings & weekends)

H&A MODELS
19 Keats Way, Higham Ferrers, Northants. NN10 8DQ
Email: sales@hamodels.net

Coach & Wagon Kits, Wheels, Decals, Paint & Sundries
Parkside Dundas, Cooper Craft, Cambrian, Slaters, Kirk 4mm, Mailcoach, Ian Kirk 7mm, Dapol, Precision Paints, Modelmaster Decals, Old Time Workshop, Labelle Oils, Alan Gibson, Romford

Order on line at: www.hamodels.net or ring us (same day or next day despatch)
Precision Paint - pre order and pick up at exhibitions (minimum two weeks notice)
March Show Dates - Leamington 7th & 8th - East Anglia 14th & 15th - Alexandra Palace 28th & 29th

Pooleys Puffers

Model Railway Supplies, New & Second Hand Bought & Sold

Proprietor **DAVID POOLE**
Diecast Models Kits & Accessories

382a Jedburgh Court, Team Valley Trading Estate, Gateshead, Tyne & Wear. NE11 0BQ
Mon - Thurs - 10am - 5pm. Fri - Sat & Bank holidays please telephone for opening times. Sunday Closed
Tel: 0191 4910202/4106386 Mobile: 07976 519178
www.pooleyspuffers.com e-mail: pooleyspuffers@btopenworld.com

REDCAR MODELS & HOBBIES

Most leading brands of 'OO' gauge model railways & accessories.
Also Diecast, Plastic Kits, Woodland Scenics, K+S Metal Centre etc.

130 High Street, Redcar, Cleveland, TS10 3DH Tel: 01642 494912
(open Tuesday to Saturday)
Email: sales@redcarmodels.co.uk

HORNBY SERVICE DEALER

Stevenson Carriages & Millholme Models
4mm Coach Kits in LMS TPOs, LNWR, Midland & LY.
Millholme Loco Kits now available
MM14 Stirling Single No 1 • MM18 Furness Railway D5
MM23 Hull & Barnsley J28 • MM24 Maryport & Carlisle
Order kits & lists by phone 01246 863579
or by email pbarker265@btinternet.com

York's Magnetic Mates

Architectural Detailing
0, 00 and N scale

Precision laser cut architectural detailing.
Tiles, windows, doors, headers, valances, brackets, steps, etc. Plus kits and tools.

Fences & Gates
NEW PRODUCTS

New Tiles

Church Windows

Cable Drums

Find us on Facebook

www.yorkmodelmaking.co.uk
Alternatively send a large SAE for 0, 00 or N scale price lists to 01904 400358
York Modelmaking, Unit 13, Bull Centre, Stockton-on-Forest, York, YO32 9LE

SALE SALE SALE SALE SALE SALE SALE SALE

HORNBY:		BACHMANN:		DAPOL N:	
R2843	907 Maunsell Grn.....£91.00	31-001	63601 BR Late.....£92.00	ND-099	86425 RES.....£72.00
R2844	30934 BR Early.....£91.00	31-002	63635 BR Early.....£92.00	ND-1036	58027 Triple Grey.....£75.00
R3098	60163 BR Green.....£94.00	31-012	53810 BR Late (W).....£105.00	ND-114C	153333 Central.....£80.00
R3144A	D5829 BR Green.....£127.00	31-319	64311 BR Early.....£65.25	ND-114H	153360 Northern.....£80.00
	HELJAN:	31-997	10001 BR Green.....£89.00	ND-125	66305 Fastline.....£63.00
2301	D5903 grn full yell.....£90.00		FARISH:	ND-135C	6910 BR.....£79.00
2302	D5908 Grn Full Yell.....£90.00	371-393	66301 Fastline.....£66.00	ND-205C	27008 BR Blue.....£84.25
2310	D5907 Grn Glos S Yell.....£93.50	371-177A	D382 BR Green.....£67.00	ND-209B	55000 Regional.....£78.00
2322	D5905 Grn No Frost.....£101.00	371-603A	D829 Maroon F.Y.....£73.00		All subject to availability
2724	D5353 BR Green.....£78.00	372-801	60156 BR Late.....£96.00		UK P & P from £3.95 per order

We also stock 00 & N gauge from Bachmann, Base Toys, Britbus, Classix, Dapol, Dornaplas, EFE, Farish, Gaugemaster, Heljan, Hornby, Humbrol, Kestrel, Metcalfe, Modelscene, Oxford Diecast, P. Dundas (N), Peco, Plastruct, Ratio, Superquick, Wills, Woodland Scenic & Deluxe Materials.

ONLINE SHOP www.churchstreetmodels.co.uk
Mon-Sat 9.30-17.30 • Closed Tuesdays, Sundays & Bank Hols
Church Street Models, 10A, Church Street, Basingstoke, Hants, RG21 7QE
01256 358060 • Mail Order Welcome

3mm Scale Model Railways
4 Greenwood Drive, Redhill, Surrey, RH1 5PJ. Tel: 01737 761919

40 Page Full Colour Catalogue £4.50
Catering exclusively for TT and 3mm Scale
www.3smr.co.uk

BlackBeetle, BullAnt, Halling, Tenshodo
www.motorbogies.com

The Original **Fine Tip** The 0.5mm tip is ideal for all card kits, ballasting and precision gluing.

PVA Glue Applicator

No waste, no mess!

£3.75 Plus P & P
Tel: 01524 411183
www.finetip.co.uk

Isle of Wight - Fort Victoria Model Railway and Shop
Westhill Lane, Yarmouth, PO41 0RR Tel: 01983 761553
www.fortvictoriamodelrailway.co.uk

Stockists of Peco, Bachmann, Woodland Scenics, Metcalfe, Dapol, Falter, etc.

Largest Marklin layout, open to the public in the UK with new English layouts and a fairground under construction.


SUMMER OPENING: Daily 10.15am-4.00pm closing at 5pm
(We are closed for the whole of November)

JACKSONS MODELS & RAILWAYS
33 NEW STREET WIGTON, CA7 9AL
Tel: 01697 342 557

www.jacksonsmodels.co.uk

Stocking Model Railways by Hornby, Bachmann, Farish, Peco, Dapol, Metcalfe, Superquick, Corgi, Oxford, Classix etc. Railway Scenery by Gaugemaster, Woodland Scenics, Javis, Busch, Expo, etc.

Opening Times: Mon, Tue, Fri 9-5, Late night Thurs to 7.00pm, Sat 10-3 Closed Wed & Sun



Ellis Clark Trains
Unit 13 Baildon Mills
Northgate, Baildon
Shipley, West Yorkshire
BD17 6JX



WANTED

Top prices paid for your collections
of trains, diecast & tinplate

- ✓ Call, email or post a list
- ✓ All makes, gauges and ages considered
- ✓ British, Continental and American
- ✓ All gauges of kit/scratch built and live steam
- ✓ Diecast and tinplate cars, lorries, buses, planes, soldiers
- ✓ Happy to travel nationwide and view or collect
- ✓ Large collections a speciality
- ✓ Friendly and professional service



T 01274 809317
M 07799 554491
E ellis@ellisclarktrains.com
W ellisclarktrains.com

NEW
e-commerce
website
coming soon

Quotes on request

Tailor made cabinets to your requirements. Always happy to discuss your specifications, wall mounted & freestanding considered.

Manufactured from solid timber and stained or painted to a colour of your choice.

Glass fronted cabinet with swing or sliding glass doors and adjustable glass shelves.

COLLECTION DISPLAYS Quality Cabinets

Peter & Roz Roberts, 3 School House Lane, Walkeringham, Doncaster, DN10 4LE
Tel/ansaphone: 01427 890908 or 07927 320522
E-mail: peter@collectiondisplays.co.uk

www.collectiondisplays.co.uk

LORD AND BUTLER

Exclusive Bachmann Limited Edition 66050 EWS Energy £129.95

Now in Stock

The Pumping Station Penarth Rd Cardiff CF11 8TT
029 2066 7225 info@lordandbutler.com

NEW LARGER SHOP OPEN NOW CAFETERIA ON SITE AND FREE PARKING

Daily 10.00 - 5.30
Sunday 2.00 - 5.30

MasterCard www.lordandbutler.com VISA

MAD ABOUT TRAINS OF GAINSBOROUGH (K&M MODELS)

For all your Model Railway needs from design to finished layout, scratch built buildings, trees dioramas etc. We carry a vast selection of scenic materials. We carry a comprehensive range of all aspects of Railway Modeling from track pins to finished layouts. DCC Specialist, repairs, weathering etc undertaken in our own workshop. Hornby, Bachmann, Peco Gaugemaster, Dapol and Knightwing stockists. Large range of scenic materials. We are always looking for second hand collections. Just give us a call or come and visit our shop.

**Tel: 01427 811040
Mobile 07858612716**

106 Trinity Street, Gainsborough DN21 1HS
e-mail: sales@madabouttrains.co.uk
www.madabouttrains.co.uk

www.expressmodels.co.uk

LIGHTING SPECIALISTS

You may know us as manufacturers of head and tail lights and coach lighting but did you know we also stock Kadec Couplers, Seuthe Smoke Generators and Gaugemaster Decoders. Also our own products, No Solder DCC Power Bus Kits, 4mm Scale Telegraph Poles and our own range of LEDs including White, Red, Yellow and Bi-colour in various sizes and formats.

Visit our website which has secure online shopping.
Please send £3.00 for our 50 page catalogue which lists our full range.

EXPRESS MODELS, 65 CONWAY DRIVE, SHEPshed, LOUGHBOROUGH, LEICS. LE12 9PP

Tel: 01509 829008 Fax: 01509 560878
Email: sales@expressmodels.co.uk

THE RAILWAY CONDUCTOR

MODEL TRAINS & ACCESSORIES

OO GAUGE • N GAUGE • DIECAST • RADIO CONTROLLED • TOYS ETC

NEW SHOP NOW OPEN

UNIT 2, THE OLD DAIRY FARM, CRAFT CENTRE, UPPER STOWE, NR. WEEDON, NN7 4SH

ebay Visit our ebay shop

- WE DO MAIL ORDER
- WE ACCEPT ALL CARDS AND PAYMENTS

Visit our website: **www.therailwayconductor.co.uk**
E: jonathan18r@sky.com
T: 01604 830722 M: 07961 757094

Easy sound, lighting & control for all!

NEW Automatic Coach Lights - For OO / N
Turns on automatically, no pickups, No flicker From £20

Signal & Point Controllers DCC only
Any gauge From £17

Colour Light Signals DC & DCC fitted versions

NEW Fit real sound in your train - only £40!
Tiny motion controlled sound capsule & battery-no wiring
DIESEL NOW AVAILABLE

00 2, 3, 4 Aspect From £8

Works on both DC & DCC! Steam, Diesel, Goods....

Clip-in Buffer Lights & Track Testers DC & DCC N & OO only £5 each

Various LFX Effects £15 inc Random, Flashing, Traffic Lights, Crossing, Welding, BBQ

Available direct from **www.dcpexpress.com & model shops**

Train-Tech
Model Technology Made Easy

NEW BROCHURE FREE!

DCP Express
Bryon Court
Bow Street
Great Ellingham
NR17 1JB, UK

01953 457800 / www.Train-Tech.com
£4 UK P&P - but this month quote BRM415 for £2 off postage!

WANTED

MODEL RAILWAY & COLLECTABLES

Top Prices Paid

*For all makes, all
gauges and live steam,
aeroplane kits, boats,
die cast etc.*

Instant cash paid

Will travel to collect



01945 429252
07723 336344
email: dbmodels@live.com

28c Europa Way, Wisbech, Cambs, PE13 2TZ

Beautiful Models At
C&M Models



1 Crosby Street, Carlisle CA1 1DQ
 Tel: 01228 514689
 e-mail: sales@candmmodels.co.uk
 Website: www.candmmodels.co.uk
 Tuesday to Saturday, 10a.m. to 5p.m.

! Sorry, but Fay is no longer available

O GAUGE
5 PLANK WAGON
 Cumberland Granite Co

Limited Edition of 100 wagons



Crafty Hobbies
 01229 820759
www.crafty-hobbies.co.uk

54 Cavendish Street, Barrow-in-Furness,
 Cumbria LA14 1PZ

MODELMANIA
of BRISTOL

13 CLOUDS HILL ROAD, ST. GEORGE, BRISTOL BS5 7LD
 Junction of A420/A431 (St. George Fountain) Buses 42 or 43 from City Centre



- BACHMANN • DAPOL • GAUGEMASTER
- GRAHAM FARISH • HORNBY • KESTREL
- METCALFE • PECO • RATIO
- SUPERQUICK • WILLS • WOODLAND
- SCENICS • RAILMATCH PAINTS
- MODELMASTERS TRANSFERS
- CAMBRIAN WAGON KITS EFE CORGI
- CLASSIX AND OXFORD DIECAST 1:76TH

MAIL ORDER SERVICE - SORRY NO LISTS
 Open: Tuesday to Friday 9.30 to 17.00
 Saturday 9.00 to 17.00
 Tel: **0117 9559819** - Email: modelmaniaemail@aol.com
 Ebay Shop: modelmanibristol


GREAT EASTERN
MODEL RAILWAYS

SPECIALISING
IN ALL YOUR
MODEL
RAILWAY
NEEDS


00 + N Gauge

Tel: 01603 431457
greasternmodels.co.uk

199 Plumstead Road,
 Norwich, Norfolk NR1 4AB

Mac's  Model
Railroading

Modelling in the
gateway to the Glens?
 If so, a warm welcome awaits at
 Mac's Model Railroading
 4-8 Reform St, Kirriemuir,
 Angus DD8 4BS



Large ground floor premises
 Extensive stock & knowledgeable,
 experienced staff.

Opening hours: 10.30 - 5pm
Closed: Thursday & Sunday
 Tel: 01575 572397 • 07501 505730

MONK BAR
model shop

Find us by Monk Bar
 2 Goodramgate
 York YO1 7LQ
 Tel. 01904 659423
info@monkbarmodelshop.co.uk

Model Railways - Diecast Planes & Vehicles
Plastic Kits & Figures - Scalextric - Jigsaws

Open
 Monday - Saturday
 9am - 5.30pm
 Only 2 minutes
 from York Minster



Large
 selection of
OO & N Gauge

Stockists of Hornby, Bachmann, Peco, Dapol, Gaugemaster, Ratio, Wills
 Woodland Scenics, Metcalfe, Oxford Diecasts, Base Toys and many more

www.collectable-models.co.uk

BA SCREWS

NUTS AND WASHERS IN STEEL
BRASS AND STAINLESS

BA SOCKET SCREWS IN STEEL AND
 STAINLESS, DRILLS, RIVETS, TAPS
 DIES, END MILLS SLOT DRILLS ETC

LIST NOW FREE!

Tel/Fax: 01427 848880

ITEMS MAIL ORDERS LTD (BRM)
 MAYFIELD, MARSH LANE, SAUNDBY,
 RETFORD, NOTTS, DN22 9ES

Malc's Models

- All gauges of model railways
- New & Second Hand
- Also stockists of Airfix, Revell, Tamiya and Dragon kits
- Diecast models
- We also repair most makes of locos



Open Mon-Sat 10am-5pm
 Closed Weds & Sun

1 Northgate Street
 Ilkeston, DE7 8FR
 Tel: 07786 896807
www.malcsmodels.co.uk
 Email: malcolmgrubey@btinternet.com

www.Perseverancekits.co.uk

Perseverance Etched Brass 4mm scale Locomotive chassis kits

- * Produced from original Rod Neep Designs and etching art work.
- * Suitable to convert most mass produced 00 model locomotives to Fine scale running.
- * Kits can be supplied with parts to make rigid or compensated chassis in either 00, EM or P4 track gauge as requested.
- * Kits are supplied with detailed instructions and drawings, and a dedicated help service is available by email for chassis kit construction queries to customers of Perseverance Kits.

We also stock a vast range of scale parts from **Westward** Detailing Range which can also be seen at www.perseverancekits.co.uk

A current parts stock list and price list is available to download.

A printed A4 size price list **is available by post on receipt of £1.00 in stamps**

Leave a message- 01947895676, Txt- 07989469850, Email- chrisparish@hotmail.co.uk
 Puffers Model Products, 'Eskdale', Gosmont, Whitby, North Yorkshire, YO22 5PT

THE TUTBURY JINNY

COLLECTABLES **01283 814777** MODELS

UNIT 9, TUTBURY MILL MEWS, TUTBURY, Nr. BURTON-UPON-TRENT DE13 9LS

BASS/WORTHINGTON VENT VAN.....£12.50 (plus £2.50 p&p for either one or two)
 6-WHEEL MILK TANK NESTLE 'OO' GAUGE.....£17.50 (plus £2.50 p&p for either one or two)
 6-WHEEL MILK TANK NESTLE 'O' GAUGE.....Price to be confirmed

- ADVANCED ORDERS TAKEN -

THE HOBBY BOX

121 High St, Uckfield TN22 1RN Tel: 01825 765296
www.thehobbybox.co.uk

Bachmann | Carrs | C&L | Cambrian | Cooper Craft | Dapol | Eckon | Evergreen | Expo | Farish
 Gaugemaster | Heljan | Hornby | K&M | Kadec | Kestrel | Knightwing | Lenz | P.D. Marsh | Metcalfe | Noch
 Parkside | Peco | Plastruct | Railmatch | Ratio | Romford | Seep | Slaters | Smiths | Springside | Southern Pride
 Superquick | SE Finecast | SMP | Tiny Signs | Wills | Woodland Scenics Etc.

Open: Tue-Fri 10am-5.30pm, Sat 9.30am-5pm

IMPRESSED WITH YOUR BALLASTING?

However satisfied you are with your finished trackwork, it can be done quicker and easier with Tracklay™ underlay - the trains will run quieter as well - try it yourself and see how much time and effort you save.

	5m	10m	20m	30m	40m	50m
OO	£14.70	£23.26	£40.54	£58.70	£77.30	£84.35
N	£12.20	£17.67	£29.56	£42.43	£54.34	£63.20
Z	£11.30	£15.06	£25.30	£35.36	£44.14	£50.85

Order online at www.tracklay.co.uk
 Tracklay Sales (Dept B), 87 Babington Road,
 Barrow-Upon-Soar, Leics LE12 8NH, Tel: 01509 415594

PRICES INC
 UK P&P

TRIAL SAMPLE
 £4.95 (OO or N)
 £2.00 off first
 order voucher

Waddell's Models

56 Bell Street, Merchant City,
 Glasgow, Lanarkshire G1 1LQ

0141 552 8044

Open for Modelling Advice, Service & Repairs, DCC Decoder Fitting and
 Limited Edition Models selling all scales and gauges including 2mm, 4mm, N, OO

We stock: Bachmann * Dapol * Farish * Heljan * Hornby * Peco * and many more...

Closed for holiday 20th July - 4th August (inclusive)

WE WANT YOUR Model Railways



We will buy
almost any Railway
Collection, large or small.
All gauges will be taken, in any
condition. We always give an honest
price and will collect and dismantle any layout.

Telephone: **01302 371623**

Mobile: **07526 768178**

or email: anoraksanonymous@googlemail.com

FOR SALE

MODEL RAILWAY MAGAZINE

Railway Modeller 1977 and March 1989 to March 1997 Modelling Railways Illustrated Vol 1, No.1 to Vol 4, No 9, September 1993 to July 1997. Also 60 Misc.magazines 70's to 90's £35 the lot. Buyer collects. Email: J.Lewis32@sky.com or Tel: 01495 308968 Gwent.

ALL RUSSIAN HO

models: trains, cars and buildings. Many handmade too. Catalog free. Kondratiev, PB780, Petersburg, RUS-199155, petercon@yandex.ru



BACHMANN 00 4 CEP

Emu 7141 -31-425A, Late SR Multiple unit.Green. Mint condition. Little used. Boxed. Model of the Year 2009. £110 inc p&p. Tel: 07908 935 231 after 11am. Cheshire.

PROFESSIONALLY

MADE layout board with purpose built removable legs, mostly triple circuit

track with 10 x points and sidings, double lever crossing, station area plus 2 x controllers, all wired ready to go. £150.00. Tel: 0121 353 1948 West Mids.

WANTED

MODEL RAILWAY

and Vintage toys sought by Private collector, Hornby, Lima, Bachmann, Marklin etc. Building up the kids inheritance, will travel to view and pay cash on collection. Tel: 07967 579436 Somerset.

WANTED MODEL

RAILWAY items, Locomotives, Coaches, Wagons etc. 00, 0

or N gauge, I live in Somerset but can travel reasonable distances to view. Tel: 01749 347302 Somerset.

REGISTERED

CHILDRENS' CHARITY

295732 require donations, train sets, trucks, locomotives, ancillary equipment. Also cars, buses, postcards, stamps, coins, bank notes, English, Foreign holiday change. Toys, dolls to sell on our charity stalls. Send to W.E. Cornish, 70 Downham Gardens, Tamerton Foliot, Plymouth PL5 4QF. Tel: 01752 701934 Devon.

PLEASE TICK THE APPROPRIATE BOX ☐ FOR SALE ☐ WANTED ☐ EXCHANGE

Name

Address

Telephone

THERE'S NO CATCH, YOU CAN SELL, SEEK OR SWAP ABSOLUTELY FREE WITH OUR UNIQUE SERVICE. SEND YOUR LISTING TO:
BRM CLASSIFIED DEPT, WARNERS GROUP PUBLICATIONS PLC., THE MALTINGS, WEST STREET, BOURNE, Lincs PE10 9PH



		Tel (STD Code)	Number	County	Photocopies will be accepted			



www.tridenttrains.co.uk

HORNBY-BACHMANN-HELJAN-FARISH DAPOL-PECO-LENZ-
TCS-GAUGEMASTER-METCALFE-RATIO+MUCH MORE
01270 842400

No10, The Craft Arcade
Dagfields Craft Centre,
Crewe Road, Walgherton, Nantwich,
Cheshire. CW5 7LG



100+ forums
1,000s of modellers
www.RMweb.co.uk



Opening Times Mon-Sat 9:30-5:30, Sun 11:00-2:00
130 Station Road, Addlestone,
Surrey KT15 2BE
Tel: 01932 845440 www.addlestone-models.co.uk

CLASSIFIEDS

ACCESSORIES, BOOKS & MODEL SERVICES

NICK TOZER

RAILWAY BOOKS

RAILWAY BOOKS BOUGHT & SOLD

*Free Railway
Booksearch Service*

155 Church Street, Paddock,
Huddersfield, HD1 4UJ

Shop now open: Tue/Wed/Sat
(non-show dates) 11:00-17:00
+ Thu 14:00-20:00

Tel: 01484 518159 (answer machine)

www.railwaybook.com

email: nick@railwaybook.com

MP Middleton Press

EVOLVING THE ULTIMATE RAIL ENCYCLOPEDIA

Published 25 April

PETERBOROUGH TO NEWARK

Recently Published

**SAXONY & BALTIC
GERMANY REVISITED
WELLINGBOROUGH
TO LEICESTER**

All £17.95 P&P free (UK) MAIL ORDER

www.middletonpress.co.uk

Easebourne Lane, Midhurst, GU29 9AZ
T: 01730 813169 E: sales@middletonpress.co.uk

**Please visit our website
or telephone for a brochure**

SIGNALS

MODEL
SHOP

8 Holly Court, High Street,
Midsomer Norton, Somerset, BA3 2DB
www.signalsmodels.com

Mon to Sat From 10am 01761 402484

Stockists of Bachmann, Hornby, PECO,
Humbrol, Noch, Graham Farish, Metcalfe,
Gaugemaster, Wills, etc. Plus second-hand.

FREE PARKING less than 5 mins walk

BRM

BRM BACK ISSUES

**Our Digital Editions
go back to April 2011!**

www.pocketmags.com/BRM

KITS, SOFTWARE & CASTING



Parkside Dundas



HORSE BOXES OO Gauge: 4mm Scale

LNER Horse Box 5 - left above	PC83	£15.45
Decals BR and LNER for PC83	TPC83	£1.70
GWR Horse Box N13 - right above	PC79	£15.45
Decals BR & GWR for PC79	TPC79	£1.70
GWR Prize Cattle Van W7 - 1927	PC64	£12.10
LNER Standard Cattle Truck 39	PC50	£9.00
Mounting Blocks (10) for Bachmann 36027 NEM Couplings	PA34	£2.55

Visit our website for details of more kits

Catalogues - 'O', 'OO' or '009': **£3.00** each post paid.
SAE only for 'N' leaflet. Please add £3.00 P&P per order.

Exhibitions: York 4-6 Apr; Scalefour North Wakefield 18-19 Apr;
Rainford 009 18 Apr; Railx Aylesbury 23-24 May



Millie Street, Kirkcaldy, Fife, KY1 2NL

Tel/Fax: 01592 640896 sales@parksidedundas.co.uk

Website: www.parksidedundas.co.uk

**MANKIM
MODELS**

213 Shrub End Road, Colchester, Essex CO3 4RN
Tel: 01206 574929 Fax: 01206 563171

**NEW & SECONDHAND
DIECAST & RAILWAYS**
Major Credit Cards Accepted

Sorry
no lists

Ample Parking

**HORNBY - PECO
BACHMANN - FARISH
CORGI - OXFORD
EFE - AIRFIX etc**

**NEW & SECONDHAND
RAILWAYS & DIECAST**

**WARHAMMER
Scalextric**

FINISHING TOUCHES FOR YOUR LOCOS & COACHES

BR & LMS Smokebox Numberplates to customise your locos, plus BR Carriage Destination Boards for all four regions - all available in both 4mm & 7mm scales. See website for details of our full range, call 01476 550002 or send a C5 SAE to:

PACIFIC MODELS
2 High Street, Corby Glen
Lincolnshire NG33 4LX
www.pacificmodels.co.uk

82010 72A

MODELS



JOHN DUTFIELD LLP

Gift
Vouchers
available

Stockists of many brands inc Bachmann, Hornby, Graham Farish, Dapol, Gaugemaster and Peco. Secondhand bought and sold. Selection of kits, glues, tools, paints and accessories. Wards Yard, 133 Springfield Park Road (at the junction with Hill Road) Chelmsford CM2 6EE TEL: 01245 494455. EMAIL: heatherwilkinson@btconnect.com www.johndufieldmodelrailways.co.uk

OPENING HOURS:
9.00am-5.30pm
Mon, Tues, Thurs,
Fri and Saturday
Closed Wed, Sun
& Bank Holidays
All major credit/debit
cards accepted.

KITS, SOFTWARE & CASTING

Plataurum Design Ltd.

We are precision casters specialising in Brass, Bronze and Nickel Silver concentrating on quality and reliability for our customers. Special one off designs to multiple production work

Highest quality lost wax casting

Superb detail and definition is achieved showing engraving and intricate components

Tel: 0121 554 4664 Fax: 0121 515 2506

Email: richard-sheard@btconnect.com

Web: www.plataurumdesign.com



BRM *Subscribe today!*
Call our hotline on 01778 392002

RETAILERS & MANUFACTURERS

MARCWAY

51 YEARS

POINTWORK RENOWN FOR QUALITY

Ranges available in gauges 1, O, SM32, OO, EM, HO 0-16.5. All are ready to run and spray finished. SAE or phone for leaflet

Custom Pointwork

We construct custom pointwork & junctions in any gauge to your required specifications. All gauges from G to 009 including Dual Gauge & American O & Narrow Gauges.
PHONE MARC ON 01709 542951 (not always manned)
TECHNICAL & CUSTOM POINTWORK

MARCWAY O Gauge Pointwork

Handcrafted with code 125 bullhead nickel silver rail matching Peco and C & L O gauge track. Built as per all our ready to run pointwork ranges with live frogs, are self isolating and rail built throughout with no cast or moulded parts. Extensive standard range including 3 ways, slips, crossings, curve points etc. L & R point start at £43.95.

Introduction offer 4x72" or 48" points £159.00

MARCWAY Gauge 1

Range of ready to run pointwork, includes curved points, 3 ways slips etc. Very sturdy construction and will stand up to rigours of heavy live steam - electric running inside or out. Available in rail types making perfect match to Peco or Tenmile tracks.

PRICES START £88.00 10', £93.00 15' Radius L or R.

Slips, facing or trailing crossovers, curved diamonds, curved points as required are just some of the regular specials constructed.

MARCWAY SM32 Pointwork

A small range available built with the same rail type options as the gauge 1 ranges and to match the Tenmile or Peco SM32 trackwork systems. Additionally we can construct any required point or crossing etc. with any rail type or sleeper to order. Prices start at £75.00

MARCWAY G Scale Points

All built to customers requirement with rail type and sleepers to match required track (ie LGB, Peco, Tenmile G Tracks) We can build left or right hand points in the required radius or wye, or more complicated pointwork and crossings as desired.

MARCWAY S Gauge USA Points

Built in Code 100 Fb N/S plus US type sleepers. We have run a batch of these popular turnouts. #6 turnout, L or R. £39.99

MARCWAY OO & EM Pointwork

Handcrafted in either OO or EM gauges with code 75 nickel silver Bullhead rail and to match to SMP Scaleway track. The OO range are built to take Hornby, Bachmann, Lima as well as finescale wheel standards. EM are set to the normal fine settings. Range includes slips, 3 ways, curve points etc. Construction & finish as per O. Prices start at £25.50 for L or R. Introductory offer 4 x Lor R, hand 36" or 48" points for £90.00

MARCWAY TRACK MATERIALS

For all gauges: Rails, sleeper strips, cut sleepers, track gauges, point levers & motors, switches, planners, metal track templates, point kits, frog units etc

MARCWAY Rails

All in 6 yard (915mm) packs	
Code 200 nickel silver rail (Peco type G1 SM32 etc.)	£20.50
Code 200 brass bullhead rail (G1 SM32 & Co.)	£18.00
Code 148FB nickel silver flatbottom rail O USA & Modern Image	£11.50
Code 124FB nickel silver flatbottom rail O USA & Modern Image	£11.50
Code 100FB nickel silver flatbottom rail O-16.5 & Peco OO/H	£8.75
Code 124BH nickel silver bullhead rail O gauge as Peco O	£11.75
Code 125BH nickel silver bullhead rail O gauge correct section	£10.50
Code 75FB nickel silver flatbottom rail OO/HO fine & Peco fine	£7.50
Code 75FB nickel silver bullhead rail OO & EM fine & SMP 10 yds.	£10.00
Code 75BH phosphor bronze bullhead rail OO/EM, SMP 10 yds.	£10.00
Code 40BH nickel silver bullhead rail N fine	£6.95

MARCWAY PCB Sleeper Strip

All in 18" packs to 1.6mm thick (Glass F)	
12mm wide x 1.6mm thick 1/16" (G & 16mm scales)	£13.50
9mm wide x 1.6mm thick 1/16" (Gauge 1 & SM32)	£11.50
7mm wide x 1.6mm thick 1/16" (O Gauge)	£9.50
6mm wide x 1.6mm thick 1/16" (O Gauge standard/fine)	£9.50
5mm wide x 1.6mm thick 1/16" (O Gauge USA & O-16.5)	£9.50
3.75mm wide x 1.6mm thick 1/16" (OO & EM)	£8.50
4mm wide x 1.6mm thick 1/16" (OO, EM, S etc.)	£8.50
3mm wide x 1.6mm thick 1/16" (OO/HO, TT/HO)	£8.50
2mm wide x 1.6mm thick 1/16" (N Gauge)	£7.50
2.3mm wide x 1.6mm thick 1/16" (HO American)	£8.50
4mm wide x 1.2mm thick SMP (OO & EM)	£9.50
3mm wide x 1.2mm thick SMP (HO, TT, HO, OO)	£8.50
3mm wide x 1.2mm thick SMP 25 packs 450 feet	£150.00

SMP	SCALEWAY TRACK
	Code 75 Bullhead plastic based flexible track - beautifully proportioned to capture trackwork of the British steam era.
	J Scaleway OO Nickel Silver Track Box of 10 yards.....£43.00
	K Scaleway OO Phosphor Bronze Track Box of 10 yards.....£43.00
	L Scaleway EM Nickel Silver Track Box of 10 yards.....£43.00
	M Scaleway EM Phosphor Bronze Track Box of 10 yards.....£43.00
	Also available P4 18.88 + 19.33.....£47.00

POSTAGE EXTRA AT COST

NEW OBSOLETE HORNBY

As well as current range we carry vast selection of new obsolete locos, rolling stock, Skaledale etc.
Please phone for details or visit our small listing website
www.modelrailways.me.uk or www.marcway.net

MARCWAY

0114 2449170

SCALE MODELS



VISIT OUR SPACIOUS SHOP - 1200sq ft Sales Area • SHOP OPEN 10am-5pm 6 days a week

Phone, Fax or Post your order. marcway.net has full Marcway Pointwork list
HORNBY & SCALEXTRIC MAIN AGENTS Peco - Farish - Gaugemaster - Bachmann etc. Sets, Train Packs, Locos & Rolling Stock, Track Controls & Accessories etc. Also modellers tools, airbrushes, paints, plastic, metal and wood section and sheet. Secondhand equipment bought and sold. Vast selection combined with helpful & friendly service - Free technical advice by phone or in store

598-600 ATTERCLIFFE RD, SHEFFIELD S9 3QS

SITUATED 2 MILES FROM M1 JUNCTION 34 (Meadowhall Exit) 200yds from Attercliffe Tram Stop

NO TISIN - IN WORKSHOP

ADVERTISERS INDEX

3mm Scale Model Railways.....	143	Morley Controllers Limited.....	140
A C Models.....	137	Morris Models.....	142
Addlestone Models.....	149	Mr Malcolm Townsend.....	118
All Components.....	137	Nick Tozer.....	150
Alphagraphix.....	143	Olivia's Trains & Models.....	141
Alton Model Centre.....	139	Oxford Diecast Ltd.....	83
Anoraks Anonymous.....	148	P & D Marsh.....	130
Assoc. Of Mrc Wales & W. Eng.....	120	Pacific Models.....	150
Bachmann Europe Plc.....	2	Paignton Model Shop.....	130
Barry Jones.....	130	Parkside Dundas.....	150
Barry Stockton.....	118	Pems Butler Limited.....	130
Bill Hudson Transport Books.....	152	Pennine Models.....	133
Bingham Model Railway Club.....	118	Peters Spares Model Railways Ltd.....	141
Blackwells Of Hawkwell.....	153	Plataurum Design Limited.....	150
Brewsters Limited.....	152	Pooleys Puffers.....	143
C & L Finescale Modelling Ltd.....	138	Puffers Model Products.....	147
C & M Models.....	147	Rails Of Sheffield.....	126 To 128
Chester Model Centre.....	129	Railway Conductor.....	145
Church Street Models.....	143	Ray Heard.....	118
Collection Displays.....	145	Redcar Models & Hobbies.....	143
Connoisseur Models.....	152	Rhuddlan Models.....	130
Crafty Hobbies.....	147	Rmlectronics.....	130
Dapol Limited.....	155	Ron Lines.....	142
DB Models.....	146	Roxey Mouldings.....	153
DCC Concepts Pty Ltd.....	6 & 31	Sawyer Models.....	138
DCC Supplies Ltd.....	132	Scale Model Scenery Ltd.....	142
Derek's Transport Books.....	130	Scalescenes.com.....	139
Doon Valley Models.....	141	Signals Model Shop.....	150
Durham Trains Of Stanley.....	152	South Eastern Finescale.....	139
Ecoloft.....	134	South West Digital.....	136
Edward James Collectables.....	138	Specialist Crafts Ltd.....	134
Edwinstowe Trains N Things.....	130	Squires Model & Craft Tools.....	123
Ellis Clark Trains.....	144	SRP Fairs.....	118
Expo Drills And Tools.....	8-9	Stevenson Carriages & Millholme Models.....	143
Express Models.....	145	Strathwood.....	135
Finescalebrass (UK) Ltd.....	131	Street Level Models.....	139
Fine Tip.....	143	Ten Commandments.....	142
Fort Victoria Model Railway.....	143	Tennants Trains.....	130
Gaugemaster Com.....	10-11	The Gas Cupboard.....	139
Gc Weathering.....	138	The Hereford Model Centre.....	91
Ge Dee Models.....	141	The Hobby Box Limited.....	147
Geoff Gamble Books.....	152	The Hobby Goblin.....	130
Gfb Designs (Sig-Na Trak).....	129	The Hobby Shop.....	153
Gilbow (Holdings) Ltd.....	79	The Lancashire & Yorkshire Railway Soc.....	136
Great Central Railway.....	119	The Model Railway Shop.....	130
Great Eastern Toys And Models.....	147	The Model Tree Shop.....	131 & 153
Grimy Times.....	133	The Tutbury Jinny.....	147
H. & A. Models.....	143	Timber Tracks.....	139
Harbun Hobbies.....	140	Time Machine Model Shop.....	130
Haslington Models.....	130	TMC Custom Finish Locomotives.....	44-45
Hatton's Model Railways.....	14-23 & 124-125	Tony Oakes.....	118
Hornby Hobbies Limited.....	156	Toolstation Ltd.....	55
Howard Scenic Supplies.....	152	Topp Trains.....	130
International Models.....	137	Tower Models.....	3
Invertrain Model Railways.....	130	Townstreet.....	139
Items Mail Order Ltd.....	147	Tracklay Sales.....	147
Jacksons Models.....	143	Trains 4U.....	139
Joe Lock.....	118	Train-Tech.....	133 & 145
John Duffield.....	150	Tri-Angman.....	130
K & M Models.....	145	Trident Trains Model Shop.....	149
K.s's World Of Models.....	142	Upstairs Downstairs.....	130
Lacy Scott & Knight.....	123	Vectis.....	123 & 153
Langley Miniature Models.....	141	Viking Optical.....	135
Liskeard Railway Models.....	122	Waddell's Models.....	147
Locomotion.....	132	Waltons Of Altrincham.....	152
Lord And Butler.....	145	Wellingborough Trains & Models.....	136
Macs Model Railroading.....	147	White Rose Modelworks.....	93
Malc's Models.....	147	York Model Railway Show.....	121
Mankim Models.....	150	York Modelmaking And Display Limited.....	143
Marcway Models & Hobbies.....	151	You Choos.....	135
Metcalfe Models & Toys Limited.....	12 & 13		
Middleton Press.....	150		
Millenium Models.....	152		
Minx Microdrives.....	140		
Model Market Limited.....	152		
Model Rail Baseboards.....	142		
Model Railway Developments.....	152		
Model Railway Solutions.....	143		
Model Trains 4 U.....	142		
Modellers Mecca Limited.....	140		
Modelmania.....	147		
Moderatec.....	143		
Monk Bar Model Shop Ltd.....	147		

BILL HUDSON BOOKS

Please visit our totally revamped site.
Now with secure online ordering!

www.billhudsontransportbooks.co.uk

Tel/Fax: 01629 580797

Please visit: Matlock Station, Station Yard, Matlock DE4 3NA

HOWARD SCENIC SUPPLIES

www.howardscenicsupplies.co.uk

Email: sales@howardscenicsupplies.co.uk Tel: 01206 385409

NOCH **ANCORTON MODELS** **SUPERQUICK** **FALLER** **Preiser** **Heki**

Adhesives, Backscenes, Ballast, Buildings, Cork, Figures, Fencing, Groundcover, Modelling Materials, Plants, Roads, Trees & Bushes, Walling & More!



NEW Turntable Mechanism
Electro-mechanical indexing (as shown)
ensures accurate positioning.
Speed control and direction.
Use alone or DCC.



www.emardee.org.uk

GEOFF GAMBLE BOOKS

Railway book specialist covering UK and overseas
prototypes, also modelling, bus, tram and shipping books.
Book searches a pleasure. Many books POST FREE.

Visit <http://www.geoffgamblebooks.co.uk>
for further details. On-line ordering on
www.rail-books.co.uk Tel: 01293 406137

CONNOISSEUR MODELS

0 Gauge Etched Locomotive, Wagon & Carriage Kits
Website & On Line Catalogue

www.jimmcgeown.com

or Send 2nd Class Address Label For Free Printed Catalogue
1 Newton Cottages, Nr Weobley, Herefordshire HR4 8QX

Millennium Models

Hornby, Bachmann, Peco and more.

New and Secondhand stock

Jarvis, Dapol, Metcalfe, Corgi, Oxford

67 Queen Street, Morley, Leeds LS27 8EB

Tel: 0113 2189286 www.millennium-models.co.uk

Model Market Limited.

HORNBY

DCC concepts

Digital plus[®]
by Lenz

ESU
Electronic Solutions Unit

Lok Sound
Lok Pilot

Loco Renaming & Renumbering Plus Our Own Special Editions

www.ModelMarket.co.uk

07890 - 095933

WALTONSMODELS.CO.UK

Where Will Your Hobby Take You Today?

Figures from £5.20



Hornby DCC NMRA
decoder only £13.75

Crosfield Chemicals
Limited Edition
3 x Wagons
£29.95



info@waltonsmodels.co.uk 0161 928 5940

30 Stamford Street, Altrincham, Cheshire, WA14 1EY

HORNBY **BRACHMANN** **GRAHAM FARISH** **PECO** **FLEISCHMANN** **Roco**

DURHAM TRAINS OF STANLEY

MORE THAN JUST A MODEL SHOP


WE STOCK ALL MAJOR BRITISH OUTLINE ROLLING STOCK AND SCENICS AS WELL AS OXFORD DIECAST. WE ALSO
OFFER A CHIP FITTING SERVICE RTO READY AND HOME DCC READY LOCOS AND SERVICE MOST MAKES OF LOCOS.
JUST CLICK ON OUR WEBSITE FOR MORE INFORMATION. WE ALSO HAVE OVER 3000 ITEMS FOR SALE ONLINE.

6 STATION ROAD, STANLEY, CO. DURHAM, DH8 0JL

SHOP OPEN MON-TUES-FRI-SAT OPEN 0930-1700 • THURS 1100-1900 • CLOSED WEDNESDAY AND SUNDAY

TEL: 01207 232545 • www.durhamtrainsofstanley.co.uk • email: sales@durhamtrainsofstanley.co.uk

SOLDERING IRONS & ACCESSORIES



86 page paperback
with many illustrated
examples to help you
get started as well as
improving your
soldering

Now reprinted for the
8th time
£3.99

+£1 Postage

Trade enquiries welcome for this book

BREWSTERS Ltd
112 New George Street, Plymouth PL1 1RZ
Phone 01752 665011

ANTEX SOLDERING IRONS

CS18 18W IRON £20.99
Postage £2.50

The ANTEX CS18 18 Watt Soldering Iron comes fitted with 2.3mm bit.
This iron is ideally suited for 'N' gauge modelling as well as all types of
electronic Soldering. We stock a range of bits for this iron. See websites
below

XS25 25W IRON £21.45
Postage £2.50

Slightly larger than the CS18 the XS25 is fitted with a 3mm bit.
This iron is ideally suited to all work around a OO gauge layout
including soldering to track. A range of additional bits are available
for this iron. See Website below for more information on both irons

Our Full Soldering Catalogue Containing Over 200
Items is on our Websites @

www.soldering-shop.co.uk
www.brewstersbatteries.co.uk
ALL MAJOR CREDIT/DEBIT CARDS ACCEPTED

BRM
BRITISH RAILWAY MODELLING

FREE E-NEWSLETTERS

Exclusive articles, competitions & offers

Register now at

www.model-railways-live.co.uk/register

www.sommerfeldt.co.uk

Overhead Catenary System for 'O' 'N' & 'HO' also Pantographs

Blackwells of Hawkwell

Tel: 01702 200036 • Fax: 01702 204210 • sales@blackwells-miniatures.com

P.O.Box 2099 Hockley, Essex SS5 4UY

www.blackwells-miniatures.com

Trees & Scenic Materials, Card Buildings, Roadways, Grass Mats, etc.

roxeymouldings.co.uk

Your website for finescale locomotive, carriage and wagon kits in 00 and 0 gauges. A wide range of accessories in stock from Slater's, Markits, Romford, Alan Gibson and our own etched detail frets. Motors from Mashima and Tenshodo with gears and gearboxes from Markits and Roxey. Markits 00 rolling stock wheels and our own turned steel wheels for 0 gauge. Ixion 0 gauge ready to run locos locos. For Exhibition sales only, we stock solder, flux and Precision Paints.

Roxey
MOULDINGS

58 Dudley Road, Walton-on-Thames, Surrey KT12 2JU

Tel:01932 245439

Roxey
MOULDINGS

Vectis
AUCTIONS LTD
COLLECTABLE TOY SPECIALISTS



VISIT THE VECTIS WEBSITE

You will find listings of all our Train auctions from 1999, including all prices realised for any train we've sold over the past decade.

WWW.VECTIS.CO.UK

THE HOBBY SHOP
www.hobb-e-mail.com

122 West Street, Faversham,
Kent, ME13 7JB
Tel: 01795 531666



THE MODEL TREE SHOP - 10 YEARS

Ten years have passed since two friends (Simon & Steven) in Birmingham built their model railway. To complete the layout they needed some trees! At first they attempted to make their own but soon realised this was not going to work as whatever they produced was not fit for purpose. By scouring the internet they tracked down a manufacturer in China and after a visit to the factory (a bit extreme for some?) the layout was completed and the company was born.

Starting with a very modest range of trees The Model Tree Shop limited itself to model railway enthusiasts. Now ten years on we have over 750 types of tree available off the shelf and supply all kinds of hobbies as well as architects and film and TV studios all over the world. Although the trees are produced in China, they have all been designed (palm trees aside for obvious reasons) from photographs of British deciduous trees, taken from around the UK and developed in liaison with our manufacturing partner.

The range has now been extended to include landscaping materials such as scatters, static grass and electronic applicators, Flexi-hedge, grass tufts and flower beds (quite literally made in house!). The Model Tree Shop caters for all scales from 'T' through to 7mm and even G scale find the larger trees suitable.

Our trees can be seen on many an exhibition layout and appear on many of the layouts featured in the model railway magazines.

Sadly Simon passed away 3 months after the company was started so Sarajane & Steven are now a 'Mom & Pop' business which is small enough to care but big enough to cope.

Web: www.themodeltreeshop.co.uk
Email: sales@themodeltreeshop.co.uk
Tel: 01890 819021

Snail Mail: 4 David Hume View, Chirnside, Duns, TD11 3SX



TAIL LAMP



There are many over-used expressions that seem to trip readily off people's tongues without much thought as to what they are saying. 'With all due respect' is a good example; roughly translated it means, 'Actually, I have no respect for you whatsoever'. Similarly, one that is over used on model railway forums is; "My comments are meant as constructive criticism..."

When I see or hear those two words, 'constructive criticism', I wonder if those saying or writing them actually truly mean it. I am sure that most believe they are being constructive but I am equally sure that some just criticise for the sake of it!

Constructive criticism should be a balanced and objective view of the subject in question. Such comments should also be presented in a 'friendly' manner and certainly not confrontational. All very obvious one would think, which it is for those who are not looking to air their knowledge or prove how clever they are when writing reviews or passing comment on a new model. Sadly, it seems that there are some associated with our hobby who wish to pass on their knowledge but have forgotten or chosen to ignore the basic etiquette of constructive criticism.

Take, for example, a new locomotive model not yet launched but shown as a prototype on the manufacturers' website, a sort of sneak peek. Now I know that we all have an opinion and I also believe that those of us who enjoy the world of model railways are keen to pass on our knowledge where it can help. There are now various avenues via which to do this but where our hypothetical locomotive example is concerned it would not be unreasonable for any comments related to detail, dimensions or accuracy to be passed directly to the manufacturer. By publishing the images on its site that is what it is really asking for.

The problem for some of those who comment and demonstrate their extensive knowledge is that communicating directly with the

manufacturer is just a one-way street. Who other than the manufacturer would see their comments and know that their knowledge on the subject was so much greater than the model's producer?

In a situation like this it is not uncommon for egos to take over; rather than talking directly to the manufacturer our experts start to expound their knowledge on forums. We then have a situation where a feeding frenzy occurs because everybody wants to try and outdo the previous 'expert'. Before we know it, what started out as a sneak preview soliciting comments has turned into

a game of 'I know more than you' or a competition to prove who can be most offended by any perceived errors.

Unfortunately, by taking this route those that should have been advised, namely the manufacturer, is by-passed in favour of a group of not so well-meaning individuals. Little wonder that some manufacturers prefer to talk directly to modellers rather than via forums!

I know that my comments will raise eyebrows and that forums will be buzzing with negative comments but for those that are offended might I suggest that before putting fingers to keyboard you ask yourselves if you really know the meaning of 'constructive criticism' and whether you're

aware of the correct way to put your comments over to the manufacturer?

In my experience, when dealing with any company large or small, they are keen to listen and normally prepared to act accordingly when new information is received. But, much depends on how the comments are phrased. If they are presented in an aggressive manner they may be looked upon at best with cynicism or indeed just simply ignored. No manufacturer sets out to produce a model that is not as accurate as physically possible, within the constraints of mass production, but those who wish to contribute constructively towards that should do it directly with the manufacturer - believe it or not they do not spend every waking hour trawling the forums! **BRM**

Our 'industry insider' considers the nature of constructive criticism and how it can best be offered.

dapol

model railway company

Tel: 01691 774455
Fax: 01691 778866
e-mail: sales@dapol.co.uk
www.dapol.co.uk

Dapol Limited, Gledrid Industrial Park, Chirk, Wrexham, LL14 5DG

'N' releases in March

HST Bookset



2D-019-004 - HST Bookset Class 43 Intercity Swallow Livery 43075 & 43106

2D-019-002 - HST Bookset Class 43 First Great Western 43177 & 43165

2D-013-000 - Class 27 BR Blue Livery 27108

2D-013-000D - Class 27 BR Blue Livery 27108 DCC

2D-013-001 - Class 27 BR Green SYP D5401

2D-013-001D - Class 27 BR Green SYP D5401 DCC

2D-013-051 - Class 27 Dummy BR Blue 27203

2D-013-052 - Class 27 Dummy BR Blue 27212

All product release dates correct at time of going to press

'OO' releases in March



4F-032-013 - Rectangular Tank - Yorkshire & Lincolnshire Tar

4F-032-014 - Rectangular Tank - Yorkshire & Lincolnshire Tar Weathered



4F-034-011 - 21T Hopper - NCB 131

4F-034-012 - 21T Hopper - NCB 131 Weathered

Also released this month include;

4F-060-015 - Grampus - BR Black DB990412

4F-060-016 - Grampus - BR Black DB990412 Weathered

4F-036-017 - Grain Hopper - GWR Avonmouth

4F-036-018 - Grain Hopper - GWR Avonmouth Weathered

'O' releases in March



7F-051-017 - 5 Plank - A Bramley

7F-051-017W - 5 Plank - A Bramley Weathered



7F-071-024 - 7 Plank - Ace of Clubs

7F-071-024W - 7 Plank - Ace of Clubs Weathered

APPROVED

DAPOL GOLD
STOCKISTS

The following retailers carry stocks of all new monthly products

ALTON: **Alton Models** tel: 01420 542244
ARUNDEL: **Gaugemaster** tel: 01903 884321
AXMINSTER: **Buffers Model Railways** tel: 01297 35557
AYLSHAM: **Bure Valley Railway** tel: 01263 733858
BARROW IN FURNESS: **Crafty Hobbies** tel: 01229 820759
BIDEFORD: **Osborn's Models** tel: 01237 423453
BRISTOL: **Model Railways Direct** tel: 01275 774224
BURTON-ON-TRENT: **The Tutbury Jinny** tel: 01283 814777
CAMBORNE: **Kernow Model Railway Centre** tel: 01209 714099
CARLISLE: **C & M Models** tel: 01228 514689
CHELTENHAM: **Cheltenham Models** tel: 01242 523117

HEREFORD: **Hereford Model Shop** tel: 01432 352809
KIDDERMINSTER: **DMB/Footplate Models** tel: 01562 750076
LIVERPOOL: **Hattons** tel: 0151 733 3655
NANTWICH: **Trident Trains** tel: 01270 842400
NORTH LANCING: **Morris Models** tel: 01903 754850
ROCHESTER: **The Signal Box** tel: 01634 826370
SHEFFIELD: **Rails of Sheffield** tel: 01142 551436
STROUD: **ANTICS** tel: 01453 825381
SHEPTON MALLET: **East Somerset Models** tel: 01749 880651
YORK: **Monk Bar Model Shop** tel: 01904 659423

Now available from Hornby

Arnold British N gauge (1:148)

**JUST
£199.99**

FREE postage in the UK
Quote reference **IARNOLD**

Arnold is renowned for its superb European and American N gauge models. Hornby is proud to present the first Arnold replica in British N gauge (1:148).

The "Brighton Belle" is one of the most famous of the "Belle" trains to operate on British tracks. The "Belle" operated between London Victoria and Brighton and was the first all-electric Pullman service in the world. The service commenced in June 1934 and continued until April 1972 with only a period during the Second World War when the service was suspended.

HN3002 - BR Class 403 'Brighton Belle Pullman' 5 Car Train Pack (1969)

Contains:

- 1 x DMBPT (Driver Motor Brake Parlour Third) Powered, Blue and Grey - 1969
- 2 x TPFK (Trailer Parlour First Kitchen), Blue and Grey - 1969
- 1 x TPT (Trailer Parlour Third), Blue and Grey - 1969
- 1 x DMBPT (Driver Motor Brake Parlour Third) Unpowered, Blue and Grey - 1969

Key features:

- Accurate UK N gauge – 1:148
- High performance motor with flywheel
- 6 pin DCC socket
- Detailed differences on bogies between both models
- Illuminated table lamps
- Lit target indicators
- Driver's cabin interior illumination (depending on direction of travel)



Also Available at just £199.99

HN3003 - SR 5-BEL 'Brighton Belle Pullman' 5 Car Train Pack (Cream and Umber, 1934)



HURRY WHILE STOCKS LAST – order today!
Call: 01843 233 519

quoting ref: **IARNOLD** or visit **www.hornby.com/arnold**
(Telephone order lines are open 8am-5pm Monday to Friday)



GUARANTEE OF SATISFACTION

If any item you order fails to give complete satisfaction, please return it within 7 days of receipt of goods, in the original packaging for a replacement or full refund. Terms and conditions apply. Please see website for more information.



Safety Warning: Detailed Scale model. Not suitable for children under 14 years. Please refer to Safety Notes in enclosed instruction leaflet. Colours and Contents may vary from those illustrated. Please retain these details and the address for future reference.