

FREE DVD FOR EVERY READER WORTH £7.99

# BRM

BRITISH RAILWAY MODELLING

JANUARY 2015 | £4.25

27  
PAGES OF NEWS,  
REVIEWS &  
INTERVIEWS



WARLEY 2014: FULL REPORT

## KING STREET BLUES

BR 1970s DIESELS IN O GAUGE

3 GREAT  
LAYOUTS

### PRACTICAL BRM: FIVE 'HOW TO' PROJECTS

- ▶ BUILD A SIMPLE RESIN LOCOMOTIVE KIT
- ▶ PAINT & WEATHER A STATION BUILDING
- ▶ IMPROVE A FARISH Mk1
- ▶ MODEL A RUINED FARM
- ▶ BUILD A NETWORK RAIL INSPECTION COACH



**REVIEWED** GRAHAM FARISH 'DUCHESS' ♦ HELJAN '40' ♦ HORNBY MK 2e





# Class 150 DMU

## OO Scale Multiple Unit



**32-927** Class 150 2-Car Diesel Multiple Unit (DMU) First Great Western, No.150128



- All new drive mechanism
- Enhanced interior seating including driver's cab interior
- Optional non working buckeye couplings
- Comprehensive and detailed underfloor equipment
- Directional front and tail lights

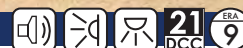
- Interior lighting
- DCC 21 pin decoder socket
- Accessory snow ploughs
- Close coupling system
- Etched exhaust guards



**32-928** Class 150 2-Car Diesel Multiple Unit (DMU) Sprinter, No.150150




**32-937** Class 150 2-Car Diesel Multiple Unit (DMU) Centro, No.150202




**32-938** Class 150 2-Car Diesel Multiple Unit (DMU) Northern Rail, No.150204





Era 8 = 1982 - 1994, Era 9 = 1995 onwards.

 fitted with directional lighting.

 fitted with interior lighting.

 features 21Pin DCC socket.

 ready to accept sound decoder.

 with weathering effect applied.




# AD-S8fx

## By DCCconcepts

Unique performance, real usability

# Solenoid Accessory Decoder

**Only live frog point-work (AKA Electro-frog) gives reliable running.** But... if you want to add Hornby, Peco, Seep or any commonly use Solenoid point motor to the 16 Turnouts that are needed to build this 10 track fiddle-yard then you'll also need to switch the frogs, add control panel LEDs and of course find enough power to switch all of them reliably (and in pairs to make control easy).



You could of course buy, install and need to wire all these things...

**For those who use DC Control:** As well as switches and LEDs, add 16x Solenoids + 16x Micro-switches + Power supply + Reliable CDU.



... and if you use **DCC Control:** Add 4x 4-way Accessory Decoders.



Or you could simply use the new DCCconcepts AD-S8fx decoder...

**Whether you power your layout with DC or DCC**

**AD-S Series decoders work perfectly, simplify wiring and lower costs**

DC or DCC layout, the savings You will make in cash, installation time & complexity are very clear!

You will still need the 16 solenoids of course, but you will need just ONE AD-S8fx 8-way Accessory decoder to power them all!

Even better - You will need NO added micro-switches because the AD-S8fx has frog polarity & LED switching control on board!

**Save Cash, Save time, Save wiring, Save complexity!**




15vDC  
Supply is  
needed for  
DC operation

thinking outside the square

# DCCconcepts

The AD and ADS decoder ranges & all other DCCconcepts products are distributed worldwide by DCCconcepts Pty Ltd. 3/13 Lionel St, Naval Base WA 6165 Australia . Ph. 61 8 9437 2470 Fax. 61 8 9437 2471 [www.dccconcepts.com](http://www.dccconcepts.com)  
DCCconcepts welcomes Retailer and Distributor enquiries. DCCconcepts products are distributed throughout the United Kingdom by GaugeMASTER Controls Ltd., Ford Rd, Arundel \* phone +44 1903 884488 [www.gaugemaster.com](http://www.gaugemaster.com)





24

**John Norton and George Woodcock's** 'might have been' layout depicts a local line if it hadn't succumbed to Beeching.



34

**Phil Parker** is 'on the case' with this kit-build of a popular tramway locomotive - he's even nicknamed it 'Toby'!



38

**Howard Smith's** Penmaenmawr project progresses as the station building gets a lick of paint and grime. Could it be time for a lesson in weathering?



42

**Bill Auld's** EM gauge Caledonian layout depicts a very different time, when railways were about to play an important role in the First World War.



74

**24 LAYOUT: TOWCESTER**  
Some lines might have looked very different had they survived the Beeching closures. **John Norton and George Woodcock** made a local line the subject of their latest layout.

**34 PRACTICAL BRM: SILVER FOX J70**  
In the first part of a short series on getting started in locomotive building, **Phil Parker** shows how to build a simple resin kit of a famous tramway engine.

**38 PRACTICAL BRM: PAINT AND WEATHER BUILDINGS**  
Nothing in the real world stays clean for long. With this in mind, **Howard Smith** embarks on a project to paint and weather his model of Penmaenmawr station.

**42 LAYOUT: EAGLESHAM**  
Set on the eve of the First World War, **Bill Auld's** EM gauge layout depicts the wonderfully colourful and rarely modelled Caledonian Railway.

**44 PRACTICAL BRM: IMPROVE A FARISH MK 1 SLEEPER**  
**Mick Simpson** shows how you can improve the Graham Farish MK 1 sleeper with a few hours work.

**56 PRACTICAL BRM: BUILD AN NR INSPECTION SALOON**  
**Nigel Burkin** demonstrates the construction of a unique Mk 1-based vehicle using a kit by Britannia Pacific Models.

**62 LAYOUT PLANNING: MERSEYRAIL**  
Merseyrail's intensive operations in and around Liverpool have been largely overlooked by modellers. **Paul Lunn** offers four possible layout options.

**68 PRACTICAL BRM: OWENS BRIDGE PART 3**  
**Phil Parker** adds ruined farm buildings, more scenery and a period army lorry to complete his WW1 layout project.

**72 Q&A: KERNOW 02**  
We get a sneak preview of KMRC's William Adams tank locomotive, most famously used in Cornwall and on the Isle of Wight.

**74 NEWS SPECIAL: WARLEY REPORT**  
This year's Warley show was a good chance to see how products from manufacturers, are progressing. Here's a little photographic summary of what was on display at the UK's largest model railway event.





62

Paul Lunn offers a few ideas to help you model your very own busy Liverpool-based location.



80

Well known on the exhibition circuit, David Hampson and Keith Harrison bring back memories of the late-1960s and 1970s.

Nigel Burkin creates a model of the Network Rail inspection coach, only just retired from service last year.

56



Back to blue. Howard Smith reviews Heljan's O gauge 'whistler' - the firm's largest model yet. So, is it any good?

100

**80 LAYOUT: OLDHAM KING STREET**  
David Hampson and Keith Harrison's layout brings back the sights and sounds of Lancashire in the late-1960s and early-1970s.

**88 BRM INTERVIEW: KERNOW MRC**  
In little more than a decade, this Cornish retailer has grown into a major player in the British model railway trade. We talk to Chris Treise to find out more about what goes on behind the scenes.

**94 WHAT'S NEW?**  
Hatton's GWR '14XX' and Hunslets, a Delnner '57' and Midland brakevan from Graham Farish plus the 2014 wishlist poll results are revealed.

**100 REVIEWS**  
Howard Smith examines Heljan's Class 40, whilst Ben Jones takes a look at the latest models to emerge from Hornby in the shape of a T9 and 'King Arthur'. Plus, we look at FTG models' first wagon.

**103 DIARY DATES**  
All the big events for the coming weeks, from meetings and talks to exhibitions and toy fairs.

**162 NEXT MONTH**  
Find out what exciting features we've got planned for the January issue of BRM.

**FARISH 'DUCHESS'**  
See page 98



**DON'T MISS OUT**

February 2015 issue of  
**BRM**  
BRITISH RAILWAY MODELLING  
is published on  
January 8.

**TURN TO  
PAGE 162  
FOR MORE  
DETAILS  
ABOUT THE  
NEXT  
ISSUE**

**GOING DIGITAL**

BRM's Digital Edition brings with it a mass of benefits to make your favourite railway modelling magazine even better. For more information, go to: [www.brmn.ag/digiditions](http://www.brmn.ag/digiditions)

- ▶ EXTRA FEATURES
- ▶ LIVE WEBSITE LINKS
- ▶ SAVE MONEY
- ▶ NO STORAGE PROBLEMS
- ▶ BETTER IMAGE QUALITY
- ▶ ZOOM FUNCTION

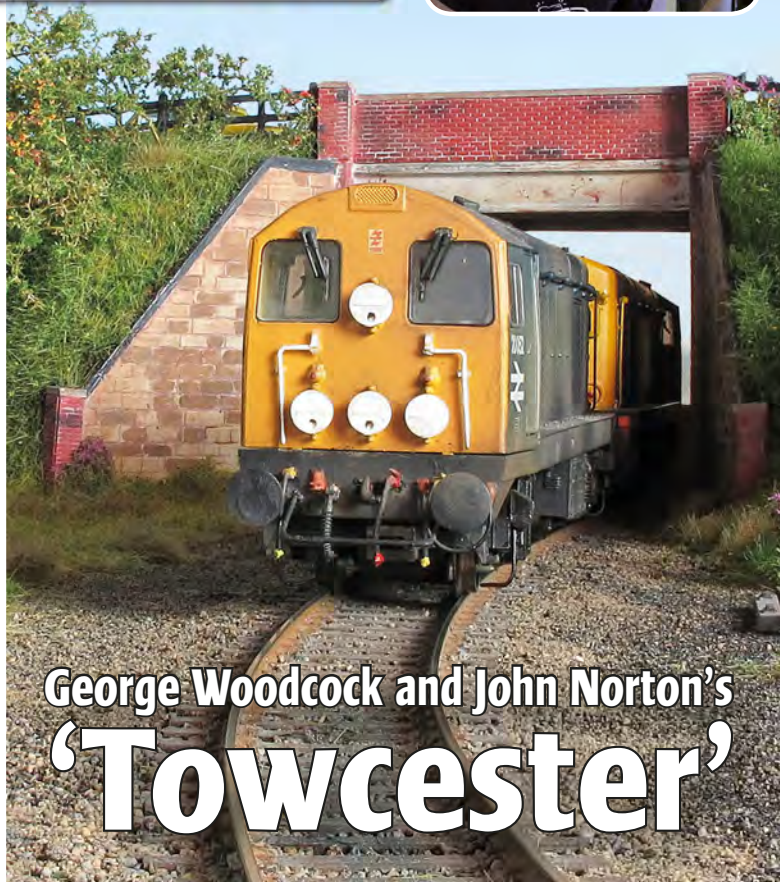




# BRM TV

This month's video, presented from the Leighton Buzzard railway, looks at George Woodcock and John Norton's 'Towcester' layout. Plus, Howard Smith and Phil Parker share some handy practical modelling tips.

## WHAT'S ON THE DVD



### PRACTICAL BRM

Phil Parker's  
guide to making  
resin buildings



### BRM BEHIND THE SCENES

A tour of  
the Leighton  
Buzzard railway



### PRACTICAL BRM

Howard Smith's  
introduction to  
painting



### From the BRM ARCHIVE

Amazing scenic  
layouts from the  
archives





## WATCH THE VIDEO HERE

*(You must have a wifi connection to stream video content)*

**PLAY**



Exclusive  
First  
Editions

# EXCLUSIVE FIRST EDITIONS

Exclusive  
First  
Editions

YOUR FIRST STOP FOR PRECISION 1:76 '00' SCALE DIE-CAST MODELS & ACCESSORIES

CROSVILLE NBC



38116  
BRISTOL VRT 2

LIMMER & TRINIDAD



39001  
FODEN S24 SHORT TIPPER

NOTTINGHAM CITY TRANSPORT



18015  
DAIMLER FLEETLINE

ARRIVA SOUTH LONDON



20649  
PLAXTON POINTER DART

GREATER GLASGOW



14410  
LEYLAND NATIONAL MK1 SHORT

NORTH WESTERN



30715  
AEC RENOWN

LONDON TRANSPORT



27704  
AEC STL BUS (NO ROOF BOX)

CORK CITY SERVICES



27317  
LEYLAND TDI

GREEN LINE



31708  
RMC ROUTEMASTER COACH

WEST YORKSHIRE



32308  
BRISTOL RELH COACH

LINCOLNSHIRE ROAD CAR



38302  
ALEXANDER Y TYPE BUS

BEA SOVEREIGN HOLIDAYS



36204  
RMA ROUTEMASTER & TRAILER

PICCADILLY LINE



80403 & 80503  
1959 TUBE TRAIN DRIVING CAR

FOR EFE STOCKISTS OR TO BUY DIRECT STOP OFF AT OUR NEW WEBSITE

[exclusivefirsteditions.com](http://exclusivefirsteditions.com)



# WELCOME



**D**uplication. It's the word on everyone's mind after another month of frantic activity in the OO gauge ready-to-run world. Stung into action by the increasingly competitive 'land grab' of viable subjects by new entrants to the market and smaller suppliers, Hornby took the unprecedented step of unveiling a raft of new models ahead of its usual December announcements.

Going on the offensive with no fewer than five new products, and the promise of more to come soon, it was clear that Hornby's new team was seeking to restore some excitement around the range after three difficult years. But, on the locomotive front at least, the issue of duplication becomes more serious with each new announcement.

After weeks of rumours, it was no surprise to see the LSWR Adams 'Radial 4-4-2T' (pictured) in the display case, and at an advanced state of development. With Oxford Rail also committed to producing the same locomotive (see p79), we'll soon have two to choose from, and possibly three if Austrains decides to pursue it. Not bad for a class that was reduced to three examples by the 1920s and used on a single branch line in Devon. Expect a glut of layouts based on Axminster, Combyrne or Lyme Regis in the next few years.

Another relatively restricted class that will soon be the subject of two OO models is the Class 71 third-rail electric, with Hornby announcing it for 2016 release, in competition with DJModels. The latter confirmed to **BRM** immediately after the Warley show that it intends to continue with the project and hopes to beat Hornby by having its model out in late-2015. Is there room for both? Personally I doubt it, but Southern modellers will have the ultimate say.

Hornby also revealed several other models that look much closer to reaching the shops and are less contentious. The desperately needed LMS non-



gangwayed coaches should be a hit, as should the equally important all-new BR 21t hopper wagon.

An LMS horsebox brings further variety to this once neglected, now well-served, subject. You can see all the new items in our Warley Report on page 74. We'll also bring you the rest of Hornby's 2015 announcements next month, and on **RMweb** from December 17th.

The excitement wasn't restricted to the Hornby stand either, with Kernow Model Rail Centre adding the GWR Railmotor and Class 116-118 DMUs to its plans, and finally seeing some progress with its D600 'Warship'. Outside the NEC, Hatton's has now decided to challenge Hornby with another GWR locomotive in OO - the '14XX' 0-4-2T (see page 84). However, a new model of this subject is long overdue and should be welcomed with open arms by GWR modellers.

Bachmann had fewer new products than usual on

show, but there were factory-painted samples of the GWR '64XX' and LBSCR E4 0-6-2T, a first look at the OO Southern CCT van and the factory-finished Graham Farish A2 for N gauge modellers.

It's all exciting stuff, but talking to **BRM** readers at the NEC, I sensed an element of 'announcement fatigue' setting in, and a real desire to see these models starting to come through. Hopefully 2015 will be the year when we can start to concentrate on running our brand new models instead of speculating about them.

As this is our last issue of the year, I'd like to take the opportunity to thank all our readers, advertisers and contributors for your support in 2014, and wish you all a happy and peaceful Christmas on behalf of everyone at **BRM**.

*Ben*

# BRM

**British Railway Modelling** is published by Warners Group Publications plc  
Subscriptions and Back Issues Enquiries Telephone: **01778 392002**

## EDITORIAL

### MANAGING EDITOR

Ben Jones

E benj@warnersgroup.co.uk

### FEATURES EDITOR

Howard Smith 01778 392059

E howards@warnersgroup.co.uk

### FEATURES WRITER

Phil Parker

E phil@pagenumberone.co.uk

### RMWEB EDITOR & BRM

PHOTOGRAPHER

Andy York

E info@rmweb.co.uk

### TRACKPLAN ILLUSTRATOR

Ian Wilson at Pacific Studio

E ian@pacificstudio.co.uk

## ASSOCIATE PUBLISHER

Steve Cole

E stevec@warnersgroup.co.uk

## PUBLISHER

John Greenwood

E johng@warnersgroup.co.uk

## ADVERTISING

### GROUP ADVERTISING MANAGER

Bev Machin 01778 392055

E bevm@warnersgroup.co.uk

### MULTI-MEDIA SALES

Scott Johnson 01778 395002

E scottj@warnersgroup.co.uk

## SUBS & BACK ISSUES

01778 392002

## DESIGN & PRODUCTION

### HEAD DESIGNER

Lisa Watson-Bailey

E lisawb@warnersgroup.co.uk

### SENIOR DESIGNER

Andy Fletcher

E andrewf@warnersgroup.co.uk

### ADVERTISING DESIGNERS

Sarah Machin

E sarahm2@warnersgroup.co.uk

Amie Carter

E amiec@warnersgroup.co.uk

James Teather

E james@warnersgroup.co.uk

## PRODUCTION

Pat Price 01778 391115

E patp@warnersgroup.co.uk

## DISTRIBUTION

### TRADE ACCOUNT SALES

Natalie Cole 01778 392404

Vicky Courton 01778 391150

E tradeaccountorders@warnersgroup.co.uk

### UK/OVERSEAS NEWSTRADE SALES

Keiron Jefferies 01778 395043

E keironj@warnersgroup.co.uk

### NEWSTRADE DISTRIBUTION

Tom Brown 01778 391135

ISSN 0968-0764

## PRINTING

Warners (Midlands) plc, The Maltings,  
West Street, Bourne, Lincolnshire PE10 9PH



Ideas for future contributions should be sent in outline form to the Editor for consideration. Please clearly mark all material with your name and address, and include sufficient postage if you require material to be returned. Views expressed by contributors are not necessarily those of the Editor or Publisher. From time to time Warners lend reputable companies the names and addresses of readers who have responded to offers, services and competitions organised by BRM. If you do not wish to receive such mailings, please write to Warners Group Distribution, Dept WD, Manor Lane, Bourne, Lincolnshire PE10 9PH or call 01778 391153.





A74310

5ml 6pc Syringe Set. Ideal for applying oils & adhesives accurately

£2.95



A74311

10ml 4pc Syringe Set. Ideal for applying PVA wood glue or oils and greases accurately

£2.95



AB602

£109.95

Complete Airbrush and Compressor Deal



26211

£27.95

Expo Turntable Motorising Set



71250

£11.95

Rotating Self Healing Cutting Mat (300mm x 300mm)



75090

£8.95

Expo Modellers Hand Drill with 3 Jaw Chuck



AB500

£87.95

Expo Portable Spray Booth



25170

£14.95

N Gauge Fibre Optic Scale Gas Lamp.



25182

£14.95

HO/OO Gauge Fibre Optic Scale Yard Lamp.



25191

£18.95

O Gauge Fibre Optic Scale Gas Lamp.



75570

£16.95

Xuron Track Cutter



44010

£2.60

Milliput Standard, Yellow-Grey



46025

£7.89

Track Magic (50ml)



46026

£4.99

Perfect Plastic Putty (40ml)



46060

£5.50

Roket Card Glue (50ml)



70240

£9.95

Modelmakers Flexible File Set



70241

£3.95

Modelmakers Four Sided Sanding Block



44500

£4.95

Paint Remover. Safely removes most paints from most plastics!



75040

£9.95

Professional Archimedes Drill Set



75589

£24.95

Xuron Professional Photo-Etch Scissors



12820

£9.95

Professional Micro Chuck Set



75070

£9.95

Precision Pin Vice with 3 Jaw Chuck



26241

£5.95


Worm Gear and Pinion Puller



74360

£9.95


Hot Wire Polystyrene Cutter



73960

£59.95

Table Top Round Magnifying Lamp



79521

£25.00

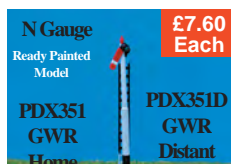
Multi Position Vice with 3 inch Jaws



74334

£16.95

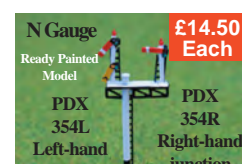
AA Battery Operated Mini Glue Gun



N Gauge Ready Painted Model

£7.60 Each

PDX351 GWR Home Signal



N Gauge Ready Painted Model

£14.50 Each

PDX351D GWR Distant Signal



PDX50

£7.60

N Gauge Mums & Prams



PDX61

New!

£6.75

Ready Painted Models  
N Gauge Bus Stop and Covered Shelter



PDX63

£5.50

Ready Painted Model  
N Gauge 15ft Car Trailer



PDX76

£6.25

Ready Painted Model  
N Gauge 1950's Motorbike, Sidecar & Rider



PDZ30

£5.95

Ready Painted Model  
OO Gauge Farmer with Pitchfork and Barrow



PDZ31

£6.75

Ready Painted Model  
OO Gauge Gardening Set



PDZ35

£8.00

Ready Painted Model  
OO Gauge 1950's Petrol Pump x 2



PDZ36

New!

£8.00

Ready Painted Model  
OO Gauge 1950's Petrol Pumps BP Style x 2



PDZ37

£7.50

Ready Painted Model  
OO Gauge Belshas Bus Stop & Postbox



PDZ38

£7.50

Ready Painted Model  
OO Gauge Man with Pneumatic Drill & Compressor



PDZ104

£11.95

Ready Painted Model  
OO Gauge 1950's AA Motorcycle Patrol



PDZ19

£8.00

Ready Painted Model  
OO Gauge Painted Loco Crew



97673

£9.99

Making Scale Models Book

### The latest arrivals from Ancorton Models!



95431

£15.00


Ancorton Ready Made N Gauge 3D Printed Industrial Narrow Boat with Tarpaulin (RTP)



95432

£20.00

Ancorton Ready Made N Gauge 3D Printed Leisure Narrow Boat (RTP)



95867

£14.00

Ancorton OO Gauge Small Cottage with Two Dormer Windows Kit



95793

£19.75

Ancorton OO Gauge Country House with Porch and Outbuilding Kit



95866

£19.00

Ancorton OO Gauge Cottage with Dormer Window Kit



95818

£12.99

Ancorton OO Gauge Water Tank Kit



95657

£8.49

Ancorton N Gauge Small Rural Barn Kit



95625

£15.00

Ancorton 4 Arch Causeway Bridge Kit, or Top Section of Viaduct Kit



95626





































£19.00

Ancorton N Gauge 4 Arch Viaduct Pillars Kit



The 95625 and 95626 kits can be used to make a Complete Viaduct (left)



 <b>11508</b> £6.00 <b>8pc HSS Drill Set</b> (Sizes 0.5 - 2.00mm)	 <b>11516</b> £9.00 <b>16pc HSS Twist Drill Set</b>	 <b>71530</b> £4.95 <b>Bending &amp; Shaping Tool</b>	 <b>73012</b> £5.00 <b>Watchmakers Hammer</b>	 <b>72506</b> £12.00 <b>Miniature 10pc Diamond Needle File Set in wallet</b>	 <b>72512</b> £7.00 <b>5pc Diamond Needle File Set with soft grip handles</b>
 <b>78215</b> £5.95 <b>2 Inch Stainless Steel Square</b>	 <b>75110</b> £7.95 <b>EXPO High Quality Pin Pusher 2mm</b>	 <b>75120</b> £7.95 <b>EXPO High Quality Pin Pusher 3mm</b>	 <b>77720</b> £24.00 <b>Antex Model CS 18 watt Soldering Iron</b>	 <b>77610</b> £30.00 <b>Weller 40 watt Soldering Iron</b>	 <b>77740</b> £24.00 <b>Antex Model XS 25 watt Soldering Iron</b>
 <b>70515</b> £7.95 <b>3pc Set of 4mm Scratch Brushes</b>	 <b>79031</b> £9.95 <b>Expo 8pc High Quality Tweezer Set in Wallet</b>	 <b>46009</b> £7.50 <b>Deluxe Materials View Glue - Back Scene Adhesive</b>	 <b>46025</b> £7.89 <b>Deluxe Materials Track Magic</b>	 <b>46096</b> £6.25 <b>Deluxe Materials Scenic Spray Glue (100ml)</b>	 <b>46009</b> £7.50 <b>View Glue (225ml) Back Scene Adhesive</b>
 <b>A25035</b> £6.50 <b>10 x Clear Grain of Rice Bulbs</b>	 <b>70372</b> £15.00 <b>6pc Cutting Broach set in wallet Covers sizes: 1.2 - 3.2mm</b>	 <b>A23040</b> £6.75 <b>Plug Together 12 Way Connector Block Set</b>	 <b>A28015</b> £7.25 <b>Pack of 5 SPDT Miniature Biased Switches</b>	 <b>A28035</b> £4.00 <b>Pack of 5 High Quality Push to Make (red)</b>	 <b>A28010</b> £5.75 <b>Pack of 5 SPST Miniature Switches</b>
 <b>74325</b> £7.95 <b>Professional Precision Oiler</b>	 <b>73860</b> £5.00 <b>Helping Hands with Glass Magnifier</b>	 <b>A23000</b> £3.95 <b>Pack of 10 Micro Spade Connectors with Heat Shrink</b>	 <b>59506</b> £2.95 <b>Pack of 6 Coloured Bushes - N Gauge</b>	 <b>59500</b> £18.99 <b>Pack of 12 Natural Trees - OO Gauge</b>	 <b>74300</b> £5.00 <b>Precision Oiler</b>
 <b>74104</b> £4.50 <b>OO Gauge Scale Rule 4mm = 1 foot</b> <small>N/HO &amp; O Gauge also available</small>	 <b>73520</b> £9.95 <b>4pc Modelmakers Tool Kit in Wallet</b>	 <b>59504</b> £6.50 <b>2 Sheets of Tree Foliage</b>	 <b>71203</b> £10.00 <b>Cutting Mat A3 Size (450 x 300mm)</b>	 <b>71204</b> £5.00 <b>Cutting Mat A4 Size (300 x 220mm)</b>	 <b>73541</b> £3.00 <b>No. 2 Knife Handle</b>

## Brass Nuts & Bolts

### A RANGE OF BRASS NUTS & BOLTS IN BA SIZES: (All Bolts 1/2" Long)

The following Packs Contain 8 Nuts & 8 Bolts:

CODE: 31010	6BA Cheesehead	£3.00
CODE: 31011	6BA Countersunk	£3.00
CODE: 31020	8BA Cheesehead	£3.50
CODE: 31021	8BA Countersunk	£3.50
CODE: 31030	10BA Cheesehead	£4.25
CODE: 31031	10BA Countersunk	£4.25
CODE: 31040	12BA Cheesehead	£4.50
CODE: 31041	12BA Countersunk	£4.50
CODE: 31050	14BA Cheesehead	£5.00
CODE: 31051	14BA Countersunk	£5.00



## Expo 2015 Catalogue



The new Expo 2015 Catalogue will be available early January 2015. To order your free copy please visit [www.expotools.com](http://www.expotools.com) (please note if you have ordered from us in the past 12 months your copy will be automatically sent to you).

We ask that you support your local model shop by buying from them. You can see a list of our principal stockists on our website. In case of difficulty obtaining items you can order direct on our website. **www.expotools.com** **TRADE ENQUIRIES WELCOMED.**

Expo Drills & Tools, Unit 6, The Salterns, TENBY SA70 7NJ. Tel: 01834 845150 (Mon to Fri 9am-5pm)



# GAUGEMASTER.com

## The Online Home of The Engine Shed

DCC CONTROL	ANALOGUE CONTROL	POINT CONTROL	TRACK	SCENICS	SCENICS
<b>DIGITAL CONTROL SYSTEMS</b>  DCC01 Prodigy Express System £149.95	 GMC-DO Twin Track O Scale £159.95 GMC-DF Twin Track Feedback £99.95	 <b>POINT CONTROL STARTER SET</b> GMC-PCSET Point Control Starter Set £49.95 Contains Mains Powered CDU, 3 x Point Motors, 3 x Reels of 10m Wire & 3 x Toggle Switches <b>MAINS POWERED POINT CONTROL SYSTEM</b> GMC-PCU1 Point Control Unit £114.95 GMC-PCU2 Slave Unit for PCU1 £52.95	<b>OO SCALE FLEXIBLE TRACK</b>  GM60 600mm Flexible Track (24) £59.95 GM90 900mm N/Silver Flexible Track (100) £299 GM91 900mm Steel Flexible Steel (100) £175 GM93 900mm N/Silver Blk Flexi Track (24) £79.95 GM94 900mm N/Silver Brn Flexi Track (24) £79.95 GM95 900mm Steel Flexible Track (24) £47.95 GM97 900mm N/Silver Brn Flexi Track (100) £299 GM19 Code 100 (OO) Rail Joiners (24) £2.45	<b>STARTER PACK</b>  GM194 Scenic Starter Pack £26.95	 GM164 Light Green Lichen (80g) £4.75 GM165 Dark Green Lichen (80g) £4.75 GM166 Assorted Lichen (80g) £4.75 <b>FOLIAGE</b> GM150 Fine Light Green Foliage (30g) £3.05 GM151 Fine Dark Green Foliage (30g) £3.05 GM152 Fine Mid Green Foliage (30g) £3.05 GM153 Fine Light Brown Foliage (30g) £3.05 GM154 Fine Brown Foliage (30g) £3.05 <b>STANDARD TREES</b> GM180 Plum Trees (3) £6.95 GM181 Plum Trees in Blossom (3) £6.95 GM182 Fruit Trees (3) £6.95 GM183 Apple Trees (3) £6.95 GM184 Birch Trees (3) £6.95
 DCC02 Prodigy Advance2 System £279.95	 GMC-Q Four Track £169.95 GMC-OZ Four Track Z Scale £179.95	 <b>CAPACITOR DISCHARGE UNITS</b> GMC-CDU Capacitor Discharge Unit £13.95 GMC-MCDU Mains Powered CDU £24.95	<b>OO SCALE TRACK ACCESSORIES</b> GM45 OO/HO Re-Railer £5.35 GM54 OO Buffer Stop £1.75 BPGM54 OO Buffer Stop (5 Pack) £8.25	 GM100 Mod Roc (2.75m) £4.45 GM119 Fine Plaster of Paris (1kg) £5.75	 GM185 Weeping Willow Trees (3) £6.95 GM186 Poplar Trees (3) £6.95 GM187 Pine Trees (3) £8.50 GM188 Beech Trees (2) £7.50
 DCC03 Prodigy Advance2 Wireless System £479.95	 <b>PANEL MOUNT CONTROLLERS</b> GMC-100 Single Track £34.95 GMC-100 Q Single Track O Scale £44.95 GMC-100LGB Single Track G Scale £54.95 GMC-U Single Track Simulation £42.95 GMC-UF Single Track Feedback £37.95 GMC-UO Single Track Simulation O Scale £57.95 GMC-UD Twin Track £52.95 GMC-UJF Twin Track Feedback £57.95 GMC-UDS Twin Track Simulation £67.95 GMC-UTS Three Track Controller Sim. £79.95 GMC-UQ Four Track £84.95	 <b>POINT MOTORS</b> GMC-PM1 Motor with Built-In Switch £5.25 GMC-PM2 Motor No Switch £4.95 GMC-PM4 Motor Latching Mechanism £6.25	 <b>N SCALE FLEXIBLE TRACK</b> GM92 730mm N/Silver Flexible Track (100) £199 GM96 730mm N/Silver Flexible Track (24) £54.95 GM18 Code 80 (N) Rail Joiners (24) £2.35	 <b>GRASS &amp; GRAVEL MATS</b> GM20 Spring Grass Mat 100cm x 75cm £7.95 GM21 Summer Grass Mat 100cm x 75cm £7.95	 GM129 Summer Tree Assortment (10) £9.95
<b>DECODERS</b> DCC22 CLASSIC 2 Function Micro £24.95 DCC23 CLASSIC 6 Pin Plug-in Decoder £24.95 DCC27 OMNI 21 & 8 Pin Decoder £18.95 DCC28 OMNI 6 Pin Decoder with Harness TBA DCC29 OMNI Direct Plug Decoder TBA BPDC27 OMNI 21 & 8 Pin Decoder (5) £89.95 BPDC28 OMNI 6 Pin with Harness (5) TBA BPDC29 OMNI Direct Plug Decoder (5) TBA DCC30 Accessory Decoder 4 Accessories £59.95 DCC31 Accessory Decoder Kato Unit/Track £15.95	<b>HANDHELD CONTROLLERS</b> GMC-W Single Track £37.95 GMC-HH Single Track Feedback £39.95 GMC-WS Single Track Simulation £59.95	<b>UNCOUPLERS</b>  GMC-EM1 N Electro Magnetic Uncoupler £8.95 GMC-EM2 Coupling Adaptor Fret (20) £4.95 GMC-TLU OO Tension Lock Uncoupler £10.95	<b>N SCALE TRACK ACCESSORIES</b> GM46 N Re-Railer £2.95 GM53 N Scale Buffer Stop TBA BPGM53 N Scale Buffer Stop (Pack of 5) TBA	 <b>MEADOW MATS</b> GM140 Meadow Mat - Spring 6mm Grass £8.75	 GM125 Spruce Trees (25) £19.95
<b>DCC ACCESSORIES</b> DCC11 Prodigy Extension Plate £36.95 DCC13 Prodigy Adv2 Wireless Walkaround £174.95 DCC14 Prodigy Adv2 Backlit Walkaround £125.95 DCC40 Auto Reverse Module £39.95 DCC49 Prodigy DCC Booster Unit 8 Amp £169.95 DCC51 Prodigy Wireless Conversion Set £259.95 DCC55 Prodigy Wired Computer Interface £52.95 DCC60 Spare plug for Prodigy £3.25 DCC61 Medium NEM 652 Socket (5) £7.95 DCC62 Prodigy Universal Lead (2m) £4.95 DCC63 Prodigy Adv Power Supply Unit £24.95 DCC71 Prodigy Decoder Tester £9.95 DCC72 8 to 21 Pin Adaptor £4.50 DCC73 25mm JST 9 Pin Short Harness (2) £4.25	<b>MAINS POWERED TRANSFORMERS</b>  GMC-M1 Output 2 x 16v AC £47.95 GMC-M1DC Output 2 x12v DC £52.95 GMC-M2 Output 1 x 18v AC (2.5a) £52.95 GMC-M3 Output 1 x 24v AC (1.25a) £52.95 GMC-M4 Output 2 x12v AC (1.25a) £52.95 GMC-M5 Output 1 x 12v AC (5a) £84.95 GMC-M6 Output 1 x 24v AC (2.5a) £84.95 GMC-M12S Output 1 x 22v DC (5a) £99.95	<b>TRACK</b>  <b>ELECTRONIC HIGH FREQUENCY TRACK CLEANERS FOR DC (ANALOGUE) USE ONLY.</b> GMC-HF1 Single Track Unit £38.95 GMC-HF2 Double Track Unit £48.95	 <b>OO GREY BALLASTED UNDERLAY SYSTEM</b> GM114 OO/HO Granite Ballast (500g) £3.45	 <b>STATIC GRASS SYSTEM</b> GM196 Static Grass Starter Set £9.95 GM193 Puffer Bottle £4.65 GM169 Static Grass Glue (250ml) £6.95 GM170 Spring Grass Flock (30g) £3.05 GM171 Summer Grass Flock (30g) £3.05 GM172 Moorland Grass Flock (30g) £3.05 GM173 Meadow Grass Flock (30g) £3.25 GM174 Woodland Floor Grass Flock (30g) £3.25	 GM175 OO/HO Garden Flowers £9.25 GM176 OO/HO Water Plants £9.25 GM177 OO/HO Garden Plants £9.25 GM178 OO/HO Wild Flowers £9.25
<b>ANALOGUE CONTROL</b>  GMC-COMBI Single Track Controller £39.95 GMC-100M Single Track £84.95 GMC-100MZ Single Track Z Scale £104.95 GMC-100MO Single Track O Scale £84.95 GMC-10LGB Single Track G Scale £99.95 GMC-10LGBSF Single Track G Scale Fan £164.95 GMC-P Single Track Simulation £99.95 GMC-PO Single Track Simulation O Scale £99.95	<b>WALL MOUNTED TRANSFORMERS</b> GMC-WM1 Output 1 x 16v AC or 12v DC £18.95 GMC-WM2 Output 1 x 9v DC (0.6a) £18.95	<b>AXLE-HUNG TRACK CLEANING PADS</b>  GMC37 OO/HO Track Cleaning Pads (3) £5.50 GMC39 N Track Cleaning Pads (3) £5.50	 <b>OO BROWN BALLASTED UNDERLAY SYSTEM</b> GM111 OO/HO Brown Ballast (500g) £3.45 GM210 Flexible Ballasted Underlay (5m) £22.95 GM214 Point & Crossing Ballasting Kit £7.95	 <b>GRASS TUFTS</b> GM136 Spring Grass Tufts £10.95 GM137 Summer Grass Tufts £10.95 GM138 Flowering Grass Tufts £11.95	 GM199 Double Tunnel Mouth & Walls £19.95
 GMC-D Twin Track £94.95 GMC-DZ Twin Track Z Scale £109.95	<b>OPEN TRANSFORMERS</b>  GMC-T1 Output 2 x 16v AC (1a) £20.95 GMC-T1DC Output 2 x 12v DC (1a) £25.95 GMC-T2 Output 1 x 18v AC (2.5a) £20.95 GMC-T3 Output 1 x 24v AC (1.25a) £20.95 GMC-T4 Output 2 x 12v AC (1a) £20.95 GMC-T5 Output 1 x 12v AC (5a) £29.95 GMC-T6 Output 1 x 24v AC (2.5a) £27.95 GMTFK1 Fitting Kit for T1/T3/T4 £13.95 GMTFK2 Fitting Kit for T2 £13.95	<b>TRACK TESTER</b>  GMC52 Multi Scale Track Tester £4.95	 <b>N GREY BALLASTED UNDERLAY SYSTEM</b> GM115 N Granite Ballast (500g) £3.45 GM118 N Granite Ballast (200g) £2.25 GM201 N Flexible Ballasted Underlay (5m) £22.95 GM205 N Point & Crossing Ballasting Kit £7.95	 <b>LICHENS &amp; HEDGES</b> GM160 Light Green Hedgerow (1m) £6.75 GM161 Dark Green Hedgerow (1m) £6.75	 GM755 Small Cloudy Sky Backscene £4.95 GM756 Small Industrial Backscene £4.95 GM757 Small Housebacks Backscene £4.95 GM758 Small Pretty UK Town Backscene £4.95

THOUSANDS OF ITEMS ARE IN STOCK NOW. E & OE.  
WE CAN DELIVER POST FREE TO MOST UK ADDRESSES





## HIGHWAYS



## OO SCALE WIDE ROAD SYSTEM

GM370 80mm Wide Tarmac Road (1m) £6.95  
GM371 80mm Wide Universal Curves (2) £6.95

## OO SCALE NARROW ROAD SYSTEM

GM375 68mm Wide Tarmac Road (1m) £6.95  
GM376 68mm Wide Universal Curves (2) £6.95

## N SCALE ROAD SYSTEM

GM390 40mm Wide Tarmac Road (1m) £6.95  
GM391 40mm Wide Universal Curves (2) £6.95



## OO SCALE VEHICLE LIGHTING KITS

GM385 Vehicle Lighting Kit £9.95  
GM386 Emergency Vehicle Kit (Blue) £12.95  
GM387 Orange Vehicle Kit (Orange) £12.95



## TINY SIGNS

## OO SCALE REPLICA SIGNS

TSO09E BR (Eastern) Station Signs £1.95  
TSO09LM BR (Midland) Station Signs £1.95  
TSO09NE BR (N Eastern) Station Signs £1.95  
TSO09S BR (Southern) Station Signs £1.95  
TSO09SCOT BR (Scottish) Station Signs £1.95  
TSO09W BR (Western) Station Signs £1.95  
TSO021 Street Names £1.95  
TSO022 BR Modern Image Station Signs £1.95  
TSO023 Cornish Riviera Boards 1 £1.95  
TSO024 Cornish Riviera Boards 2 £1.95  
TSO025 Early Station Signs £1.95  
TSO026 GWR Poster Boards £1.95  
TSO028 LNER Poster Boards £1.95  
TSO029 Southern Poster Boards £1.95  
TSO030 BR Poster Boards £1.95  
TSO040 SR (Target) Sevenoaks/Oxford £1.95  
TSO041 BR (Midland) Preston/Rugeley £1.95  
TSO042 BR (Western) Turton/Aunt £1.95  
TSO043 BR (Eastern) Hitchin/Grantham £1.95  
TSO044 BR (NE) Durham/Morpeth £1.95  
TSO045 BR (Scottish) Falkirk/Cranichair £1.95  
TSO046 BR (Southern) Woking/Armist £1.95  
TSO059 Carriage Prints £1.95  
TSO060 Modern Image Road Signs £1.95  
TSO067 Pub Signs £1.95  
TSO070 Old Time Road Signs £1.95  
TSO072 Pre-Grouping Travel Posters £1.95  
TSO073 GWR Travel Posters £1.95  
TSO074 LMS Travel Posters £1.95  
TSO075 LNER Travel Posters £1.95  
TSO076 Southern Travel Posters £1.95  
TSO077 BR Travel Posters £1.95  
TSO078 BR Modern Image Travel Posters £1.95  
TSO079 Trackside Notices £1.95  
TSO081 Enamel Advert Signs 1 £1.95  
TSO082 Enamel Advert Signs 2 £1.95  
TSO083 Enamel Advert Signs 3 £1.95  
TSO084 Enamel Advert Signs 4 £1.95

TSO0131 French Travel Posters £1.95  
TSO0132 French Travel Posters £1.95  
TSO0133 German Travel Posters £1.95  
TSO0134 German Travel Posters £1.95  
TSO0137 London Transport Posters £1.95  
TSO0138 London Transport Posters £1.95  
TSO0139 London Transport Posters £1.95

## N SCALE REPLICA SIGNS

TSN9E BR (Eastern) Station Signs £1.95  
TSN9LM BR (Midland) Station Signs £1.95  
TSN9NE BR (N Eastern) Station Signs £1.95  
TSN9S BR (Southern) Station Signs £1.95  
TSN9SCOT BR (Scottish) Station Signs £1.95  
TSN9W BR (Western) Station Signs £1.95  
TSN21 Street Names £1.95  
TSN22 BR Modern Image Station Signs £1.95  
TSN23 Cornish Riviera Boards 1 £1.95  
TSN24 Cornish Riviera Boards 2 £1.95  
TSN25 Early Station Signs £1.95  
TSN67 Pub Signs £1.95  
TSN71 Road Signs £1.95  
TSN79 Trackside Notices £1.95  
TSN81 Enamel Advert Signs 1 £1.95  
TSN82 Enamel Advert Signs 2 £1.95  
TSN83 Enamel Advert Signs 3 £1.95  
TSN84 Enamel Advert Signs 4 £1.95  
TSN91 GWR Travel Posters £1.95  
TSN92 LMS Travel Posters £1.95  
TSN93 LNER Travel Posters £1.95  
TSN94 SR Travel Posters £1.95  
TSN95 BR Travel Posters £1.95  
TSN96 Modern Travel Posters £1.95

## O SCALE REPLICA SIGNS

TSO5 Trackside Notices LNER £2.50  
TSO6 Trackside Notices Midland £2.50  
TSO7 Trackside Notices SR Area £2.50  
TSO8 Trackside Notices GWR £2.50  
TSO9E BR (Eastern) Station Signs £2.95  
TSO9LM BR (Midland) Station Signs £2.95  
TSO9NE BR (N Eastern) Station Signs £2.95  
TSO9W BR (Western) Station Signs £2.95  
TSO25 Early Station Signs £2.50  
TSO59 Carriage Prints £2.50  
TSO96 Enamel Advert Signs £2.50  
TSO97 Enamel Advert Signs £2.50  
TSO98 Enamel Advert Signs £2.50  
TSO99 Enamel Advert Signs £2.50  
TSO103 GWR Travel Posters Small £2.50  
TSO105 LNER Travel Posters Small £2.50  
TSO112 BR Travel Posters Large £2.50



## KESTREL DESIGNS

## N GAUGE PLASTIC KITS

GMKD01 House £4.25  
GMKD02 Shop £4.25  
GMKD03 Bungalow £3.35  
GMKD04 Church with Porch £5.65  
GMKD05 House/Shop Unit with Glazing £4.45  
GMKD06 Two Shop Unit with Glazing £6.45  
GMKD07 Four House Unit £6.45  
GMKD08 Country Station £8.45  
GMKD09 Station Buildings £5.15  
GMKD10 Island Platform with Flat Canopy £7.95  
GMKD11 Flat Canopy £5.65  
GMKD12 Small Signal Box £6.15  
GMKD13B Farm Rail Fencing Brown £2.85  
GMKD13W Farm Rail Fencing White £2.85  
GMKD14 Telegraph Poles £2.85  
GMKD15 Windows Doors & Guttering £4.05  
GMKD16 Plantings (2) £2.55  
GMKD17 Platform Ramps (2) £2.25  
GMKD18 Station Yard Huts £3.05  
GMKD19 Weighbridge & Office £4.25  
GMKD20 Coal Office £3.05  
GMKD21 Level Crossing/Keepers Cottage £5.85  
GMKD22 Four Greenhouses £2.65  
GMKD23 Two Domestic Garages £2.85  
GMKD24 Water Tower £3.55  
GMKD26 Corner Post £4.35  
GMKD27 Three Storey Townhouse £5.65  
GMKD28 Three Storey Town Shop £5.65

GMKD29 Modern Station £1.95  
GMKD30 Modern Station Waiting Room £1.95  
GMKD31 Station Masters House £1.95  
GMKD32 Pair Pre War Semi Det. Houses £1.95  
GMKD33 Boilerhouse & Chimney £1.95  
GMKD34 Stable Block £1.95  
GMKD35 Cow Shed £1.95  
GMKD36 Barn £1.95  
GMKD37 Farm House £1.95  
GMKD38 Steel Footbridge £1.95  
GMKD39 Modern Industrial Unit £1.95  
GMKD40 Modern Fire Station £1.95  
GMKD41 Platforms Wide (2) £1.95  
GMKD42 Platform Ramps Wide (2) £1.95  
GMKD43 Goods Shed £1.95  
GMKD1000 Town Station £1.95  
GMKD1001 Old Factory with Chimney £20.25

## N GAUGE VALUE KIT SETS

GMKD2000 Station Set £15.25  
GMKD2001 Town Set £13.25  
GMKD2002 Suburban Set £15.25  
GMKD2003 Farm Set £17.25



## TOOLS

## MODEL RAILWAY MAINTENANCE



GM50 OO/HO Locomotive Wheel Cleaner £34.95  
GM47 N Gauge Wheel Cleaner £34.95  
GM51 Spare Pads for GM50 £17.95  
GM49 Spare Pads for GM47 £17.95



GM619 Precision Lubricator £4.75  
GM667 Superfine Oil Pen w/Teflon Particles £5.75  
GM668 Electrical Contact Oil Pen £9.75

## GENERAL MODELLING TOOLS

GM08 Modelstrip (115ml) £6.95  
GM26 Track Rubber £2.95  
GM27 Jumbo Track Rubber £5.50  
GM600 A2 Cutting Mat £14.95  
GM601 A3 Cutting Mat £9.95  
GM602 A4 Cutting Mat £4.95  
GM603 A5 Cutting Mat £2.95  
GM604 Round Nose Pliers £6.75  
GM605 Flat Nose Pliers £6.75  
GM606 Side Cutters £6.75  
GM607 Half Round Pliers £6.75  
GM608 Bent Nose Pliers £6.75  
GM609 S/Steel Tweezers (4) £7.95  
GM610 Double Ended Pin Vice £5.75  
GM611 Sawset 1 w/ Scalpel Handle £9.75  
GM613 Trim-away Knife £2.60  
GM614 S/S Scalpel & Blades £4.95  
GM615 Plastic Scalpel & Blades £5.50  
GM616 Cutting Knife & 5 Blades £5.95  
GM617 Pick-Up Tool £5.95  
GM618 Magnifier Tweezers £3.95  
GM621 Locking forceps Curved £6.75  
GM624 Swivel Top Pin Vice £6.50  
GM625 Curved Tweezer R/Action £3.95  
GM626 Straight Tweezer R/Action £3.95  
GM627 Blunt End Tweezer R/Action £3.95  
GM629 Cutting Discs (10) £4.75  
GM630 Screw Top Mandrels (3) £4.25  
GM631 Slicing Discs (10) & Mandrel £5.25  
GM632 Budget Needle File Set £6.75  
GM633 Glass Fibre Pencil 4mm £2.85  
GM634 4mm G/Fibre Refills (10) £3.55  
GM635 2mm Glass Fibre Pencil £4.35  
GM636 2mm G/Fibre Refills (5) £4.35  
GM638 Cutting Brushes 0.6-2.0 £5.65  
GM640 Archimedian Drill Stock £5.65

GM641 HSS Jbbers Drills 0.5 (5) £7.75  
GM642 HSS Jbbers Drills 0.8 (5) £5.35  
GM643 HSS Jbbers Drills 1.0 (5) £6.15  
GM644 HSS Jbbers Drills 1.2 (5) £6.95  
GM645 HSS Jbbers Drills 1.5 (5) £6.15  
GM646 HSS Jbbers Drills 1.8 (5) £3.65  
GM647 HSS Jbbers Drills 2.0 (5) £3.35  
GM648 Microbox Drills 0.3-1.6 £5.65  
GM649 Microbox HSS Twist Drill Bits 61-80 £7.15  
GM650 HSS Jbbers Drills 0.3 (5) £7.15  
GM651 HSS Jbbers Drills 0.4 (5) £5.65  
GM652 HSS Jbbers Drills 0.6 (5) £6.95  
GM653 HSS Jbbers Drills 0.7 (5) £3.05  
GM654 HSS Jbbers Drills 0.9 (5) £2.75  
GM655 Spare Blades for GM614 £2.50  
GM656 Spare Blades for GM616 £2.50  
GM660 Pick n Place Twin Pack £7.75  
GM664 Economy Sprue/Plastic Cutter £4.50  
GM666 Clip On Magnifying Eye Glass £6.50  
GM669 Pin Pusher with Depth Stop £9.95  
GM670 Deluxe Paintbrush Set £9.95  
GM693 Value Model Railway Drill £15.25  
GM695 Model Railway Screwdriver Set £4.95  
GM696 Masking Tape 6mm x 18m (2) £1.95  
GM697 Masking Tape 10mm x 18m (2) £2.75  
GM698 Masking Tape 18mm x 18m (1) £2.50

## RAZOR SAWS

GM672 Razor Saw Superline £10.95  
GM673 3 in 1 Saw Set £13.95  
GM674 Razor Saw Fine £10.95  
GM675 Razor Saw Medium £10.95  
GM676 Aluminum Mire Box £14.95  
GM677 Fine Woodcraft Saw £10.95  
GM678 Flush Cutting Saw £14.95  
GM679 Universal Razor Saw £11.95

## SOLDERING IRONS &amp; BITS

GM680 15W 230V Soldering Iron £14.95  
GM681 25W 230V Soldering Iron £16.95  
GM682 40W 230V Soldering Iron £18.95  
GM685 15W No 6 Tip £3.50  
GM686 15W No 8 Tip £3.50  
GM687 25W No 6 Tip £3.75  
GM688 25W No 7 Tip £3.75  
GM689 25W No 8 Tip £3.75  
GM690 40W No 6 Tip £3.75  
GM691 40W No 7 Tip £3.75  
GM692 40W No 8 Tip £3.75

## SOLDERING ACCESSORIES

GM01 Low Melt Solder 70 degrees (20g) £3.95  
GM02 Solder 180 degrees (20g) £3.75  
GM03 White Metal Flux £5.50  
GM04 Brass Flux £5.50  
GM05 Non Acid Safety Flux £5.95  
GM06 Solder Wire 145 Degrees £4.65



## ELECTRICS

## SWITCHES

GM501 Slide Switch DPDT £1.65  
GM502 Slide Switch DPDT (C/Off) £1.65  
GM503 Toggle Switch SPST £2.30  
GM504 Toggle Switch DPDT £2.60  
GM505 Mini-Toggle DPDT (C/Off) £3.10  
GM506 Mini-Toggle DPDT £2.70  
GM507 Mini-Toggle SPST £2.40  
GM509 Mini-Toggle SPDT (C/Off) £2.60  
GM510 Mini-Toggle for Point Motors £2.65  
GM511 Mini-Toggle for G Point Motors £3.60  
GM512 Push to Break Black (5) £5.95  
GM513 Push to Make Black (5) £2.75  
GM514 Push to Make Blue (5) £2.75  
GM515 Push to Make Green (5) £2.75  
GM516 Push to Make Red (5) £2.75  
GM517 Push to Make White (5) £2.75  
GM518 Push to Make Yellow (5) £2.75  
GM519 Rotary Switch 1 Pole 12 Way £7.50  
GM520 Rotary Switch 2 Pole 4 Way £3.70  
GM521 Rotary Switch 3 Pole 4 Way £3.70  
GM522 Rotary Switch 4 Pole 3 Way £3.70  
BPGM501 Slide Switch DPDT (25) £13.50  
BPGM502 Slide Switch DPDT (C/Off) (25) £13.50

BPGM503 Toggle Switch SPST (25) £35.95  
BPGM504 Toggle Switch DPDT (25) £39.95  
BPGM505 Mini-Toggle DPDT (C/Off) (25) £45.95  
BPGM506 Mini-Toggle DPDT (25) £41.95  
BPGM507 Mini-Toggle SPST (25) £35.95  
BPGM508 Mini-Toggle SPDT (25) £35.95  
BPGM509 Mini-Toggle SPDT (C/Off) (25) £38.95  
BPGM510 Mini-Toggle for Point Motors (25) £44.95  
BPGM513 Push to Make Black (25) £9.50  
BPGM514 Push to Make Blue (25) £9.50  
BPGM515 Push to Make Green (25) £9.50  
BPGM516 Push to Make Red (25) £9.50  
BPGM517 Push to Make White (25) £9.50  
BPGM518 Push to Make Yellow (25) £9.50

## WIRE

GM11BK Wire Black 7 x 0.2mm (10m) £2.15  
GM11BL Wire Blue 7 x 0.2mm (10m) £2.15  
GM11BR Wire Brown 7 x 0.2mm (10m) £2.15  
GM11GN Wire Green 7 x 0.2mm (10m) £2.15  
GM11GR Wire Grey 7 x 0.2mm (10m) £2.15  
GM11O Wire Orange 7 x 0.2mm (10m) £2.15  
GM11P Wire Pink 7 x 0.2mm (10m) £2.15  
GM11R Wire Red 7 x 0.2mm (10m) £2.15  
GM11Y Wire Yellow 7 x 0.2mm (10m) £2.15  
BPGM11BL Blue Wire 7 x 0.2mm (100m) £7.95  
BPGM11BR Brown Wire 7 x 0.2mm (100m) £7.95  
BPGM11GN Green Wire 7 x 0.2mm (100m) £7.95  
BPGM11GR Grey Wire 7 x 0.2mm (100m) £7.95  
BPGM11O Orange Wire 7 x 0.2mm (100m) £7.95  
BPGM11P Pink Wire 7 x 0.2mm (100m) £7.95  
BPGM11R Red Wire 7 x 0.2mm (100m) £7.95  
BPGM11Y Yellow Wire 7 x 0.2mm (100m) £7.95

## GENERAL ELECTRICAL ACCESSORIES

GM12 Pair Connecting Leads (Pin/Bare Wire) £4.45  
GM14 Crimped Pin Terminals (6) £2.95  
GM15 Ring Terminals (6) £2.95  
GM16 Pair Connecting Leads (Pin/Pin) £4.45  
GM28 Crocodile Clips Red/Black Pair £1.30  
GM29 Knob for Rotary Switches & Pots £2.75  
GM40 1.5a Rectifier £4.95  
GM41 Thermal Cut-Out 1 Amp £3.95  
GM42 Thermal Cut-Out 2.5 Amp £3.95  
GM75 PS6 6-Way Din Plug/Socket £1.75  
GM77 12-Way Poly Terminal Block £2.95  
GM89 Pack of 5 Amp Fuses (5) £2.55

## LIGHTING

GM61 Micro LED White (4) £5.95  
GM62 Micro LED Red (4) £5.95  
GM63 Micro LED Blue (4) £5.95  
GM64 Micro LED Orange (4) £5.95  
GM69 Grain of Wheat Bulb 12v Yellow (5) £3.95  
GM70 Grain of Wheat Bulb 12v Red (5) £3.95  
GM71 Grain of Wheat Bulb 12v Clear (5) £3.75  
GM72 Grain of Wheat Bulb 12v Green (5) £3.95  
GM73 Grain of Wheat Bulb 12v Orange (5) £3.95  
BPGM69 GOW 12v Yellow (100) £48.95  
BPGM70 GOW Bulb 12v Red (100) £48.95  
BPGM71 GOW Bulb 12v Clear (100) £38.95  
BPGM72 GOW Bulb 12v Green (100) £48.95  
BPGM73 GOW Bulb 12v Orange (100) £48.95  
GM80 LED Green 3mm 12v (5) £2.05  
GM81 LED Red 3mm 12v (5) £2.05  
GM82 LED Yellow 3mm 12v (5) £2.05  
GM83 LED Green 5mm 12v (5) £1.80  
GM84 LED Red 5mm 12v (5) £1.80  
GM85 LED Yellow 5mm 12v (5) £1.80  
GM76 Resistor 1K Ohm for LEDs (10) £1.55

## MAGNETS

GM86 Small Magnets (10) £5.50  
GM87 Medium Magnets (10) £5.75  
GM88 Large Magnets (10) £6.95  
GM98 3v Bulbs (10) & Capacitors (5) £5.75  
GM99 Pack of Reeds & 5 Magnets £13.50



**GM353**  
Catalogue  
120 full colour  
pages. A  
valuable  
resource  
**£3.95**

## RANGES STOCKED

Airfix  
Antex  
Arnold  
Atlas  
Bachmann  
Berko  
Busch  
Capital Transport  
Carrera  
Cartrix  
Classix  
Cooper Craft  
Corgi  
Cornerstone  
Dapol  
DCCConcepts  
Deluxe Materials  
DM Toys  
Dornaplas  
EFE  
Electrotren  
Faller  
Fleischman  
FlySlot  
Gaugemaster  
Graham Farish  
Harburn Hamlet  
Heljan  
HMRS Transfers  
Hobbytrain  
Hornby  
Humbrol  
Ian Allen  
Jagerndorfer  
Jordan  
Jouef  
Kato  
Kestrel Designs  
Kibri  
Knightwing  
LGB  
Lifelike  
Lightcraft  
Marklin  
Mehano  
Metcalfe  
Middleton Press  
MiniTrains  
Minitrains  
Modelcraft  
Model Scene  
MRC  
Ninco  
Noch  
NSR  
Oxford Diecast  
Parkside Dundas  
Peco  
Piko  
Plastract  
Pola  
Preiser  
Racer  
Railmatch  
Ratio  
Revell  
Rivarossi  
Roco  
Rokuhan  
Rotacraft  
Scalextric  
Scenix  
Seep  
Seuthe  
Sideways  
Slaters  
Spraycraft  
Springside  
SRC  
Superquick  
Tiny Signs  
Tracksetta  
Train Tech  
TrainSave  
Trix  
Viessmann  
Vollmer  
W & T Manufacturing  
Walthers  
Wiking  
Wills  
Xuron

## GAUGEMASTER



## Limited Edition News

## All N Gauge Class 73s are £69.95 and limited to 150pcs

## N GAUGE



DAGM230 Pullman - £69.95  
73 101 Brighton Evening Argus



DAGM231 IC Executive Pristine  
73 142 Broadlands



DAGM232 First GBRF  
73 141 Charlotte



DAGM233 South West Trains  
73 235



DAGM234 Southern Livery  
73 202

## OO GAUGE



DAGM100 Pullman  
73 101 The Royal Alex



DAGM101 Pullman  
73 101 Brighton Evening Argus

These have been a long time coming but we are certain will be worth the wait. Laser scanned for super accuracy, loaded with features and a 21 Pin DCC socket. Sadly these items have unavoidably risen in price but for those who have already ordered, we will honour the pre-order price. 300 of each only.



**£129.95** each

## N GAUGE



DAGM220 Class 66 DB Schenker  
66 001

Traffic Red DB Schenker livery. Just 150pcs available on general release. Expected 2015

**£89.95**

CONTACT US FOR A FREE PRICE LIST  
HUGE DEPTH OF STOCK, VISIT OUR WEBSITE FOR LIVE STOCK INFORMATION



# METCALFE

READY CUT CARD KITS

## MAIL ORDERS:

Metcalfe Models, Bell Busk  
Skipton, North Yorkshire, BD23 4DU

## PHONE ORDERS:

# 01729 830072

## POSTAGE

up to £19.99 - £2.50  
£20 and over - £4.50  
**We are now only taking UK orders.**



## RAILWAY



## Single Track Engine Shed

Available in 00 and N scale in either red brick or stone styles. A detailed kit both inside and out with fine laser cut components.

00 Red Brick / PO331 / £15.99  
N Red Brick / PN931 / £10.99  
00 Stone / PO332 / £15.99  
N Stone / PN932 / £10.99

## RAILWAY



## Stone Wayside Station

One for Great Western fans, but will sit well in any small town or rural location.

00 / PO238 / £16.99  
N / PN138 / £9.50

## RAILWAY



## Wayside Station Shelter

Designed to sit alongside PO238 Wayside Station  
00 / PO239 / £11.99  
N / PN139 / £9.50

## RAILWAY



## GWR Signal Box

Die cut card kit featuring fine laser cut components. Can be built either brick or stone.  
00 / PO330 / £14.99

## TOWN & COUNTRY



## Semi-Detached Houses

A pair of inter-war Voysey style houses. This version only in 00, see online for N Scale version.  
00 / PO266 / £12.50

## TOWN & COUNTRY



## Low Relief Cinema

Cinema and two shops. Ideal for high street backdrop scene.  
00 / PO206 / £9.20  
N / PN170 / £6.50

## TOWN & COUNTRY



## Service Station

Small garage facility with showroom, service bays and petrol pumps. Features plastic components. Cars not included.

00 / PO281 / £13.99

## RAILWAY



## Platform Kit

Can be built to any shape: curved, straight, islands, bays.

00 Red Brick / PO216 / £10.75  
N Red Brick / PN110 / £8.25  
00 Stone / PO235 / £10.75  
N Stone / PN135 / £8.25

## MINI KIT



## Platform Underpass


Two stairways that disappear in to an imaginary subway. Only available in N Gauge.

N / PN816 / £5.50

## RAILWAY



00 Scale version  
platform not included



## Two-Bay Platform Canopy

A detailed laser cut canopy, ideal for all platforms. Add more kits to extend the length or width. **Important:** Requires use of Ultra Fine Glue Applicators.

00 / PO340 / £14.99  
N / PN940 / £16.50

 Find us on Facebook




# METCALFE

READY CUT CARD KITS

[www.metcalfemodels.com](http://www.metcalfemodels.com)

See our NEW kit below

## RAILWAY



Above: Tapered retaining wall with PN147 Bridge. Ramp not included.

### Tapered Retaining Walls

Part of our NEW modular kit range. This is ideal for running on to the PN144 walls or can be made into a ramp for use with the PN147 Bridge

N Stone / PN149 / £8.99  
N Brick / PN148 / £8.99

## RAILWAY



### Mainline Station

A superb mainline station kit with lots of features and scope for expansion. With the addition of other Mainline kits, this can be created as a through-station or terminus.

00 / PO230 / £13.99  
N / PN130 / £10.25

## RAILWAY

Pictured above



00 VERSION DUE SEPT

### Retaining Wall

A sectional wall that can be extended with extra kits. Features laser cut top capping stones for crisp, clean finish.

N Stone / PN144 / £8.99  
N Red Brick / PN145 / £8.99

## RAILWAY

### Bridge

Bridge designed to stand with retaining wall and tapered retaining wall. See left.

N Stone / PN147 / £11.99  
N Brick / PN146 / £11.99



## TOOLS

### Glue Applicators

Ultra fine applicators for precise flow of liquid glue. Do not use with solvents. Pack of 3.

MT907 / £3.50



## RAILWAY



### Parcels Office & Waiting Rooms

Two sets of buildings with platforms and canopies.

00 / PO231 / £12.99  
N / PN131 / £9.99

## RAILWAY



### Island Platform Buildings

A set of waiting rooms for central platform

00 / PO234 / £10.25  
N / PN134 / £9.25

## MINI KIT



### GWR Benches

Pack contains four fine-detailed laser cut benches with GWR logo. Only in 00.

00 / PO501 / £5.75

## MINI KIT



### Picnic Tables

Pack contains three table with umbrellas. Note: Umbrella poles not included. Made from paper clips. Only in 00.

00 / PO510 / £5.50

## RAILWAY



### Footbridge

A platform to platform bridge which can be extended with the addition of extra kits.

00 / PO236 / £10.35  
N / PN136 / £9.50

Visiting Skipton? You will find the full range of Metcalfe kits at Craven Model Centre, Mount Pleasant, Skipton High Street, BD23 1JZ

Follow us  
@MetcalfemodelsT





### Class 3200 Earl "Dukedog" 4-4-0 Pre-order for £105.02



31-088 9028 in BR black early emblem  
31-089 3214 in GWR green with shirtbutton monogram  
**Patriot Class 4-6-0**  
Pre-order for £114.71



31-204 5530 "Sir Frank Ree" in LMS crimson  
**Class A2 4-6-2**  
Pre-order for £110.50



31-528A 60529 "Pearl Driver" in BR lined green with late crest  
31-531 60536 "Trimbrush" in BR lined green with early emblem  
(Prices estimated - we will notify you if price rises & offer option to cancel)

### Class 6959 Modified Hall Pre-order for £110.46



31-780 6988 'Swithland Hall' in BR lined green with late crest & Hawksworth tender  
31-781 7903 'Foremarke Hall' in BR lined black with early emblem and Hawksworth tender  
31-782 6965 'Thirlestaine Hall' BR green with late crest - weathered  
31-783 7904 'Fountains Hall' BR black early emblem - weathered

### Standard class 3MT tank Pre-order for £84.96



31-981 82021 in BR lined black with early emblem

### Class 3F Fowler Jinty 0-6-0 tank



32-227B 3741 in LMS black £62.86  
32-235 47673 in BR black with late crest - weathered £69.66

### Class 5 L&YR 2-4-2T Pre-order for £73.91



31-168 10713 in LMS crimson  
31-169 50795 in BR lined black with early emblem

### Class 45xx Prairie 2-6-2 tank Pre-order for £72.21



32-131 Prairie tank 4539 in Great Western green

### Class 4MT Fairburn 2-6-4 tank



32-880 2278 in LMS black - weathered £93.50  
32-881 42105 BR lined black early emblem - weathered £93.50  
32-882 42062 BR lined black late crest £85.00  
(Prices estimated - we will notify you if price rises & offer option to cancel)

### Class 08 Diesel Shunter Pre-order for £63.71



32-115B 08818 in BR blue with wasp stripes - weathered £72.21  
32-119 08907 in DB Schenker red  
32-120 13287 in BR plain green early emblem

### Princess Coronation Class 4-6-2 Pre-order for £127.46



372-185 46236 "City of Bradford" BR black with early emblem  
372-186 46226 "Duchess of Norfolk" in BR Express Passenger blue with early emblem

### Class 3F Fowler Jinty 0-6-0 tank Pre-order for £63.71



371-210 7524 in LMS black  
372-210A 7309 in LMS black  
372-211A 47314 in BR black with early emblem  
372-212A 47500 in BR black with late crest

### N Class 2-6-0 Pre-order for £110.46



372-933 810 in SECR grey



[www.ehattons.com/grahamfarish2014](http://www.ehattons.com/grahamfarish2014)

### Class 20 Diesel



371-033 D8011 in BR green with small yellow panel - weathered £93.46  
371-034 20132 in BR Railfreight Red Stripes £84.96

### Class 03 Diesel Pre-order for £70.13



371-063 D23863 in BR green with wasp stripes weathered  
371-064 03170 in BR blue with wasp stripes & air tanks - weathered

### Class 101 2-car DMU Pre-order £114.71



371-504 in BR green  
371-505 in BR Network South East

### Class 171/7 2-car DMU Pre-order for £110.46



371-430A 171727 Southern

### GWR Railcar Pre-order for £93.50



371-628 W22W in BR Brunswick green with speed whiskers  
371-629 20 in GWR chocolate & cream with shirt button emblem  
(Prices estimated - we will notify you if price rises & offer option to cancel)

### Class 47/0 Diesel Pre-order £93.46



371-825B D1572 in BR green with small yellow panel  
371-828B 47096 in BR blue



Tel: **0151 733 3655** [info@ehattons.com](mailto:info@ehattons.com)

364-368 Smithdown Road, Liverpool, L15 5AN

Phones Open **Mon to Thu** 7am to 9pm **Fri & Sat** 8am to 6pm **Sun** 9am to 5pm

Shop Open **Mon to Sat** 8am to 6pm **Sun** 10am to 4pm

12,700+ items available on [www.ehattons.com/brm](http://www.ehattons.com/brm)

at [www.ehattons.com/bachmann2014](http://www.ehattons.com/bachmann2014)

### Class 20 Diesel Pre-order for £72.21



32-045 20118 in BR Railfreight red stripe "Saltburn-by-the-Sea"

### Class 47 Diesel



31-659 47001 in BR blue - weathered £101.96  
31-659DS 47001 in BR blue pristine - DCC sound £212.46

### Class 90 Electric Pre-order for £119.00



32-610 90023 in Intercity Swallow with 21-pin socket  
32-611 90037 in Railfreight Distribution with 21-pin socket  
32-612 90042 in Freightliner Powerhaul with 21-pin socket  
(Prices estimated - we will notify you if price rises & offer option to cancel)

### Class 37/4 Diesel Pre-order for £93.46



32-370 37405 in DRS Compass  
32-389 37421 in Colas livery  
32-390 37706 "Conidae" in Railfreight Petroleum  
32-391DS 37796 in Railfreight coal sector - DCC sound £199.71

### Class 25/3 Diesel Pre-order for £80.71



32-408 25286 in BR blue with domino headcode

### Class 171/7 2-car DMU Pre-order for £110.50



32-468 171727 Southern  
(Prices estimated - we will notify you if price rises & offer option to cancel)

### Class 170/5 2-car DMU Pre-order for £119.00



32-469 170521 Cross Country weathered  
(Prices estimated - we will notify you if price rises & offer option to cancel)

### 57ft Coaches



34-227 Corridor brakend in LMS crimson £23.76  
34-254 ex-LMS composite in BR departmental olive green - weathered £24.61  
34-255 1st/3rd composite in LMS crimson £23.76 (Running numbers TBA)

### BR MK1 Coaches Pre-order for £28.01



39-025G SK 2nd corridor blue & grey  
39-026J SK 2nd corridor maroon  
39-050G SO 2nd open blue & grey  
39-051J SO 2nd open maroon  
39-100C RU restaurant car blue & grey  
39-103C RU restaurant car maroon  
39-150D FK 1st corridor blue & grey  
39-151F FK 1st corridor maroon  
39-231 BCK brake composite corridor departmental yellow  
39-186 BG full brake departmental olive green - weathered £29.71 (Running numbers TBA)

### FFA/FGA Freightliner Wagons



38-625 "Outer" FGA flats (x2) with 3" 20' & 2" 30' ISO containers £51  
38-626 "Inner" FFA flat with 2" 30' ISO containers £25.50  
38-627 "Outer" FGA flats (x2) with 3" 20' & 1" 40' maritime container & 1" 20' tanktainer £51  
38-628 "Inner" FFA flat with 1" 20' & 1" 40' maritime containers £25.50  
(Prices estimated - we will notify you if price rises & offer option to cancel)

## Limited Edition J94's & Austerity's, Class 14xx & King's from Hatton's, being produced by DJ Models

### Class 14xx Pre-order for £99



#### Pristine

H1401 48xx 4825 in GWR unlined green Great Western  
H1404 58xx 5808 in GWR unlined green Shirtbutton  
H1406 14xx 1420 in GWR unlined green G W R  
H1408 58xx 5816 in BR lined black BRITISH RAILWAYS  
H1409 14xx 1470 in BR lined black early emblem  
H1410 58xx 5819 in BR unlined black early emblem  
H1413 14xx 1444 in BR lined green early emblem  
H1414 14xx 1450 BR lined green late crest  
H1416 14xx 1409 BR unlined green late crest

#### Lightly Weathered

H1402 58xx 5814 in GWR unlined green Great Western  
H1403 48xx 4871 in GWR unlined green Shirtbutton  
H1405 48xx 4807 in GWR wartime black G W R  
H1407 58xx 5802 in GWR unlined green G W R  
H1411 58xx 5801 in BR unlined green G W R

#### Heavily Weathered

H1412 14xx 1474 in BR unlined black early emblem  
H1415 14xx 1432 BR lined green late crest

Due Q4 2015 - Q1 2016  
[www.ehattons.com/j94](http://www.ehattons.com/j94)

### Austerity's & J94 Limited Editions of 200 Pre-order for £99



#### Pristine

J9401 "Robert" in NCB Bold Colliery lined green  
J9402 71515 in Mech Navvies maroon  
J9407 4 in NCB Backworth Colliery lined black  
J9408 98 "Royal Engineer" in Army green  
J9410 15 in Wemyss Private Railway lined brown

#### Lightly Weathered

J9403 J94 68012 in BR black late crest  
J9405 "Hurricane" in NCB Bickershaw Colliery lined green  
J9409 7 in NCB Littleton Colliery lined blue

#### Very Heavily Weathered



J9404 1763 NCB Peckfield Colliery lined maroon with chevrons  
J9406 8 in NCB Mountain Ash Colliery lined green

Due Q1 2015  
[www.ehattons.com/14xx](http://www.ehattons.com/14xx)

### Class 6000 King Pre-order for £169



HK01 6000 "King George V" in GWR lined green with roundel  
HK02 6019 "King Henry V" in GWR lined green with shield  
HK03 6021 "King Richard II" in GWR lined green with shirtbutton  
HK04 6029 "King Edward VIII" in GWR un-lined wartime green  
HK05 6018 "King Henry VI" in GWR lined green  
HK06 6025 "King Henry III" in BR ultramarine blue  
HK07 6027 "King Richard I" in BR/GWR lined green  
HK08 6028 "King George VI" in BR lined blue with early crest



HK09 6023 "King Edward II" in BR lined blue with early crest  
HK10 6009 "King Charles II" in BR lined green with early crest  
HK11 6017 "King Edward IV" in BR lined green with late crest  
HK12 6026 "King John" in BR lined green with late crest  
HK13 6005 "King George II" in BR lined green with late crest  
HK14 6024 "King Edward I" in BR lined green with late crest  
HK15 6000 "King George V" in BR lined green with early emblem

DCC Fitted versions also available for £179

HK01DCC - HK15DCC  
Due Q4 2015 - Q1 2016  
[www.ehattons.com/king](http://www.ehattons.com/king)

[www.ehattons.com/preorder](http://www.ehattons.com/preorder)

Pre-orders accepted via credit or debit card only

Prices valid until 07/01/15. Errors excepted.





Visit

[www.ehattons.com/preorder](http://www.ehattons.com/preorder)

for all forthcoming releases

## OO Gauge (1:76 Scale)

### Steam locos

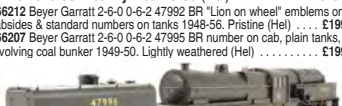
266206 Beyer Garratt 2-6-0 0-6-2 47972 LMS lettering on cabsides & block-style numbers on tanks 1948-50. Pristine (Hel) ..... £199



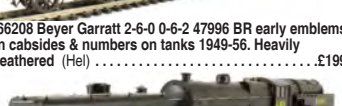
266209 Beyer Garratt 2-6-0 0-6-2 47975 BR "Lion on wheel" emblems on cabsides & standard numbers on tanks 1950-55. Pristine (Hel) ..... £199



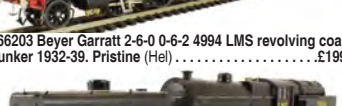
266211 Beyer Garratt 2-6-0 0-6-2 47981 BR "Lion on wheel" emblems on cabsides & standard numbers on tanks 1949-56. Heavily weathered (Hel) ..... £199



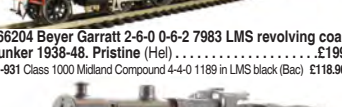
266212 Beyer Garratt 2-6-0 0-6-2 47992 BR "Lion on wheel" emblems on cabsides & standard numbers on tanks 1948-56. Pristine (Hel) ..... £199



266207 Beyer Garratt 2-6-0 0-6-2 47995 BR number on cab, plain tanks, revolving coal bunker 1949-50. Lightly weathered (Hel) ..... £199



266208 Beyer Garratt 2-6-0 0-6-2 47996 BR early emblems on cabsides & numbers on tanks 1949-56. Heavily weathered (Hel) ..... £199



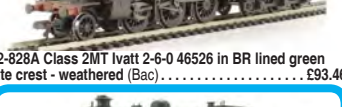
266203 Beyer Garratt 2-6-0 0-6-2 4994 LMS revolving coal bunker 1932-39. Pristine (Hel) ..... £199



266204 Beyer Garratt 2-6-0 0-6-2 7983 LMS revolving coal bunker 1938-48. Pristine (Hel) ..... £199



31-931 Class 1000 Midland Compound 4-4-0 1189 in LMS black (Bac) ..... £118.96



31-932DC Class 1000 Midland Compound 4-4-0 40934 in BR lined black early emblem. DCC On Board (Bac) £135.96



31-933 Class 1000 Midland Compound 4-4-0 41157 in BR lined black late crest (Bac) ..... £118.96



32-828A Class 2MT Ivatt 2-6-0 46526 in BR lined green late crest - weathered (Bac) ..... £93.46



31-128\* Class 30xx 2-8-0 ROD 3036 in BR black early emblem - weathered (Bac) (list £139.95)BARGAIN ..... £82



31-626A Class 3F 0-6-0 43257 in BR black early emblem (Bac) ..... £76.46



31-628DC Class 3F 0-6-0 43620 in BR black late crest - weathered. DCC On Board (Bac) ..... £101.96



R3167 Class 4000 4-6-0 Star 4061 'Glastonbury Abbey' in BR green early emblem & 4000 gallon tender. DCC Ready (Hor) ..... £108



32-129A Class 45xx Prairie tank 2-6-2 4545 in BR black early emblem (Bac) ..... £72.21



31-880 Class 4F 0-6-0 3851 in LMS black Johnson/Deeley tender (Bac) ..... £76.46



31-881 Class 4F 0-6-0 43875 in BR black early emblem and Johnson/Deeley tender (Bac) ..... £76.46



31-167DC Class 5 L&YR 2-4-2T 50795 in BR lined black early emblem (weathered). DCC Fitted (Bac) (list £115.45) ..... BARGAIN ..... £89



R3019 Class 6800 Grange 4-6-0 6845 "Paviland Grange" in BR green late crest - heavily weathered (Hor) ..... £123



31-213DS Class 6P Patriot 4-6-0 45504 "Royal Signals" in BR green late crest. DCC Sound Fitted (Bac) (list £268) ..... BARGAIN ..... £189



R3245TTS Class A1 Peppercorn 4-6-2 "Tornado" in BR Blue (as running on mainline) - TTS Sound (Hor) . £143.70



31-530 Class A2 4-6-2 526 "Sugar Palm" in LNER lined apple green. (Bac) (list £149.95) ..... BARGAIN ..... £89



31-529 Class A2 4-6-2 60534 "Irish Elegance" in BR lined green early emblem (Bac) (list £149.95)BARGAIN ..... £92



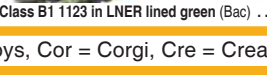
31-964 Class A4 4-6-2 60004 "William Whitelaw" BR lined green late crest (Bac) ..... £99



31-965 Class A4 4-6-2 60021 "Wild Swan" in BR lined green early emblem (Bac) (list £129.40)BARGAIN ..... £92



31-715 Class B1 1123 in LNER lined green (Bac) . £84.96




31-714 Class B1 61250 "A. Harold Bibby" in BR lined black early emblem (Bac) ..... £84.96



R2922X Class B17/6 Sandringham 4-6-0 61650 "Grimby Town" in BR late crest DCC Fitted (Hor) ..... £125

31-136DC\* Class D11/2 4-4-0 62677 "Edie Ochiltree" in BR black late crest. DCC Fitted (Bac) (list £139.95) ..... BARGAIN ..... £85



31-319 Class J11 Robinson (GCR 9J) 64311 in BR black early emblem (Bac) ..... £76.46



31-320DC Class J11 Robinson (GCR 9J) 64325 in BR black late crest. DCC Fitted (Bac) ..... £91.76



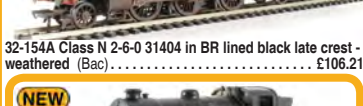
R3189 Class L1 2-6-4 9003 in LNER apple green (Hor)£104



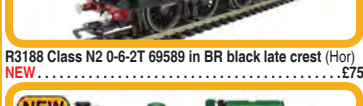
32-154A Class N 2-6-0 31404 in BR lined black late crest - weathered (Bac) ..... £106.21



R3188 Class N2 0-6-2T 69589 in BR black late crest (Hor) NEW ..... £75



R3187 Class N2 0-6-2T 1744 in GNR green (as preserved at the Great Central Railway) (Hor) NEW ..... £75



31-001Z Class O4 2-8-0 Robinson ROD 63743 (shed 9G) in BR black late crest - weathered. Ltd Edition of 512 (Bac) (list £148.72)BARGAIN ..... £119



R3107 Class T9 steam loco 4-4-0 30313 in BR lined black late crest & tender (Hor) ..... £92



R3208 Class V Schools 4-4-0 30915 "Brighton" BR black early emblem & tender (Hor) ..... £134



32-360 Standard Class 4MT 2-6-4 tank 80121 in BR lined black late crest (Bac) ..... £84.96



32-508 Standard Class 5MT 73049 in BR lined green late crest & BR1 tender (Bac) ..... £106.21



32-261 WD Austerity 2-8-0 90441 in BR black early emblem (Bac) ..... £110.42



32-260DC WD Austerity 2-8-0 90448 in BR black with late crest. DCC On Board (Bac) ..... £125.29



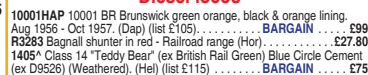
### Train packs

25-2014 Bachmann OO Scale Silver Anniversary Set Class 5P Jubilee & Class 47 locos in wooden box certificate (Bac) ..... £212.46



### Diesel locos

10001HAP 10001 BR Brunswick green orange, black & orange lining. Aug 1956 - Oct 1957. (Dap) (list £105) ..... BARGAIN ..... £99



R3283 Bagnall shunter in red - Railroad range (Hor) ..... £27.80



1405\* Class 14 "Teddy Bear" (ex British Rail Green) Blue Circle Cement (ex D9526) (Weathered). (Hel) (list £115) ..... BARGAIN ..... £75



1600 Class 16 North British diesel D8400 BR green grey roof. Ltd Ed of 750 pcs (Hel) ..... £107



1716 Class 17 diesel D8585 in green small yellow panels (Hel) ..... £87




MM0208 Class 201 no 208 "River Lagan" NIR blue (Mur) NEW ..... £129



MM0209 Class 201 no 209 "River Foyle" in NIR Blue. (Mur) NEW ..... £129



MM0230 Class 201 no 230 "River Bandon" IE original Enterprise (Mur) ..... £129



MM0233 Class 201 no 233 "River Clare" in enterprise full yellow ends (Mur) ..... £129



4D-012-003 Class 22 B-B Diesel Hydraulic D6311 in BR green small yellow panels & disc headcode box (Dap) £103



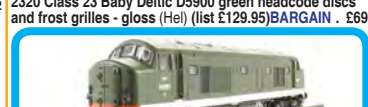
4D-012-001 Class 22 B-B Diesel Hydraulic D6316 in BR Green. Small yellow panels and disc headcode box (Dap) ..... £103



2320 Class 23 Baby Deltic D5900 green headcode discs and frost grilles - gloss (Hel) (list £129.95)BARGAIN ..... £69



2321 Class 23 Baby Deltic D5901 green headcode discs and frost grilles (Hel) (list £129.95) ..... BARGAIN ..... £69



2322 Class 23 Baby Deltic D5905 green headcode discs and no frost grilles (Hel) (list £129.95) ..... BARGAIN ..... £69



2311 Class 23 Baby Deltic D5906 in BR green small yellow panels (Hel) (list £119.95) ..... BARGAIN ..... £76



2310\* Class 23 Baby Deltic D5907 in BR Green small yellow ends - gloss finish (Hel) (list £119.95)BARGAIN £72





Visit

[www.ehattons.com/brm](http://www.ehattons.com/brm)12,000+ items available  
with live stock information2323 Class 23 Baby Deltic D5909 green headcode discs and no frost grilles - weathered (Hel) (list £139.95) ..... **BARGAIN** ..... £692300 Class 23 Baby Deltic diesel D5900 in BR Green Small Yellow Panels and 4 character headcode (Hel) (list £119.95) **BARGAIN** ..... £762308<sup>A</sup> Class 23 Baby Deltic diesel D5900 in BR Green large yellow ends (Hel) (list £119.95) **BARGAIN** ..... £72

32-431DC Class 24 24077 in BR blue indicator discs. DCC Fitted (Bac) ..... £89.21



2661 Class 26/0 diesel D5301 in BR green early version (Hel) ..... £95

2664 Class 26/0 diesel D5302 in BR green small yellow panels (Hel) ..... £95

2724 Class 27 BRCW Sulzer diesel D5353 in BR green (Hel) (list £99.95) ..... **BARGAIN** ..... £692723 Class 27 BRCW Sulzer diesel D5361 in BR green small yellow panels (Hel) (list £99.95) **BARGAIN** ..... £692706 Class 27 BRCW Sulzer diesel D5361 in BR green small yellow panels (Hel) (list £99.95) **BARGAIN** ..... £692709 Class 27 BRCW Sulzer diesel D5389 in BR blue small yellow panels (Hel) (list £99.95) **BARGAIN** ..... £692800<sup>A</sup> Class 28 Co-Bo Diesel D5700 Full BR Green - modified windows (Hel) (list £125) ..... **BARGAIN** ..... £842801 Class 28 Co-Bo Diesel D5705 BR Green Small Yellow Panels (as preserved) (Hel) (list £125) ..... **BARGAIN** ..... £892810<sup>A</sup> Class 28 Co-Bo Diesel D5714 Full BR Green - modified windows (Hel) (list £125) ..... **BARGAIN** ..... £892803<sup>A</sup> Class 28 Co-Bo Diesel D5718 BR Green Small Yellow Panels (Weathered) (Hel) (list £132) ..... **BARGAIN** ..... £98R3067 Class 31 Diesel Electric 31256 BR Blue (Railroad Range) (Hor) (list £64.99) ..... **BARGAIN** ..... £57

3433 Class 33/0 diesel 33002 "Sea King" in Engineers yellow &amp; grey (as preserved at the South Devon Railway) (Hel) ..... £95

3432 Class 33/0 diesel 33059 in BR blue full yellow ends (Hel) ..... £95

3413 Class 33/0 diesel D6530 in BR green experimental yellow panels rounded top corners (Hel) ..... £95



3411 Class 33/0 diesel D6577 in early BR green (Hel) ..... £95



32-781A Class 37/0 37034 BR Blue Split Head Code - weathered (Bac) ..... £97.71

32-480DS Class 40 D211 "Mauretania" in BR green indicator discs. DCC Sound on board (Bac) (list £244.95) ..... **BARGAIN** ..... £18932-481 Class 40 D369 in BR green centre head code (Bac) (list £114.95) ..... **BARGAIN** ..... £774748 Class 47 Un-numbered BR green full yellow ends (Hel) (list £89) ..... **BARGAIN** ..... £60

31-658DC Class 47/0 D1677 Thor BR green full yellow ends. DCC On Board (Bac) ..... £106.21

R3180 Class 4wDM 0-4-0 diesel Sentinel shunter Tarmac green - weathered (Hor) ..... £53

4D-003-005 Class 52 D1072 "Western Glory" BR blue full yellow panel (Dap) ..... £103

4D-003-006 Class 52 D1065 "Western Consort" in BR maroon small yellow panels (Dap) ..... £119



4D-003-011 Class 52 diesel loco D1002 "Western Explorer" in BR green small yellow panels (Dap) ..... £109



4D-003-008 Class 52 diesel loco D1023 "Western Fusilier" in BR maroon small yellow panels (Dap) ..... £109



4D-003-012 Class 52 diesel loco D1026 "Western Centurion" in BR blue full yellow ends - weathered (Dap) ..... £113



32-529B Class 55 Deltic D9011 in BR two-tone green. Weathered (advertised earlier as "pristine") (Bac) ..... £93.46

5822 Class 58 58006 Railfreight Redstripe Livery (Hel) **NEW** ..... £1255820 Class 58 58012 Mainline Grey Livery (Hel) **NEW** £1255827 Class 58 58016 EW&S Livery (Hel) **NEW** ..... £1255826 Class 58 58028 Plain Triple Grey Livery (Hel) **NEW** £1255824 Class 58 58030 In EWS Livery (Hel) **NEW** ..... £1255823 Class 58 58036 Railfreight Redstripe Livery Orange Cantrill Stripe (Hel) **NEW** ..... £1255825 Class 58 58038 Mainline Blue Livery (Hel) **NEW** £1255821 Class 58 58045 Railfreight Coal Livery (Hel) **NEW** £125

32-725X Class 66 66050 "EWS Energy" in EWS - limited edition etched nameplates (Bac) ..... £129.95



32-734A Class 66 diesel 66101 in DB Schenker - weathered (Bac) ..... £97.71



32-725U Class 66 Diesel 66111 in EWS Highland Rail stag - Limited edition (Bac) ..... £132

32-736 Class 66 diesel 66846 in Colas Rail (Bac) ..... £93.46



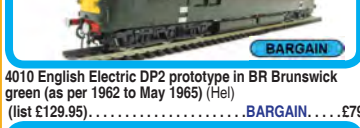
32-980 Class 66/9 66731 "InterhubGB" in GBRf Europorte (Bac) ..... £93.46

R3268 Class 67 67003 Arriva Trains Wales (Hor) **NEW** £129.80

31-587DC Class 70 PowerHaul diesel 70004 in Freightliner - DCC On Board (Bac) ..... £112.50

31-588 Class 70 PowerHaul diesel 70005 Freightliner - weathered (Bac) ..... £130.01

31-995 Class D1/6 LMS 10000 BR Brunswick green lined orange &amp; black (Bac) ..... £99

4010 English Electric DP2 prototype in BR Brunswick green (as per 1962 to May 1965) (Hel) (list £129.95) ..... **BARGAIN** ..... £794011 English Electric DP2 prototype in BR two-tone green (as per 1965 until withdrawal in 1967) (Hel) (list £129.95) ..... **BARGAIN** ..... £794005 Lion Diesel loco D0260 in white 5 gold stripes (Hel) (list £129.95) ..... **BARGAIN** ..... £79

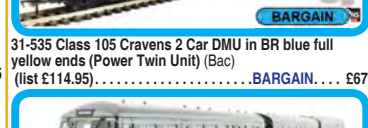
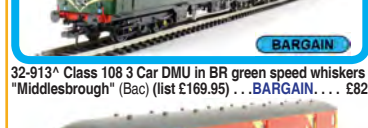
32-287 Class 101 2 Car DMU BR blue &amp; grey "Cambridge/Norwich" (Bac) £127.46

32-286 Class 101 2 Car DMU in BR green small yellow warning panel "Shrewsbury/Aberystwyth" (Bac) ..... £127.46



32-285 Class 101 2 Car DMU in BR green speed whiskers "Newcastle/Middlesbrough" (Bac) ..... £127.46

32-288 Class 101 2-car DMU in BR blue "Newcastle/Hexham" (Bac) ..... £127.46

31-327<sup>A</sup> Class 105 2 car Cravens DMU in BR green half yellow ends. Harwich/Manningtree (Bac) (list £110.55) ..... **BARGAIN** ..... £7931-326A Class 105 2 Car Cravens DMU in BR green speed whiskers "Cambridge/Harwich" (Bac) (list £114.95) ..... **BARGAIN** ..... £7031-535 Class 105 Cravens 2 Car DMU in BR blue full yellow ends (Power Twin Unit) (Bac) (list £114.95) ..... **BARGAIN** ..... £6732-913<sup>A</sup> Class 108 3 Car DMU in BR green speed whiskers "Middlesbrough" (Bac) (list £169.95) ..... £82

8923 Class 128 DPU 55991 in Royal Mail Letters red (Hel) ..... £94



8921 Class 128 DPU 55992 in Royal Mail Letters red (Hel) ..... £94

8940 Class 128 DPU Blue full yellow ends and flush fronts M55993 (Hel) (list £119.95) ..... **BARGAIN** ..... £698942 Class 128 DPU in BR blue - weathered M55995 (Hel) (list £129.95) ..... **BARGAIN** ..... £69

8993 Class 128 DPU in BR Blue full yellow ends and Midland style fronts M55990 (Hel) ..... £94

8991 Class 128 DPU BR green small yellow panels &amp; Midland style fronts M55989 (Hel) ..... £94

8941 Class 128 DPU in Royal Mail red full yellow ends and flush fronts 55995 (Hel) (list £119.95) **BARGAIN** ..... £698902 Class 128 DPU W55991 in early BR blue white cab roof domes and yellow gangway door covers (Hel) (list £119.95) ..... **BARGAIN** ..... £69





Prices valid until 7/01/15

Orders received after this date for products that have increased in price will be given a refund



8922 Class 128 DPU W55992 in BR blue yellow ends & no branding 'Scooby Doo' - weathered (Hel).....£100



31-256DC Class 251 Blue Pullman 6-car Midland set in Nanking blue full yellow ends. DCC Fitted (Bac) (list £349.95).....BARGAIN...£290



32-517^ Derby Lightweight 2-car DMU in BR blue (Bac) (list £144.95).....BARGAIN...£69



8704 Railbus W&M E79962 in green large yellow panel - weathered. (Hel) (list £129.95).....BARGAIN...£79



8800 Railcar W79975 in BR light green speed whiskers & semi-gloss finish (Hel).....£94

### EMUs



R3258 Class 2-BIL 2 car EMU in BR blue (Hor) ... £120.70



R3259 Class 2-BIL 2 car EMU in BR blue - As preserved at the NRM (Hor) .....£120.70



R3290 Class 2-HAL 2 car EMU in BR green small yellow ends (Hor) .....£120.70




R3260 Class 2-HAL 2 car EMU in SR green (Hor) . £120.70



31-030^ Class 350/1 Desiro 4 Car EMU 350 111 "Apollo" in Silver Link (unbranded) (Bac).....£150



R3185 Class 395 Javelin 4 car EMU "Sir Chris Hoy" in Southeastern (Hor) .....£132



R3161A Class 401 2-BIL 2-car EMU 2041 in SR green DCC ready (Hor) . £99



R3162AX Class 401 2-BIL 2-car EMU 2142 in BR green DCC Fitted (Hor).....£114



R3162A Class 401 2-BIL 2-car EMU 2142 in BR green DCC Ready (Hor) .....£99



31-266 Class 419 Motor Luggage Van (MLV) in BR Southern Region green yellow panel (Bac) .....£83.26



R2946X Class 423 VEP 4 car EMU in BR Blue - DCC Fitted. (Hor) . £158

### Track Maintenance vehicles



B859NRY2 MRA side-tipping ballast train. 5 car unit & generator vehicle. Network Rail yellow new running number. Pristine (B859A) (Dap).....£118



B859RTBG2 MRA side-tipping ballast train. 5 car unit & generator vehicle. Railtrack blue/grey. Pristine (Dap) ..£89



B800 Non-motorised OO Track Cleaner motorised cleaning heads & vacuum in blue (Dap).....£56



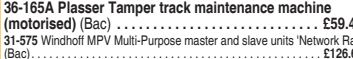
B800BRBlue Non-motorised OO Track Cleaner motorised cleaning heads and vacuum in BR blue (Dap).....£52



B800BRGreen Non-motorised OO Track Cleaner motorised cleaning heads and vacuum in BR green (Dap) .....£52



36-165A Plasser Tamper track maintenance machine (motorised) (Bac) .....£59.46



31-575 Windhoff MPV Multi-Purpose master and slave units 'Network Rail' (Bac).....£126.61

### Track cleaning fluid



B805 100ml of track cleaning fluid for the B800 Track cleaner (Dap).....£7

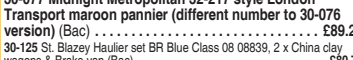
### Train sets - analogue



R1167 Flying Scotsman Set 3 x LNER coaches (loco has 3-pole motor) (Hor) .....£120



30-077 Midnight Metropolitan 32-217 style London Transport maroon pannier (different number to 30-076 version) (Bac) .....£89.24



30-125 St. Blazey Hauler set BR Blue Class 08 08839, 2 x China clay wagons & Brake van (Bac) .....£80.74



30-170 Thames Clyde Express Midland Compound 1000, 2 x corridor composite & 3rd brake coach LMS (Bac) £148.71

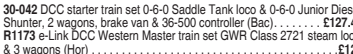


30-105 The Midland Marvel Midland 3F 3522 in LMS, brake van in LMS grey & 2 x 8-plank wagons (Bac)£106.21



30-080 The Western Wanderer Class 57xx Pannier 3650 in GWR shirtbutton green and GWR Toad brake van & shutters truck in GWR gr (Bac) .....£84.96

### Train sets - DCC



30-042 DCC starter train set 0-6-0 Saddle Tank loco & 0-6-0 Junior Diesel Shunter, 2 wagons, brake van & 36-500 controller (Bac) .....£127.49



R1173 e-Link DCC Western Master train set GWR Class 2721 steam loco & 3 wagons (Hor) .....£120



30-048 Highland Tourer Digital Sound Set Class 37/4 37418 in BR blue and Mk2 TSO & BSO coaches in Far North green & cream (Bac) .....£250.71



R1125 Somerset Belle train set Class 3F 0-6-0 S&DJR 0-6-0 steam loco & 3 wagons - DCC control (Hor) ....£134

### Coaches



R4635B Arriva Trains Wales MK3 TSO second class (Hor) NEW .....£26.40



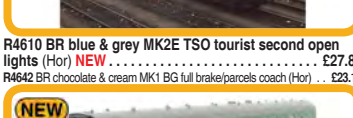
R4635A Arriva Trains Wales MK3 TSO second class (Hor) NEW .....£26.40



R4635B Arriva Trains Wales MK3 TSO second class (Hor) NEW .....£26.40



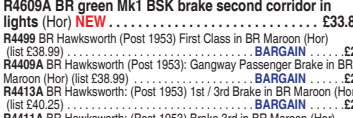
R4635A Arriva Trains Wales MK3 TSO second class (Hor) NEW .....£26.40



R4615 BR blue & grey MK2E BSO brake second open (Hor) NEW £23.80



R4612 BR blue & grey MK2E BSO brake second open lights (Hor) NEW £27.80



R4611 BR blue & grey MK2E PO first open lights (Hor) NEW £27.80



R4613 BR blue & grey MK2E TSO tourist second open (Hor) NEW £23.10



R4610 BR blue & grey MK2E TSO tourist second open lights (Hor) NEW £27.80



R4642 BR chocolate & cream MK1 BG full brake/parcels coach (Hor) .....£23.10



R4609A BR green Mk1 BSK brake second corridor in lights (Hor) NEW .....£33.80



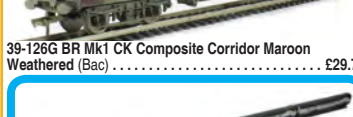
R4499 BR Hawksworth (Post 1953) First Class in BR Maroon (Hor) (list £38.99) .....BARGAIN...£22



39-176F BR Mk1 BG Full Brake Maroon - weathered (Bac) .....£29.71



39-125D BR Mk1 CK Composite Corridor Blue & Grey (Bac) .....£28.01



39-126G BR Mk1 CK Composite Corridor Maroon Weathered (Bac) .....£29.71



39-425 Pack of 4 BR Mk1 POS Post Office Sorting Van in BR Blue & Grey. (Bac) (list £155.80) .....BARGAIN...£89



39-425 Single (Bac) (list £38.95) .....BARGAIN...£23



39-430^ Pack of 4 BR Mk1 POS Post Office Sorting Van in Royal Mail Letters Large Red. (Bac) (list £155.80) .....BARGAIN...£89



39-430^ Single (Bac) (list £38.95) .....BARGAIN...£25



39-435^ Pack of 4 BR Mk1 POS Post Office Sorting Van in Royal Mail Travelling Post Office Red. (Bac) (list £155.80) .....BARGAIN...£89



39-435^ Single (Bac) (list £38.95) .....BARGAIN...£25



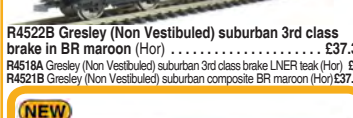
39-502 BR Mk1 SLF Sleeper Car in maroon (Bac) (list £155.80) .....BARGAIN...£120



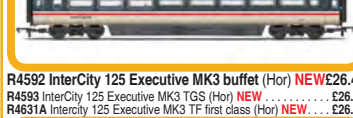
39-502 Single (Bac) .....£33



39-052G BR Mk1 SO Second Open Crimson & Cream (Bac) .....£28.01



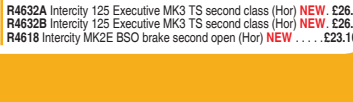
39-058 BR Mk1 SO Second Open Network SouthEast (Bac) .....£28.01



39-381 BR MK2A BSO brake open 2nd Intercity blue/grey SC9424 (Bac) (list £25.95) .....BARGAIN...£12



39-363 BR Mk2A TSO Tourist Second Open Network SouthEast (Bac) .....£33.96



R4522B Gresley (Non Vestibuled) suburban 3rd class brake in BR maroon (Hor) .....£37.30



R4518A Gresley (Non Vestibuled) suburban 3rd class brake LNER teal (Hor) £39



R4521B Gresley (Non Vestibuled) suburban composite BR maroon (Hor)£37.30



R4592 InterCity 125 Executive MK3 buffet (Hor) NEW£26.40



R4593 InterCity 125 Executive MK3 TGS (Hor) NEW £26.40



R4631A InterCity 125 Executive MK3 TF first class (Hor) NEW .....£28.40



R4632 InterCity 125 Executive MK3 TS second class (Hor) NEW £26.40



R4618 InterCity MK2E BSO brake second open (Hor) NEW .....£23.10



# Opening Hours

Shop 8am to 6pm Mon to Sat  
10am to 4pm Sun

Phones 7am to 9pm Mon to Thu  
8am to 6pm Fri & Sat  
9am to 5pm Sun



R4624 Intercity MK2E BSO brake second open - Railroad range (Hor) **NEW** £21.30



R4617 Intercity MK2E FO first open (Hor) **NEW** £23.10  
R4623 Intercity MK2E FO first open - Railroad range (Hor) **NEW** £21.30



39-775 LMS 50ft Inspection Saloon in LMS Lined maroon (Bac) £50.96  
39-455 LMS 57 ft Porthole Corridor 1st in BR crimson & cream (Bac) £33.96



39-450 Pack of 4 LMS 57 ft Porthole Corridor 3rd in BR crimson & cream (Bac) (list £159.80) **BARGAIN** £125  
39-450 Single (Bac) £33.96



39-470 LMS 60 ft Porthole Corridor Brake 1st in BR Crimson & Cream (Bac) £33.96



39-465 LMS 60 ft Porthole Corridor Composite in BR crimson & cream (Bac) £33.96  
39-475 LMS 60 ft Porthole Open Vestibule 1st BR crimson & cream (Bac) £33.96  
R4574 LNER Thompson Teak effect Non-Corridor Brake third class coach (Hor) £40



R2955DVT Mk3 DVT 82126 in Virgin Trains 'Pretendolino' (unboxed) (Hor) (list £45) **BARGAIN** £42  
R4271A Pendolino trailer standard buffet (non-working pantograph) PTSRMB (Hor) (list £41.49) **BARGAIN** £29



R4480 Pullman 1st Class Kitchen Car 'Minerva' - Matchboard type (Hor) (list £49.99) **BARGAIN** £25



R4478 Pullman 1st Class Parlour Car 'Leona' - Matchboard type (Hor) (list £49.99) **BARGAIN** £25



R4483 Pullman 1st Class Parlour Car 'Onyx' - Flush Sided (Hor) (list £49.99) **BARGAIN** £25



R4482 Pullman 3rd Class Brake 'Car No. 65' Matchboard type (Hor) (list £49.99) **BARGAIN** £25



R4487 Pullman 3rd Class Brake 'Car No. 63' - Flush Sided. (Hor) (list £49.99) **BARGAIN** £25



R4481 Pullman 3rd Class Kitchen 'Car No. 60' - Matchboard type (Hor) (list £49.99) **BARGAIN** £25



R4486 Pullman 3rd Class Kitchen 'Car No. 61' - Flush Sided (Hor) (list £51.49) **BARGAIN** £25



R4479 Pullman 3rd Class Parlour Car 'Car No. 34' - Matchboard type (Hor) (list £49.99) **BARGAIN** £25

## Wagons



33-179A Pack of 4 10 ton salt wagon in ICI/Fleetwood Salt (Bac) (list £46) **BARGAIN** £34  
33-179A Single (Bac) £9.78



33-113A Megapack of 8 100 ton TEA bogie tank wagon in Esso grey (Bac) (list £260) **BARGAIN** £139  
33-113A Single (Bac) (list £32.50) **BARGAIN** £19  
33-476 12 ton non-ventilated van corrugated ends BR bauxite (late) (Bac) £11.86  
33-476 Pack of 4 (Bac) (list £55.80) **BARGAIN** £42  
33-476 Megapack of 8 (Bac) (list £111.60) **BARGAIN** £78



33-380A Megapack of 8 12 ton ventilated van corrugated ends in BR bauxite (early) (Bac) (list £111.60) **BARGAIN** £69  
33-380A Single (Bac) (list £13.95) **BARGAIN** £10  
33-380A Pack of 4 (Bac) (list £55.80) **BARGAIN** £37



33-376 Megapack of 8 12 Ton ventilated van plank ends in BR bauxite (early) (Bac) (list £47.80) **BARGAIN** £28  
33-376 Single (Bac) £10.50  
33-376 Pack of 4 (Bac) (list £55.80) **BARGAIN** £40



37-226F Pack of 4 16 ton steel mineral wagon top flap doors in BR bauxite (Bac) (list £47.80) **BARGAIN** £34  
37-226F Single (Bac) £10.16  
37-253B 16 ton steel mineral wagon without top flap doors in BR grey - weathered (Bac) £11.01  
38-402A 25 ton Pill Box brake van in BR bauxite (Bac) £20.36  
38-401A 25 ton Pill Box brake van in BR grey - weathered (Bac) £21.21  
37-931 3 plank wagon in BR Departmental olive green (Bac) £9.31



37-933 3 plank wagon in LMS grey (Bac) £9.31  
33-928B 30 Ton bogie bolster in BR grey grey steel girders (Bac) £12.71  
33-929B 30 Ton bogie bolster in BR grey Steel Pipes (Bac) £12.71  
33-856D 30 Ton bogie bolster wagon in BR grey (Bac) £11.86



38-041B Megapack of 8 31 Tonne OBA open wagon in Railfreight (Bac) (list £155.60) **BARGAIN** £116  
38-041B Single (Bac) £16.53  
38-041B Pack of 4 (Bac) (list £77.80) **BARGAIN** £60



38-058 Megapack of 8 31 tonne OCA dropside open wagon in EWS - weathered (Bac) (list £175.60) **BARGAIN** £76  
38-058 Single (Bac) (list £21.95) **BARGAIN** £11  
38-058 Pack of 4 (Bac) (list £87.80) **BARGAIN** £39  
38-120B 35 Ton VAA box van sliding door Railfreight red & grey weathered (Bac) £20.36  
38-120B Pack of 4 (Bac) (list £95.80) **BARGAIN** £72  
38-120B Megapack of 8 (Bac) (list £191.60) **BARGAIN** £136  
38-126A 35 Ton VBB box van sliding door in BR bauxite - weathered (Bac) (list £23.95) **BARGAIN** £20.36  
38-126A Pack of 4 (Bac) (list £95.80) **BARGAIN** £72  
38-126A Megapack of 8 (Bac) (list £191.60) **BARGAIN** £136



38-130A Megapack of 8 40 Tonne YGH Sealion bogie hopper wagon in olive green - weathered (Bac) (list £263.60) **BARGAIN** £194  
38-130A Single (Bac) £28  
38-130A Pack of 4 (Bac) (list £131.80) **BARGAIN** £102



33-902 45 ton bogie well wagon in BR Departmental black (Bac) £8.84



33-879A Megapack of 8 45 Ton bogie well wagon in LNER grey boiler load (Bac) (list £119.60) **BARGAIN** £82  
33-879A Single (Bac) £12.71  
33-879A Pack of 4 (Bac) (list £59.80) **BARGAIN** £44  
37-582C 45 ton TTA tank in Shell black (Bac) £13.56  
38-005C 46 Tonne HSA hopper wagon in BR bauxite - weathered (Bac) £15.26  
33-084 5 plank china clay wagon hood in BR bauxite - weathered (Bac) (list £12.65) **BARGAIN** £10  
33-084 Pack of 4 (Bac) (list £50.60) **BARGAIN** £38  
33-084 Megapack of 8 (Bac) (list £101.20) **BARGAIN** £74



33-085 Megapack of 8 5 plank china clay wagon hood in BR bauxite TOPS panel - weathered (Bac) (list £101.20) **BARGAIN** £74  
33-085 Single (Bac) (list £12.65) **BARGAIN** £10  
33-085 Pack of 4 (Bac) (list £50.60) **BARGAIN** £38



33-083 Megapack of 8 5 plank china clay wagon without hood in BR bauxite (Bac) (list £74.80) **BARGAIN** £58  
33-083 Single (Bac) (list £9.35) **BARGAIN** £7.50  
33-083 Pack of 4 (Bac) (list £37.40) **BARGAIN** £30  
37-036 5 plank wagon steel floor in Tarbitumac (Bac) £7  
37-036 Pack of 4 (Bac) (list £37.60) **BARGAIN** £26  
37-081F 7 plank end door wagon in BR grey (Bac) £10.63  
37-713 9 Ton ale wagon in BR bauxite (Bac) £13.56  
38-151A 80 Tonne glw BDA bogie bolster wagon in Railfreight (Bac) (list £21.80) **BARGAIN** £15  
38-151A Pack of 4 (Bac) (list £87.20) **BARGAIN** £58  
38-151A Megapack of 8 (Bac) (list £174.40) **BARGAIN** £104  
38-352A BAA steel carrier steel coils in Railfreight red & black (Bac) £22.06



R6683 Extra long CCT Van A in BR (Hor) £20.30



R6682 Extra long CCT Van A in LNER (Hor) £20.30



R6683A Extra long CCT Van B in BR (Hor) £20.30



38-345A Megapack of 8 FNA Nuclear Flask Wagon flat floor & round buffers in standard buff - Flask 9 (Bac) (list £240.80) **BARGAIN** £130  
38-345A Single (Bac) (list £30.10) **BARGAIN** £18  
38-345A Pack of 4 (Bac) (list £120.40) **BARGAIN** £68



38-346A Megapack of 8 FNA nuclear flask wagon sloping floor, changeover valve & round buffers in standard Buff - Flask 21 (Bac) (list £240.80) **BARGAIN** £130  
38-346A Single (Bac) (list £30.10) **BARGAIN** £18  
38-346A Pack of 4 (Bac) (list £120.40) **BARGAIN** £68  
R6366 Fuel wagon pack with Shell, Texaco & Total tankers (Hor) £12  
37-313 Intermodal bogie wagon 2 x 45ft containers in Maersk (Bac) £42.46  
BHSPEC856D IOA Network Rail bogie ballast wagon, 70 5992 033-3.  
Hatton's Limited edition of 500. Pristine (Dap) (list £19.95) **BARGAIN** £12  
BHSPEC856B IOA Network Rail bogie ballast wagon, 70 5992 045-3.  
Hatton's Limited edition of 500. Pristine (Dap) (list £19.95) **BARGAIN** £12  
BHSPEC856C IOA Network Rail bogie ballast wagon, 70 5992 077-1.  
Hatton's Limited edition of 500. Pristine (Dap) (list £19.95) **BARGAIN** £12  
BHSPEC856A IOA Network Rail bogie ballast wagon, 70 5992 102-1.  
Hatton's Limited edition of 500. Pristine (Dap) (list £19.95) **BARGAIN** £12  
38-250 IPA twin double deck car transporter in STVA red (Bac) £37  
38-250 Pack of 4 (Bac) (list £199.80) **BARGAIN** £140



B779D KQA Intermodal pocket wagon in blue (pristine). 84 70 4907 017-14 (Dap) (list £24.95) **BARGAIN** £19  
BHSPEC779a KTA Intermodal pocket wagon in debranded ex-Tiphook (weathered) 97706. (Dap) (list £26.95) **BARGAIN** £22



38-242 Megapack of 8 MBA Megabox high-sided bogie box wagon in EWS - weathered (without buffers) (Bac) (list £216) **BARGAIN** £104  
38-242 Single (Bac) (list £27) **BARGAIN** £14  
38-242 Pack of 4 (Bac) (list £108) **BARGAIN** £54



38-245 Megapack of 8 MOA Monsterbox low-sided bogie box wagon in EWS (Bac) (list £211.60) **BARGAIN** £100  
38-245 Single (Bac) (list £26.45) **BARGAIN** £14  
38-245 Pack of 4 (Bac) (list £105.80) **BARGAIN** £54



38-301 Megapack of 8 OTA (ex-VDA) timber carrier lumber load in EWS (Bac) (list £199.60) **BARGAIN** £114  
38-301 Single (Bac) (list £24.95) **BARGAIN** £16  
38-301 Pack of 4 (Bac) (list £99.80) **BARGAIN** £60  
37-672 Pack of 3 14 Ton tank wagons in British Tar - weathered (Bac) £38.21  
37-671 Pack of 3 14 Ton tank wagons in Fina - weathered (Bac) £38.21  
37-236 Pack of 3 16 ton steel mineral wagons NCB top flap doors weathered (Bac) £30.56  
38-285 Pack of 3 22 ton Prestifos in Tunnel Cement (Bac) £46.71  
37-982 Pack of 3 Conflat wagons in BR bauxite BD containers in BR crimson - weathered (Bac) £36.51



R6371 Pack of 6 Petrol tanker wagon in Shell black (Hor) (list £37.50) **BARGAIN** £33  
R6371 Single (Hor) £6

## Containers & Loads



76CONT003 Container WH Malcolm (Oxf) **NEW** £7.95

## Analogue controllers

36-560 Plug in 0.7 Amp transformer separate speed controller, track connector wires & power clip (Bac) £25.54

## DCC decoders



36-554 21-pin 3-function 2-sided 1A decoder back EMF for slow running (Bac) £12

DCR-21PIN-Direct 21-pin 4-function 1.1Amp direct plug decoder back EMF (Hat) £12  
DCR-21PIN-Direct Box of 5 (Hat) £57  
DCR-21PIN-Direct Box of 10 (Hat) £110



Visit

[www.ehattons.com/new](http://www.ehattons.com/new)

for new releases



36-557 21-pin E-Z Command 4-function 1A decoder back EMF (Bac) ..... £14.50  
36-557 Pack of 5 (Bac) (list £92.50) ..... BARGAIN ..... £70  
DCC27 8 & 21-pin 4-function 1A (1.8A peak) small OMNI decoder (measures 23 x 27 x 10mm) (Gau)..... £16



R8249 8-pin 4-function 2-sided 0.5A (1A peak) decoder (Hor) ..... £14  
R8249 Box of 6 (Hor) ..... £76



DCR-8PIN-Direct 8-pin compact direct 4-function 1.1Amp decoder back EMF (Hat) ..... £13  
DCR-8PIN-Direct Box of 5 (Hat) ..... £59  
DCR-8PIN-Direct Box of 10 (Hat) ..... £105  
DCD-Z218 ZEN 218 21 & 8-pin 4-function 1.1A Decoder Stay Alive (22x16x4mm) (DCC) ..... £25  
DCD-Z218-5 ZEN 218 21 & 8-pin 4-function 1.1A Decoder Stay Alive (22x16x4mm) (5 Pack) (DCC) ..... £100  
DCD-Z360 ZEN 360 8-pin Direct 4-function 1.1A Decoder Stay Alive (14.2x12.5x3.5mm) (DCC) ..... £25  
DCD-ZN80-5 ZEN Nano 8-pin Direct 4-function 1.1A Decoder Stay Alive (15x7x5mm) (5 Pack) (DCC) ..... £113

#### DCC accessory decoders



PC2 One Touch DCC Quad Point Controller x 4 (Tra) . £32

#### DCC controllers

R8235 DCC Select Walkabout R8236 RJ12 connecting lead (Hor) ... £63



36-500 EZ Command DCC controller - boxed (Bac) £75.18

#### DCC accessories

##### Point motors

DCP-CB12 Cobalt slow-action analogue point motor x 12 (DCC) ... £135  
DCP-CB6 Cobalt slow-action analogue point motor x 6 (DCC) ..... £75  
DCP-CB6D Cobalt slow-action digital DCC point motor x 6 (DCC) ..... £110  
R8014 Mark 2 Point Motor (Hor) ..... £7

#### Electronic components

DCD40 Reverse loop control module (Gau) ..... £32

#### Lighting equipment

DML-GWRSWVP 6 upright platform lamps and 2 swan-neck wall lamps - GWR (DCC) ..... £69.95  
CL2 Standard Coach Lighting Strips - Warm White (Tra) ..... £17

#### Cables & Wires

PL-80 Power feed joiners - Code 100/124 (x4 pairs) (Pec) ..... £6

#### Spares



36-026 10 x Mk2 Couplings mini type - long (Bac) . . . £4.68  
SL-111 Finescale insulated rail joiners/fishplates (Code 70, 75 & 83) for OO & HO gauge - Pack of 12 (Pec) ..... £2.30  
SL-110 Finescale rail joiners/fishplates (for code 70, 75 & 83) for OO & HO gauge - Pack of 24 (Pec) ..... £2.20  
SL-11 Insulated rail joiners/fishplates (for OO, HO & O gauge code 100 rails incl. Hornby, Peco & Peco Streamline) - Pack of 12 (Pec)..... £2



SL-10 Metal rail joiners/fishplates (for code 100 rails incl Hornby, Peco & Peco Streamline). For OO, HO & O gauge - Pack of 24 (Pec) ..... £2



36-030 Mk2 Couplings NEM shaft (straight) pocket x 10 (Bac) ..... £6  
19KADEM NEM-362 Long Coupler - 10.61 mm (27/64") (w/o Draft Gear Boxes) (2 pair) (Kad) ..... £3.50  
GM50 OO/HO gauge loco wheel cleaner (Gau)..... £24

#### Wheel sets

R8218 14.1 mm coach wheels (pack of 10) (Hor) ..... £5  
R8264 14.1mm 2 hole coach wheels (pack of 10) (Hor) ..... £5



#### Buildings - railways

PO213 2 Road Red Brick Engine Shed & Workshop Building (Card Kit) (Met) £13  
44-086\* Ash Plant (based on Camforth, Lancashire) (Bac) (list £79.95) ..... BARGAIN ..... £47



LK-20X Double length overall arched station roof (Pec) £18  
44-141 Double track 1970's & 80's diesel depot (Bac) (list £79.95) BARGAIN £49



R9783 Lineside Huts (2 Pack) (Hor) NEW ..... £7.50  
R9780 Locomotive Shed (Hor) ..... £45.60  
44-184 Mechanical Wash Plant (96 x 96 x 75mm) (Bac) ..... £33.96  
PO216 Platform kit in red brick - Makes up to 8ft (Card Kit) (Met) ..... £9



PO400 Platform Underpass (Met) NEW ..... £6



R9776 Signal Box Small (Hor) NEW ..... £8.30



R8009 Station Terminus (London Road) (Hor)..... £41  
LK-80 Train Shed Unit (Pec) ..... £23




LK-200 Wooden Station OO/HO (Pec) NEW ..... £13

#### Man-made scenic structure - railway-related



89121 21.5 metre (90ft) Motorised turntable - ready for installation. Upgraded 89111. For HO/OO scales. DCC ready (Hel) ..... £199  
LK-55 76ft Well type turntable (Pec) ..... £39  
R083 Buffer Stop (Hor) ..... £1.40  
R083 Box of 6 (Hor) ..... £8  
R8227 Building/Trakmat Accessories Pack 1. Contains 1 x R8001, 1 x R171, 2 x R464, 1 x R460 (Hor) ..... £24  
R636 Double track level crossing (Hor) ..... £18



R070 Electrically Operated Turntable (Hor) ..... £59  
44-129 Fuel Storage Tank (110 x 55 x 60mm) (Bac) ..... £25.46  
SL-43 Loco Lift and storage unit (Pec) ..... £11  
SL-40 Rail built buffer stop (Pec) ..... £1.40  
R334 Station canopy (Hor) ..... £19  
R460 Straight Platform (Hor) ..... £3.50

#### Signals

DS1 One Touch DCC Signal Home (R/G) (Tra)..... £22



4L-002-001 Signal - Motorised, LMS home (OOSIGN3) (Dap)..... £22

4L-001-001 Signal - Motorised, Square post GWR home lower quadrant (OOSIGN1) (Dap) ..... £22  
4L-002-002 Signal - Motorised, Square post LMS distant upper quadrant (ex-OOSIGN4) (Dap) ..... £22

#### Buildings - general

44-134 1930's Semi Detached Houses (140 x 70 x 110mm) (Bac) . £33.96



R9791 Crescent House (Hor) NEW ..... £22.80  
R9773 Kings Arms - Skaledale 'The Street' Collection (Hor) ..... £25  
44-209 Low Relief Butchers Shop Awning (Bac) ..... £15  
PO276 Low relief terrace house backs - red brick (Met) ..... £10



R9766 Maestro Market - Skaledale 'The Street' Collection (Hor) NEW ..... £25  
R9764 Newagent George Cannon - Skaledale 'The Street' Collection (Hor) £22.80  
PO261 Pair of red brick terraced houses (Card Kit) (Met) ..... £9



R9798 Public Conveniences (Hor) NEW ..... £7.50



R9758 Rainbow Carpets - Low Relief (Hor) NEW .. £15.90  
PO272 Terraced shop fronts - brick - 128 (w) x 73 (d) mm (Met)..... £13



R9794 The Barn Workshop (Hor) NEW ..... £13.60



PO410 Wooden Pavilion (Met) NEW ..... £6  
Man-made scenic structure - non-railway  
LK-45 Flexible field fencing. Approx 1066mm (42in). 5 pieces (Pec) £2.50



R9762 Holiday Coach Access Steps (Hor) NEW ..... £9.80



R076 Foot Bridge (Hor) ..... £14



R8008 Grand suspension bridge (Hor) ..... £39  
44-225 Low Relief Retaining Walls (168 x 10 x 85mm) (Bac) ..... £14.41  
537 Retaining Walls x 2 (350mm long) (Rat) ..... £7  
R8744 Straight walls x 3 - Skaledale 'Gasworks' range (Hor) ..... £11



#### People - civil



36-407 1950s Train Crew x 6 (Bac) ..... £6.21



36-047 Locomotive staff x 6 (Bac) ..... £6.21  
36-045 Station passengers sitting x 6 (Bac) ..... £6.21  
36-044 Station passengers standing x 6 (Bac) ..... £6.21



Track - Code 100 Setrack  
ST-245 Setrack curved double radius left handed point insulfrog (Pec) £12  
ST-244 Setrack curved double radius right handed point insulfrog (Pec) ..... £12

ST-201 Setrack double straight (Pec) ..... £1.75  
ST-226 Setrack No.2 radius double curve (Pec) ..... £2.30  
ST-241 Setrack No.2 radius left handed point insulfrog (Pec) ..... £7.50



ST-240 Setrack No.2 radius right handed point insulfrog (Pec) ..... £7.50  
ST-231 Setrack No.3 radius double curve (Pec) ..... £2.25  
ST-236 Setrack No.4 Radius Standard Curve. No 'double' version produced - use 16 to form a circle (Pec) ..... £2



ST-204 Box of 24 Setrack Quad Straight (Pec) ..... £68  
ST-204 Single (Pec) ..... £3

#### Track - Code 100 Streamline




SL-100 Pack of 25 1 yard (91.5cm) length of Code 100 Wooden-sleeper nickel silver flexible track (Pec) ..... £64  
SL-100 Single (Pec) ..... £2.80



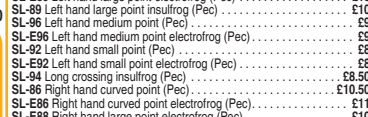
SL-102 Pack of 25 1 yard (91.5cm) length of Nickle Silver concrete-sleeper flexible track (Pec) ..... £62  
SL-102 Single (Pec) ..... £2.75  
SL-E99 3 way medium radius point electrofrog (Pec) ..... £22



SL-99 3 way medium radius point insulfrog (Pec)..... £22



SL-90 Double slip insulfrog (Pec) ..... £28  
SL-87 Left hand curved point (Pec) ..... £10.50  
SL-E87 Left hand curved point electrofrog (Pec) ..... £11  
SL-E89 Left hand large point electrofrog (Pec) ..... £10  
SL-89 Left hand large point insulfrog (Pec) ..... £10  
SL-96 Left hand medium point (Pec) ..... £9  
SL-E96 Left hand medium point electrofrog (Pec) ..... £9  
SL-92 Left hand small point (Pec) ..... £8  
SL-E92 Left hand small point electrofrog (Pec) ..... £8  
SL-94 Long crossing insulfrog (Pec) ..... £8.50  
SL-86 Right hand curved point (Pec) ..... £10.50  
SL-E86 Right hand curved point electrofrog (Pec) ..... £11  
SL-E88 Right hand large point electrofrog (Pec) ..... £10  
SL-88 Right hand large point insulfrog (Pec) ..... £10  
SL-95 Right hand medium point (Pec) ..... £9  
SL-E95 Right hand medium point electrofrog (Pec) ..... £9  
SL-91 Right hand small point (Pec) ..... £8  
SL-E91 Right hand small point electrofrog (Pec) ..... £8  
SL-83 Short crossing insulfrog (Pec) ..... £8  
SL-80 Single slip insulfrog (Pec) ..... £27



SL-102F 1 yard (91.5cm) length of finescale Nickle Silver concrete-sleeper flexible track (Pec) ..... £3  
SL-102F Pack of 25 (Pec) ..... £64

#### Track - Code 75 FineScale Streamline



SL-100F Pack of 25 1 yard (91.5cm) length of Nickel Silver Finescale flexible track (Pec) ..... £64  
SL-100F Single (Pec) ..... £2.95  
SL-E199 3 way finescale medium radius point electrofrog (Pec) ..... £24  
SL-E196 Code 75 Medium Radius Concrete sleeper turnout RH (Pec) ..... £11  
SL-E190 Finescale double slip electrofrog (code 75 Rail) (Pec) ..... £31  
SL-E187 Finescale left hand curved point electrofrog (Pec) ..... £11  
SL-E189 Finescale left hand large point electrofrog (Pec) ..... £10.50  
SL-E196 Finescale left hand medium point electrofrog (Pec) ..... £9.50  
SL-E192 Finescale left hand small point electrofrog (Pec) ..... £10  
SL-E186 Finescale right hand curved point electrofrog (Pec) ..... £11  
SL-E188 Finescale right hand large point electrofrog (Pec) ..... £10.50  
SL-E195 Finescale right hand medium point electrofrog (Pec) ..... £11  
SL-E191 Finescale right hand small point electrofrog (Pec) ..... £10  
SL-E180 Finescale single slip electrofrog (code 75 rail) (Pec) ..... £29



SL-100F Pack of 25 1 yard (91.5cm) length of Nickel Silver Finescale flexible track (Pec) ..... £64  
SL-100F Single (Pec) ..... £2.95  
SL-E199 3 way finescale medium radius point electrofrog (Pec) ..... £24  
SL-E196 Code 75 Medium Radius Concrete sleeper turnout RH (Pec) ..... £11  
SL-E190 Finescale double slip electrofrog (code 75 Rail) (Pec) ..... £31  
SL-E187 Finescale left hand curved point electrofrog (Pec) ..... £11  
SL-E189 Finescale left hand large point electrofrog (Pec) ..... £10.50  
SL-E196 Finescale left hand medium point electrofrog (Pec) ..... £9.50  
SL-E192 Finescale left hand small point electrofrog (Pec) ..... £10  
SL-E186 Finescale right hand curved point electrofrog (Pec) ..... £11  
SL-E188 Finescale right hand large point electrofrog (Pec) ..... £10.50  
SL-E195 Finescale right hand medium point electrofrog (Pec) ..... £11  
SL-E191 Finescale right hand small point electrofrog (Pec) ..... £10  
SL-E180 Finescale single slip electrofrog (code 75 rail) (Pec) ..... £29

#### Track & Points



R8090 Pack of 24 1 single yard length of Semi-Flexible Track (Hor) ..... £79  
R8090 Single (Hor) ..... £3.50  
R605 1st radius double curve (8 make a circle) (Hor) ..... £2.50  
R605 Circle of 8 (Hor) ..... £15  
R607 2nd radius double curve track (8 make a circle) (Hor) ..... £2.25  
R607 Circle of 8 (Hor) ..... £18



R609 Circle of 8 3rd radius double curve track (8 make a circle) (Hor) ..... £22  
R609 Single (Hor) ..... £3





**UK P&P £4 PER ORDER**  
**£2 per single diecast item**

**£7 guaranteed Next Day delivery**  
(Orders before 2pm)



R8262 Double 4th radius curve (8 make a circle) (Hor) . £3



R601 Box of 24 Double Straight (Hor) . . . . .£49  
R601 Single (Hor) . . . . .£2.25



R8074 Left hand curved point (Hor) . . . . .£14.40



R8072 Left Hand Standard Point (Hor) . . . . .£9  
36-872 Left-hand standard point (Bac) . . . . .£7.52



**BARGAIN**  
36-603 Box of 10 Long straight track nickel silver (same as R603) (Bac) (list £32.50) . . . . .£24.80  
36-603 Single (Bac) . . . . .£2.76  
R8075 Right hand curved point (Hor) . . . . .£14.40  
R8073 Right Hand Standard Point (Hor) . . . . .£9  
36-873 Right-Hand Standard Point (Bac) . . . . .£7.52  
R610 Short Straight (Hor) . . . . .£1.50  
R621 Single 970mm length of flexible track (Hor) . . . . .£3  
R621 Pack of 24 (Hor) . . . . .£66



R600 Box of 24 Standard Straight (Hor) . . . . .£33  
R600 Single (Hor) . . . . .£2  
ST-100 Slanter Track Set (Pec) . . . . .£52

### Track underlay



GM200 5 metres of realistic grey ballasted OO gauge underlay (Gau) . . . . .£19  
SL-50 Roll of foam track underlay sleeper indentation. Suitable for Setrack and Streamline 5m long (16' 4") (Pec) . . . . .£8  
R638 Roll of track foam underlay Approx. 4880mm (16ft) (Hor) . . . . .£9

### Railway publications

36-2014 Bachmann Branchline 2014 25th Anniversary Catalogue (Bac) . . . . .£6.38

### Buses

35212 36" BET 6 Bay Single Lamp "Sheffield Transport" (EFE) . . . . .£24  
29907 AEC 10T10 coach "Greenline" (EFE) . . . . .£21



34207 AEC RLH Weymann d/deck bus "Midland General" (EFE) . . . . .£24  
B111A Bristol Lodekka LR Open Door Crosville (K20) (Bas) . . . . .£21  
B111B Bristol Lodekka SR Closed Door Crosville (C84) (Bas) . . . . .£21  
B111C Bristol Lodekka SR Csd Door Crosville (H16) (Bas) . . . . .£21



32308EFE Bristol RELH Coach - "West Yorkshire" (EFE) **NEW** . . . . .£26



38118 Bristol VRT "Eastern National" (EFE) **NEW** . . . . .£28



38115 Bristol VRT - "Western S.M.T." (EFE) **NEW** . . . . .£26



**NEW**  
28908 GM Standard Atlantean "East Kent" (EFE) **NEW** £26  
NB004bs Leyland Leopard Duple Dominant II Coach - "Grey-Green" (Circa 1978 - 1993) (Bas) **NEW** . . . . .£7.99  
NB005bs Leyland Leopard Duple Dominant II Coach - "Maidstone & District" (Circa 1979 - 1994) (Bas) **NEW** . . . . .£7.99  
16537 Leyland MCW Atlantean "Wallasey Corporation" (EFE) . . . . .£26



**NEW**  
29704 Leyland Olympian "Bristol N.B.C." (EFE) **NEW** . £24  
16136 Leyland PD2 Highbridge "C.I.E. Southern Ireland" (EFE) . . . . .£32



76LRT004 Leyland Royal Tiger "Maidstone & District" (Oxf) . . . . .£12



**NEW**  
76LRT005 Leyland Royal Tiger Cumberland (Oxf) **NEW** £12



76LRT002A Leyland Royal Tiger Southdown (Oxf) . . . . .£12



**NEW**  
20648 Plaxton Pointer Dart - "Brighton & Hove" (EFE) **NEW** . . . . .£25  
76WFA001 Weymann Fanfare 1950s coach "South Wales" (Oxf) . . . . .£13



76WFL001 Weymann Fanfare Leyland Southdown (Oxf) £12  
OM46707B Wright Eclipse 2 Petularia Express, X55 Hull City Centre (Cor) . . . . .£30

### Cars

76MC002 BMW Mini in Midnight black & red (Oxf) **NEW** . . . . .£4.75  
76DIS003 Land Rover Discovery 4 Aintree Green (Oxf) **NEW** . . . . .£4.75  
76MINGT002 Mini 1275GT in black (Oxf) **NEW** . . . . .£4.75

### Commercial vehicles



**NEW**  
37602 AEC Ergomatic 2 axle flatbed "London Brick Co. - Phorpres" (EFE) **NEW** . . . . .£22



**NEW**  
76AEC017 AEC Matador 2nd Batt Gordon Highlanders (Oxf) **NEW** . . . . .£11  
DA81 AEC Mercury artic flatbed long packing cases load "British Railways" (circa 1955-1965) (Bas) **NEW** . . . . .£11  
76ATKL002 Atkinson 8 Wheel Flatbed "Chivers" (Oxf) . . . . .£12  
EM76308 Austin K2 Compton's coal merchants flatbed sacks and headboard (Pec) . . . . .£7  
76BD012 Bedford OX Queen Mary Trailer Wynns (Oxf) . . . . .£13  
76BD006 Bedford OY Dropside BRS (Oxf) . . . . .£9  
76TCAB06CC Coca Cola Coke Zero (Oxf) . . . . .£18  
76TCAB04CC Coca Cola T Cab Box Trailer (Oxf) . . . . .£19  
DA76 Commer Bulk Tipper National Coal Board (circa 1954-1964) (Bas) . . . . .£7.99



76LVC001 ERF LV Flatbed in red (Oxf) . . . . .£13  
76FOW003 Fowler B6 Locomotive WW1 France (Oxf) . . . . .£12  
DA83 Karrier Bantam Artic Dropside "British Railways" (circa 1953-1963) (Bas) . . . . .£9.99



76LVC001 ERF LV Flatbed in red (Oxf) . . . . .£13  
76FOW003 Fowler B6 Locomotive WW1 France (Oxf) . . . . .£12  
DA83 Karrier Bantam Artic Dropside "British Railways" (circa 1953-1963) (Bas) . . . . .£9.99



76LRF003 Land Rover Defender 90 Station Wagon Orkney Grey (Oxf) **NEW** . . . . .£4.75



**NEW**  
76LAN2008 Land Rover Series II Dublin Fire Brigade (Oxf) **NEW** . . . . .£4.95



**NEW**  
76LAN2007 Land Rover Series II LWB Station Wagon 44th Home Counties Infantry Div (Oxf) **NEW** . . . . .£4.95



**NEW**  
76LAN2010 Land Rover Series II Station Wagon British Railways (Oxf) **NEW** . . . . .£4.95



**NEW**  
76LAN2009 Land Rover Series II Tow Truck Bronze Green (Oxf) **NEW** . . . . .£4.95  
76SET16 Land Rover Transporter set transporter & 8 vehicles (Oxf) . . . . .£40  
DA85 Leyland FG Integral Van "Fire Brigade Decontamination Unit" (circa 1963-1978) (Bas) **NEW** . . . . .£7.99



**NEW**  
76M007 Morris J Ice Cream Tonibell (Oxf) **NEW** . . . . .£4.75



**NEW**  
76M009 Morris J Van Devon General (Oxf) **NEW** . . . . .£4.75



**NEW**  
76SC110002 Scania 110 Flatbed Trailer "BRS" (Oxf) **NEW** £13



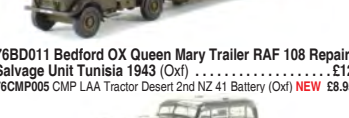
76SHL01CT Scania Highline CombiTrailer & Container "Eddie Stobart" (Oxf) . . . . .£20  
76TCAB005CC Scania T Cab Coca Cola Polar Bears (Oxf) . . . . .£18  
76TCAB003 Scania T Cab Topline Curtainside J H Yates & Sons Ltd (Oxf) . . . . .£18



76DBU001 Scania Topline Drawbar Unit "Eddie Stobart" (Oxf) . . . . .£22



76ATV007 Austin ATV RAF (Oxf) . . . . .£7.95



76BD011 Bedford OX Queen Mary Trailer RAF 108 Repair Salvage Unit Tunisia 1943 (Oxf) . . . . .£12  
76CMP005 CMP LAA Tractor Desert 2nd NZ 41 Battery (Oxf) **NEW** £8.95



76COM001 Commer Commando 1 1/2 decker bus RAF blue (Oxf) . . . . .£12



76COM002 Commer Commando BOAC (Oxf) . . . . .£13  
76SP004 Pioneer Artillery Tractor "Royal Artillery 1st Army" (Oxf) . . . . .£9

76SP005 Pioneer Recovery Tractor "RAF Blue Scammell" (Oxf) . . . . .£9

### Public Service vehicles



76SCA02HB Scania 380 Horsebox Police (Oxf) **NEW** . £14

CE00608 Tram car in red (Bac) . . . . .£54

BS-HO-01 HO/OO Scale Ballast Spreader (Pro) . . . . .£11

### Trams

### Tools

### N Gauge Steam locos



2S-006-003 Class 14xx steam loco 1456 in BR early black & autococh W198W in carmine & cream (Dap) . . . . .£67



2S-006-004 Class 14xx steam loco 1464 in BR early black & autococh W191W in maroon (Dap) . . . . .£67  
372-625 Class 2MT Ivatt 2-6-0 46521 in BR lined green late crest (Gra) . . . . .£93.46  
372-627 Class 2MT Ivatt 2-6-0 6404 in LMS black (Gra) . . . . .£93.46



2S-015-002 Class 2MT Ivatt 2-6-2 in BR black early emblem (Dap) . . . . .£53



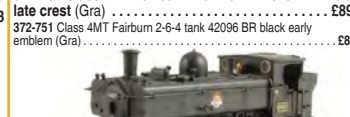
2S-015-001 Class 2MT Ivatt 2-6-2 in LMS black (Dap) . . . . .£53



2S-014-001 Class 45xx 2-6-2 4518 in GWR green (Dap) £53  
2S-010-002 Class 49xx Hall steam loco 4914 "Cranmore Hall" in BR lined green late crest (Dap) . . . . .£95



372-752 Class 4MT Fairburn 2-6-4 tank 42073 in BR black late crest (Gra) . . . . .£89.21  
372-751 Class 4MT Fairburn 2-6-4 tank 42096 BR black early emblem (Gra) . . . . .£89.21



372-752 Class 4MT Fairburn 2-6-4 tank 42073 in BR black late crest (Gra) . . . . .£89.21  
372-751 Class 4MT Fairburn 2-6-4 tank 42096 BR black early emblem (Gra) . . . . .£89.21



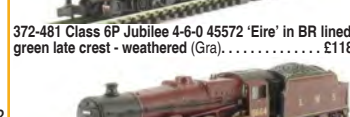
2S-007-007 Class 57xx Pannier #4607 in BR black early crest (Dap) . . . . .£61



2S-007-008 Class 57xx Pannier #5764 GWR green 'Great Western' lettering (Dap) . . . . .£61  
2S-007-012 Class 57xx Pannier 0-6-0 5764 in Great Western green (Dap) . . . . .£61  
2S-007-012D Class 57xx Pannier 0-6-0 5764 in Great Western green - DCC Fitted (Dap) . . . . .£82  
2S-007-013 Class 57xx Pannier 0-6-0 9744 in British Railways green (Dap) . . . . .£61  
2S-007-013D Class 57xx Pannier 0-6-0 9744 British Railways green - DCC fitted (Dap) . . . . .£88  
2S-007-004 Class 57xx Pannier tank steam loco 9741 British Railways green (Dap) . . . . .£61



372-481 Class 6P Jubilee 4-6-0 45572 'Eire' in BR lined green late crest - weathered (Gra) . . . . .£118.96



372-480 Class 6P Jubilee 4-6-0 5664 'Nelson' in LMS Crimson (Gra) . . . . .£110.46  
2S-001-001D Class 7800 Manor 4-6-0 7801 "Anthony Manor" in GWR green shirburn emblem, DCC Fitted (Dap) . . . . .£119  
2S-001-000 Class 7800 Manor 4-6-0 7810 "Draycott Manor" in BR lined green late crest (Dap) . . . . .£100



## Looking for past products?

[www.ehattons.com/latestpreowned](http://www.ehattons.com/latestpreowned)

SL-389 Left hand large point insulfrog (Pec)	£9
SL-396 Left hand medium point electrofrog (Pec)	£8
SL-396 Left hand medium point insulfrog (Pec)	£8
SL-E388 Right hand large point electrofrog (Pec)	£9
SL-388 Right hand large point insulfrog (Pec)	£9
SL-E395 Right hand medium point electrofrog (Pec)	£8
SL-395 Right hand medium point insulfrog (Pec)	£8

## Track - Code 55 Finescale Streamline



SL-300F Pack of 30 1 yard (91.5cm) length of Finescale Nickel Silver flexible track (Pec)	£68
SL-300F Single (Pec)	£2.90
SL-302F 1 Yard of Nickel Silver Flexible Track Concrete Sleepers (Pec)	£3
SL-302F Pack of 30 (Pec)	£78
SL-E399F 3-way finescale turnout (Pec)	£26
SL-E387F Finescale curved double radius left hand point electrofrog (Pec)	£9.50
SL-E386F Finescale curved double radius right hand point electrofrog (Pec)	£9.50
SL-E390F Finescale double slip electrofrog (Pec)	£31
SL-390F Finescale double slip insulfrog (finescale only) (Pec)	£31
SL-E399F Finescale left hand large point electrofrog (Pec)	£9.50
SL-E396F Finescale left hand medium point electrofrog (Pec)	£8.50
SL-E392F Finescale left hand small point electrofrog (Pec)	£8.50
SL-E388F Finescale right hand large point electrofrog (Pec)	£9.50
SL-E395F Finescale right hand medium point electrofrog (Pec)	£8.50
SL-E383F Finescale scissors crossover electrofrog (Pec)	£52
SL-E397F Finescale Y Point. Electrofrog (Pec)	£10

## Buses



NUT004 Guy Arab Birmingham (Oxf) NEW	£5.95
NB003bs Leyland Leopard Duple Dominant II Coach - 'Ribble' - NBC' (Circa 1978 - 1993) (Bas) NEW	£7.99

## Commercial vehicles

N037 AEC Matador flatbed & drawbar trailer 'Pickfords' (circa 1950-1960) (Bas) NEW	£8
N032 AEC Monarch flatbed & drawbar trailer 'Wynns Heavy Haulage' (circa 1946-1956) (Bas) NEW	£8
NPB004 Commer PB Crossville (Oxf) NEW	£4.25
NFG003 Foden FG Dropside Pickfords (Oxf) NEW	£4.95
NUT003 1 Guy Arab Utility Midland Red - Correct Colour (Oxf) NEW	£5.95



N042 Karrier Bantam Dropside 'M G Williams' (Circa 1977 - 1987) (Bas) NEW	£4.99
---	-------



NSCA003 Scania Highline Tipper 'Ian S Roger - The Forgie Norseman' (Oxf)	£11
--	-----



NTCAB004 Scania T Cab Tipper Metropolitan Demolition (Oxf) NEW	£11
--	-----

## HO Gauge (1:87 Scale)

## Point motors

DCP-CB12 Cobalt slow-action analogue point motor x 12 (DCC)	£135
DCP-CB6 Cobalt slow-action analogue point motor x 6 (DCC)	£75

## Electronic components

DCC40 Reverse loop control module (Gau)	£32
---	-----

## Lighting equipment

DML-GWRSWVP 6 upright platform lamps and 2 swan-neck wall lamps - GWR (DCC)	£69.95
---	--------

## Spares

GM50 OO/HO gauge loco wheel cleaner (Gau)	£24
---	-----

## O Gauge (1:43 Scale)

## Steam locos

BL99032C J39 0-6-0 Freight loco 1586 LNER black (Bas)	£390
BL99031C J39 0-6-0 Freight loco 64816 in BR black late crest (Bas)	£390

## Diesel locos



4051 Class 40 1Co-Co1 in BR blue full yellow ends (Hel)	£500
---	------



4050 Class 40 1Co-Co1 in BR green small yellow panels (Hel)	£500
---	------



## Wagons



7F-031-001 6-wheel milk tanker in 'Express Dairies' (Dap)	£62
7F-071-003 7-plank wagon 'Edinburgh' (Dap)	£35

## Point motors

DCP-CB12 Cobalt slow-action analogue point motor x 12 (DCC)	£135
DCP-CB6 Cobalt slow-action analogue point motor x 6 (DCC)	£75

## Track - Code 124 Bullhead Streamline



SL-700BH Box of 12 1 Yard O Gauge Flexible Nickel Silver Track (Bullhead Nickel Silver Rail) (Pec)	£60
SL-700BH Single (Pec)	£6
SL-E790BH Double slip (8 degree angle). Electrofrog (Pec)	£75
SL-E787BH Left hand O gauge curved turnout (Pec)	£47
SL-E792BH Left hand point bullhead rail and electrofrog (Pec)	£38
SL-E786BH Right hand O gauge curved turnout (Pec)	£47
SL-E791BH Right hand point bullhead rail and electrofrog (Pec)	£38

## Cars

43HT002 Healey Tickford in black (Oxf)	£18
--	-----



43HT001 Healey Tickford in maroon Monte Carlo 1953 (Oxf)	£18
43LE004 Lotus Elan + 2 in black & silver (Oxf) NEW	£18

## G Scale

## Train sets - analogue

90087 Thomas' Christmas Delivery train set (Thomas the Tank range) (Bac)	£260
90087B Thomas' Christmas Delivery train set brass track (Thomas the Tank range) (Bac)	£289

## Any or Multiple Scales

## Analogue controllers

COMBI Combi 12v 1Amp Single Track Controller Transformer (Gau)	£30
DF Double/Twin power unit feedback (Gau)	£79
D Double/Twin track power controller (Gau)	£69
Q Quadruple 4 circuit power controller (Gau)	£130
W Walkabout circuit controller (Gau)	£29

## Analogue power supplies


M1 Transformer Output 2 x 16v AC 1A (Gau)	£37
CDU Capacitor Discharge Unit (Gau)	£11
PL-35 Capacitor Discharge Unit Mk2 (Pec)	£12
PL-15 Twin Microswitch (Pec)	£6

## DCC decoders

10311-02 2-function 2-sided 0.5/0.8A Silver mini decoder NEM651 plug (Len)	£29
10310-02 2-function 2-sided 0.5/0.8A Silver mini wired decoder (Len)	£29
10321-01 21-pin 4-function 1-sided 1.1A Silver decoder (Len)	£25
DCR-8PIN-2SAX 8-pin (harness) 2-function 1.1Amp small & thin decoder back EMF (Hat)	£11
DCR-8PIN-2SAX Box of 5 (Hat)	£50
DCR-8PIN-2SAX Box of 10 (Hat)	£90



DCR-8PIN-Harness 8-pin (harness) 4-function 1.1Amp decoder back EMF (Hat)	£10
DCR-8PIN-Harness Box of 5 (Hat)	£48
DCR-8PIN-Harness Box of 10 (Hat)	£94



10231-01 8-pin 3-function 1-sided 1/1.8A decoder (Outputs A, B & C) (Len)	£18
---	-----



36-553 8-pin 3-function 1A decoder back EMF (Bac)	£15.50
10331-01 8-pin 4-function 1-sided 1.1A Silver decoder (Len)	£24
55400-21 Loksound V4 21-pin sound decoder (ESU) NEW	£99
55400-06 Loksound V4 6-pin sound decoder (ESU) NEW	£99
55400-08 Loksound V4 8-pin sound decoder (ESU) NEW	£99

## DCC accessory decoders

DCD-AD2FX COBALT 1p Accessory Decoder (2 Way) (DCC) NEW	£13
DCD-AD8FX COBALT 1p Accessory Decoder (8 Way) (DCC) NEW	£41



DCD-ADS8FX COBALT Solenoid Accessory Decoder (8 Output) (DCC)	£56
---	-----

## DCC controllers



50200 ECOS Command Station DCC controller full colour LCD touch screen & dual controllers motorised dials & easy CV (ESU)	£509
---	------



DCC02 Prodigy "Advance 2" starter DCC controller package (Gau)	£215
--	------



DCC03 Prodigy "Advance 2" Wireless starter DCC controller package (Gau)	£369
DCD14 Prodigy Advance 2 Backlit Walkaround controller (Gau)	£99



DCD01 Prodigy Express Package. Can be extended the DCC13 Walkaround or DCC51 Wireless (Gau)	£124
---	------



524-027 SB5 Smart Booster Entry level 5A DCC system for use Power Cab controller (NCE)	£144
--	------

## DCC accessories

11150 L11510 (LS150) Switch Module 6 AC Outputs (Len)	£41
23151 USB DCC computer interface and ethernet gateway software (Len)	£124

## Point motors

PL-9 5 Mounting Plates for use PL-10E (Pec)	£2.25
DCP-CB12IP COBALT 1p Slow Action Analogue Point Motor (12 Pack) (DCC) NEW	£146
DCP-CB8IP COBALT 1p Slow Action Analogue Point Motor (8 Pack) (DCC) £82	
DCP-CB11P COBALT 1p Slow Action Analogue Point Motor (Single) (DCC)	£14
DCP-CB11P COBALT 1p Slow Action Digital Point Motor (Single) (DCC)	£17
DCP-CB12 Cobalt slow-action analogue point motor x 12 (DCC)	£135
DCP-CB12 Cobalt slow-action digital DCC point motor x 12 (DCC)	£21
DCP-CB12 Cobalt slow-action digital DCC point motor x 12 (DCC)	£180
PL-10W High performance turnout point motor (Pec)	£8
PL-10WE High performance turnout point motor extended pin (Pec)	£8



PL-10 Bag of 6 Point Motor (Switch Machine) (Pec)	£26
PL-10 Single (Pec)	£4.50



PM-2 Seep point motor (Gau)	£3.50
-----------------------------	-------



PM-1 Seep point motor accessory switch (Gau)	£4
PL-11 Side mounted point motor (Pec)	£7

## Switches &amp; Levers

GM510 A5H Single Pole Double Throw Momentary Contact Mini-toggle for Point Motors (Gau)	£2.50
PL-13 Accessory Switch for fitting to turnout motor PL10 (Pec)	£2.50
DCP-CBS12 Cobalt S - Lever all accessories - unpainted x 12 (DCC)	£165
DCP-CBS6 Cobalt S - Lever all accessories - unpainted x 6 (DCC)	£90

PL-26B Passing Contact Switch - Black Lever (Pec)	£4.50
---	-------



PL-26R Passing Contact Switch - Red Lever (Pec)	£4.50
---	-------



PL-26W Passing Contact Switch - White Lever (Pec)	£4.50
---	-------

## Accessories

SL-14 Track Fixing Pins (Pec)	£1.25
-------------------------------	-------

## Track underlay

GM130 Cork sheet - 1/16 thickness 3' x 2' (600 x 900mm) approx (Gau)	£5.90
JCS18L Cork Sheet - 1/8" Thick 24" x 36" (Jav)	£8

## Railway publications

Metalcraft Issue 137 Metalcraft Catalogue of all N and OO card products (Met) NEW	£0.30
---	-------

## Tools

RC9001 25 Piece Sanding & Shaping set to fit all mini rotary tools (Mod)	£9.95
PTK1003 3 x G-Clamps and Magnet (Mod) NEW	£4.96
RC9002 30 Piece Cleaning & Polishing set to fit all mini rotary tool (Mod)	£4.96
PKN1200 5 x #2 Blades (Mod) NEW	£2.75
RC9005 60 piece Cutting & Grinding set to fit all mini rotary tools (Mod)	£11.95
PTK1009 9 Piece Plastic Modelling Tool Set (Mod) NEW	£9.95
PKN6004 A4 Cutting Mat (Mod) NEW	£4.96
PH1287-01 Ball Head Hammer 1oz (28g) (Mod) NEW	£4.50
PFL6002 Combination Pliers - Snipe nose, serrated 125mm (Mod) NEW	£3.76
PFL6002 Diamond Needle File Set (Mod) NEW	£10.75
LC1850 Dual Purpose Neck & Desk Magnifier (Mod) NEW	£11.95
PTW1265-3 Fine Stainless Steel Tweezers (Mod) NEW	£3.95
PPL6001 Flat Nose Combination Pliers (Mod) NEW	£3.76
XU2175B Flexible track cutters (XURON) (Gau)	£15
LC1890 Handheld Magnifier (Mod) NEW	£6.95
PVC7002 Hobby Bench Vice (Mod) NEW	£7.50
PVC7006 Hobby Bench Vice (Mod) NEW	£10.96
PKN2301 Hobby Knife #1 (Mod) NEW	£2.75
LC1901 LED Handheld Magnifier (Mod) NEW	£11.95
PL-71 Loco servicing kit - servicing cradle, inflator, Powerlube, brush & scraper (Pec)	£16
PKN2302 Medium Hobby Knife (Mod) NEW	£3.25
RC-12 Mini Rotary Tool Kit (Mod) NEW	£29.99
PTW1127 Reverse Action Tweezers Straight Tip / Fibre Grip (Mod) NEW	£3.95



DCM-RR46 Rolling Road - Active Set - 6 Way - For OO, N, HO, TT Gauge - See Description (ex DCP101) (DCC)	£61
PKN1214-3-11 Scalpel Set Stainless Steel (Mod) NEW	£4.96
PPL6005 Side Cutter (Mod) NEW	£3.76
PPL6003 Snipe Nose Pliers Bent Jaw (Mod) NEW	£3.76
PLR400 Spring Loaded Finger Sander (40mm, medium grade) (Mod) NEW	£5.75
PDT52003 Stainless Steel Carvers x3 Double Ended (Mod) NEW	£6.76
PDT51973 Stainless Steel Probes x3 (Mod) NEW	£5.75
PPL6004 Top Cutter (Mod) NEW	£3.76
PH5111 Watchmakers Style Hammer (Mod) NEW	£5.95
PSA35-100 Zona #100 3-in-1 Saw Set (Mod) NEW	£14.50
PSA35-500 Zona #500 Universal Razor Saw (Mod) NEW	£12.50
PSA35-260 Zona Aluminium Mitre Box (Mod) NEW	£15.95

## OVERSEAS CUSTOMERS

Countries outside the EU can deduct 1/6th VAT (tax) from prices then add postage. All overseas postage charged at cost. Please specify airmail or surface mail. Airmail cost generally similar to the VAT deduction. Only Airmail now available on heavy orders over 2kg unless order can be split. Card or Sterling Bankers Drafts best methods of payment on export orders. BFPO deduct 1/6th VAT, postage £5 (some BFPOs require supplement).

All items illustrated at our premier and secure website [www.ehattons.com](http://www.ehattons.com) within minutes of arrival. Live stock information you can trust. Place your orders in confidence.

Mastercard, Delta or Visa Card orders welcome by phone, letter or fax (quote expiry date and CVV number - last 3 digits on reverse of card). We also accept Switch, Maestro & Solo (quote issue number, start date and expiry date).

Tel: 0151 733 3655

Fax: 0151 734 4040

PLEASE ALWAYS QUOTE PRODUCT CODES WHEN ORDERING OR INQUIRING ABOUT ITEMS. WE CAN THEN INSTANTLY CONFIRM AVAILABILITY, PRICES AND STOCK LEVELS

Fully PCI compliant and secure card systems mean your card details are safe with us. Cheques and Postal Orders welcome.

Please supply phone number in case of problems.

Items that have sold out are automatically removed from our website

## PHONE OPENING HOURS

7am to 9pm - MON to THU  
8am to 6pm - FRI & SAT  
9am to 5pm - SUN

## SHOP OPENING HOURS

8am to 6pm - MON to SAT  
10am to 4pm - SUNDAY

We only put items in our advertisements after they have been delivered. Customers can be notified of new products by email as soon as they are delivered with no obligation to buy.

This service is additional to our existing weekly mailing list. To subscribe to our free mailing list enter your email address at [www.ehattons.com/maillinglist](http://www.ehattons.com/maillinglist)



## Want it DCC fitted?

[www.ehattons.com/dccfitting](http://www.ehattons.com/dccfitting)

for more details



2S-013-005 Class 9F 2-10-0 92006 in BR black early emblem & BR1C tender - weathered (Dap) ..... £94  
2S-013-005D Class 9F 2-10-0 92006 in BR black early emblem & BR1C tender - weathered. DCC fitted (Dap) ..... £113



2S-013-004 Class 9F 2-10-0 92052 in BR black early emblem & BR1C tender (Dap) ..... £87  
2S-013-002 Class 9F 2-10-0 92226 BR black late crest & BR1G tender (Dap) ..... £87



2S-013-002D Class 9F 2-10-0 92226 in BR black late crest & BR1G tender. DCC fitted (Dap) ..... £106



372-802 Class A1 4-6-2 60147 'North Eastern' in BR green early emblem (Gra) (list £144.40) BARGAIN ..... £111  
ND129GD Class A3 steam loco 2744 'Grand Parade' LNER apple green. DCC fitted (Dap) ..... £122



ND129D Class A3 steam loco 4472 'Flying Scotsman' LNER Green (Dap) ..... £105  
2S-008-000D Class A4 steam loco 60019 'Bittern' in BR green late logo and double chimney. DCC fitted (Dap) ..... £122  
ND079e Class B17 4-6-0 61655 'Middlesbrough' in BR green late crest (not early as listed elsewhere) (Dap) ..... £93  
372-403 Class J39 0-6-0 64641 in BR black late crest & stepped tender - weathered (Gra) ..... £84.96  
372-427 Class WD Austerity 2-8-0 90201 BR black late crest - weathered (Gra) ..... £122.83



372-725\* Standard Class 5MT 4-6-0 73068 in BR lined green late crest & BR1C tender (Gra) (list £124.95) ..... BARGAIN ..... £79



372-727\* Standard Class 5MT 4-6-0 73082 'Camelot' in BR lined black early emblem & BR1B tender (Gra) (list £124.95) ..... BARGAIN ..... £84



372-726\* Standard Class 5MT 4-6-0 73158 in BR lined black late crest BR1B tender (Gra) (list £124.95) BARGAIN ..... £79

### Train packs

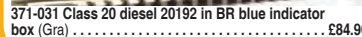


370-2014 Bachmann N Scale Silver Anniversary Set Class 5P Jubilee & Class 47 locos in wooden box certificate (Gra) ..... £203.96  
2D-012-007 Class 22 diesel loco BR blue & 6 mile tankers - weathered (Dap) ..... £142

### Diesel locos



371-019 Class 08 diesel 08897 in EWS - weathered (Gra) ..... £76.46  
372-953 Class 14 diesel D9536 BR green wasp stripes - weathered (Gra) ..... £72.08



371-031 Class 20 diesel 20192 in BR blue indicator box (Gra) ..... £84.96

2D-012-003\* Class 22 diesel loco D6319 in BR green small yellow panels (Dap) (list £136.89) ..... BARGAIN ..... £99  
2D-012-002\* Class 22 diesel loco D6320 in BR green small yellow panels (Dap) (list £136.89) ..... BARGAIN ..... £99



2D-012-005D Class 22 diesel loco D6331 in BR green small yellow panels. DCC fitted (Dap) ..... £130



371-085 Class 25/1 diesel D5188 in BR green (Gra) ..... £84.96



371-086 Class 25/1 diesel D5222 in BR green, weathered (Gra) ..... £93.46



371-088 Class 25/2 diesel 25231 in BR blue, weathered (Gra) ..... £93.46



371-087 Class 25/2 diesel 25245 in BR blue (Gra) ..... £84.96



2D-018-001 Class 35 Hymek D7061 in BR blue full yellow ends (Dap) ..... £79  
2D-003-009 Class 52 diesel loco D1045 'Western Viscount' in BR maroon full yellow ends - weathered (Dap) ..... £94  
2D-003-009D Class 52 diesel loco D1045 'Western Viscount' in BR maroon full yellow ends - weathered. DCC Fitted (Dap) ..... £110  
2D-003-004 Class 52 diesel loco D1058 'Western Nobleman' in BR blue full yellow ends (Dap) ..... £91  
2D-003-005 Class 52 diesel loco D1072 'Western Glory' BR blue full yellow ends (Dap) ..... £91



371-285 Class 55 diesel 'Deltic' D9007 'Pinza' in BR green (Gra) ..... £93.46



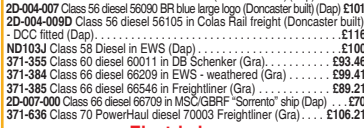
371-285 Class 55 diesel 'Deltic' D9007 'Pinza' in BR green (Gra) ..... £93.46



371-285 Class 55 diesel 'Deltic' D9007 'Pinza' in BR green (Gra) ..... £93.46



371-285 Class 55 diesel 'Deltic' D9007 'Pinza' in BR green (Gra) ..... £93.46



371-285 Class 55 diesel 'Deltic' D9007 'Pinza' in BR green (Gra) ..... £93.46



371-285 Class 55 diesel 'Deltic' D9007 'Pinza' in BR green (Gra) ..... £93.46

### Electric locos

ND099m\* Class 86 Bo-Bo Electric 86401 Network South East new style panto (Dap) (list £117.89) ..... £59  
ND099Q\* Class 86 electric Freightliner Power Haul new style panto (Dap) (list £117.89) ..... £59  
ND147 Class 86 Twin pack Network Rail 86901 & 86902 (1x powered loco 1x dummy loco) (Dap) (list £124.95) ..... BARGAIN ..... £69

### DMUs

371-503 Class 101 2-car DMU BR blue & grey 'Express Parcels' (motor in each car) (Gra) (list £119.95) ..... £98  
371-510 Class 101 3-car DMU in BR blue (Gra) ..... £118.96  
371-511 Class 101 3-car DMU in BR blue & grey (Gra) ..... £118.96  
ND114H Class 153 powered 'Northern Transpennine' (Dap) ..... £68

371-740 Class 251 Blue Pullman 6 car Midland set in Nanking blue (Gra) ..... £229.46



371-741\* Class 251 Blue Pullman 6 car Midland set in Nanking blue full yellow ends. (Gra) (list £269.95) ..... BARGAIN ..... £171

### EMUs

371-702 Class 350/1 Desiro 4 Car EMU 350 101 in London Midland (Gra) (list £159.20) ..... BARGAIN ..... £99

### Train sets - analogue



370-110 Depot Master train set Class 04 in BR Green & 3 wagons (Gra) ..... £84.99  
370-280 Regional Commuter Train Set Class 101 Regional Railways (Gra) ..... £97.74

### Train sets - DCC

NDIESEL2 DCC train set Class 56 in LoadHaul, 3 x Telescopic steel wagons, GaugeMaster DCC23 decoder fitted (Dap) ..... £232

### Coaches

374-680 BR Mk2A BSO Brake Second Open Blue & Grey (Gra) ..... £20.83  
374-039A Mk1 BG Full Brake Maroon & grey (Gra) ..... £20.83  
374-036A Mk1 BG Full Brake Maroon - weathered (Gra) ..... £21.68  
374-051C Mk1 SK Second Corridor BR Maroon Weathered (Gra) ..... £21.68  
374-025 Mk1 SLSTP Sleeping Second Maroon (Blue Riband) (Gra) ..... £22.06  
374-012C Mk1 SO Second Open Maroon Weathered (Gra) ..... £21.68

### Wagons



NR-121 10ft Wheelbase steel type solebars Chassis Kit (Pec) NEW ..... £3  
377-985\* 12 Ton Eastern Ventilated Fruit Van BR Bauxite (Early) (Gra) (list £11.95) ..... BARGAIN ..... £7  
377-985\* Pack of 4 (Gra) (list £47.80) ..... BARGAIN ..... £26  
377-985\* Megapack of 8 (Gra) (list £95.60) ..... BARGAIN ..... £50  
373-902B 46 Tonne glw HAA Hopper BR Railfreight Coal Sector (Gra) ..... £10.16



NR-P411 7 Plank Open Wagon 'N Guest, Keen & Nettlefolds, Newport' no 711 (Pec) NEW ..... £8



NR-P126 Butterley Steel open wagon 'Norstand, Grimsby' No. 488 (Pec) NEW ..... £7.50  
377-366 Intermodal Bogie Wagons With Two 45t Containers 'Geest' (Gra) ..... £30  
377-353 Intermodal Bogie Wagons With two 45t Containers 'Malcolm Logistics' (Gra) ..... £31



377-651 Pack of 4 MBA 'Monsterbox' EWS without buffers (Gra) (list £89) ..... BARGAIN ..... £66  
377-651 Single (Gra) ..... £18  
377-651 Megapack of 8 (Gra) (list £178) ..... BARGAIN ..... £128  
377-990 Triple pack 12 Ton ventilated vans BR bauxite early - weathered (Gra) (list £29.95) ..... BARGAIN ..... £19  
377-335 Triple pack Conflat wagons BR bauxite AF containers light blue weathered (Gra) (list £32.95) ..... BARGAIN ..... £19



377-935\* Triple pack PCA metalair bulk powder wagon grey - weathered (Gra) (list £36.95) ..... BARGAIN ..... £23

### DCC decoders



DCC23 6-pin 2-function 1A (2A peak) decoder (suitable for N gauge) (Gau) ..... £24



36-558A 6-pin 2-function decoder (suitable for OO & N gauge locos and use on analogue track) (Bac) ..... £15.26

### Point motors

DCP-CB12 Cobalt slow-action analogue point motor x 12 (DCC) ..... £135

DCP-CB6 Cobalt slow-action analogue point motor x 6 (DCC) ..... £75

### Electronic components

DCC40 Reverse loop control module (Gau) ..... £32

### Cables & Wires



PL-82 Power feed joiners - Code 55/80 (x4 pairs) (Pec) ..... £6

### Spares



2A-000-011 Magnetic couplings - short arm - 5 pairs (Dap) ..... £18



2A-000-008 Magnetic NEM couplers - medium arm (ex-NSPARE8) - 5 pairs (Dap) ..... £17



SL-310 Rail Joiners/Fishplates for N & 009 gauge (24 per pack) (Pec) ..... £1.50

### Buildings - railways

42-050 Four Road Engine Shed (155 x 206 x 51mm) (Gra) ..... £60

### Man-made scenic structure - railway-related



NB-66 Platform edging ramps, brick type (Pec) NEW ..... £2



NB-67 Platform edging ramps, stone type (Pec) NEW ..... £2

### Signals

2L-002-001 Signal - Motorised, LMS home upper quadrant (ex-NSIGN3) (Dap) ..... £22

### Buildings - general

42-131 Static Caravan (80 x 25 x 18mm) (Gra) ..... £16.96

### Bridges, Tunnels & Walls




PN146 Brick Railway Bridge (Met) NEW ..... £11



PN145 Brick Retaining Walls N Scale (Met) NEW ..... £8

### Track - Code 80 Setrack

ST-11 Double straight track (Pec) ..... £1.50  
ST-19 N Setrack No. 4 radius double curve (Pec) ..... £2  
ST-17 N Setrack No.3 radius double curve (8 form a circle). 238.5mm/1.75" radius (Pec) ..... £1.75  
ST-12 No.1 radius double curve (Pec) ..... £1.20  
ST-15 No.2 radius double curve (Pec) ..... £1.25



ST-6 Setrack left hand point insulfrog (Pec) ..... £8



ST-5 Setrack right hand point insulfrog (Pec) ..... £8  
ST-1 Standard straight track (Pec) ..... £1  
ST-300 Starter Track Set (Pec) ..... £42  
379-450 Straight Track 174mm (Gra) ..... £1  
379-450 Pack of 12 (Gra) ..... £10

### Track - Code 80 Streamline

SL-302 1 yard (91.5cm) length of Concrete Sleeper Nickel Silver Flexible track (Pec) ..... £2.70  
SL-302 Pack of 25 (Pec) ..... £53



SL-300 Pack of 25 1 yard (91.5cm) length of Wooden-Sleeper Nickel Silver Flexible track (Pec) ..... £52

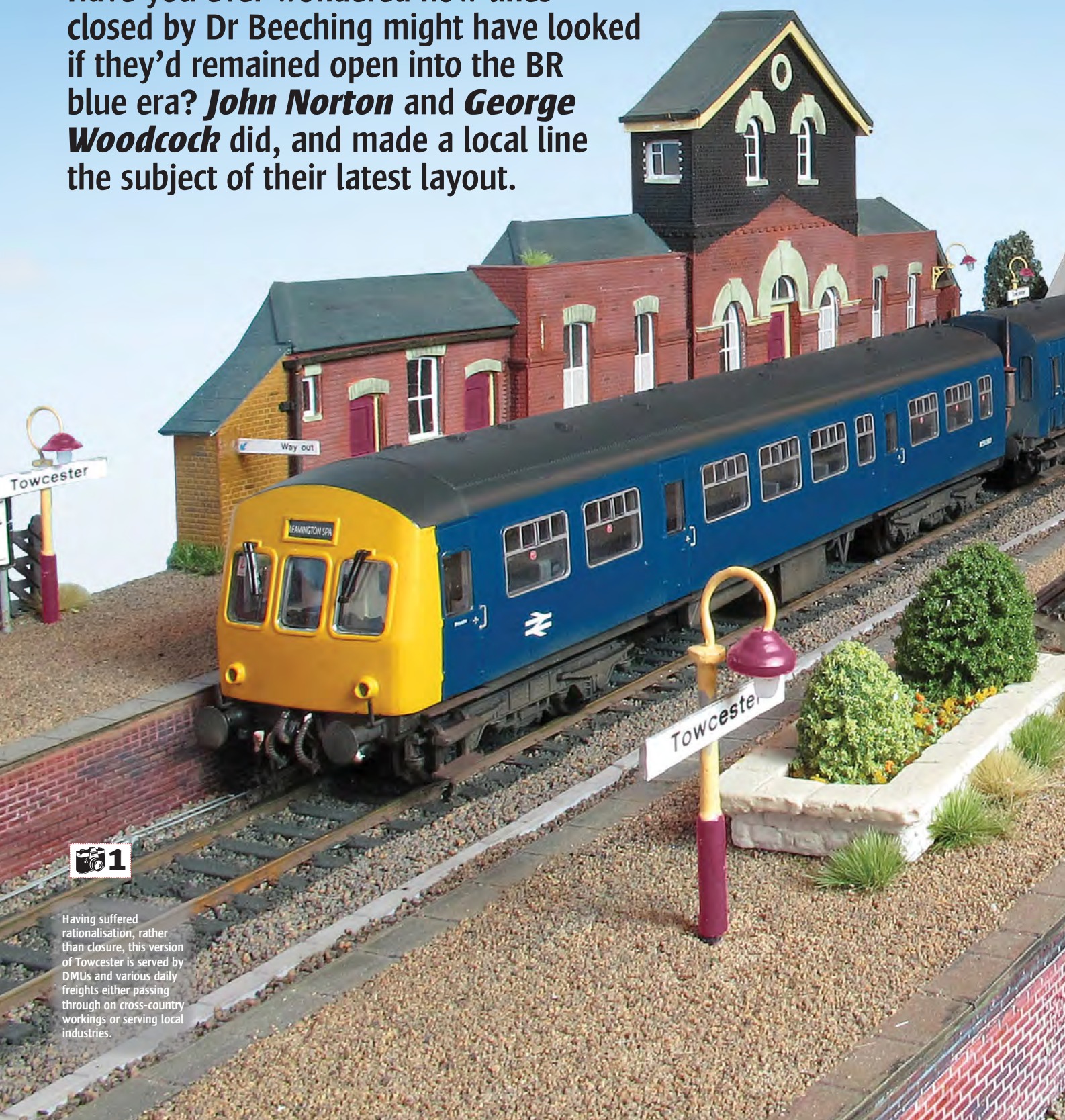
SL-300 Single (Pec) ..... £2.60

SL-E389 Left hand large point electrolong (Pec) ..... £9



# TOWCESTER

Have you ever wondered how lines closed by Dr Beeching might have looked if they'd remained open into the BR blue era? **John Norton** and **George Woodcock** did, and made a local line the subject of their latest layout.



Having suffered rationalisation, rather than closure, this version of Towcester is served by DMUs and various daily freights either passing through on cross-country workings or serving local industries.



## FACT FILE

- ▶ **Layout Name:** Towcester
- ▶ **Scale/Gauge:** 4mm:1ft scale, 16.5mm gauge 00
- ▶ **Size:** 10' x 18" (plus 2 x 5' fiddleyards)
- ▶ **Era/Region:** 1978 / Midlands
- ▶ **Control:** NCE Powercab DCC
- ▶ **Location:** Portable
- ▶ **Layout Type:** End to end
- ▶ **Photography:** Andy York







A cross-country parcels from Didcot to Northampton, hauled by a Class 25, waits for a DMU to clear the single line section.



**As Hollywood has demonstrated many times; never let the truth get in the way of a good story or, for us, a good layout.**

It is early summer in 1978 and the sun is shining on the peaceful country town of Towcester in Northamptonshire. Only a few scudding clouds occasionally darken the sky over the small railway station, where just a couple of passengers wait on the platforms.

In the yard a handful of empty 12t vans await collection after delivering fertiliser from ICI at Heysham to the new warehouse belonging to Towcester Mill and Trading Company. This occupies the space where a turntable stood in steam days. Across the yard a forklift truck has finished loading steel coils onto a trailer to be taken across the road to the premises of Groom & Tattersalls, which utilises the old goods shed for storage purposes.

From the signalbox comes the sound of clanging levers and the peace is disturbed as a Class 105 DMU comes in to view from the direction of Blisworth with a service for Banbury from Northampton. As the line is single track for most of its length, trains often have to pause in Towcester to cross each other.

The driver and guard get out to stretch their legs and have a word with the signalman who has

come down to collect the token for the Blisworth to Towcester section. At that moment the sound of a Sulzer diesel is heard coming from the south and with a blast on the horn it crosses the bridge over the A5 and slows to a halt on the opposite platform to exchange tokens. It's a Class 25 working empty mail vans from Didcot to Northampton.

After two presses on the buzzer from the guard to let the driver know he can proceed, the signal rises and with a rattle, the unit heads south. The signalman has set the Home starter signal for the Blisworth line and the Class 25 sets off too, quickly gathering speed as peace once more falls on this quiet corner of England. This scene is repeated at regular intervals through the day and to a lesser extent through the night on this busy secondary route from the north and north east to the south.

That then is the fantasy on which our version of Towcester is based. Sadly it is just that; fantasy, as the real line closed in 1964 and the station, as well as nearly everything else, was swiftly dismantled. However, as Hollywood has demonstrated many times, never let the truth get in the way of a good story, or in our case a good layout.

We chose Towcester because John lives in the town, very close to the old trackbed, and had always wanted to build a layout of it. Northamptonshire is covered by a network of abandoned lines and as I had already built a previous layout based on another location in the county called 'Brixworth Station'. I suggested that we do it as a joint venture. As we both are committed D&E era modellers and Towcester finished firmly in the steam era, we had to move the time frame forward a bit, finally settling on 1978 to give us a good variety of trains and rolling stock.

**Left** Traditional vacuum-braked goods wagons were in retreat throughout the 1970s, but they're still used to deliver fertiliser and animal feed to TMT, the local agricultural suppliers based on part of the old goods yard.

## MOVING FORWARD

From the outset we both decided it was time to move to the 21st century and build the layout using a DCC system with sound fitted to all the motive power.

After checking out various systems, we chose the NCE Powercab as being the most user friendly. The choice was made easier when our friend Brendan Walsh offered us his kit as he was getting rid of it.

At the same time we made the choice to have working semaphore signals and having seen the new Dapol signals on Mike Kelly's S&D layout we opted for those. With these few parameters set we started work.

The baseboards were built on John's driveway in Towcester over a few increasingly chilly weekends and then the scenic boards were taken to my house at Northampton to have the track, buildings and scenery added. The track is Peco Code 75 with medium radius points fitted with SEEP motors. The sides of the rails were painted using a variety of, track dirt, rust and black colours to suit various areas.

Towcester is the first layout I have had for many years fitted with a proper control panel which was built by John. As the layout was to be DCC we had to wire it accordingly or so we hoped; more about that later. We took a few liberties with the track layout particularly at the Banbury end, in that in our world the line to Banbury stayed open while the line to Stratford-upon-Avon was closed, which is opposite to the real thing. We also reduced the sidings considerably which would probably have happened in any case if the line had stayed open.

We decided to leave the Stratford line *in situ* but heavily rusted and overgrown and also to leave the single track through the platforms with concrete ducting laid in the vacant trackbed which again could have happened in reality. Indeed, in photographs taken just before closure there are







A visit from the District Engineer's inspection saloon shows how one of the platform lines has been lifted and replaced by concrete cable troughs.













# LAYOUT FOCUS

stacks of ducting and covers on the island platform as if it was going to be laid but closure put an end to these plans.

The other line from Towcester goes off to the north-east and originally went to Olney via Ravenstone Junction on the Northampton-Bedford line. This closed to passengers in the 1950s but stayed open for goods for a while longer before its final use as a storage siding for scrap wagons until the 1970s - long after the rest of lines were lifted.

In our version of history, however, the line stayed open as far as Salcey Forest for the occasional movement of timber to Welshpool. Also of use was the fact that the bridge carrying the old Tiffeld road over the line was, and indeed still is, the only major structure left on the site. This was a great help as at least we would have one piece of infrastructure to photograph in detail. Everything else at Towcester was cleared within a year of closure which meant we had to rely on a few rather grainy black and white photographs in books and on the SMJ website.

The Stratford & Midland Railway (SMJ) Society exists to keep the memory of the line alive so John and I thought it would only be polite to join, especially as we were using its archives. The exception to these few photographs were colour photographs taken by John Evans shortly after closure which were of a great help to us in constructing the buildings and platforms and getting all the colours as close to reality as possible. It turned out that John was the brother of Nick Evans who owns our local model shop in Northampton and supplied a lot of the materials used in the construction of the layout.

John volunteered to build the station building and goods shed while I built the signalbox. Bridges and platforms were built straight onto the baseboards based on photographs and a rather old and vague trackplan.

## BUILDINGS

The old Tiffeld Road bridge was built in the same way with the advantage of at least knowing what it all looked like from every direction. They were all painted and weathered from our small photograph library although the signalbox has become the butt of a little ribald humour from certain quarters due to its Midland Railway colours of maroon and cream fading considerably and making the maroon very pink. Still it has given people a laugh so we must be doing something right; after all we shouldn't take life too seriously should we?

The 'box has a complete interior with lever frame, instruments, stove and so on, which sadly cannot be seen by the viewing public as it faces to the back of the layout. The only building on the layout that is fictitious is the new warehouse in the yard owned by Towcester Mill & Trading Company, (TMT). This

stands on the site of the old turntable which was moved to Blisworth in the 1950s. Finally the only major structure that is not scratchbuilt is the station footbridge which is made from Ratio SR concrete bridge kit. This is because it bears an uncanny resemblance to the original metal one at Towcester which was demolished when passenger services were withdrawn.

## SCENICS

The various roadways were built from a mix of Balsa sheeting and plastic card and the embankments, both for road and rail were made from expanded foam which, although a little messy, can be easily carved to shape when dry and is very light which helps when you have to carry it around to exhibitions.

All of these areas were then covered with strips of cloth soaked in very diluted Polyfilla that had had brown poster paint added in case of damage in later life. The grass on the fields and embankments is made from Silflor matting, which along with the tufts from the same manufacturer, is supplied by International Models.

Concrete cable ducting was also installed at this time using the type supplied by Ten Commandments. After this had all been put in place the track was ballasted using various colours of fine ballast supplied by Greenscene which I always use as it doesn't lose or change its colour when treated with PVA glue. The yard and roadways were done a bit at a time by painting an area with a mix of grey paint and diluted PVA and then covering with various very fine materials, particularly Carr's Ash Ballast in the yard. Part of it was done with fine coal dust where the old coal sidings had been; we even left a small length of track with a bufferstop there as well.

This, along with the lifted track through the platforms and the rusted disused Stratford line,

## SEE TOWCESTER ON THIS MONTH'S FREE BRM TV DVD



A better view of the advertisement that gave the A5 bridge its name, as a Class 40 whistles across with a parcels train.



Sony invent  
the  
world's smallest  
personal hi  
Coke is it!



are meant to give a sense of space on the layout. Too many layouts are too crowded, with too much track with too much stock and roads with too many vehicles. Any location modelled anytime in the last 60 years will nearly always have disused branches and sidings as well as abandoned, overgrown yards.

It was now time to add the finishing touches such as, wall, hedges, trees and fences, road markings, lamps, signs, point rodding, ground signals and the Dapol signals. These came from a variety of suppliers with some even being scratchbuilt.

## RUNNING ON DCC

It was now time to run our first train on the scenically complete layout. We plugged it all in, turned it on and 'hey presto', nothing happened.

After much careful examination and checking we realised we must have done something wrong so it was time to get a man in the shape of the inestimable Key Dickerson of Coastal DCC who had already chipped the locomotives and DMUs.

He came up to Northamptonshire and in the space of a couple of hours had got it working. This partly involved the use of 'Frog Juicers' which brought up unpleasant images of amphibians in a food processor; they do however have lots of pretty flashing lights on them.



## TAILS

### LOST STRUCTURES

One of the hardest structures to find images of was the bridge which carried the line over the A5 trunk road - locally known as the Lucas Bridge as it carried large advertising panels for Lucas batteries on both sides above the road. Very few photographs were taken during its lifetime and it was demolished almost immediately after the closure of the line.



The bridge was built from a mix of embossed plastic card, Wills Vari-girder sides and Peco sides for the section between the tracks with railings made from Ratio stanchions and brass wire. The Lucas signs were custom-made for us by Trackside Signs Company which also made some signs for other buildings and supplied the hoardings by the bridge from its standard range.

The platforms were made from embossed plastic card mounted on 40thou plastic with Ratio paving slabs cut into strips for the edges with gravel tops. The signalbox, station and goods shed were all scratchbuilt using various types of plastic card windows and doors from various sources while the 'box steps were made from Plastruct products.



Easing under the bridge from the former line to Olney via Stoke Bruerne, a pair of Class 20s arrives with a train of OBA wagons loaded with logs from nearby Salcey Forest.

**Any location modelled in the last 60 years will nearly always have disused branches and sidings as well as abandoned and overgrown yards.**

One other thing that we used for the first time was LEDs on the lighting rig. They came in the form of an adhesive flexible strip from Maplins which was simplicity itself to install and gives a very clear yet not too bright light on the layout.

Locomotives on the layout consist of Class 20, 25, 33, 40, 46 and 47 diesels with DMUs of Classes 101, 105, 108 and a Class 128 diesel parcels unit. All are either from Bachmann or Heljan and have nearly all been repainted, renumbered and weathered with full bufferbeam details added. As well as the DMUs there is one locomotive-hauled passenger service formed of Bachmann Mk 1 and Mk 2 carriages. Parcels trains are a mix of Mk 1 BGs, GUVs and CCTs as well as ex-SR PMVs and NFVs. These are a mix of Lima, Bachmann, Replica Railways and kits from Parkside and Ratio. The Lima models are nearly as old as the real thing and have probably done as many miles in model terms.

Freight services represent trains that could have run in the area in the late-1970s or indeed ran at that time but not on this line.

Two workings that did run both came from the Southampton area and were hauled by SR Class 33s. These saw Esso TTV tankers from Fawley refinery carrying fuel to the depot at Northampton and cement from Tunnel Cement at Tring to Halling conveyed in CPV Presflo wagons.

Other freight flows that pass through Towcester include coal in 16t MCV mineral wagons from Towcester to Eastleigh and a Speedlink working from Tees Yard to Eastleigh, which among other things conveys Rowntree's chocolate from York to Eastleigh. There is also a local working from Northampton to Banbury and Oxford which conveys a variety of goods in short wheelbase vacuum braked wagons. This train

regularly drops off fertiliser from ICI at Heysham and animal feed from Spillers at Avonmouth for TMT, the local agricultural suppliers, carried in 12t VVV vans and VVV 'Vanwides'.

Also unloaded in the yard is steel coil from South Wales, conveyed on converted 'Bogie Bolster Cs'. Finally there is the timber traffic from Salcey Forest, loaded onto recently introduced OBA wagons. This train runs round in the yard in both directions and is a trip working to and from Bescot via Northampton. Parcels workings run to and from various locations including Northampton, Oxford, Redhill, Derby, London Paddington, and Leicester.

As well as the people who have been mentioned already in the article we would also like to thank Richard, Simon and Dave who make up 'The Wrecking Crew' and who give us much needed help and encouragement. Also to Mick Bryan for his advice, my son's girlfriend Petra for painting the backscene and to everyone else who provided assistance along the way. We couldn't have done it without you.

Although Towcester has long since faded into the past as a railway town we hope that our layout is helping to bring it back to life and also into people's consciousness. As the old song says, 'sometimes at night you can still hear that old train moan'. **BRM**

## SEE 'TOWCESTER' IN ACTION

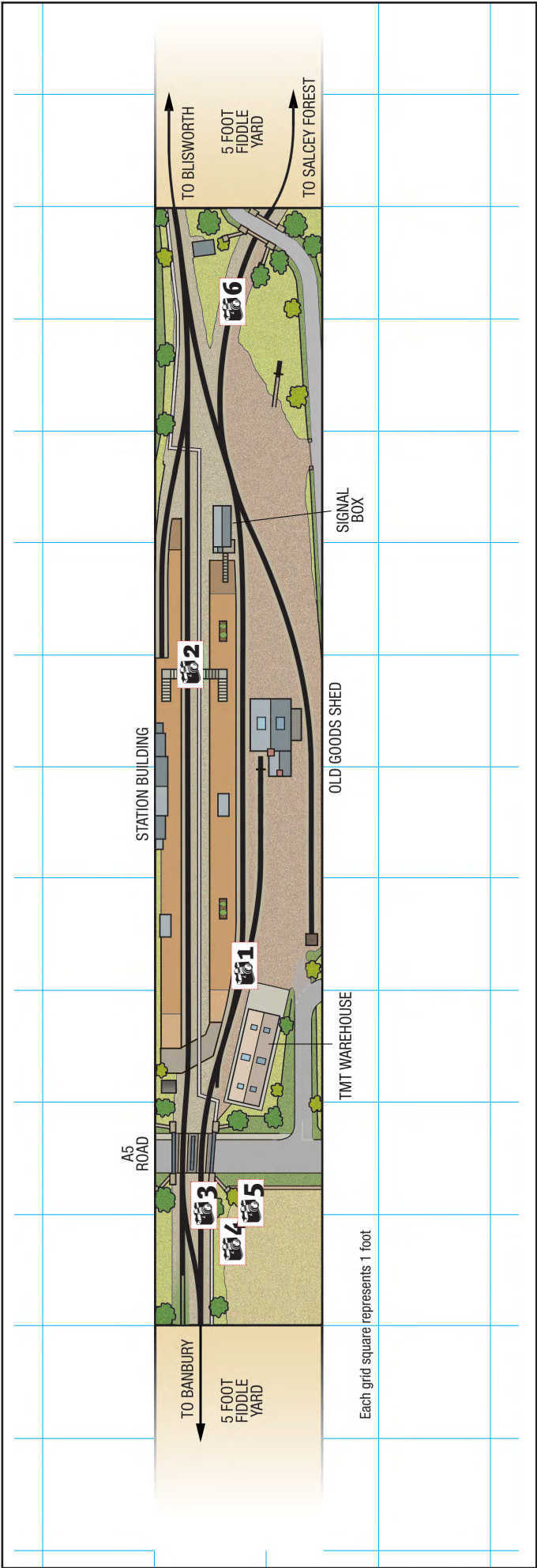
Towcester's next exhibition appearances are at The Festival of British Railway Modelling, Doncaster 7/8th February 2015 and Model Rail Scotland in Glasgow 20th-22nd February.





# LAYOUT OF THE MONTH

## TOWCESTER



Steel coils, delivered by rail from South Wales, are loaded onto a lorry for onward transport as a Class 25 passes with an engineers train. The former line to Stratford curves away in the foreground.



Southern Region Class 33s are occasional visitors on inter-regional freight - in this case CPV Presflors loaded with cement from Tring. The 'Crompton' is a super-detailed Lima model.

*Lamberton*



# FREE

## BACHMANN SCENECRAFT WATER TANK & COALING STAGE

...when you subscribe to

**BRM**  
BRITISH RAILWAY MODELLING

# JUST £12.49

per quarter, by direct debit!

### YOUR FREE GIFT!

When you subscribe this month we'll send you these two Bachmann Scenecraft OO gauge buildings.

- ▶ Scenecraft OO Scale Riverted Water Tank
- ▶ Scenecraft OO Scale Wooden Coaling Stage



Call our hotline and quote BRM/JAN15

# 01778 392002

(please have your bank details to hand)



Order securely online at

**[www.model-railways-live.co.uk](http://www.model-railways-live.co.uk)**

Closing date: January 31, 2015

\* Minimum term of 1 year \* Whilst stocks last.



PRACTICAL  
**BRM**



HOW TO...

NEW  
SERIES

# KIT-BUILD WITH CONFIDENCE

In the first part of a short series on getting started in locomotive building, *Phil Parker* shows how to build a simple resin kit of a famous tramway engine.





**N**owadays, kit-building is normally a way to fill gaps in your locomotive fleet that ready-to-run manufacturers have ignored. One missing prototype that has always amazed me is the LNER Y6 and J70 tramway locomotives. Yes, we have a cartoon version of 'Toby' from Hornby in the Thomas & Friends range, but if you fancy a proper model then it's time to

**As far as locomotive kits go, there really isn't anything easier to build.**

head to the workbench and get building.

Fortunately, the modeller is well served with suitable kits in scales from N to O. Over the years, 4mm scale modellers have been able to choose both etched brass and whitemetal versions. Not all are currently in production but they often turn up in online auctions and on second hand stalls. The easiest to build of all though is the Silver Fox Models resin version shown here. This can be ordered today and built relatively quickly.

As far as locomotive kits go, there really isn't anything easier to build. Thanks to the side skirts - required for street running - hiding the wheels and motion, it's possible to use a four-wheel mechanism on a locomotive that in prototype form sat on six wheels without anyone noticing unless they peer very closely.

Silver Fox can even suggest three different methods of powering the model - the simplest being either Tenshodo SPUD or Black Beetle units. Ready to use, you just have to make the appropriate hole in the plastic card floor and sit the body on top.

Slightly cheaper, especially if you pick up a second-hand model, is a Hornby 0-4-0 chassis as found under its Caledonian 'Pug', Class 06 diesel and many others. This needs modification to the chassis requiring a saw, but should work well. Later versions of this chassis are excellent runners too.

The total time to build this model is about two hours, with extra time to paint and finish it. If you take time to clean up any excess flash lines around the buffers - despite the simplicity of the work - a very presentable and characterful model will result. It's a great way to start building your confidence as a locomotive builder. **BRM**

**TOOLS REQUIRED**

- Craft knife ■ Pin vice and selection of bits ■ Small pliers ■ Tweezers ■ Coarse file

## SHOPPING LIST

■ Silver Fox Models J70 tram kit - £32.50  
**W** [www.silverfoxmodels.co.uk](http://www.silverfoxmodels.co.uk)  
**T** 01612 855 210

■ Black Beetle 28mm 00 gauge power bogie - £46.50, from DC Kits  
**W** [www.dckits-devideos.co.uk](http://www.dckits-devideos.co.uk)  
**T** 01132 563 415

■ 0.45mm brass wire (10 Pack) - £3.00, Micro Kristal Klear - £3.30, from Eileen's Emporium  
**W** [www.eileensemporium.com](http://www.eileensemporium.com)  
**T** 01531 828 009

## FACTFILE

### LNER J70 TRAMWAY LOCOMOTIVES

Designed by James Holden, 12 six-wheel C53 (later LNER J70) tramway locomotives were built by the Great Eastern Railway at Stratford Works between 1903 and 1921. They were designed to supplement the G15 0-4-0Ts (LNER Y6) which were struggling with increasingly heavy harvest season trains on the Wisbech & Upwell Tramway.

The new design was outwardly very similar to the old with only a slight (2") increase in wheelbase despite the extra axle. Cowcatchers, side skirts and a bell to warn traffic were all required by Board of Trade rules for locomotives working on tramways. Top speed was limited to 8mph but the governors that controlled this were normally either disconnected or never worked properly in the first place.

As well as working the W&U line, the first two members of the class were employed on the tramway at Ipswich Docks.

Passenger services on the tramway ceased in 1927 but two J70s continued to work the regular



RAIL ARCHIVE STEPHENSON

freight traffic with an additional three used during the harvest season. This was heavy work with 48 wagons recorded behind No. 7131 on one train!

The first J70, No. 7138, was withdrawn at the start of 1942 but BR inherited five examples which continued to serve until 1952 when new Drewry 0-6-0 diesels were introduced. All were finally withdrawn in 1955.


**TURN OVER TO SEE HOW TO BUILD YOUR J70...**



# PRACTICAL BRM



## STEP-BY-STEP GUIDE



1

You can't get a much simpler locomotive kit than this; a single resin moulding, some pre-cut plastic sheets and a few bits of wire. The Black Beetle motorising unit has to be bought separately but is ready to run.



2

I don't like blind windows in locomotives, so those in the bodyside were opened up first by drilling holes and then joining them up with a sharp knife. Once the centre is popped out, the job is finished with a file.

6

The 'Beetle' is fixed with a couple of small dots of superglue. These will hold it in place but the joint can be broken if required. Some strips of lead on to of the floor provide some much needed weight for the model.



Using the Black Beetle as a guide, the floor needs a 10mm hole made in the centre. Drilling thin plastic doesn't work very well with a large bit but rotating a pair of compasses fitted with spikes in both legs quickly makes a groove that can then be cut out.

10




Some staples cut to length replace the moulded lamp irons. Wire is provided for a very subtle tension lock coupling bar. Just drill a couple of holes in the skirts and fix in place, then bend it up or down to match your stock. It looks very flimsy for some of the lengthy trains seen during harvest on the Wisbech & Upwell line but could easily be replaced with something more substantial.

11

After a scrub with washing up liquid (take the motor out first!) and a spray of car primer, the model was painted. I've used a dark brown for wooden parts as photographs seem to show it quite a lot darker in BR days than the orangey colour worn in LNER days. Numbers are from Fox transfers and crests from Replica Railways.








3


On the roof the condensing pipe is bent and fitted into holes marked with dimples and carefully drilled through. Plastic rod is supplied but I found a length of brass easier to bend. If you use the rod, try painting some liquid glue where you make the bends to soften it and reduce the chance of breakage. The bell rope is thin wire and should sag slightly as though it's representing rope.

4



Inside, two pieces of plastic are fixed with superglue to represent the partitions for the boiler compartment. Building a more detailed replica with a dummy boiler would be possible if using a Black Beetle or SPUD for power.

8




Left The kit doesn't include cab handrails so I made some up from 0.45mm brass wire.

7



The floor fits inside on ledges. Check it's level with the power unit fitted - if all is OK, fix with superglue.

9



Manufacturing eight identical handrails is a lot easier if you have a suitable jig such as this one from Bill Bedford Models. The new DCCconcepts chromed modelling rule (not shown) is just as good.

12



The side windows were glazed with Microscale Krystal Klear. This is run around the window edge and then stretched across the pane. Leave it to dry with the window horizontal or the 'glass' will be thicker at the top than the bottom.

**NEXT TIME...**

In Part 2, Phil moves on to a simple whitmetal locomotive kit aimed at novices.





# PAINT & WEATHER BUILDINGS

Nothing in the real world stays clean for long. *Howard Smith* adds the finishing touches to his Penmaenmawr station.

**S**o, you've dedicated a fair few hours to building a model from scratch, but now the challenge of painting it has arisen! You don't want to mess things up, and you'd like to get a realistic finish from the outset. So, how do you go about doing it? What techniques will you use? And, more importantly, what products work best and are recommended?


Hopefully, this crash course on how I painted a station building will give you an insight into some commonly used painting and weathering techniques, more of which can be seen on this months' DVD.

Hopefully, this crash course will give you an insight into some useful painting techniques.




## STEP-BY-STEP GUIDE

1



Remember to protect your work surface when painting. This A3 cutting mat sold by Humbrol ([www.humbrol.com](http://www.humbrol.com)) is ideal for working on. Two old spray can tops make handy containers for mixing paint or washing out brushes. Empty chocolate box trays are equally as good.

2



**Below** Areas that are to be kept white are protected with masking tape. Look out for 'low-tack' types that don't peel paint when removed. More about this on DVD.

3




Paint the largest areas of the building first, working down to the small areas of detail. The second largest area on the building to be painted is the rooves and canopy. We'll build up the slate tones using a combination of layers of paint and washes. A thin layer of Humbrol Matt 241 is applied as an undercoat to give a faint mossy-green hue.





For the full list of all the products used during this project, take a look at this issue's DVD.

## WHAT YOU NEED




- A selection of Humbrol paint brushes (coloro, detail and stipple)
- Humbrol Maskol ■ Humbrol Matt Enamel spray varnish ■ Enamel paints ■ Humbrol wash enamels
- Enamel Thinners ■ Lifecolor dust and rust box sets ■ White automotive spray paint
- Tamiya 6mm masking tape
- Deluxe Materials 'Brush Magic'
- DCC Concepts weathering powders

Built in 1850 using stone hewn from the area, the station building at Penmaenmawr was used for its intended purpose until decommissioning took place by British Rail in 1986. I'll be modelling the station as it was during the summer of 1995, when used as an outlet for pine and antique furniture.

You'll note in this photograph the downstairs windows are boarded up, the upstairs being used as a flat.



The building is made from plasticard. To check that there are no gaps or defects that will be visible, the building is sprayed with a white automotive paint. This will act as a base layer and give a good key to subsequent layers of paint. Some areas won't even need to




A recent release from Humbrol (seen left) is this Enamel Blue/Grey wash (V0206). A series of these washes are applied over the base coat (see canopy). Some areas are left thinner than others to create colour variations. These washes are built up to create the correct shade and don't make the roof just one uniform colour.




Areas that are difficult to both paint and mask with tape are edged with Humbrol Maskol.

It's applied by brush, but dries to form a protective film layer that can be peeled away later on.



Harder to paint areas such as the dustbin are masked again with Tamiya tape. The underside of the building is painted in a shade of yellow matt 108, the closest I could find to the prototype.



A coat of enamel varnish is applied to seal the paint.

Remember, you can use enamels over cellulose paint, but not the other way around.

**MORE STEPS OVERLEAF** ➡



# PRACTICAL BRM



## SHARE YOUR PROJECTS WITH US

If you have a painting or weathering project on the go at the moment we'd love to hear from you. Why not share it with us? Send an email to [brm@warnersgroup.co.uk](mailto:brm@warnersgroup.co.uk) with the heading 'Readers' projects'. We look forward to hearing from you.

SEE HOW  
THIS MODEL WAS  
BUILT AT  
[www.brm.ag/  
penmaenmawrstation](http://www.brm.ag/penmaenmawrstation)



Rust tones from DCC Concepts were used to good effect. Don't be afraid to mix the powders up to create different colours. Pay attention to sections of the roof that have been damaged, you can highlight them using a ballast dust colour. Some areas are left white to simulate spilt paint from where the building sides have been painted.



## USING LIGHT WASHES

The underside of the canopy is detailed by applying Humbrol matt 24 as a base coat, over which a Humbrol enamel dust wash (AV0208) is applied, without diluting. This wash runs into the joints of the planks and breaks up the uniform tone to create an uneven and faded appearance. Washes are ideal for such tasks - light colours can be used to highlight areas and darker colours can be used to create shadows.

## DRY BRUSHING WITH HUMBROL



Painting a brick or stone relief wall can quite often baffle people. The truth is, it does require a little patience, but after a few minutes you'll soon get the hang of it and find that it's actually quite simple. I apply the mortar colour first (Humbrol dust wash), this again depends on photographs. In the case of Penmaenmawr it's a creamy/grey colour. This can be seen in the above photograph to the sides of the wall. To colour the stones in, wait until the mortar colour is fully dry, then mix a suitable brown colour (I used a Humbrol dust wash mixed with DCCconcepts powders). Mixing powders in to the paint makes the consistency quite thick. Angle your brush at 20 degrees from your work and gently and lightly draw it across the stones. Only the top of the stones will get a coat of the paint as can be seen above in the centre section.





This aerial served the upstairs flat. You too can have a go at making one for your buildings. This one is made from 0.010" wire with a 0.010" plasticard rear. If you are modelling a building that is set in an earlier period, you might need to model the once common 'H' aerials, for a later period, say mid-90s onwards a satellite dish.

Little details such as these are just as important as weathering a building to add character and really bring it to life.

Making transfers doesn't necessarily mean that you have to resort to using 'old-fashioned' pen and paper. If you have an inkjet printer you can make the most of programs like Photoshop and use transfer paper. Take a look at this month's DVD to see how they are applied.



## CHIMNEY POTS



The chimney pots are all different colours; I painted them using Humbol matt white into which I mixed some weathering powders to get the right tone. This helps to create a rendered chimney pot-like texture.

The stains and grime streaks that run down are from the grime effect paint set by Lifecolor. A fine detail brush was dipped in the paint, wiped almost clean on tissue paper, before carefully applying in small amounts. The streaks were created by using a little more paint and pulling it down using a clean brush. You can't paint over these with enamels, so if you do make a mess, wipe clean with LifeColor thinners and start again.



To create the areas of damaged plasterwork, first apply a thin layer of cream enamel paint mixed with thinners (50/50). Leave the edges jagged. I then applied some of the Lifecolor 'damp effect' washes, but only in small amounts, dotted around.

The old rags, thrown on the station roof as per the photograph are made from tissue paper, superglued into place. Once dry they are painted a brown base colour, then weathered with powders to create shadows and highlights.

Use lighter colours on flat areas and darker ones to accentuate the folds.



## THE RESULT

Now it's complete, I'm quite happy with the way this project turned out. I'll admit that a fair quantity of modelling consumables were used – one or two spray cans and tins of paint plus a couple of weathering powders, but that's unavoidable with a building that is nearly 60cm (2') in length. I've used a mixture of techniques here, all of which you can try for yourself. Don't hesitate to send us in your pictures!



# EAGLESHAM

Set on the eve of the First World War, **Bill Auld's** EM gauge layout depicts the wonderfully colourful and rarely modelled Caledonian Railway as it was a century ago.



Macintosh 783 Class 0-6-0T No. 425 shunts the yard while a Glasgow-bound train of four-wheelers wait to depart.



## FACT FILE

- ▶ **LAYOUT NAME** Eaglesham
- ▶ **SCALE/GAUGE** 1:76 scale, 16.5mm gauge OO
- ▶ **SIZE** 20' x 2' (including fiddleyards)
- ▶ **ERA/REGION** Caledonian Railway, 1912-14
- ▶ **LOCATION** Portable layout
- ▶ **LAYOUT TYPE** End-to-end
- ▶ **PHOTOGRAPHY** Nigel Burkin







Lambie 'Jumbo' 0-6-0 No. 337 working into the goods shed.

**Soon after construction began, I was asked if the layout could be ready in time for the Cathcart Model Railway Show. It was only four months away. We made it - just!**

**E**aglesham' began life in 1995. I had long planned to build a layout and wanted to base it on my home town of East Kilbride. Although I had a trackplan, station building and goods shed plans from 1912, information was scarce regarding local businesses which would have grown up around the station.

Further research revealed that although proposals had been put forward by the Glasgow, Eastwood, Busby & Eaglesham Railway in 1852 and the Glasgow, Mearns & Eaglesham railway in 1887 for a station at nearby Eaglesham (roughly four miles north-west of East Kilbride), no station was ever built there. Had it been, operation would have been by the Caledonian Railway. Both freight and passenger services would have been very similar to those at East Kilbride in my chosen period of 1912-14 but with the line running on towards Strathaven to service the many lime pits in the area. The decision was therefore taken to combine the real East Kilbride with the proposed Eaglesham to present a layout which was authentic in rolling stock and architecture but not an exact replica of either station.

Soon after construction began, I was asked if the layout could be ready in time for the Cathcart Model Railway Show; just four months away. My first reaction was that there was not enough time to complete the layout to exhibition standard. However the other group members offered enthusiastic support in building construction and offers of rolling stock. So the challenge was set and work really started in earnest.





## KEY DETAILS BUILDINGS

I was on six-month leave from the Merchant Navy at the time and so could devote a lot of hours to the project. As the deadline approached all my spare time was focused on getting ready for the exhibition.

We made it (just), thanks in no small measure to the rest of the 903 Group. They made all the layout buildings, which are still in use today. The layout was well received at Cathcart, but the experience showed us that it needed more work to smooth out minor hitches in the general operation.

Originally, the layout was built to be viewed looking from behind the station building and was operated as a fiddle yard to terminus style layout. The next stage of the development was to build another fiddle yard and operate it as a double-ended terminus. Passenger trains from both Glasgow and Hamilton terminated at East Kilbride in this period, although goods traffic used it as a through line.

A member of the 903 Group, Jimmy Anderson, had built a new signalbox based on drawings for a Caledonian 'box of the correct period. He made such a lovely job of it that it would have been a shame for the public to see only the rear of the building and not the beautifully detailed interior. The whole layout was therefore reworked to change the viewing perspective so that the public would be looking towards the front of the station rather than the rear. Over the next few years this modified 'Eaglesham' visited exhibitions at New Lanark, York and Carlisle and was well received.

Being at sea made it difficult to commit to the long-term plans needed to attend exhibitions on a regular basis, and as a result the layout received little attention over the next ten years, although I spent my free time at sea in increasing my rolling stock, both kit and scratchbuilt.

By 2010 the already small membership of the 903 Group had been reduced by the sad loss of two founding members and the group reluctantly disbanded. At this time I joined the East Kilbride Model Railway Club.



**Above** The goods shed with a Wordies' wagon heading for the weighbridge. Wordies were one of the main Caledonian Railway carriers.



The buildings are nearly all scratchbuilt, based on plans of those found at East Kilbride in the period modelled. The station building, oil store and weighbridge were made by Tom McGhie and the dairy and stable by Hugh Douglas, both sadly no longer with us. The goods shed and water tank were built by John Anderson and the CR signalbox by Jimmy Anderson. They used a variety of traditional methods using card and embossed plastic sheet.

**Left** The interior of the signalbox shows up well as a 439 Class 0-4-4T passes on its way to Strathaven.

5

Early morning activity in the dairy yard while a 'Wemyss Bay Tank' 4-6-2T departs towards Glasgow with train of 45' bogie stock.







Engineers Blue Saloon No. 1, marshalled at the head of the breakdown train, was built from a Decent Models kit.

One of the members, Spencer Anderson, got me an invitation to the Perth Exhibition in 2012. With this in mind the layout was taken out of storage for a major overhaul. The electrics were found to be in good order, but the opportunity was taken to give the scenery a much-needed facelift.

This included installing cosmetic point rodding and adding a few cameo scenes to increase interest for viewers. The main cameo was centred around the grounded coach body being used as a bothy and was created by Joe Loftus. Ground cover was improved by the use of electrostatic grass and Woodland Scenics scatter material.

The show at Perth was extremely enjoyable and the layout received many favourable comments. Having retired by this stage, I decided to try to expand the exhibition side of my hobby and sent out a flyer promoting the layout to exhibition managers. As a result I received four invitations for 2013; Kyle MRC, Railex NE, Ayr and Aberdeen, and attended Midland Railex in 2014. Further outings are planned for 2015 and beyond. To keep the layout fresh, changes are planned to extend 'Eaglesham' and make it more interesting for the public.

## HARDWARE

The layout was built using traditional methods. 4' x 2' baseboards built on 2" x 1" framing, covered with plywood. Framing was made from secondhand timber to try and avoid warping. After more than





A scene that would have been common at East Kilbride in the early-20th century; a 439 Class 0-4-4T arrives from Glasgow with white-panelled six-wheelers as Lambie 'Jumbo' 0-6-0 No. 337 waits patiently in the yard.



20 years the boards are still flat so there is some justification for this method.

There are three scenic boards and a fiddleyard at each end. Track is from SMP with handbuilt points. The pointwork was made by taping the point plan down to a piece of softwood and using it as the basis of a jig for all the subsequent points. The trackwork looks very effective and I have frequently been asked if it is EM gauge.

The track was laid on a cork base fixed down with double sided sticky tape. All track sections had single core stiff dropper wires soldered to the underside of the track. These droppers are fed through the baseboards and connected underneath to give good electrical continuity.


The track was held temporarily in place with track pins for testing. When this was complete the track was eased up on the droppers and then fixed permanently in place with more double-sided tape. The ballast could then be added on top of the tape and well tamped down without using glue to further secure it. This gives nice quiet running and it has lasted well despite being transported to numerous exhibitions in the back of a car.

The three scenic boards and one of the fiddle yards bolt together into two 4' x 2' x 1' units for transport, the other single fiddle yard board sitting on top, the legs and other support gear fit into the roof box of the car.

The points are controlled by a mixture of SEEP & H&M solenoids, but I am in the process of changing

## MY FAVOURITE MODEL THE BREAKDOWN TRAIN

There is very little ready-to-run stock on the layout simply because there is not much available, but pride of place goes to the breakdown train. The crane was scratchbuilt in brass and took more than 250 hours to complete. The Connor 630 Class 0-6-0, tool and crew vans were also scratchbuilt.



Craven Brothers 20 ton Breakdown crane. 250 hours work, scratchbuilt in brass. See the *BRM* Annual 2015 for another remarkable scratchbuilt Cravens crane in 7mm scale, but fully operational and controlled by DCC.



Permanently coupled in the breakdown train, the CR Permanent Way Department tool van.



to all H&M as I find that they are more robust and reliable.

Most of the rolling stock was built before DCC and so control is analogue using a Tasma hand-held controller. These reliable units are no longer made, but I have managed to pick up a spare from eBay.

## ROLLING STOCK

All the stock is either kit-built in whitemetal or brass, or scratchbuilt in brass. Locomotives are from Wills, DJH and Jamieson as shown in the table below.

CR traction at East Kilbride would have been mainly 439 Class 0-4-4Ts or some of the older 4-4-0 Drummond locomotives with 0-6-0 'Jumbos' used for goods traffic. Using modeller's license, we see a greater variety of rolling stock than would actually have appeared on this short branch line. However,

this gives us the opportunity to show off some of the handsome Caledonian Railway locomotives.

The entire fleet is spray painted using Halfords grey primer followed by a coat of satin black, with passenger locomotives receiving an additional top coat of Caledonian blue. Top coats are applied with a Superspray refillable aerosol and lined using Kemco transfers, lining pens and, lately, Modelmaster decals. I find the latter to be fine enough to look realistic.

After transfers are applied, a coat of satin or matt varnish completes the model. There are, as ever, a large number of models waiting to be finished and more waiting to be started, including two 'Jumbos', 55 Class and 60 Class 4-6-0s and another of my favourite 'River' Class 4-6-0s.

The locomotives above are supplemented by models belonging to my co-operator John Anderson.

His collection adds 'Dunalastairs' and some of the earlier CR 4-4-0s.

Coaching stock is a mixture of 45' bogie, four- and six-wheelers, mainly from the Decent Models range with a few from Caley Coaches. The Decent Models range can still be obtained via eBay but are now becoming scarce. This is a shame as they're good kits and simple to make. I have another batch nearly complete and ready to go into service.

Wagons are a mixture of Model Wagon Co., 51L, Decent Models, D&S and others whose names have now disappeared from memory. Some have been modified to match those seen in contemporary photographs and increase the authenticity of the layout.

In the pipeline are a couple of scratchbuilt gun carriage sets - in brass - which will get finished as soon as I get the time.



The breakdown train waiting for a clear road before following 'Wemyss Bay Tank' (944 Class) heading for Glasgow with a train of 45' bogie stock.







**10**

A Brittain 670 Class 0-4-2 pauses with a train from Strathaven to Glasgow while No. 425 shunts the goods shed siding. Oil and gas tanks have been parked in the loop.

**We see a greater variety of stock than would have been the case on this short branch line, but it gives us the chance to show off more of the handsome Caledonian Railway locomotives.**

All vehicles are fitted with Kadee couplings. The electromagnetic coils for uncoupling are fitted in various locations. Although the couplings are not prototypical I feel that this is outweighed by their reliability.

At exhibitions the layout is meant to be operated as double terminus with the occasional through goods train. However, sometimes this arrangement is ignored and the station can be operated with through passenger trains. This makes for some interesting times in the fiddleyards trying to keep things in order! It is with this in mind that planned changes will include a better arrangement for through running, possibly including the building of a further baseboard and widening the scenic boards behind the backscene to accommodate storage roads.

#### FOR THE FUTURE

Planned improvements include adding working signals and station lighting with more work to be done on the ground cover. The group has been experimenting with sound decoders and hopefully these will be incorporated in the not too distant future.

I am now a member of the 12ADMRC, a small group of enthusiasts with a collection of small layouts. These include 'Milton Street', a late-1960s locomotive shed, and 'Rockvilla Goods', a goods depot set in 1970s Glasgow (and due to appear in **BRM** in spring 2015). We have a wide range of interests and each member of the group brings their

own particular set of skills to the forum. Joe is our webmaster and research guru as well as being useful on the electrical and electronics side. He is also the man to see for weathering as he has put a lot of time and effort into mastering this artform.

Spencer makes very fine buildings and the boxes to protect them in transit to exhibitions. He is also working on weathering skills. I tend to concentrate on building rolling stock and the occasional

baseboard. Group members give mutual support at exhibitions and their assistance to me has been invaluable.

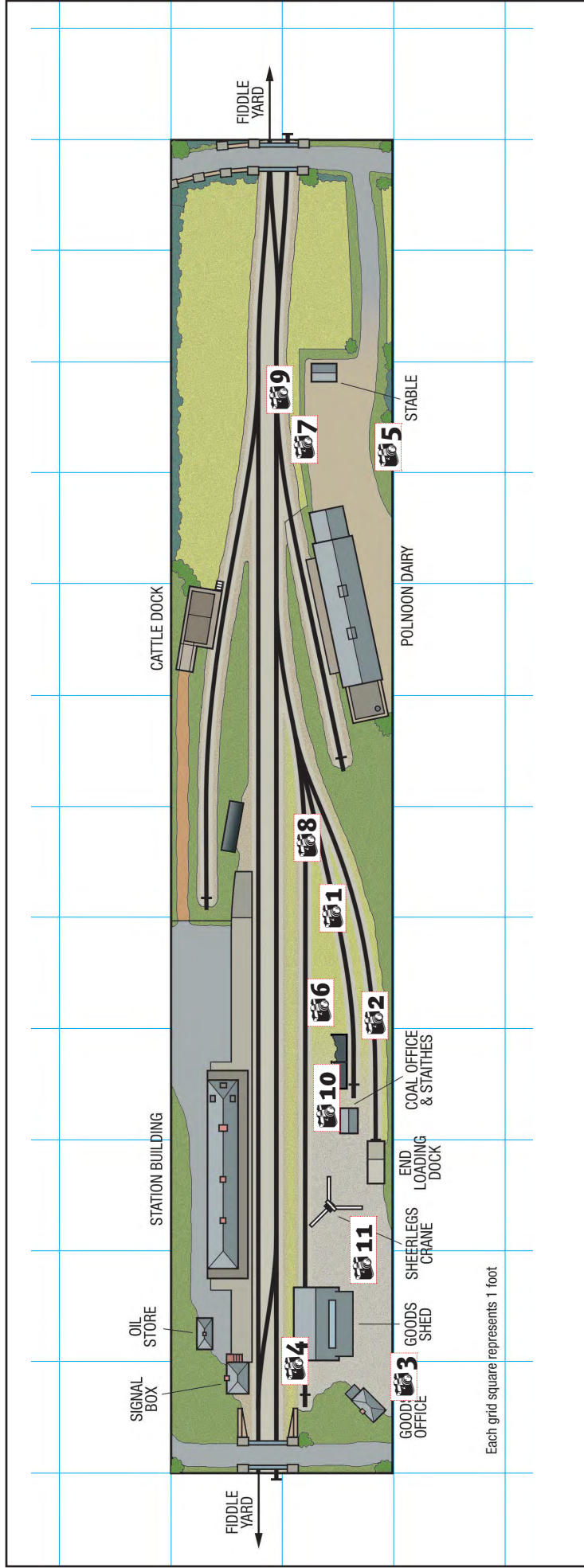
Many thanks to Joe Loftus, Spencer Anderson and Keith Brown. Thanks are also due to John Anderson for supplying additional fine Caley rolling stock at exhibitions. Please visit the website – [www.12ADMRC.co.uk](http://www.12ADMRC.co.uk) – and get in touch with us if you have any questions or comments. **BRM**



**11**

A very common arrangement for unloading wagons in the period modelled – a Scotch derrick.





*Sam Wilson*



The 'Caley' introduced 30t bogie mineral wagons as an experiment, but they were not a success. The models were scratchbuilt in plastic card and run on Ratio bogies. I have produced an etch for an improved model of this wagon.



Macintosh 600 Class 0-8-0 No. 601, an example of the CR's largest goods locomotive, hauling a train of empty 30 ton bogie mineral wagons – all were scratchbuilt (see left).



Drummond six-wheel Brake Third dating from the mid-1880s – a Decent Models kit. Rolling stock is a mix of etched brass kits from various suppliers and scratchbuilt items.



TRACKPLANS TO SUIT EVERY MODEL RAILWAY BUILDER

# THE **BRM** GUIDE TO... **TRACKPLANS** & **LAYOUT DESIGN**

DOWNLOAD  
YOUR COPY AS A



FOR ONLY £3.99

For more information please visit  
[www.pocketmags.com/BRM](http://www.pocketmags.com/BRM)

**55+**  
LAYOUT PLANS

- ▶ INSPIRATIONAL PLANS  
IN N, OO AND O GAUGE
- ▶ FIND THE RIGHT HOME  
FOR YOUR LAYOUT
- ▶ PLAN AND DESIGN  
YOUR PERFECT RAILWAY

PLUS

**EXPERT  
LAYOUT DESIGN  
TIPS**

**ON  
SALE  
NOW!**

**ONLY £5.99**

Available from WHSmiths  
and leading model shops





## HOW TO IMPROVE...

# A GRAHAM FARISH MK 1 SLEEPER

Good as the Graham Farish Mk 1 sleeping car is, **Mick Simpson** proves that a couple of hours work can produce something even more satisfying.

**T**his is not intended to be a blow-by-blow account of how to detail and weather a Graham Farish BR Mk 1 Sleeping Car; rather it's simply an account of how I spent a couple of very enjoyable hours making a simply beautiful model look more workaday. Finescaling the wheelsets took about a further hour. These were machined in the same manner as the tender wheelsets on the Graham Farish J39 0-6-0, the account of which appeared on page 88-90 of January 2014 edition of **BRM**.

### DETAILING

The detailing kit which comes with the model is not extensive and simply a representation of the buckeye coupling for either end (plus one which is modelled in the dropped down position) and four representations of the steam heat and vacuum pipes. Two others appear to be straight versions of the latter, which when fixed would give the impression of coupled pipes. Finally, there are two

gangway covers, one of which includes lamp brackets. These details take minutes to fit using solvent adhesive. The usual warnings are needed here - no smoking and don't breathe the vapour!

### WEATHERING

I haven't sought to make this coach truly grubby because in service sleeping cars would have been kept reasonably presentable; modern carriage washing facilities would have seen to that. However, even the most cared for of rolling stock can't escape the rigours of time, use, weather and light, so an essentially clean vehicle will always display signs of day-to-day wear and tear. As such colours will also be toned down and there will be signs of what rain, dust, the elements in general and that unavoidable interference - humankind, whether he/she be a railway employee or patron - can inflict upon it. If the vehicle is older and well used this effect will be even more pronounced.

My weathering career is in its infancy so I would not describe myself as an 'expert' in the art, far from it; but what I have done so far by dipping my toe in the water I have enjoyed.

Indeed I will continue and hopefully my methods will improve with time since what I have found is this aspect of modelling seems to bring its own level of satisfaction. My advice for anyone wanting to have a go at this kind of work is just that - get stuck in!

Pick up an old wagon, coach or whatever, select a photograph of the prototype vehicle and jump in. It's wise to spend a little time armchair modelling; maybe reading material from some of the established exponents of the art. By doing so you will learn the basics of weathering. What will come across straight away is that there's no right or wrong way, just some basic rules and preferences.

If there is one 'golden rule' I would say it is this; always stop before you go too far. You can add more later, but once it's on it is devilishly difficult to remove.

Since I wanted to show a vehicle that was relatively well looked after I wasn't looking to do anything really drastic to the vehicle between the solebar and roof. In fact the roof has had the most in the way of 'treatment' and I like to think everything else has an element of subtlety about it.

### GIVING IT THE TREATMENT

After removal of the 'N' coupling and fitting of the little details I masked the coach sides, then using various mixes of only two colours - Humbrol Matt 33 (black) and Matt 62 (leather). The only other colours used were Humbrol Matt 53 (gunmetal) from the Metalcote range on the buffer faces and AK Interactive AK084 to provide a slightly glossy oily finish on the axleboxes. I have used acrylic colours in the past but because I wanted to 'work'





## TOOLS FOR THE JOB



This is the Iwata HP SB Plus which is a super bit of kit. Mine came from the Airbrush Company (see more at <http://bit.ly/11jPurN>) and the little cups with detachable base (one shown detached) are really handy and very easy to clean. Iwata airbrushes really have a quality feel to them. Look out for more on them in **BRM** soon.



From left to right: A selection of brushes for those fiddly little cleaning jobs, centre rear, dental brushes come in very handy for cleaning the inaccessible places, centre front, baby buds, very handy for mopping paint residue from cups and minimal cost; eye dropper - used for dispensing paint and thinners into paint cups; extreme right - modified dental tool for mixing paint in spray cups when only small amounts are needed. I make good use of my local pharmacy!



The sleeping car masked and ready for the first pass with the airbrush. On the left can be seen the two colours used most in this weathering exercise. The large black at the rear right is an airbrush cleaning station (also from The Airbrush Company). It's not all that expensive and it does mean that you have somewhere to spray what paint is left in the cup if you have no further use for it and neat thinners as part of a rigorous cleaning regime, essential when dealing with airbrushes.



# PRACTICAL BRM



## Even the most cared-for items of rolling stock can't escape the rigours of time, use, weather and light.

some parts of the paint I chose enamels because they take a little longer to dry and this gives time to push paint where you want it to go and, most importantly, remove it from where it is not wanted.

I built up the weathering in stages using a slightly different mixture, each time gradually getting lighter in shade and attempted to make the finish other than uniform. The roof was done first using a predominantly black mix, progressively mixing in more of the Matt No. 62 at each stage to give a variation of tone.

By the time I had worked my way down to the solebar and bogies I was using a fairly light-ish colour. The roof doesn't want to be just a respray of matt black, there should be some variation in tone with perhaps greater deposits of grime and 'trail dust' at either end, particularly the corridor connections.

With this work done I was happy to remove the masking since the small amount of work yet to do would be done mostly with brushes and a mixture of paint and enamel thinners.

### FINISHING TOUCHES

Study of the bogie photograph revealed lighter shades around the area of the brakes and on top of the bogie, so once the spraying had

properly dried I used a fine brush to apply a thin mix of the black/leather weathering paint to these areas. I also brushed a fairly light shade of the mix on to the stepboards on both sides. I thought about not doing the emergency door stepboard (the centre door on the corridor side) on the basis that it might have seen less wear, but in the end decided to treat it because even though the door was only designed to be opened from the inside railway staff must have used it. That's my story and I'm sticking to it!

I then took a very watery mix of thinners and matt black and ran it down the representations of the gap between the doors and the bodysides. This task obviously results in thin black paint lying on the bodyside either side of the door 'gap'. A small

'flatty' type brush sweeping longitudinally along the coach side removes the excess and if the brush is kept as much on its side as possible the paint remains in the gap, creating the desired effect. The remaining paint on the brush can then be spread all over the body sides creating a dulling down effect that I was seeking to achieve.

An added bonus for me was that I could also spread some of this paint up to just below roof level where it served the purpose of reducing the glare of the yellow First Class cantrail band. In doing this using the flat brush I made sure the brush strokes were continued full height of the vehicle to avoid any noticeable brush marks or unsightly patches. I am very pleased with the result - I've just got to think of a reason to run this one now! **BRM**

### FURTHER READING

► Nigel Burkin's review of the Graham Farish Mk 1 Sleeper  
**W** [bit.ly/1xTAwFG](http://bit.ly/1xTAwFG)

► More on Commonwealth bogies  
**W** [en.wikipedia.org/wiki/File:Commonwealth\\_bogie.jpg](http://en.wikipedia.org/wiki/File:Commonwealth_bogie.jpg)

► *British Railways Mark 1 Coaches*, Keith Parkin, HMRS published by Pendragon Books 1991

### USEFUL CONTACTS

► AK Interactive Products  
**W** [ak-interactive.com](http://ak-interactive.com)

► Airbrush Company  
**W** [airbrushes.com](http://airbrushes.com)

► Humbrol  
**W** [www.humbrol.com](http://www.humbrol.com)



7<sup>TH</sup> & 8<sup>TH</sup> FEBRUARY 2015

# THE FESTIVAL OF BRITISH RAILWAY MODELLING DONCASTER

## SHOW PREVIEW

Kinmundy is one of over 30 fantastic layouts on show at Doncaster.

# THE FESTIVAL OF BRITISH RAILWAY MODELLING

See the best British layouts in action at 'Donny' 2015

**W**ith the show season fully underway, the festival of British Railway Modelling will be returning to Doncaster for an event packed with the best layouts in the hobby.

## GUEST LAYOUTS

- ▶ Burnham on Sea (N)
- ▶ Imperial Yard (N)
- ▶ Stokesay Junction (N)
- ▶ Stoney Lane Depot (N)
- ▶ Aldbury (OO)
- ▶ Alderford (OO)
- ▶ Borders Reach (OO)
- ▶ Brancaster (OO)
- ▶ Towcester (OO)
- ▶ Widnes Vine Yard (OO)

- ▶ Edgeworth (OO)
- ▶ Empingham (OO)
- ▶ Florinstone (OO)
- ▶ Glendevon (OO)
- ▶ Halston Junctions (OO)
- ▶ Newbie Bridge (OO)
- ▶ Northwick (OO)
- ▶ Oulton TMD (OO)
- ▶ Parcel Point (OO)
- ▶ Summat Colliery (OO)
- ▶ The Clydach Railway (009)
- ▶ Owen's Bridge (009)
- ▶ Kinmundy (EM)
- ▶ Minorities (EM)
- ▶ Three Mills (3mm)
- ▶ Moxley Heath (O)
- ▶ Penpoll Quay (O)
- ▶ Ravens Rock (O)
- ▶ St Georges Quay (O)
- ▶ Bankfield Road (O)
- ▶ Tinkers Green Sidings (S7)

## OTHER ATTRACTIONS

**Look out for the BRM stand where you'll find:** ▶ The latest issue of the magazine, on-sale before it's in the shops ▶ The BRM 2015 Annual ▶ Great, show-only subs offer (TBC) ▶ Back Issues of BRM ▶ And DVDs for just £1 each

### Top advice and demonstrators at hand

Want advice on a new project? Have that broken item and wondering how to fix it? Even if it's just for a friendly chat, our demonstrators will do their very best to help out.

## TRADE STANDS

- ▶ All Components Ltd
- ▶ Aspire Gifts & Models
- ▶ B H Enterprises/Buzz Models
- ▶ Bill Hudson Transport Books
- ▶ Book Law/Santona Publications
- ▶ Ceynix
- ▶ Cheltenham Model Centre
- ▶ Connoisseur Wrenn
- ▶ Daves Railway Films
- ▶ DC Kits
- ▶ Digitrains Limited
- ▶ Doon Valley Models
- ▶ Eileen's Emporium
- ▶ Elaines Trains
- ▶ Footplate/Flangeway
- ▶ Golden Age Models
- ▶ Gramodels
- ▶ Green Scene
- ▶ Hafix
- ▶ Hobby Holidays
- ▶ Invicta Model Rail Ltd

- ▶ Keen Systems
- ▶ Layouts 4U
- ▶ M&J Taylor T/A Going Loco
- ▶ Modelmania
- ▶ Model Masters
- ▶ P & D Marsh Models
- ▶ P & H Models
- ▶ Pennine Models
- ▶ Replica Railways
- ▶ Ron Connor
- ▶ Shawplan Model Products
- ▶ Steve Currinn Books
- ▶ Taunton Controls Ltd
- ▶ Ten Commandments
- ▶ The 2MM Scale Association
- ▶ The Hereford Model Centre
- ▶ The Model Centre (TMC)
- ▶ Tools 2000
- ▶ TPA Books
- ▶ Train-Tech
- ▶ Wealistic Models
- ▶ Wizard Models (MSE/51L)
- ▶ W M Collectables

## USEFUL INFORMATION

**When?** February 7th and 8th

**Where?** Doncaster Racecourse, The Grandstand, Leger Way, Doncaster, DN2 6BB

**How much?** BRM Subscriber £7.00, Adult £9.00, Child (5 - 14) £4.50, Family (2 + 3) £27.00 **Opening times:** Sat 1000 - 1700 / Sun 1000 - 1630 **Book tickets** at [www.model-railways-live.co.uk](http://www.model-railways-live.co.uk) to save







# NR TRACK INSPECTION COACH

Completing his Network Rail test train project, *Nigel Burkin* demonstrates the construction of a unique Mk 1-based vehicle using a kit by Britannia Pacific Models.



**Above** Out and about on the author's layout, working with Mk 2f RTOV 9701 (see October **BRM**). Kadee couplings are fitted to the frames of both coaches making propelling of the train more reliable.

**Below** A top-and-tail formation with Hornby Class 31s. DB999508 is not an inspection saloon in this guise. When operated as a track inspection coach, it has to be hauled or marshalled in the formation of a push-pull train consisting of top-and-tailed locomotives or a driving trailer.







A Network Rail track inspection train makes a great modern train for small layouts; DRS 37 667 propels DB999508 and former DBSO 9701 into Nairn station on 5th March 2012.

Network Rail test trains are a great subject for modellers of the contemporary railway - in any scale.

**A**s we showed in the October 2014 edition of **BRM**, Network Rail test trains are a great subject for modellers of the contemporary railway. Having shown how to convert an Airfix Mk 2 brake coach into Remote Train Operating Vehicle (RTOV) using the PH Designs kit, it's now time to look at the other vehicle in this short, but interesting train.

Three inspection saloons were built by BR's Swindon Works in the early-1960s to a completely different design to the more numerous 50' LMS design recently introduced by Bachmann. Classified as Q13 under WR diagrams, they are not as well known as the LMS saloons but still survive today, either in private ownership, preservation or in the case of our subject, DB999508, as a Track Inspection Coach (TIC). Construction dates vary according to which source is consulted. One suggests a date of 1957 for DB999506; others *circa* 1960 for DB999508/509.

Built on 57' underframes and measuring 60' over the buffers, the Swindon saloons have Mk 1 coach characteristics including the underframe, body profile and windows. They are instantly identified from the LMS saloons by having two large cab windows and a different body profile. For some, the Swindon-built saloons are more attractive than their LMS-designed counterparts, although I find all saloons interesting subjects to research and model, especially on compact layouts.

One saloon of this design, DB999508, was converted to a Track Inspection Coach in mid-1987 at Cardiff Cathays. The work involved the fitting of the side recesses for observation work, which set this vehicle apart from the other two. Later, the coach was upgraded with the fitting of a generator *circa* 2003 and upgraded instrumentation. Latterly, the coach has been painted Network Rail yellow and, with its propelling days being long gone, the ends are black rather than warning panel yellow. For a while, DB999508 was painted Serco red/grey



A formation consisting of two Class 31s: 31 602 and 31 233 working in top-and-tail mode. When the cost of Hornby Class 31s is factored in, this could be a short, but costly train to model!



A view of the roof of DB999508 showing the position of roof vents and water pipes.

with yellow ends and prior to that, a non-standard black, yellow and blue scheme. For the record, the unmodified saloons were, in BR days, painted BR lined maroon when new; subsequently replaced with BR blue/grey with warning panel yellow ends.

As a project, DB999508 is a lovely standalone for insertion in a test train, working top-and-tail with NR Class 31s or DRS Class 37s or a Network Rail DBSO (usually 9701). I chose to model it in post-2003 guise, pairing it with a DBSO and a Class 31/1.

**TURN OVER FOR A STEP-BY-STEP GUIDE** ➡





# PRACTICAL BRM





## THE KIT

Multi-media kits (or fully assembled models) for the 57' Mk 1 inspection saloons and DB999508 in its post-1987 track inspection coach guise are available from Britannia Pacific Models. The kit is not difficult to build, even allowing for some tweaking and adjustment to fit the underframe floor to the body (when assembled) and to achieve the correct ride height from the rail. The kit has good instructions, albeit with some missing details and a couple of minor errors which can be easily corrected using reference photographs.

This DB999508 kit was supplied with Replica Railways B1 and B4 bogie kits; the latter being more suitable for our purposes. Many components are from the DC Kits range, including the roof moulding, buffers, rubbing plates, underframe trussing and floor.

The supplied roof vents are not the correct pattern and I replaced them with cast whitmetal



A comprehensive multi-media kit for the Swindon-built 57' inspection saloons is available from Britannia Pacific Models, together with ready-assembled models. A mix of materials including brass, whitmetal and ABS plastic are used in its construction.

dome vents. I added cast metal extended oval buffers, extractor fan cowls and underframe battery boxes from the Comet Models range. The vacuum formed front glazing was abandoned in favour of acetate sheet whilst the underframe was detailed with air brake components. Before making a start, I seek as much reference material as possible on my chosen subject and compare the information with the kit instructions. Photographs were used to determine the position of the warning horns over each cab and additional equipment such as ventilation and extractor cowls.

It might be that changes were made to the project vehicle during the development of a particular kit or information simply was not available when it was being designed. Reference photographs are essential! Finally, I abandoned the tension lock couplings moulded to the bogie frames in favour of No. 146 Kadee couplers mounted on the underframe.

**Left** The kit utilises parts from the DC Kits range, particularly for the underframe and roof moulding. Bogies are supplied including BR B1 and B4, the latter being appropriate for DB999508 as a track recording coach. No interior details or partitions are provided in the kit.

## USEFUL WEBSITES

- ▶ [www.departmentals.com](http://www.departmentals.com)
- ▶ [www.traintesting.com/TIC.htm](http://www.traintesting.com/TIC.htm)
- ▶ [www.britanniapacific.co.uk](http://www.britanniapacific.co.uk)
- ▶ [www.modsupplies.co.uk](http://www.modsupplies.co.uk)

## SHOPPING LIST

### COMPONENTS

- Wheel brake discs
- 12mm diameter coach wheels
- 2mm diameter pin point bearing cups
- Comet extended oval coach buffers
- 0.45mm diameter brass wire
- NMS/NNK Mk 1 coach roof dome vents
- Comet Models catering vehicle roof cowls
- Air brake distributor and air tank
- Shawplan Models Mark 1 coach door furniture etchings

## DOWNLOAD

Nigel Burkin's article on modelling a Network Rail Mk 2f DBSO from October 2014 issue of BRM at [www.pocketmags.com](http://www.pocketmags.com)

## Materials to finish the model include:

- 60 by 20 thou styrene strip (Evergreen)
- 100 by 20 thou styrene strip (Evergreen)
- 40 thou sheet styrene (NMS)
- 0.45mm brass wire for hand rails and water tank filler pipes
- 0.2 wire strands stripped from layout equipment wire
- 8BA 0.25" counter sink screws
- Clear acetate for glazing
- Squadron putty filler
- PlastiZap CA glue for difficult plastics
- Plastic weld or Super Weld (not MEK)
- Grey general purpose primer
- Phoenix Precision Network Rail yellow paint
- Phoenix Precision Network Rail roof grey paint
- Weathering colours and black
- Satin varnish

## BUILDING THE BODY

Before making a start on the body, take the relevant components and lay them out on your workbench to place the side sections in the correct order. A dry run to determine the construction order with the assistance of the instructions will help.



The sides are composed of etched brass sections to allow for the side recess castings. Each piece is carefully rolled to introduce a slight curve to match the cab castings. Use a wooden dowel and with the sides resting on a computer mouse mat the correct curved profile was achieved using the cast resin ends as a guide.



A length of ABS plastic roofing is supplied with the kit. The roof is prepared by removing moulding lines from the inside surface and cutting one end square. The ends of the saloons are flat which means there is no need for a bowed roof profile at the ends.


## ADHESIVE ADVICE

A multi-media kit consists of components made from a mix of different materials. The key to successful assembly is to use high performance adhesives - do not go cheap. No matter how good the adhesives are, careful preparation of the parts is essential too. Brass should be rubbed down with a fibreglass scratch pencil or grade 800 wet-and-dry paper where glue is expected to bond to it. The roughened surface gives the glue a key for making a good bond. Plastic mouldings and resin castings must be washed to remove any traces of oil or other contaminants. Whitmetal castings may have mould release agent on them as well as tarnish, so clean them before assembly.

I prefer to use a specialised cyanoacrylate glue called PlastiZap (together with an accelerator) which is designed to cope with advanced plastics. It is a very efficient superglue with a semi-viscous consistency and a working time of about five seconds. It will bond plastic, styrene, ABS and resin to brass very efficiently following proper preparation of the kit parts.

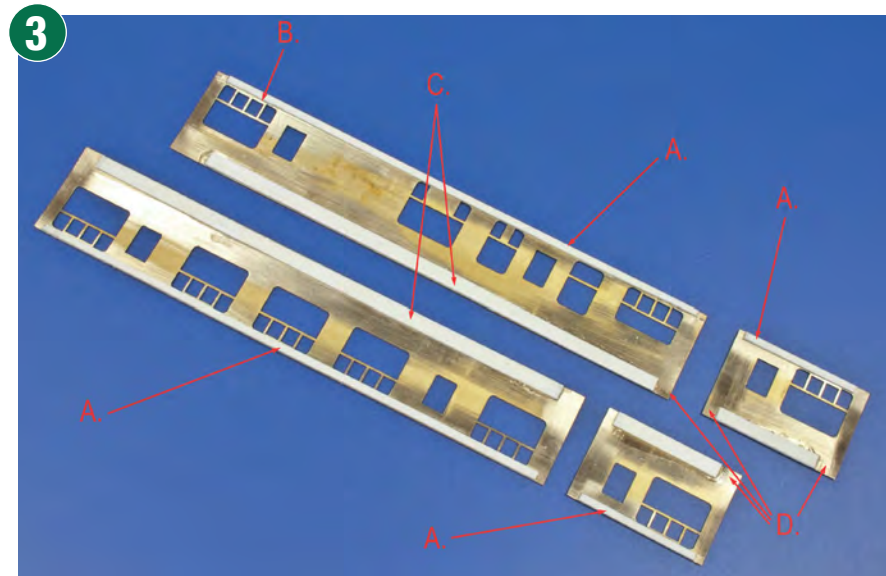
ABS plastic is used for the grey material used to make the underframe parts, floor and roof. The appropriate solvent cement to bond them together is Plastic Weld or Super Weld. Apply it sparingly, ideally with a microbrush, to avoid flooding the model and distortion of the parts.





**Above** A fiberglass scratch pencil is used to clean the inside faces of the etchings to provide a key for adhesives.


**Right** Pieces of 20thou thick styrene strip of two sizes are fitted to the inside edges of the sides to stiffen them and assist fitting to the roof moulding. The top edge pieces are composed of 60 thou (A) leaving a rebate for affixing the glazing (B), whilst the bottom edges are fitted with 100 thou wide strips (C). Note that the strips do not extend fully to the end of the etched sides so to leave room to fit the body side and cab castings (D).




The first piece of the body to be assembled to the roof is a cab casting. Once secure, the profiled front edge of the roof is cut flush with the cab front. Resin is particularly easy to glue to all sorts of materials with high performance CA glues, including the roof used in the kit.



Sides are progressively added to the roof moulding using solvent adhesive to make the bond. 20thou thick styrene strip also pads out the brass etchings so they sit correctly relative to the roof rain strip. The plastic strips applied to the inside of the brass sides make it easy to glue the roof in place.



Care has to be taken to ensure the recess castings are fitted exactly opposite each other and sit clean against the roof. They must not bow inwards or sit even slightly forward relative to the other. Any misalignment should be corrected before gluing the side recess castings in place.



**Left** With the position of the second cab casting correctly determined, the cab roof may be cut to the exact length to fit the body as it has been assembled. I prefer to build the body to determine exactly the length required and cut the roof to fit the coach rather than measure it first to find it is a tad too short!


**Right** Care taken when rolling the sides to shape ensures they meet the cab castings with a neat join which is bonded with Plasti-Zap CA glue. Although the instructions suggest that the roof is cut to allow for a overhang at the ends, I found the plastic to be too thick for a convincing appearance above the cab windows. I cut it flush with the cab fronts and added a small roof overhang over each cab using 20thou by 20thou styrene strip instead.



**NEXT: ROOF, CHASSIS AND DETAILING** ➡

**10**

A look over to fill any gaps and irregularities, particularly between roof and cab castings, completes the main superstructure building before rubbing down and preparing the body for roof detail. Construction is neat thanks to the design of the kit and the construction method which benefits from advanced CA glues. Very little filling work was required to prepare the body for detailing.





# PRACTICAL BRM



**Right** Careful reference to photographs helps to determine the position of roof vents and long water tank filler pipes. I cross-referenced this information with the instructions before drawing a centre line along the length of the roof with a black marker pen.

## ROOF DETAILS



**3** With the vent locations determined from photographs and the kit instructions, small diameter pilot holes were drilled in each ventilator position. Pilot holes make the drilling of the larger hole more accurate.



The holes were opened out with a 1.5mm drill bit to accept the cast ventilators.

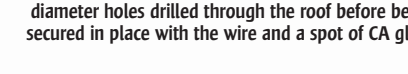
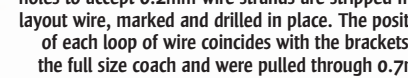

**5** The next task was to measure and draw in the position of water tank filler pipes. The instructions were helpful with regard to the length and position of the pipes.



**6** Water pipes were shaped from 0.45mm brass wire, carefully bent into the required shape with particular care taken with the shape of the pipes at the point where they run down the ends of the coach.



**7** Tape is used to hold the wire pipes in place whilst holes to accept 0.2mm wire strands are stripped from layout wire, marked and drilled in place. The position of each loop of wire coincides with the brackets on the full size coach and were pulled through 0.7mm diameter holes drilled through the roof before being secured in place with the wire and a spot of CA glue.



## UNDERFRAME AND BOGIES

There was little in the instructions to assist with the assembly of the underframe. Working on the principle that the saloon was built on a Mk 1 57' coach underframe, I used a BG underframe together with reference photographs and diagrams to assist with the location of bogie centres and underframe trussing.

Bogies are assembled from the supplied Replica Railways kits and fitted with 2mm top hat bearings and DCCconcepts high-quality 12mm diameter wheels fitted with disc brake inserts. 8BA screws are used as bogie pivots; with washers used to adjust the ride height of one bogie at one end of the coach. This bogie will be free to move under the coach in all planes. A basic three-point compensation results if the second bogie is allowed to ride on the two moulded bearing pads on top of the bogie spacer. They will restrict its vertical movement in a plane across the width of the coach. Corresponding pads should be fitted to the underframe to ensure this bogie also supports the coach at the correct height (B). The coach can be levelled across its width using this method so it runs level over uneven track; one bogie keeps the coach stable whilst the other takes up undulations in the track. The result is a wobble-free ride, especially when the coach is correctly ballasted and quality wheels are fitted.

The Replica B4 bogies are assembled, wheels and bearings fitted and the clasp brake shoe mouldings removed. The supplied truss mouldings are for 64' Mk 1 coach kits, so they must be adapted to fit the shorter length frame. The floor has key measurements marked in place including the centre line and bogie centres. Drill 2mm diameter holes through the floor and the body cross members to allow 8BA screws to conveniently self-tap into the plastic making a cheap and effective body to underframe fixing method.

## PAINTING AND FINISHING


There are a few small jobs to complete on the body before priming and painting. I did not like the etched door hinges in the coach sides and covered them with etched ones from a fret by Shawplan.

The moulded high-level air pipes were also removed and replaced with a separate casting. A square headlight housing from Replica Railways was fitted to both cab fronts (disused because the TIC is no longer propelled) and the moulded buffer shanks pared away to allow the fitting of cast metal oval buffers.

Painting of the livery is straightforward, the livery being simple, with minimal embellishments. An overall coat of primer was followed by a coat of light grey paint which is the ideal undercoat for Network Rail yellow. Roof grey followed, with the saloon finished with black ends. Detail painting includes the addition of an orange warning stripe along the gutter line, black to the generator compartment grilles and a dusting of exhaust on the roof adjacent to the ventilator which covers the exhaust opening. The water filler pipes should be painted blue where they run down the ends of the coach. Satin varnish neatly seals in the transfers which were taken from a variety of sheets, with black numerals and letters produced by Fox Transfers. No Network Rail logos are applied to this vehicle.








1

The floor moulding is intended for standard length Mk 1 64' coach kits and should be cut to length to suit the shorter 57' frame of DB999508. Construction is aided by drawing in a centre line across the floor. I added cross members of 40thou styrene to the body as fixing points for the floor



Solebar footsteps are marked in place and the unwanted footstep moulding is pared away with a sharp modelling knife. Note that some of the doors in the coach are unused and one has no footstep.



3

4

The completed underframe, is shown, primed ready for a coat of black paint. The bogies are pivoted on 8BA screws fitted to the underframe. The bogie to be fitted to the pivot nearest the camera (A) will be adjusted for ride height using washers. The one fitted at the pivot furthest from the camera (B) will ride on bearing pads to create a simple 3-point compensation.



A number of changes were made to the basic kit, including the replacement of the supplied ridge dome vents with cast metal dome vents; the fitting of door hinge details and additional details to the underframe. Overall, it was satisfying to build and makes an interesting addition to my collection which is increasingly dominated by RTR models.

## DETAILING AND GLAZING

I confess to not modelling the interior at this stage. Most of the lower glazing in the full size coach is tinted, and quite heavily tinted at that, a feature of which I took full advantage at this stage to restrict the view into the coach. The glazing was cut from acetate sheet and glued to the inside of the brass sides. This creates a slightly recessed look which is just one of those features of brass-sided coach building techniques. Sometimes, glazing material simply will not sit neatly against the inside of a curved side without wanting to spring away from it slightly. I cut my own glazing for the cab windows, securing the pieces with gloss varnish to achieve a flush-glazed appearance. The supplied

windscreen wipers were painted black before being added to the model with a tiny touch of gloss varnish. Other details include the door handles and long handrails adjacent to those access doors in regular use.

The model will be fitted out in due course, when more information comes to hand. In the meantime, some partitions for the lavatory and kitchen area could be fitted with confidence using the original BR diagram. For these, 40thou styrene card appropriately painted, would do the trick.

To finish, I weathered the underframe and bogies with frame dirt - only the gentlest application from an airbrush and nothing more. Assembly and final

adjustments to ensure the coach ran level and straight were undertaken; a job which takes time. I noticed that the buffer position was lower than those of my DBSO and Class 31, something which was almost impossible to fix during assembly.

To model such an interesting and unusual vehicle, the cost is quite reasonable because of the simplified livery and few transfers needed to finish it. It took about 30 hours over eight weeks to complete with a light touch - no overdone weathering! Should a model of a Diagram 552 saloon prove attractive to you, also give some consideration to DB999506 owned by West Coast Railways and finished in BR lined maroon.



# MODELLING MERSEYRAIL

Merseyrail's intensive operations in and around Liverpool have been largely overlooked by modellers, but with suitable EMU kits coming soon, **Paul A. Lunn** offers four possible layout options.



The advent of Southern Region Models' Class 507/508 EMUs will give us, for the first time, accurate models of these trains, making Merseyrail layouts a viable proposition. They appear in two different liveries in this 3-D view across the minimum space layout design. To the right is a Provincial Class 150 DMU and extreme left is a Class 73/0, briefly used on engineer's trains on the system. Whatever your space or budget there are four layouts to choose from or be inspired by.





# LAYOUT PLANNING



## UNDERSTANDING THE PROTOTYPE

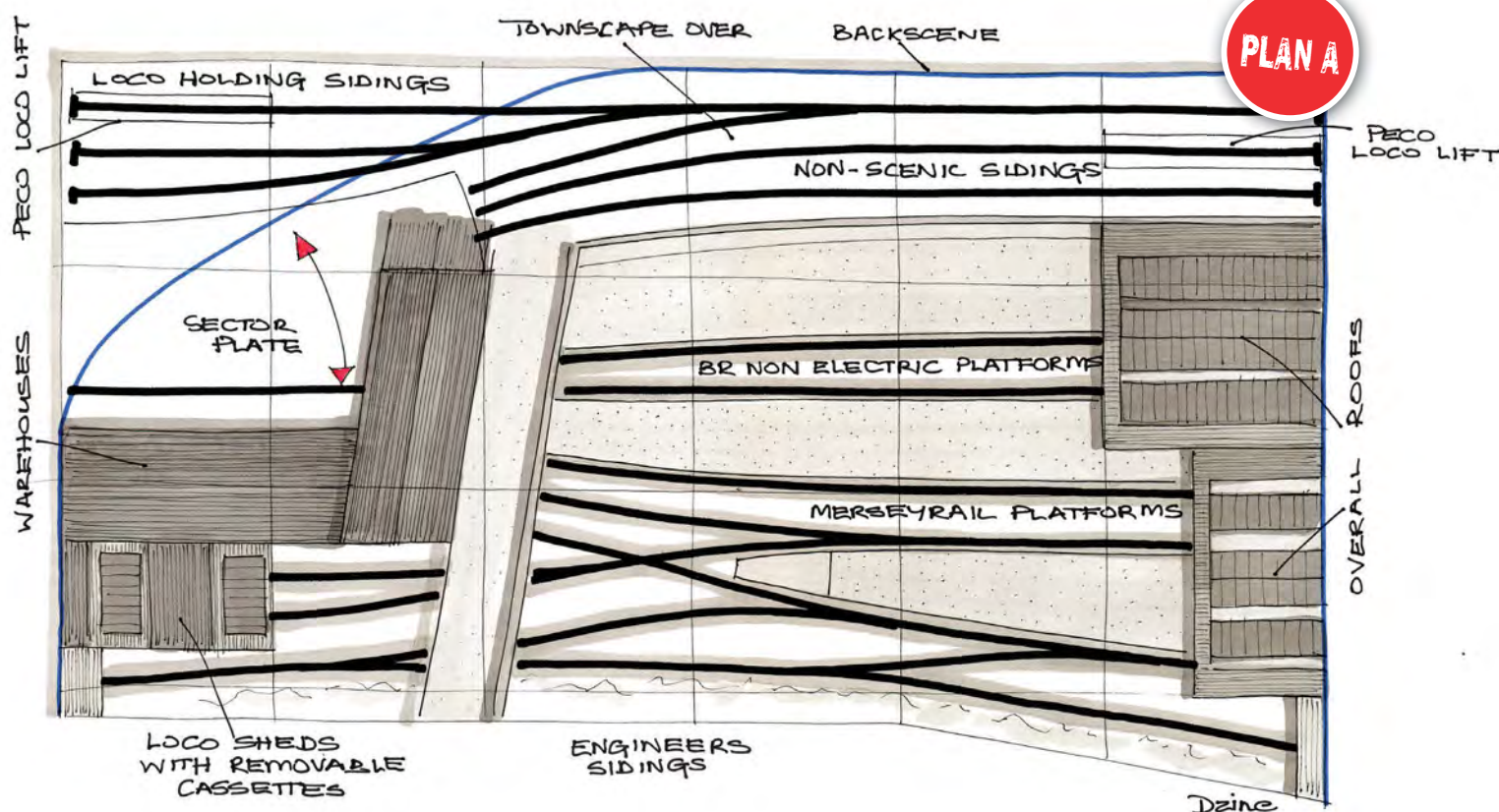
'The Story of Merseyrail' is briefly but effectively described in this complimentary booklet from 1978. Copies are relatively easy to obtain on the secondhand market at nominal cost. It describes, how as a culmination of all the relevant history,

'Between 1972 and 1977 the railway lines between Liverpool, Southport and Ormskirk and the Wirral were developed together with the routes to Garston and Kirkby to form a rapid transit system designed to provide fast, comfortable and convenient travel for Merseyside commuters, which is capable of further extension.' It particularly focuses on the Loop and Link, largely new underground sections, and these are featured at the time of construction.

Merseyrail, a train operating company and commuter rail network, is generally considered as consisting of three lines; the Northern Line serving as far as Southport, Ormskirk and Kirkby, Wirral Line serving Chester, Ellesmere Port, New Brighton and West Kirkby and finally the City Line, a separate non-electrified line operated by Northern serving much further afield; Crewe, Warrington, St Helens, Manchester and Preston. Whilst the latter has great relevance, particularly where joint stations exist, it is the Northern and Wirral lines that form the core inspiration for this article. There is considerable information in the public domain, especially the internet, including cab ride DVDs and I encourage you to explore such sources to gain greater knowledge on which to base your layout, bearing in mind the usual warnings with online material.



A pair of Class 73/0s in Merseyrail yellow, with 73001 taking centre stage outside Hall Road Depot. The electro-diesels, along with ex-Class 501 Sandite/de-icing vehicles offer further operational interest to all of the proposed designs, though a compromise to one coach only will have to be made to the smaller layouts. Note the shed construction behind, especially relevant for the pinched oval layout and its substantial depot.



A minimum space example containing Merseyrail and BR non-electric platforms together with a small depot and space for engineers trains, in what might be considered as a 'micro' space of 6' x 3' 6". Although relatively small, the design offers considerable operation between scenic and non-scenic sections, accessed via a sector plate, capable of holding a two-car EMU/DMU or a Class 73 and two to three wagons. Non-scenic sidings are covered by a high-level warehouse street scene and the arrangement is shown in the accompanying 3-D illustration.

## FACT FILE

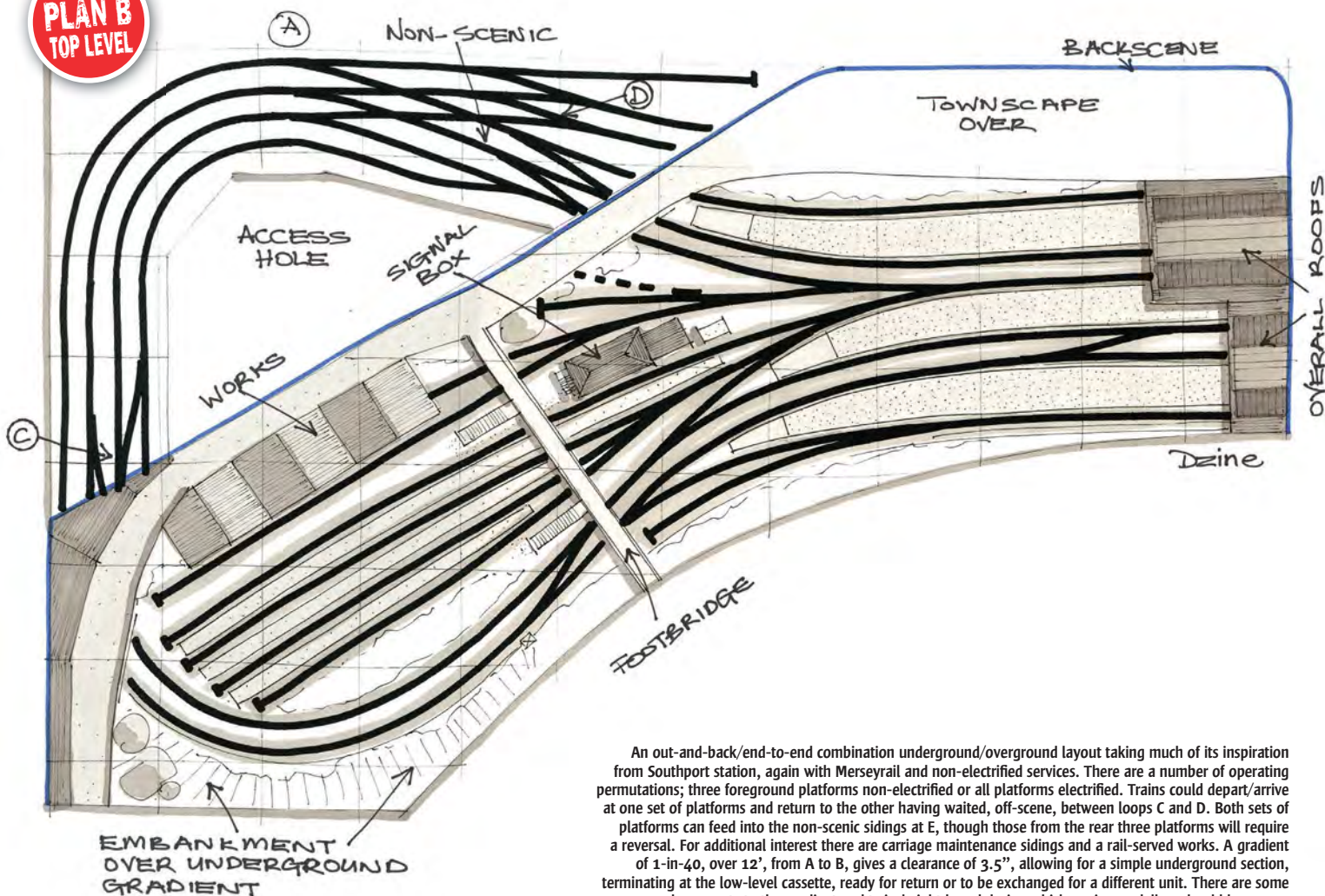
### CLASS 507/508 EMU – KIT AND PROTOTYPE

Essential to all layout designs is the proposed release, by Southern Region Models, of the Class 507/508 EMU. Due out in the first quarter of 2015, the cream coloured, largely resin kit will comprise a one-piece body with etched window overlays and glazing strips, a floor with interior seating, one-piece trailing bogies and overlays for the power bogie (to be provided by the customer, but expected to be a Tenshodo unit). Simple instructions will be included to aid assembly. For further information go to [www.southernregionmodels.co.uk](http://www.southernregionmodels.co.uk)



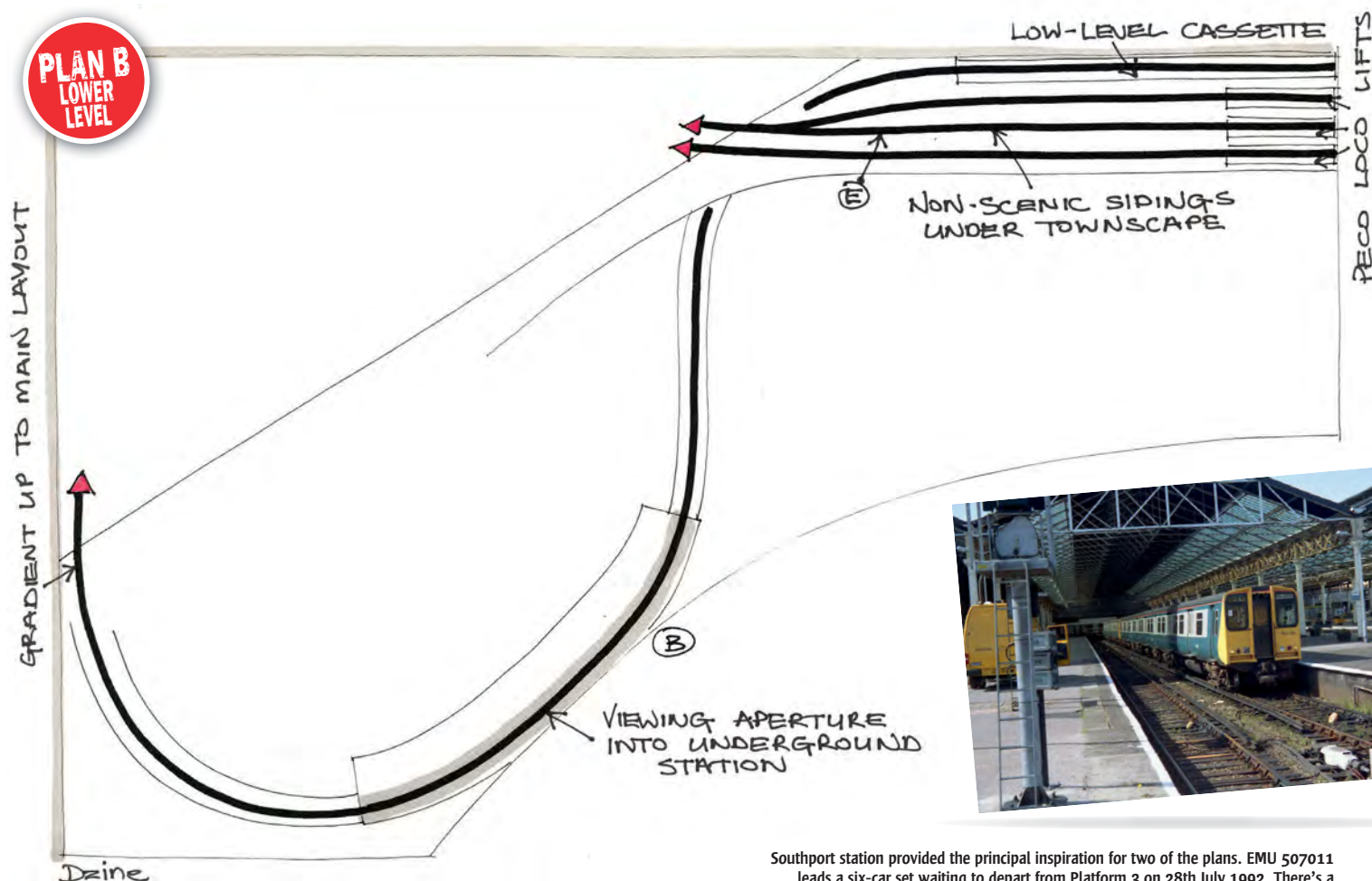


# PLAN B TOP LEVEL



An out-and-back/end-to-end combination underground/overground layout taking much of its inspiration from Southport station, again with Merseyrail and non-electrified services. There are a number of operating permutations; three foreground platforms non-electrified or all platforms electrified. Trains could depart/arrive at one set of platforms and return to the other having waited, off-scene, between loops C and D. Both sets of platforms can feed into the non-scenic sidings at E, though those from the rear three platforms will require a reversal. For additional interest there are carriage maintenance sidings and a rail-served works. A gradient of 1-in-40, over 12', from A to B, gives a clearance of 3.5", allowing for a simple underground section, terminating at the low-level cassette, ready for return or to be exchanged for a different unit. There are some complex aspects to the gradient and twin-height board design which novice modellers should be aware.

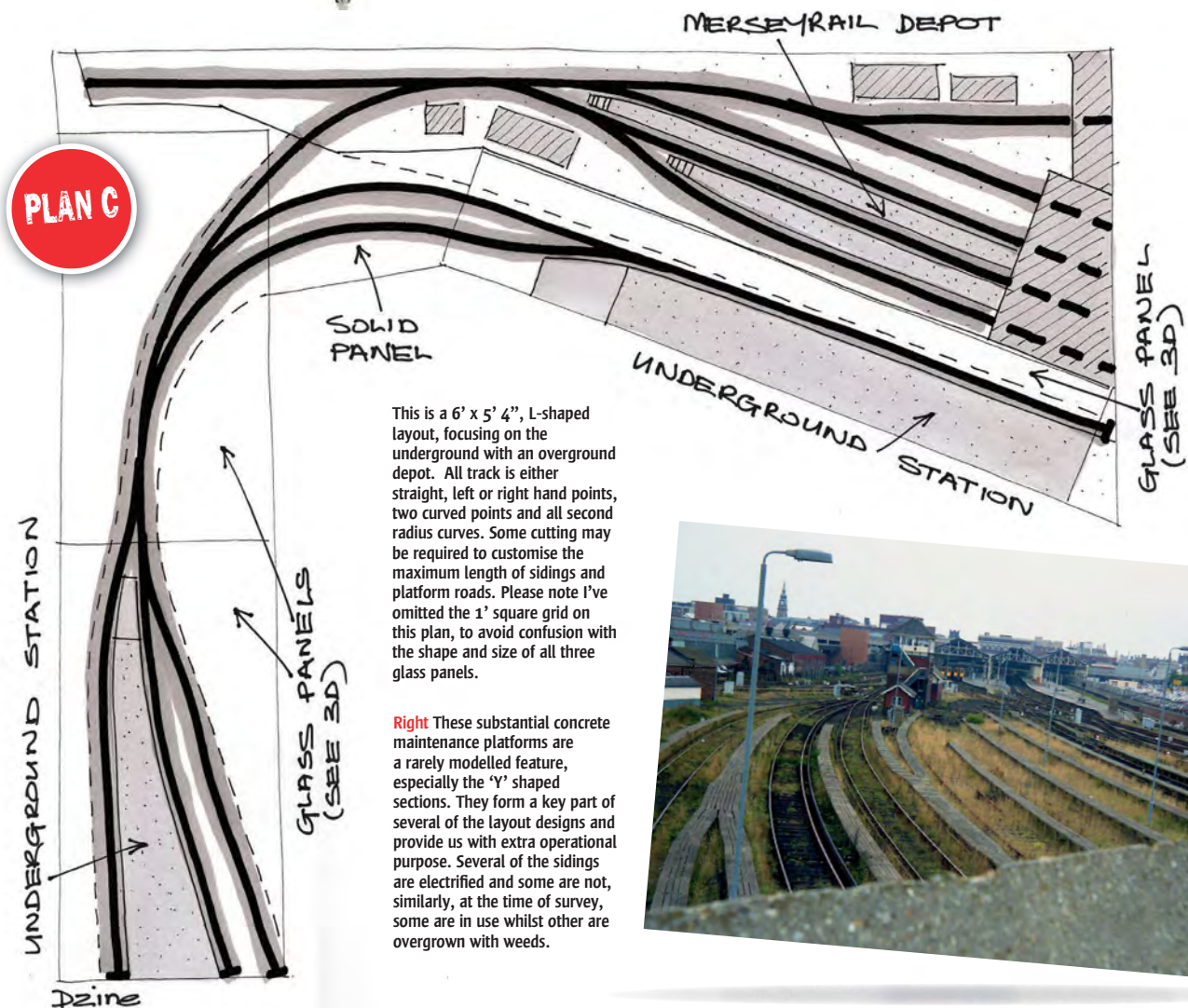
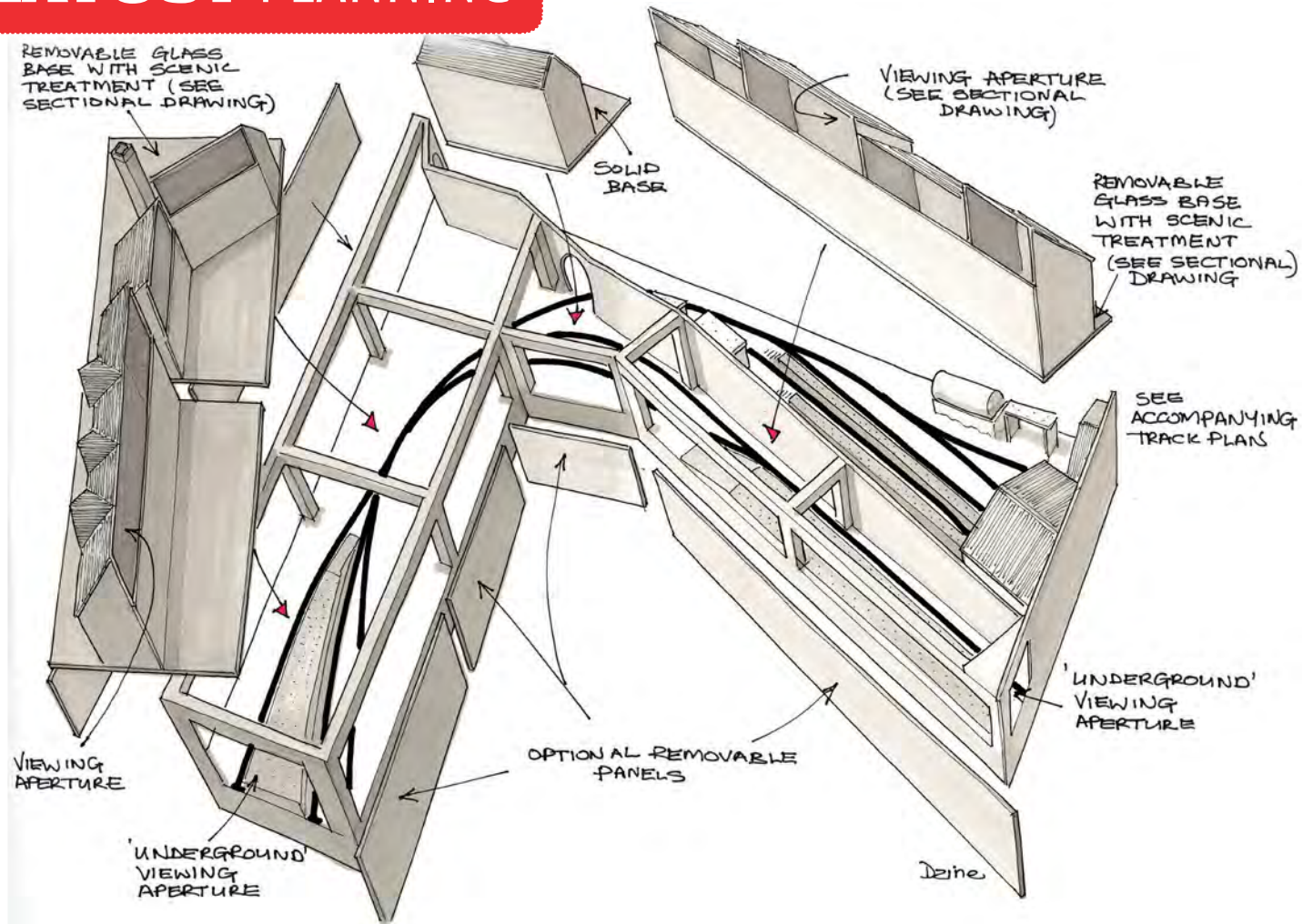
# PLAN B LOWER LEVEL



Southport station provided the principal inspiration for two of the plans. EMU 507011 leads a six-car set waiting to depart from Platform 3 on 28th July 1992. There's a wealth of modelling detail here relating to electrified track, point motors and signalling.

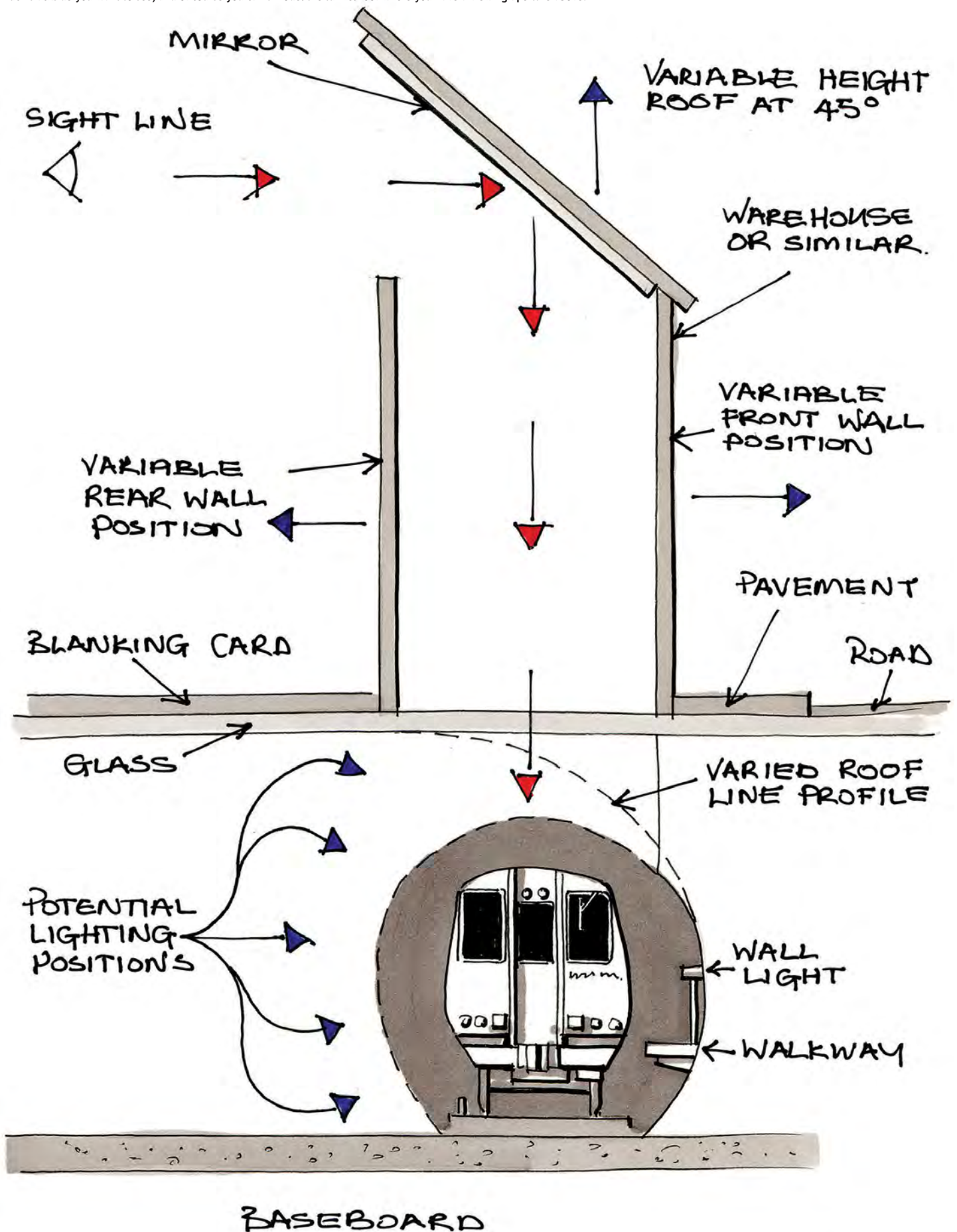


# LAYOUT PLANNING





The final trackplan, whilst quite simple in its arrangement, introduces a new concept, relevant not only to this article but to anyone modelling an underground prototype. The 3-D diagram shows a novel arrangement together with a range of potential viewing apertures, both from above, through the glass sheet and sideways, through removable panels or viewing holes. The detailed elevation (below) gives a clear indication of how you can look through the back of warehouses, using a mirror at 45 degrees, under the sloping roof, to view the railway below. Please note I've kept any scenic representation to a minimum for the sake of clarity. Clearly the underground section should be modelled with tunnels, escalators and so on. As with all concept designs there is some experimentation to be undertaken on the part of the builder; does non-reflective glass work better than ordinary glass when you light up the underground section, or is it better with no glass at all? What I am convinced about is the half section periscope facing downwards is a tried and tested kids' toy from the past. Even with all that said, it will be trial and error; the size of buildings and how much trackside you want to see, and of course you can't model the tunnel roof where you have a viewing aperture above.







# OWEN'S

Bringing his WW1 field railway project to a close, **Phil Parker** adds ruined farm buildings, more scenery and a period army lorry.

**SEE OWEN'S BRIDGE IN ACTION**  
Visit the BRM stand at the Festival of British Railway Modelling in Doncaster on 7th/8th February to see the completed 'Owen's Bridge'. Phil Parker and the team will be on hand all weekend to answer your questions.



There's still half a baseboard to cover after the last two months work. Not wanting to have an entirely rural railway, a farmyard seemed a suitable subject to fill the space. The only problem with the plan is that I'm no expert on French farms and efforts to find suitable photographs from the era weren't successful either.

Military modellers are well served with ruined buildings for wartime dioramas so we've used a couple of these from the Airfix range and hoped that they are suitably anonymous. The farmhouse is apparently Italian but it sits well with the European workshop thanks to similar roof styles

and decidedly non-English tiles. Both buildings have large chunks of wall missing, excellent interior detail and only require painting before use.

Obviously the engineers who use the siding aren't going to be living in these ruins so they need some tents and once the battle has moved on, will want to keep warm and cook food on a fire. Remnants of bonfires have appeared on my layouts in the past and always attract a lot of positive attention at exhibitions so it's nice to have an excuse for another one here.

Finally, some road transport finishes off the scene. The First World War was the first mechanised war

and away from the mud and trenches, large numbers of lorries began to appear. So many were produced that once repatriated, they prompted the start of the decline in railway goods traffic as ex-soldiers bought the vehicles they knew from military life and started up early road haulage businesses.

All this completes our wartime diorama 'Owen's Bridge'. While not a large layout, it has been great fun to build and provided the chance to try out a wide variety of modelmaking techniques. As the promised items of OO9 rolling stock appear on the market from Peco, Heljan and Bachmann, the layout will provide a useful test track too. **BRM**



# BRIDGE

## PART 3

### STEP-BY-STEP GUIDE

1



The two ruined buildings are from an Airfix range intended for military modellers. Each is a single-piece resin moulding with separate etched brass window frames. Detail is impressive both inside and out.

3



The workshop received a more conventional paint job with grey walls and tiles although these were also washed over with Games Workshop Nuln Oil shade - Agrax Earthshade this time. Black weathering powders were liberally applied around areas of bombed walling.



5

Cobbles from a sheet of Slater's Plastikard were painted grey and brown then washed with more Earthshade. These are actually for N scale but make pretty good small setts.

2



Although painting instructions are provided, I kept things simple on the farmhouse with a wash of Games Workshop Nuln Oil shade straight on to the resin producing a rather effective dirty stucco wall colour. If I'm honest, this was an experiment that turned out rather better than expected!

4



Before fixing buildings in position, it's a good idea to sit them on the layout and stand back to see if the composition is pleasing to the eye. There weren't too many possibilities on such a small project but it's still a useful step and it's at this point I realised some tents would improve the scene. Remember to point damaged walls in the same direction if you assume that the holes are cause by enemy artillery.

6

Right Behind the workshop, earth colour emulsion was painted on and then sprinkled with a mix of chinchilla sand and sawdust. The colour soaks in to the mixture, especially if a few drops of water/washing up liquid mix are placed on it.

### SHOPPING LIST

- Airfix A75013 Italian Farmhouse - £16.99, A75001 European ruined workshop - £12.99  
W [www.airfix.com](http://www.airfix.com)
- Hornby R8538 Granite Wall Pack 3 - £8.75  
W [www.hornby.com](http://www.hornby.com)
- Renedra Limited Dog tents (4) - £4.50  
W [www.renedra.co.uk](http://www.renedra.co.uk)
- Slater's Embossed Plastikard 2mm Grey Paving - £2.60  
W [www.slatersplastikard.com](http://www.slatersplastikard.com)
- Knightwing PM101 Crates Barrels Sacks - £7.50  
W [www.knightwing.co.uk](http://www.knightwing.co.uk)
- Games Workshop Nuln Oil Shade, Agrax Earthshade Shade - £2.40ea  
W [www.games-workshop.com](http://www.games-workshop.com)
- Greenscene Light Earth texture paint - £4.35  
W [www.green-scene.co.uk](http://www.green-scene.co.uk)
- Pet Supermarket Chinchilla Bathing Sand (1 litre) - £2.60  
W [www.pet-supermarket.co.uk](http://www.pet-supermarket.co.uk)
- Wilkinson Nutmeg Spice/Java Bean Emulsion paint test pots - £1.00ea  
W [www.wilko.com](http://www.wilko.com)





# PRACTICAL BRM



Rough stone walling comes from the Hornby Skaledale range. The ends have been trimmed with some big wire cutters to break them as though something large and tracked has driven through and knocked some stones away.



The wall is supplied in pieces which should interlock. I felt the gaps between these were too obvious but some tiny leaves from Greenscene, stuck on with PVA, covered everything up.

After a coat of beige Humbrol enamel, the touch-dry model was heavily dusted with talcum powder to accentuate the creases and give the smooth plastic a little texture.

10





It's a good bet that the soldiers would have lit a fire to cook on and this starts with some textured paint. A glue spreader works as well as brush for this since a smooth finish wasn't what I was aiming for. It's easier to clean too.

**Right** Some tiny wood off-cuts were dropped in the paint and then the whole lot sprinkled with black and grey weathering powder. The brush was loaded with powder and then shaken over the fire.

12

13

Boxes for fireside seats are from the Kibri crates, barrels and sacks set now sold by Knightwing. While I was at it, a couple of workbenches were improvised from a couple of small boxes and half the side of a larger one.



Crossing the tracks with wheeled vehicles was obviously going to be necessary. Archive photographs showed the tracks mostly buried in earth but I thought this might prove to be a problem on a model with deeper than prototypical flanges. Small crossing timbers are easier to use and these were surrounded by earth made from chinchilla sand.



Even though it is very fine, the sand still has a bit too much texture for compacted earth but some brown emulsion followed by the textured paint improved this.







9

Tents are plastic models from Renedra intended for wargamers.



Finally, all the buildings need to be bedded in to the surface and for this there is nothing better than a puffer bottle of static grass. You can blast it into the corners in a way the electronic devices can't manage.

## STEP-BY-STEP GUIDE

# AEC Y-TYPE LORRY

**A**sk most modellers to produce a vehicle for a wartime scene and the chances are you'll end up with a tank. Truth is though, that in all conflicts 'soft skin' transport outnumbers armoured vehicles several times over. After all, the fighting forces need substantial support with supplies of everything from food to ammunition to fuel.

With 10,000 produced between 1916 and 1923, the three-ton AEC Y-Type lorry must rate as one of the most common vehicles in WW1, making it an ideal candidate for the engineers at Owen's Bridge.

AEC was formed out of the London General Omnibus Company (LGOC) in 1912 when the later became part

of the Underground Group of companies.

As the manufacturing arm it initially produced a lorry based on a bus chassis. At the start of the war, it was one of the few firms with a production line capable of mass-producing vehicles at the rate the War Office required them.

After the war, many of the lorries were sold back in to civilian service and variations of the design continued to be produced until 1923.

W^D Models LGOC Lorry kit is a detailed model produced in resin of the standard lorry complete with a canvas covered body. While not quite as simple as a plastic kit to assemble, with care a highly detailed and convincing model can be produced.

**SUPPLIER**  
W^D Models WDMT9 -  
LGOC lorry - £22.00  
W [www.wdmodels.com](http://www.wdmodels.com)



1



Forty three parts make up the model. All are reasonably cleanly cast in resin.

2



One of the limitations of the resin moulding process is that substantial runners have to be removed from each casting. A small pair of wire cutters will remove the main excess material with a sharp knife used for final clean up. Be careful not to remove supporting brackets when doing this, they aren't that obvious on some parts.

3

Assembly requires a good quality superglue. Put a couple of drops on some plastic and then transfer the liquid to the model with a pin as only tiny amounts are needed.



4



Livery appears to be pale grey with a grey canvas top. Transfers are the rub-down type and are included in the kit. These lorries didn't stay clean for very long so some work with the weathering powders is called for.



# MEET THE BRM EXPERTS

WHAT THEY'VE BEEN UP TO THIS MONTH



## BEN JONES

Inspired by Harold Smith's Exceptional Load wagons last month, I've bought a derelict Tri-ang 12w Battlespace wagon for restoration and conversion to a BR Trestrol. I'm also making a diorama for the February issue!




## ANDY YORK

Time for modelling has been at premium over the last few weeks. With all the shows, sorting out a new look for **RMweb** and photographing layouts, it's been a hectic time but I've got a few things lined up now!



## PHIL PARKER

I didn't do much modelling last month, as I was attending the British Railway Modellers' of Australia conference in Adelaide. There are some cracking layouts 'down-under' and some decent model shops too.



## HOWARD SMITH

I had an enjoyable weekend meeting **BRM** readers at the Warley NEC show - It was the perfect chance to buy the bits I needed to progress on the Road-Railer project.

I've also pushed on with painting of my station building, as you can see in this issue.

## GOT A MODELLING QUESTION? BRM'S EXPERTS CAN HELP!

IF YOU HAVE A MODELLING QUESTION YOU WOULD LIKE ANSWERED, PLEASE E-MAIL [brm@warnersgroup.co.uk](mailto:brm@warnersgroup.co.uk) AND INCLUDE 'Q&A' IN THE SUBJECT BOX

# YOUR BRM

# Q&A

Top advice from our modelling experts



## REALISTIC COUPLINGS



I'm a recent returnee to model railways but despite the major improvements in the quality of models, I still find that couplings are still the least satisfactory aspect of RTR locomotives and rolling stock. What can I do to achieve a more realistic look and authentic operation?

**K. Dee, Knucklas**

**Phil Parker replies:** If ultimate realism is your modelmaking goal then for the traditional steam railway, none of the automatic couplings on offer will pass muster. For you, the only option is to use the same method as the real railway – essentially a length of chain.

Strictly speaking, three-link couplings refer only to those fitted to wagons and some industrial locomotives that literally have three chain links. Most locomotives, passenger stock and some wagons were fitted with screw couplings. These work in a similar way to the three-link, the bottom loop is dropped over the adjacent vehicle's hook but after this is complete, the couplings are tightened by spinning the 'tommy bar' so the buffers touch and provide cushioning between vehicles.




For most of their history, UK railway vehicles have been fitted with coupling chains at each end. Unlike this shunter, they normally made do with a single type though.

Wagons were loose coupled in that they could be separated by the length of the chain as the locomotive pulled away and then catch each other up as it slowed. Unlike today, there was no continuous braking system on most goods trains.

For most loads, bouncing back and forth like this wasn't a problem but for those where it was, shock-absorbing wagons were developed with sprung bodies able to move back and forth to cushion the blow.

The other important factor was at the back of the train – the brake van. Guards



Three-links certainly look the part. The prototype for this coach, from the Devonport Dockyard Railway, was fitted with them and the model looks better for not having a huge tension-lock on each end.



# NORTH BRITISH J88 WANTED



BEN JONES



**I'm modelling the Scottish Region in the 1950s and I've always wanted to add a North British Railway/LNER J88 0-6-0T to my fleet. The problem is, I can't find a 4mm scale kit, let alone a ready-to-run model. Can you point me in the right direction?**  
**Stevie May, Perth**

**Ben Jones says:** Sadly there's no kit of this handsome little NBR shunting tank currently available, although Falcon Brassworks does have it listed - see [www.falconbrassworks.com](http://www.falconbrassworks.com).

It may be possible to obtain a secondhand kit. Built in 1904-19 to a Reid design for use on tightly curved dockyard lines and industrial sidings around Edinburgh and Glasgow, all 35 were absorbed by BR, with most lasting into the late-1950s and seven surviving until 1961.

The model pictured is one of two scratchbuilt J88s running on Edinburgh & Lothians Miniature Railway Club's excellent 'Glendevon' layout. One was completely scratchbuilt, but the other makes good use of an Electrotren HO scale outside cylinder 0-6-0T chassis and parts from a Bachmann J72 0-6-0T, including the cab and boiler.



Straight from the packet, you can see how the Romford version of the coupling is made up. At the back of the hook is a long tang which slides through a rectangular hole in the centre of the bufferbeam. A spring fits over this and is retained by the split pin. The chain then fits on the hook.

would try to keep all the couplings tight – at full stretch – by selectively applying the brakes. 'Snatching' couplings, when they were suddenly pulled, could snap the chain and lead to one half of the train become detached and, in the worst cases, running away.

In model form, our couplings are built to operate in the correct way. Coupling hooks aren't glued to the bufferbeam, they slide through a hole and are held with a spring on the back, which pulls out slightly when the train moves off. In practice, this is such a tiny movement that many modellers just glue the hook in place as it's easier than fiddling with tiny springs.

This throws up a problem for those with RTR stock as access to the back of the bufferbeam is required. With kit-built stock this isn't a problem but for manufacturing purposes, the chassis is normally solid in this area with the floor at the bottom of the bufferbeam. Fixing this is possible on some models but it's probably easier to the



In operation, simply drop the lowest link of one chain over the hook of the other vehicle.

replace the underpinnings with a kit.

Once three-links are fitted, the modeller has the challenge of coupling his or her train. For this, you need a coupling hook to lift the bottom link, which is then dropped over the adjacent hook. Easy to say, but even in 7mm scale, this can be an experience that will lead to frustration and bad language, especially if the operators eyes aren't as sharp as they used to be.

You might think this takes away much of the fun from operating a layout, but no. If you enjoy prototypical working then at least you are freed from the limitations imposed by trying to find uncoupling ramps or magnets. Should you want to drop a wagon part-way down a siding then you just stop and uncouple.

Another joy is that the train 'picks up' as the locomotive pulls away slowly. That is, you see each wagon start to move in turn as the chains tighten one

## SUPPLIERS

- ▶ Romford three-link couplings (pair) - £1.44
- ▶ Smiths three-link couplings (4 pairs) - £5.40
- ▶ Slater's three-link Couplings (10 pairs) - £9.15

Prices from Kernow Model Rail Centre, see [www.kernowmodelrailcentre.com](http://www.kernowmodelrailcentre.com)

by one. There is also a space saving; three-links are the shortest couplings available so it can be possible to save valuable inches in a siding because you don't need to accommodate over-sized hooks.

Best of all is the look. In 4mm:1ft scale, the chains are usually slightly larger than scale to make operation a little easier but even so, the vehicles look right at the ends with nothing that shouts 'model' in view.

## EXPERT TIP

To attach and detach the chains, you need a coupling hook. Most modellers use a length of brass wire fixed to the side of a small torch. Why a torch? Well, it's often dark between a pair of vans and you need all the help you can get seeing what is going on.



**ENJOYED THIS ISSUE?  
WHY NOT TRY ANOTHER?**



**DOWNLOAD**

For more information go to  
[www.model-railways-live.co.uk/digital](http://www.model-railways-live.co.uk/digital)



# WARLEY 2014

All the big stories, images and interviews from the NEC.

## HORNBY REVEALS 5 NEW MODELS!



1



3

**1** An LMS horsebox was one of five previously unannounced models unveiled by Hornby at the NEC.

**2** Rapid progress has seen the LNER J15 0-6-0 jump ahead. It is now expected to be released in March/April.

**3** 3-D prototype of the GWR 'King' 4-6-0.

**4** All-new BR 21t hopper wagon for 2015.

**5** Adams 'Radial' 4-4-2T was widely predicted and should be released in 2015.

**6** LMS Brake Third is part of a new family of non-gangwayed stock due for release in 2016, according to Hornby.

**7** Factory-decorated Peppercorn K1 2-6-0 - due March/April.

**8** Already announced for 2016: BR Class 71 electric has been laser-scanned to ensure accurate shape and detail. See the **BRM** Digital Edition for more images and a video of the 3-D scanning artwork.



5




7





**GET IN TOUCH** If you have a new product that you would like us to feature, send it to Howard Smith by e-mail: [howards@warnersgroup.co.uk](mailto:howards@warnersgroup.co.uk)



2



4



6



8

## IN BRIEF...

► **ACCUCRAFT** was displaying its live steam locomotives and promoting its new range of commemorative First World War steam locomotives, starting with a Baldwin 4-6-0T.

W: [www.accucraft.uk.com](http://www.accucraft.uk.com)

► **BACHMANN** has produced a pair of OO gauge Mk1 coaches in 1980s Sealink livery for its Collectors Club. Exclusive to BCC members, just 504 sets have been made, priced at £74.99 plus P&P.

W: [www.bachmann-collectorsclub.co.uk](http://www.bachmann-collectorsclub.co.uk)

► **BRATCHELL MODELS** has added a Southern Class 455/8 third-rail EMU kit to its range. The 4mm scale four-car set costs £239.00 (wheels, bearings and couplings sold separately at £64.00).

W: [www.bratchellmodels.com](http://www.bratchellmodels.com)

► **CHELTHENHAM MODEL CENTRE** has raised £3,000 towards the overhaul of the Diesel Traction Group's D1015 Western Champion via sales of its limited edition Dapol OO model of the golden ochre 'Wizzo'. £10 from each sale was donated to the DTG.

W: [www.cheltenhammodelcentre.com](http://www.cheltenhammodelcentre.com)

► **DJMODELS, KERNOW MODEL RAIL CENTRE, BARROW HILL ENGINE SHED SOCIETY** and **BRM MAGAZINE** have come together to sponsor the restoration of Class 71 E5001 into 1970s BR blue. Part of the funding will come from sales of a special edition DJM OO gauge Class 71 as E5010 in BR green with full yellow ends - a version not previously included in production plans. DJM and KMRC are working together to release the first ready-to-run Class 71 models in late-2015.

► **HORNBY** will reveal its full 2015 range to the public on December 17th. See [www.rmweb.co.uk](http://www.rmweb.co.uk) for the fastest report on the new items and February issue of **BRM**. Unveiled at Warley for 2016 release was a Southern Region Class 71 electric in competition with the DJM product. A 3-D scan of the prototype was displayed at the NEC on November 22nd/23rd.

► **SANKEY SCENICS** launched a selection of pre-Grouping posters in both OO and O gauge. Full details and prices at...

W: [www.sankeyscenics.co.uk](http://www.sankeyscenics.co.uk)

► **TRAIN TECH** demonstrated a new DMU interior lighting bar with added sound unit, powered

by battery and designed to fit easily into ready-to-run OO gauge models. The SFX20 diesel sound capsule is also now available. TT is also expanding into N gauge, with a coach interior lighting bar due shortly.

W: [www.train-tech.com](http://www.train-tech.com)

► New start-up **SIG-NATRAK** is promising some innovative DCC products. At the show, a DCC solenoid point motor was demonstrated priced at £16.80. Details of this and future products will appear in BRM soon.

W: [gfbdesigns.co.uk](http://gfbdesigns.co.uk)

► **FLANGEWAY** displayed a selection of its latest 'Mermaid' tipper wagons in BR 1960s-80s olive green and black, both weathered (£19.95) and pristine (£18.95). These OO wagons can be obtained from Footplate of Kidderminster. T: 01562 750076.

W: [www.footplate.co.uk](http://www.footplate.co.uk)

► **PINNACLE** Modelling Supplies, new to the model railway market, displayed its range of weathering powders and modelling products. A self-healing heat resistant mat for soldering is its latest product, priced at £3.75, available to purchase online shortly.

W: [www.model-supplies.org.uk](http://www.model-supplies.org.uk)

► Another newcomer to the market, **PETITE PROPERTIES** launched its first 4mm:1ft scale laser-cut kit of a large church. Priced at £17.99, the kit can now be ordered online. More kits are to be launched shortly.

W: [www.petite-properties.com](http://www.petite-properties.com)

► **TEN COMMANDMENTS** has added two more industrial buildings to its 4mm:1ft scale range. One is a brick-built unit with rear loading bay and front office, while the other is a twin bay steel-clad unit with a peaked roof and two roller shutter doors.

W: [www.cast-in-stone.co.uk](http://www.cast-in-stone.co.uk)

► **51L MODELS** has added a Hull & Barnsley Railway Diagram 13 10t van to its range of 4mm scale whitmetal kits. Available now, priced at £18.00.

W: [www.wizardmodels.co.uk](http://www.wizardmodels.co.uk)

► **BRASSMASTERS** is offering a limited edition 4mm kit of an LMS 'Princess Royal' 4-6-2. Just 40 kits will be produced. The multi-media kit costs £220.00 (tender sold separately, £45.00).


W: [www.brassmasters.co.uk](http://www.brassmasters.co.uk)



# HELJAN LATEST...



Heljan's Hunslet Class 05 diesel shunters are likely to be its next release, with several different late-cab versions due in the New Year, including the unique BR Departmental No. 88.



**Above** Final samples of the O gauge 'Catfish' (left) and 'Dogfish' ballast hoppers were on display along with components from several other 7mm scale items of freight stock.

**Below** For most, it was a first chance to take a detailed look at the OO gauge Metropolitan Railway Bo-Bo electric, which will have superb bogie and body detail when it arrives in late-2015.



**Above** The first tangible signs of progress on Heljan's OOg gauge Lynton & Barnstaple Manning Wardle tank were these castings for the body and various plastic mouldings for the frames, detail parts and wheels.







Also coming soon is an industrial Class 05, decorated as Bulmer's of Hereford No. 2 Cider Queen, complete with copper-cap chimney.



## HELJAN ADDS GWR '47XX'

Just one extra item was added to Heljan's 'to do' list at the NEC - a Great Western Railway '47XX' 2-8-0 in OO gauge.

The big Churchward express goods 2-8-0 is expected to be released in 2016. No prices or other details have yet been announced.

It will be designed and produced with the assistance of the Great Western Society's 'Night Owl' project, which is working on a new-build '47XX' using parts recovered from various other GWR locomotives and new components. All nine original locomotives were scrapped after withdrawal in 1962-64.

Heljan also informed **BRM** that despite good progress with the design of models, production difficulties in China were still delaying new releases. The Park Royal diesel railbus is not now expected until after the Chinese New Year, while the O gauge Class 60 is likely to be several months later than planned.

# THE BRM QUICK INTERVIEW

## LYNDON DAVIES, OXFORD RAIL

Oxford Rail's entry into the British OO gauge market has generated many questions from modellers. We spoke to the company's top man, Lyndon Davies, to find out more about its plans and capabilities.

**BRM:** What was behind Oxford's move into model railways?

**LD:** We already produce similar products, for demanding customers worldwide, at our dedicated factory that has been in operation for many years.

**BRM:** The shortage of manufacturers in China is well known. Who will produce for Oxford?

**LD:** We will produce the products at Oxford Diecast China Factory. We have expanded our factory in the last six months to accommodate the introduction of the Oxford Rail range. Our clean rooms have already been updated in preparation. The factory produces 2.8 million items per year. I visit our factory six times a year and my toolmakers fear my visits - that is my favourite time! Toolmaking is the heart of our business and I am so embarrassed that many of our competitors treat them with so much disrespect. They are not a commodity, they are our lifeblood.

**BRM:** Does Oxford have the capabilities to produce a complex RTR locomotive?

**LD:** Oxford is a UK based company. We are engineers, we have our R&D in Swansea and use cutting-edge modern technology with a blend of traditional model making skills. We have built up a team over the last few years with the aim of delivering new products each month. We work with many of the world's leading companies. We hold licences with over 100 companies worldwide. Our subsidiary companies in both the USA and Asia contribute to this research and help us with the development of new products. Oxford Rail's entry into the British OO gauge market has generated many questions from modellers. We spoke to the company's top man, Lyndon Davies, to find out more about its plans and capabilities.

**BRM:** Is this a one-off tester product or the start of a new range?

**LD:** We started the production of scale locomotives and associated products three to four years ago. We used this time to build up our manufacturing capability. We have a five year development programme and have developed a strategy, researching the market and identifying products that are wanted. We have products planned that have previously



A sneak preview of the Oxford Rail Adams 'Radial' - we'll bring you more next month.

been produced, but need updating. We have a programme that has identified locomotives, coaches and wagons for future release. We will announce new items throughout 2015. This is not a locomotive - it is a product range.

**BRM:** When will we see the first models?

**LD:** We commenced tooling three months ago after extensive research over the last few years. Pre-production components will be available in the first quarter of 2015. We will be giving more information to retailers at trade shows in early-2015.

**BRM:** What liveries will be released?

**LD:** We will be able to produce versions of the 0415 Class throughout its working life, from 1885 to the preserved locomotive at the Bluebell Railway. This is something Oxford has excelled at - producing variations of designs. That is why our research started over a year ago. Not only do we have data on the preserved 'Radial', we have extensive information on the boilers and configurations throughout its history from 1883. I have lived it, as I have lived the development of all of our products. I am currently working on our next locomotive and I just love it!

**BRM:** Where will we be able to buy Oxford Rail products?

**LD:** You will be able to get Oxford items from many places, we will work with reputable retailers - watch for announcements on our website. We will issue codes and so on at the trade fairs in January/February. Shockingly it was suggested in certain quarters that we had not started design work on the '0415'. Be assured we have, this is about product delivery. Our policy is to announce products when they are in tooling.

However as my die-cast collectors realise - sometimes I just release items without pre-warning. It makes it more exciting then, particularly when the products are relatively simple. I carry CAD on me at all time as we are always updating.

**BRM:** Does it worry you that Hornby has also announced the 'Radial'?

**LD:** Yes. We became aware of this earlier in the year. It is hard to keep secrets in this market particularly as we have so many friends within the industry. At that stage we had already started tooling. It will be exciting to compare our products with the competition, as it will allow us to firmly show our capabilities. It will be interesting to look at the competing engineering and tooling configurations. We have our strategy and that means we won't deviate.

**BRM:** Who is Taff?

**LD:** That's me. I have been in manufacturing for nearly 40 years. I trained with the Mettoy Company in the 1970s. Mettoy employed 3,500 workers and was a leading producer of die-cast, plastic and, in its early years, tinplate items. We manufactured everything - toys, hand grenade mechanisms, electrical goods, razors and automotive products. I often joke, if you've used it I have made it! In my twenties I went on to run the factories of Mettoy/Corgi.

It is this past that has been engraved into Oxford Diecast China Factory today. It is highly efficient using the latest manufacturing technologies, I would place a bet that our factory is in the top ten most efficient manufacturers of our type in China. It looks like Swansea 1979!

I bought the Mettoy factories in Swansea with two colleagues in the 1980s. During that time we sold the Corgi brand. Oxford started over 20 years ago after a four year non-competition clause imposed on me by Mattel - the most frustrating time of my life. I have a passion for engineering and the eventual return of manufacturing to the UK. I ran the last mass-production plant of die-cast vehicles in the UK - I plan at the right time to be the first to bring it back. Corgi legend Dusty told me to 'bring it home' last year and I promised that I would. I will, just give me time. We are here to stay and hope to provide you with products that will excite and interest you.

**I have a passion for engineering and the eventual return of manufacturing to the UK. We are here to stay and hope to provide products that will excite you.**



# KERNOW CLAIMS GWR RAILMOTOR AND SUBURBAN DMUS

GWR '1361' 0-6-0ST, showing the two designs of smokebox and chimney, plus the prototypical gap between boiler and frames.



GWR Railmotor No. 93 at Southall. BEN JONES


- Network SouthEast
- Regional Railways
- GW150 Chocolate & Cream (Class 117 only)
- British Telecom Advertising Yellow (Class 118 only)

KMRC has also released the first CAD artwork of its OO gauge GWR '1361' 0-6-0ST, showing the different chimney options that will be offered, plus how the model has been designed with a prototypical gap between the boiler and frames.

The KMRC '1361' has been developed with full access to the original works drawings and surviving locomotive in conjunction with the Great Western Society at Didcot. Finally, Kernow has also confirmed that the second run of its Bachmann Class 205 'Thumpers' will be released in the third quarter of 2015. Two BR green models, two BR blue and a de-branded Network SouthEast version are promised, priced at £210.00 per two-car set (£310.00 with DCC sound). Orders placed before the models are released next year will receive a £10 discount. See [www.kernowmodelrailcentre.com](http://www.kernowmodelrailcentre.com) for more information and to place pre-orders for any of these items.

See our exclusive interview on page 88 for more on Kernow Model Rail Centre and its models.

**W** [www.kernowmodelrailcentre.com](http://www.kernowmodelrailcentre.com)  
**T** 01209 714099



**H**aving been beaten to the Adams 'Radial' 4-4-2T by Oxford Rail (see **BRM** December 2014), Kernow Model Rail Centre has switched its attention to a GWR Railmotor in OO gauge. The Cornish retailer has also announced its intention to produce another much-requested item - BR three-car suburban DMUs. Both will be designed and manufactured by DJ Models, using 3-D laser scans of the full-size trains.

The Great Western Society's restored Railmotor No. 93 has greatly increased the profile of these long-lost precursors to the modern DMU, especially after its recent main line outings (see photograph). KMRC plans to release the model with a choice of running numbers in GWR maroon and chocolate/cream.

Introduced in the early-20th century to reduce operating costs on branch lines, the trains were used right across the company's system and were often paired with trailers to provide extra capacity. However, their use was relatively short-lived and all had been retired by 1935, with many being converted into auto-trailers.

KMRC unveiled the new projects at the Warley NEC show, revealing that it has also scanned a Class 117 DMU to get the DMU project started. Careful tooling design will allow DJM and Kernow to offer three types of suburban DMU used by the Western Region - Classes 116, 117 and 118.

The units will have working directional lights, headlights and illuminated headcodes as appropriate, as well as working interior lights. The motor will be designed not to intrude

into the passenger space of the motor car and the units will have through-wiring so that only one 21-pin digital decoder will be needed. Gangwayed and non-gangwayed versions will be catered for. No prices or expected release dates have yet been advertised.

In a novel move, KMRC is asking customers to help choose which liveries will be produced by placing pre-orders while the models are in development.

It will list all three classes in prototypical combinations of liveries, running numbers, and two- and three-car versions, then invite customers to place their pre-orders.

Whilst there is no certainty that every model listed will happen, any version with at least 250 orders will be produced. The general list of livery options is as follows:

- BR Green with speed whiskers
- BR Green with small yellow panel
- BR Blue with full yellow ends
- BR white/blue refurbished
- BR blue/grey

## FACT FILE CLASS 116-118 DMUs

To replace steam-hauled suburban trains, the Western Region needed a Diesel Multiple Unit to carry passengers in a high-density formation. The result was a series of almost identical units from three different builders. From 1957 Derby Works built 42 units which became Class 116, followed from 1959 by Pressed Steel Co. which built a further 42 units which became Class 117. The final 15 units built from 1960



by the Birmingham Railway Carriage & Wagon Co became the Class 118. They were used extensively throughout the Western Region and later on most other regions and in the case of the Class 117 a small number spent their final years in Scotland, where they lasted in service until 2000.

New tooling will allow all three types of WR suburban DMU to be offered. This is a Class 118 on a special working at Bridport on May 2nd 1975. COLOUR-RAIL.COM





# BACHMANN



1

**1** Ready for release: Graham Farish N gauge Peppercorn A2.

**2** Factory-decorated OO 'Tube' wagon.

**3** Due early-2015: SR Billinton E4 0-6-2T.

**4** Also due in the New Year: GWR '64XX' 0-6-0PT.



2



3



4

## THE BRM QUICK INTERVIEW

**JASON SHRON, PRESIDENT, RAPIDO TRAINS INC.** talks to Howard Smith.



**HS:** Thanks for talking to BRM. We understand you have a new recruit. Who is this latest member of the Rapido team?

**JS:** It's none other than Gareth Bayer, former editor of *Rail Express* magazine and well-known author of prototype and modelling articles for the railway and model railway press. Gareth is currently living in Japan, and he'll be 'telecommuting' for Rapido until he can make a permanent move to the 'Great White North'.

**HS:** Rapido produces wagons for the Canadian market, so is this the first step in producing similar items for the UK?

**JS:** Gareth is coming on board for a load of reasons. He's extremely knowledgeable about British trains old and new, he has

extensive research experience, he knows how to communicate with customers, and he's just awesome in general. We are definitely open to the idea of producing British wagons and having Gareth on board will help ensure that any models we produce will be accurate.

**HS:** Wagons cost a lot to develop but sell for much lower prices. How do you plan to make them viable?

**JS:** Simply put, wagons usually aren't economically viable. Railway modellers rightly expect a high level of detail in their wagons to match the gorgeous locomotives pulling them. But while we are all willing to pay a extra for a beautifully-detailed locomotive, we aren't usually keen about spending on highly-detailed wagons because we need so many. The high costs of production coupled with their low selling price means that, as a manufacturer, the profit margins on wagons are very small. Small profit margins are fine if you are selling millions of bottles of Yamok sauce\*. But for a railway model, of which you are only going

to sell a couple of thousand, wagons break even and that's about it. We see wagons not as a way to make a fortune but as a way to promote the Rapido brand and get our products onto our customers' layouts. If you love your Rapido wagons, you might pay more attention to our next locomotive announcement!

**HS:** Are you open to suggestions from modellers?

**JS:** Of course! But we're especially open to suggestions like "I would like you to make model X and I happen to have a full set of blueprints from the original builder!" Most of the requests for models we receive are not viable. You'd be amazed at how many people contact us and say, "I just bought this model and I think you would do a better job so would you consider producing it?" Unless the original manufacturer completely messed up, there would not be a market for a second, competing model to show up a year later. When we get a request for a model that piques our interest, we are more likely to consider it if we can easily access reliable research material. Before Bill Schneider started working for us in 2009 he suggested I might want to produce a New Haven RR


passenger car.

He made a good argument for its sales potential, but then he did something even more important: he got me access to a complete set of blueprints.

**HS:** You're now involved in the plan to produce an N gauge Pendolino. Do you think crowd-funding can work?

**JS:** I think it has the potential to work in a few special circumstances. Firstly, there needs to be enough demand. The Pendolino is a very high profile train and, at the right combination of price and quality, the demand is there. Because crowd-funded projects circumvent the normal trade routes, it is possible to have a highly-detailed model at an affordable price. An N gauge Pendolino would be a tougher sell at the higher prices needed to distribute it through the shops. But secondly - and this is just as important - the organisers have to be brilliant. Ben [Ando] and Mike [Hale] have a very good understanding of marketing and they know how to organise and build interest in their project. They bring a very real commitment to the Pendolino and it shows in their enthusiasm and communication. I hope that this project is successful, as it could open the door to many other projects of a similar nature - especially in N gauge.

\*A popular Cardassian condiment from *Star Trek Deep Space 9*.





## FACT FILE

- **Layout Name:** Oldham King Street Parcels
- **Scale/Gauge:** 1ft scale, 32mm gauge 'O'
- **Size:** (including fiddle yards): 22' x 3'
- **Era/Region:** 1970s BR
- **Location:** North West England
- **Layout Type:** Fiddle Yard to parcels terminus
- **Photography:** Andy York/ Ray Lightfoot



The only Class 40 never to carry BR blue, 40106, backs into the parcels depot with an eclectic collection of vans - including an ex-LNER Pigeon van. Mail order catalogue firms were a major source of parcels traffic for BR until the 1980s.



**O**  
GAUGE



# OLDHAM KING STREET PARCELS

This popular O gauge exhibition layout by *David Hampson* and *Keith Harrison* brings back the sights and sounds of Lancashire in the late-1960s and early-1970s. ➡





**Above** An aerial view gives some idea of the heavily built up environment in which the layout is set, and which was common for railways in and around the Lancashire mill towns. The District Engineer's inspection saloon is a rare visitor in amongst the usual DMUs and parcels trains.

**Below left** Going back a few years to the mid-1960s, a BR green Brush Type 2 sits outside the parcels depot after arriving from the Eastern Region. The Class 9 headcode suggests it has been hauling an unfitted goods - maybe a load of coal for the local mills?

**Below right** Another view of the 'Brush', accompanied by a local Stanier 8F 2-8-0, which worked in the north-west of England until the very end of BR steam in August 1968 and would have been seen alongside BR blue diesels and rolling stock in their final years.





**W**hen exhibiting Oldham King Street Parcels I find one of the most interesting aspects to be talking to members of the public about the layout and answering questions. One of the most frequently asked is 'What scale is this?' because the size of the locomotives and stock is unfamiliar to many exhibition visitors.

Though O gauge is more common than it was a few years ago, I am regularly asked why I model O gauge diesels. The answer to this is in two parts; I model diesels because I am of an age where they are the locomotives I remember from my youth, and I model in O gauge because I feel the size of the stock allows a level of detail which is not easy to achieve in smaller scales. I started in my teens modelling in N gauge, because it was easy to fit a layout running around the edge of my bedroom. A move to 'OO' gauge followed, but was abandoned soon after purchasing my first O gauge kit.


**To many people, 7mm scale has a physical presence that gives layouts a great feeling of authenticity.**

To many people, 7mm scale has a physical presence that gives layouts a great feeling of authenticity. O gauge can capture the bulk and 'heaviness' of the real thing in a way which is difficult to achieve in smaller scales. It is also possible in O gauge to add small details much more easily to increase realism. Sharp-eyed readers will have spotted the pigeons on the overbridges, but what about the mess they have made on the road below?

Of course, one of the down sides of modelling in O gauge is that everything takes up much more space, so expectations as to what can fit on a layout have to be scaled down. One of my favourite layouts was the famous N gauge 'Chee Tor' layout by Manchester Model Railway Society. This depicted scale length trains running through a fabulous depiction of the Peak District. To replicate this in O gauge would require a layout so large that it would be impractical to build and operate.

So, it's 'horses for courses'. 'Oldham King Street Parcels' depicts a small, fictitious parcels operation with the end of a small station handling local passenger traffic. However, viewers are often surprised at how much will fit in to a layout of 22' by 3'. Indeed, they are often more surprised to hear that the baseboards have been designed and built by Keith so that by omitting the central part of the platform, the rear DMU road and much of the fiddle yard, the layout will reassemble to an alternative configuration which is 13' by 2' for use at home.

Although the layout is fictitious, it contains many elements from the Oldham area. Oldham King Street station does now exist though it looks



Mini skirts, a Mini Cooper, a Triumph Herald convertible and an 8F - a classic 1960s scene!



Platting stations. The majority of the station is left to the imagination, beyond the road overbridge and the main station building. In fact, only the ends of the two station platforms exist, as beyond the bridge is the fiddle yard.

Parcels were an important local traffic at the time the layout depicts because a number of mail-order catalogue companies operated in the Oldham area, having taken over redundant cotton mills to establish warehouses. The parcels trains are short (a maximum of eight vans) compared to their length

nothing like the model - the first real King Street station opened much more recently - in 2014 as part of the Manchester Metrolink extension to Oldham town centre.

## BUILDINGS

The parcels shed, or more correctly 'Parcels Concentration Depot', was scratchbuilt by Keith along with all the other buildings on the layout. It is representative of buildings typical of the Oldham area, but does not represent an actual location. The station building is closely based on the long-gone Clegg Street station, with its booking office above track level, while the low-level entrance via the underpass is typical of Hollinwood and Miles



Parcels vans were rarely kept in good condition and so a scruffy, weathered and faded look is essential - as demonstrated by this SPV and ex-LMS 'Stove R'.





Removing an errant Grampus wagon requires a visit from the fully operational Cowans & Sheldon 76t breakdown crane – a real crowd pleaser!

**O gauge is increasingly supported by established manufacturers such as Dapol and Heljan. Be warned though; once you try it, you might never go back.**

in reality, but the intensive nature of the operation means that the layout often looks full and the shed is rarely empty.

The platforms contain a number of BRUTE trolleys ready to load or unload the vans. As is typical of the time, the parcels stock is heavily weathered, with dirty or faded paintwork being the norm. A wide and sometimes eclectic range of stock can be seen, from standard BR types to ex-LMS or LNER designs.

Passenger traffic does not amount to 12-coach main line trains, but then these were the exception on the Oldham Loop, often only seen during holiday weeks or for football specials. Instead, the passengers are conveyed in two-car multiple units which were typical of the area until the 1980s.

I have tried to build stock for the layout which could have been used in the Oldham area at around this time. Many of the DMUs are based on Newton Heath or Longsight sets, and include Classes 100, 104, 105, 108, 120 and 128, though sometimes units from further afield are seen.

The Class 100 Gloucester RCW unit was built using parts kindly supplied by Dick Taylor at Westdale Coaches. It has the unusual bodyside profile and front end which were characteristic

of these units, and contains a smoke unit for the exhausts.

## ADVANTAGES

An advantage of O gauge is that there is more room to play with inside locomotives and coaches. This allows the possibility of adding exhaust smoke units (we use those supplied by Peter Clark Models) to the stock. These exhaust units allow smoke to be blown out of a locomotive or DMU on demand. It is not uncommon to see operators on the layout deliberately starting up a DMU underneath the station overbridge, just to see the platform fill with smoke!

The space inside an O gauge locomotive also allows larger speakers to be used for DCC sound, giving a more realistic sound reproduction. The quality of DCC sound decoders has increased remarkably in recent years, not only from the quality of the sound they produce, but also in terms of the driving experience. We have been particularly fortunate to have been supported in completing this layout by the ever-helpful Steve and Caroline from South West Digital, who have supplied the ESU sound decoders fitted in our stock.

## MY FAVOURITE MODELS



I particularly enjoy building models which are unusual, and have found a number of O gauge kit manufacturers to be particularly helpful in responding to my requests for something a bit 'different'. The Class 504 Bury DC electric unit is a recent addition, and is a little distance away from home – it must have got lost at Manchester Victoria. This was built using parts mainly from Easybuild Coaches, with sides cut specially by Shawn Kay. The front ends and many underframe parts have been scratchbuilt to complete the model. The EMU even has sound (thanks to the L&YDCC Group) and sparks from the pick-up shoes. It still remains for me to fit the unique side contact third-rail on the layout!

The Cowans & Sheldon 76 ton breakdown crane often makes an appearance around lunchtime when exhibiting, to give the operators a break. The crane is fully DCC operational and can be seen either re-railing wagons or lifting heavy equipment from the road below onto the railway.



Over time, the locomotives are being updated to the latest (Version 4.0) ESU decoder with the SWD 'Udrive' facility. This allows locomotives to be driven very realistically, even on a short layout such as this.

So, why not give O gauge a try? The most common reasons given when discussing this at exhibitions are size and cost. Hopefully, this article will have shown that it is possible to enjoy O gauge in a relatively modest space. However, as far as cost goes, it is important to realise that even though individual items are more expensive, less is needed – less track, fewer points, fewer locomotives, less stock.

In value for money terms, a ready-to-run Heljan diesel in O gauge (such as the new Class 40, see page xx) is hard to beat, and bargains can be had online or with secondhand stock.

It is perfectly possible to operate and enjoy a layout such as this with perhaps two locomotives (a shunter and one other), one or two DMUs (or railcars), and some parcels vans. The availability and quality of RTR models and track is now greater than ever, and O gauge is increasingly supported by established manufacturers such as Dapol and Heljan. Be warned though; once you try it you might never go back. **BRM**

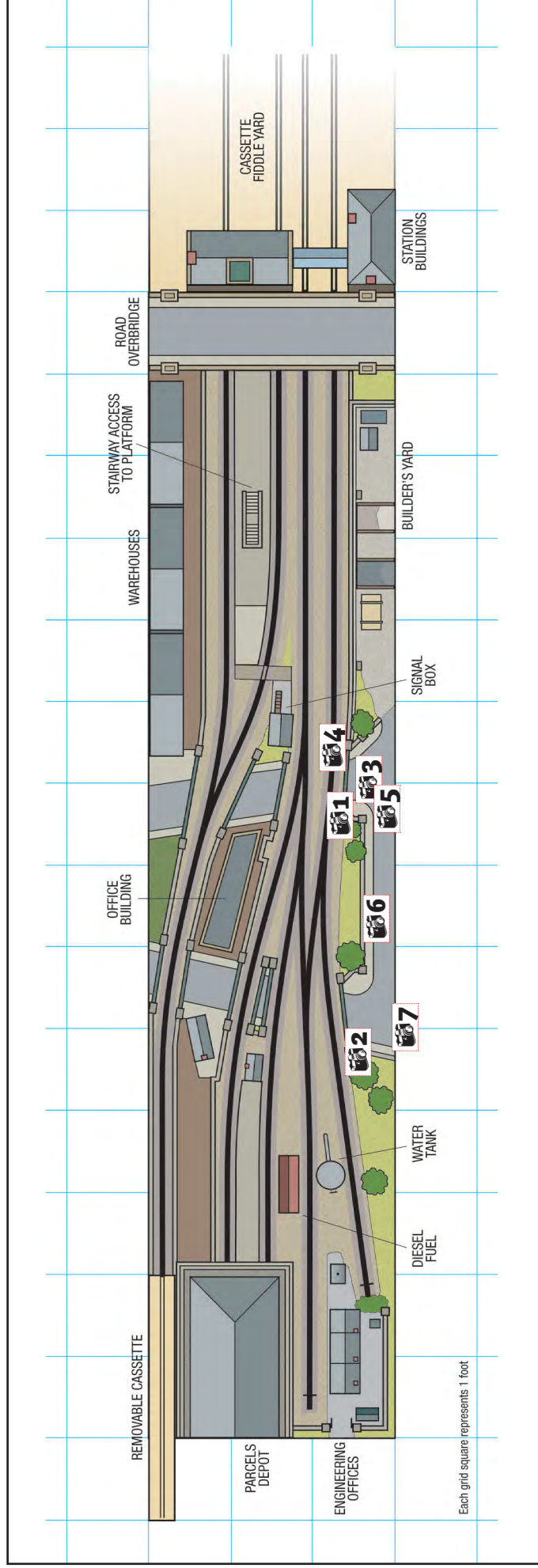






# LAYOUT OF THE MONTH

## OLDHAM KING STREET PARCELS



## QA

*Keith Harrison*

### How did you get started in model railways?

**David Hampson:** I gained my interest in railways from my father who worked for BR in the Signal & Telegraph department. As a child I travelled widely by train, and the layout depicts the typical scenes I remember - lots of DMUs and BR blue diesels.

**Keith Harrison:** I also gained my interest in railways from my father, Eric, who was the signalman at Godley Junction. Having spent many years modelling Continental HO, I was bitten by the O gauge bug.

### What was the inspiration for Oldham King Street Parcels?

The layout was inspired by the railways in the Oldham area, north of Manchester. The station building is based on Oldham Clegg Street, which later became the site of a 'Parcels Concentration Depot' to serve the many mail order catalogue businesses in the area. The overbridges are typical of those found in the area, where the topography demands substantial civil engineering features, including embankments, tunnels and viaducts.

### How is the layout operated?

The layout is DCC operated using the Lenz 100 system. All the points and semaphore signals are operated from a laptop computer. This enables all the points for each move to be set using a single key stroke. All the locomotives and multiple units are fitted with ESU LokSound decoders obtained from South West Digital. Many of the locomotives also have smoke units fitted to create extra atmosphere and bring the scene to life.





# Class 390 Pendolino in N Gauge

**Rapido Trains Inc.** and **NGaugePendolino.com** are pleased to announce the **N Gauge Pendolino Project**. Working with the full support of Virgin Trains, this is the first time that the Class 390 Pendolino has ever been offered in N gauge.

The **N Gauge Pendolino** will feature full interior detail, constant interior lighting, finely-crafted pantographs, directional headlights and tail lights, and the option for exceptional, factory-fitted DCC and sound recorded from the real train.

This model will only be made if there is strong enough demand. Please sign up through the Kickstarter crowdfunding campaign organised by **ngaugependolino.com**

International customers can order directly from Rapido at **RapidoUK.com**

## Planned Options

**£255 - 9 car set**

**with DCC sound - £350**

DMRF (powered) MF PTF MF TS MS PTSMB MS DMSO (powered)

£255 pledge wins full 9-car train with two powered driving cars and correct formation of pantograph and trailer vehicles. DCC sound fitted in both power cars for £350

**£195 - 5 car set**

**with DCC sound - £290**

DMRF (powered) PTF MS PTSMB DMSO (powered)

£195 pledge wins "mini" 5-car train with two powered driving cars, two pantograph cars and single trailer vehicle. DCC sound fitted in both power cars for £290

**£30 - Add on set**

**works with DC or DCC**

TS (coach U) MS (coach F)

£30 pledge wins reward of correct two-car add on set to boost 9-car set to 11-car unit as was done on the real thing to handle increasing passenger numbers.

**No money is needed now but the project will only go ahead if enough backers have pledged by **January 18th 2015**.**

**Please order your Pendolino today!**

**ngaugependolino.com**



**www.RapidoUK.com**



Prototype photo courtesy Jason Rodhouse.



# BRM MEETS...

# KERNOW MODEL RAIL CENTRE



In little more than a decade, this Cornish retailer has grown into a major player in the British model railway trade. **Ben Jones** talks to **Chris Trerise** about exclusive commissions, working with manufacturers and much more.

**W**hether your interests lie in the West Country or elsewhere, few British modellers should now be unaware of Kernow Model Rail Centre's unique approach to selling model railways. KMRC is a family-owned business based in Camborne. It stocks model railway products in most gauges and supplies to most of the world via its popular website, telephone orders or visitors to its shop in the Cornish town. Over the last few years, KMRC has consistently made headlines with its ambitious programme of exclusive models, commissioned from the likes of Dapol, Bachmann and DJ Models.

KMRC's driving force is its founder and Managing Director, Chris Trerise, a former railwayman with a strong interest in the railways of his native county.

**BJ: How did you get started in the model railway trade?**

**Chris Trerise:** "I had always been interested in model railways, going right back to when my Dad bought me a Hornby train set in 1976. The 0-4-0 Industrial Dock Shunter from that set is still in my office today! I worked for British Rail, starting at platform level and worked up through Operations to senior management before getting disillusioned with dealing with Railtrack, as it then was. We decided to move back to Cornwall and start a model railway shop."

**BJ: KMRC is perhaps best known for its exclusive products - how did you get started in this area and why?**

**CT:** "We happened to open for business at the same time as a new member of staff at Bachmann started and we just clicked! He was then the Sales Office Manager and suggested commissioning models direct from Bachmann.

We came up with 37142 in BR Blue (the first Class 37 to work in Cornwall) and GWR 'Prairie' No. 5552 in BR lined green (Truro allocated and also preserved at Bodmin). Both sold well; we had found our niche and have worked closely with Bachmann ever since. The logical development was to progress to models where we pay for and own the tooling. It makes little sense to try and fight for business against companies ten times your size when they are happy to work for as little as a 3% return on their sales. We could not stay in business on such low margins and if we were to avoid going the way of many other local model shops we had to expand the number of exclusive models - thankfully our customers have supported our endeavours."

**BJ: What influences your decisions on these products? For example, why the GWR Railmotor and the new suburban DMUs?**

**CT:** "Primarily the models are usually something I want for my layout, and they are also connected to Cornwall. We stretch that a bit as having started on the Southern Region I also had a great interest in the South Western Division, so really anything GWR/

LSWR is on my radar. I have no interest in becoming a major manufacturer so will always be looking at models which are under their radar.

"The [Beattie] Well Tank was a great example of this, needing three different tools to cater for the variations and there were only three locomotives that could ever be made. The O2 (see December **BRM**) is another example - we have seven different tools for this and even then that does not allow us to do the last ten with higher cabs or any with the Drummond boiler.

"All of our future models feature as many prototypical variations as possible in quite small production runs - no cheap aluminium tools for us. The Adams 'Radial' would have been ideal as it needs many tooling variations and it was disappointing when we found out another company [Oxford Rail] was further advanced than us. At least it appears to be doing the complete range of options and indications are that it will be a decent model.

"The GWR Railmotor was planned for 2016 and we have had to bring it forward at fairly short notice to replace the 'Radial'. The Railmotor is a bit of a gamble as they last ran in public service a long, long time ago but the interest generated by the restored train will hopefully help sales. It will actually be one of the simplest models we have done, with no tooling variations at all needed!

"The suburban DMUs were again for my layout with the Class 118s being one of my favourite classes, and of course regulars in Cornwall. Once we got to the detailed research stage we found that clever use of the tooling will allow us to produce the entire Class 116/117/118 family and if I can do anything clever with tooling I will!

"Interestingly the 'Thumper' [Class 205] model was considered niche when we announced it. Now it would be firmly in the mainstream - it shows how quickly things can change!"







In development: Class 117 DMU 3-D scan.

**You can be fairly certain that there are further GWR and LSWR models to come, building on our links with preservationists.**

**BJ: What else is in the pipeline?**

**CT:** "You can be fairly certain that there are further GWR and LSWR models to come, building on our links with the Great Western Society, Bluebell Railway and Isle of Wight Steam Railway."

**BJ: When do you expect to see models such as the 'O2', LSWR Gate Stock and D600 'Warship'?**

**CT:** "I have stopped giving dates for models as quite honestly they are all made up, albeit from educated guesses. Until the livery samples of any model are approved you cannot get a delivery date. Our O2s are at the livery sample stage and the 'Gate Stock' is at the tooling stage, so these will be the next to be released. They should be followed by the PBA Tiger wagon and LSWR Road Van, both of which are at advanced CAD stage."

"The D600, '1361', WR DMUs and Railmotor are at the CAD stage. The final project, Bulleid diesels 10201-203, are still awaiting additional data. I am going to have to search the NRM archives to try and find what we need to get the CADs for this model completed."

**BJ: How do you find working with the manufacturers?**

**CT:** "I have always had a close working relationship with Bachmann and continue to work with them. There are two more projects in progress that I cannot discuss at the moment, but I used to work very closely with both in my previous employment."

"Working directly with the factory in conjunction with DJ Models has dramatically improved the speed at which our models are progressing. Twelve months ago I would never have contemplated announcing any new models as I had no idea when anything was going to happen with our existing projects. That situation has been resolved by working directly, as can be seen by the progress made over the last year. Some people keep talking about 'track records', but it is exactly the same factory that produced our Beattie Well Tank and that won a Model of the Year award! I have no doubts about the quality of the models to come."

**BJ: After the success of the Class 205, do you still plan to introduce centre cars and three-car sets?**

**CT:** "The Class 205 is a stunning model and now that production capacity has become available we are able to add the three final two-car versions in Network SouthEast, BR green and BR blue (see What's New). These should be available in the third quarter of 2015. It's a complicated model to assemble and the price rises mean that I don't know if a three-car unit will ever be viable but we will look at it again next year."

**BJ: Is it difficult balancing the development of so many new model projects with the need to run a busy retail business?**

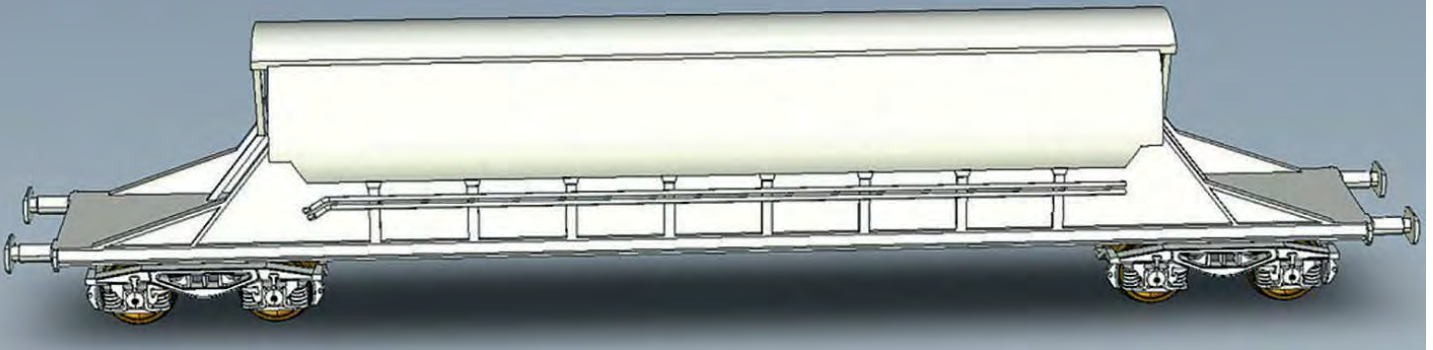
**CT:** "There are times when lots of models suddenly need work all at once and that can be a challenge! For example the PBA Clay Tiger wagon has been on my computer for a month now. I have not had a chance to look at it because I have been busy on last-minute items for the O2, which is of course much closer to production. I have a great team though and so I can leave the day-to-day shop operation to Greg and the team, although I always keep a close eye on what is going on!"

Due Spring 2015:  
Adams 02 0-4-4T.





PBA 'Tiger' China clay wagon.



**BJ: What was your reaction to Heljan's announcement of a rival GWR '1361'? Will it affect how you proceed?**

**CT:** "It was a total shock to be honest. We had also been working on a '1366' last year when we found out it was also working on that, so we changed to the '1361' instead. Heljan told us it was ready to start tooling the '1366' at Warley last year. As we are almost 12 months on and there are still no prices or liveries I find it surprising that it claims to be at the same point with the '1361' as well, especially as we have been working closely with the Great Western Society at Didcot. We know that Heljan cannot have been to see the actual locomotive as part of its development."

"If we had not done much beyond the initial research we would have pulled out as we have with the Adams 'Radial', but we're too far down the development route to stop now. Nothing will change as a result for us; we will still make the model as accurate as possible (with the benefit of having laser-scanned parts of the original) and we will also incorporate the various differences between individual locomotives. The only thing that may change is we will probably not be quite so open about sharing our development of the model."

**BJ: If you could produce one item, regardless of demand or cost, what would it be?**

**CT:** "A working double-track level crossing complete with lights, warblers, four barriers and the swinging skirts!"

**BJ: How do you view the British model railway trade at the moment?**


**CT:** "Some of the manufacturers are really struggling at the moment and I do question some of their strategies. Bachmann and Peco are exemplary in their support for high street model shops and I genuinely appreciate that. I truly believe we need high street shops to promote the hobby. Even our simple 6' x 4' tail-chaser window display layout never fails to stop passers-by when there are trains running."

**BJ: How have the recent supply problems affected KMRC?**

**CT:** "There have been some lean months with very few new models to bring people into the store. It has meant that some of the previous models that have been in stock for quite a long time have sold out so it's 'swings and roundabouts' I suppose!"

**BJ: How do you see it developing over the next five years?**

**CT:** "Interesting question. Is there a new development that could totally revolutionise the hobby I wonder? Will people finally decide they have enough locomotives and actually buy some stock to run with them? Will other gauges grow and



KMRC is going head-to-head with Heljan on the GWR '1361' 0-6-0T.

challenge the dominance of OO?

"It is interesting to note that shopping habits are changing and the huge out of town stores are seeing business fall, while smaller stores are now seen as the way forward. Possibly good news for model shops?"

**BJ: What does the future hold for KMRC?**

**CT:** "I hope we can continue to provide a high-quality service to all our customers and that we will keep producing exclusive models as long as there is demand for them." **BRM**



# This month's **OXFORD** New Releases

1:72

Grumman Avenger - GHW Bush  
VT51 USS Jacinto 1943  
AC046 1:72

1:43

Jaguar V12 -  
Light Blue  
JAGV12001 1:43

**NEW**  
Tooling!

1:76

Leyland Royal Tiger -  
Maidstone & District  
76LRT004 1:76

Healey Tickford - Black  
HT002 1:43

Lotus Elan +2 -  
Black/Silver  
LE004 1:43

Burrell Showmans Loco -  
Dragon Anderton & Rowland  
76BUR004 1:76

BMC Car Transporter & Two  
Minis - BMC Competitions Dept  
76BMC003 1:76

Scania Horsebox - Police  
76SCA02HB 1:76

Land Rover Defender - AA  
76DEF009 1:76

Land Rover Discovery 4 -  
Aintree Green  
76DIS003 1:76

Mini Coupé -  
Midnight Black/Red  
76MC002 1:76

Mini 1275GT - Black  
76MINGT002 1:76

Scania 420 8-Wheel  
Crane Lorry - D R Macleod  
76SCL001 1:76

**NEW**  
Tooling!

Atkinson 8-Wheel  
Flatbed Lorry - Chivers  
76ATKL002 1:76

ERF LV Flatbed -  
Red  
76LV001 1:76

**NEW**  
Tooling!

Scania 110 Flatbed - BRS  
76SC110002 1:76

Land Rover SII Tow Truck -  
Bronze Green  
76LAN2009 1:76

Mobile Canteen - NFS  
76TRO09 1:76

Bedford OX & Queen Mary  
Trailer - RAF  
76BD011 1:76

AEC Matador - 2nd Batt  
Gordon Highlanders  
76AEC017 1:76

CMP LAA Tractor Desert  
2nd NZ 41 Battery  
76CMP005 1:76

Morris J Van -  
Devon General  
76MJ009 1:76

1:148

Foden FG Dropside -  
Pickfords  
NF6003 1:148

Scania R Curtainside -  
Knights of Old  
NSCA004 1:148

Scania T Cab Tipper -  
Metropolitan Demolition  
NTCAB004 1:148

Foden FG Round Tanker -  
Milk Marketing Board  
NF6002 1:148

Guy Arab Utility - Midland  
Red - Correct Colour  
NUT003\_1 1:148

To order, call:  
**02380 248850**



Follow us on Twitter  
**@OxfordDiecastUK**

See more at:  
**www.oxforddiecast.co.uk**

OXFORD DIECAST LTD. PO Box 62, Swansea SA1 4YA Tel: 01792 643500

**OXFORD**   
Precision die-cast scale engineering  
at surprisingly inexpensive prices




YOUR  
**BRM**

# READERS' L

Here's your chance to have your layout or latest project highlighted in the pages of **BRM** for all our readers to enjoy. Send your photos and text to the address below. We look forward to receiving them!

## BISHOP'S GATE

STAR  
LAYOUT



I have had a model railway since the age of six, some 59 years ago. We moved to our current house in 2005, where I had the opportunity to expand up into the roof with a loft conversion and have a purpose-built model railway area, giving a space of 23' x 18'.

The basis of the layout is circular with a triangular junction to Bishopsgate, the London terminus. There is a through junction station called 'Stroudley Junction' strongly influenced by W. Norris, a seaside terminus called 'Eastport Central' and a through line to 'Eastport Marine', a passenger ferry terminal. The other side of the layout contains storage sidings.

*Richard Beavan, via email*

## A NAME WITH A TWIST

**M**y N gauge loft layout is approximately 8' x 2'. Part of the layout depicts the first run of the 'Golden Arrow' after World War Two. The photographs show 21C1 Channel Packet about to depart, while 21C101 Exeter is fed and watered at the coaling station. I named the station Tothampton, living just outside Southampton in Totton I combined both names to give an imaginary country town serviced by the Southern Railway.

*John Gilbert, Southampton*





# AYOUTS

## A PHOTOGRAPHIC PLANK



**H**ere is a picture of a photographic plank complete with turntable and locomotive that I have produced following Andy York's article in a past issue of **BRM**.

I am currently working on a very long term project creating a 4mm scale layout of Haymarket MPD as it was in the 1958-61 period and thought that producing the planks would be good experience in practising my modelling skills which are limited at the present time.

When I saw Andy's article (March 2014) it was just what I was looking for to enable me to take photos of my model locomotive collection. I had an off-cut of wood and had just finished converting a Peco turntable into something similar to Haymarket's turntable.

*David, via email*

## ACHNAREID

**L**iking the new look! Here are a few photographs of my 'Loch Dubh' U-shaped layout. Built in my garage, it is a fictional ex-Caledonian Railway line from Glasgow to 'somewhere' on the West Coast.

A Class 27 has arrived at Loch Dubh on the early morning train from Glasgow. MacBrayne buses will connect with this train. My favourite scene of the loch side is the hand-painted backscene that was copied from a classic Norman Wilkinson railway poster of North Wales!

The small ground frame is based on that at Luib on the old Callander & Oban line.

*Alasdair W. Reid, Cambuslang*



**WRITE TO** Readers' Layouts, BRM, The Maltings, West Street, Bourne PE10 9PH

**OR E-MAIL** [brm@warnersgroup.co.uk](mailto:brm@warnersgroup.co.uk) and title your email *Readers Layouts*



*White Rose  
Modelworks*

**MANUFACTURERS OF  
BASEBOARDS OF DISTINCTION**



### 5 star Baseboards

- No joinery required • Flat stable surface
- No tools needed • Competitively price
- Plug and Latch system ensures perfect alignment

**We can create baseboard to fit in any room or configuration working from your trackplans. Our expertise can help you attain your railway from bare boards to track layouts, electrics, control systems and scenery.**



### We stock at our retail premises:

- |               |            |            |
|---------------|------------|------------|
| • Kato        | • Bachmann | • Graham   |
| • Peco        | • Faller   | • Farish   |
| • Ratio Wills | • Liliput  | • Metcalfe |
| • Woodland    | • Digitrax |            |
| Scenics       | • Walthers | • N.C.E    |

### Ring us for a quote or visit us

1¼ miles from A1 on A684 @  
Unit 10, Bedale Station, The Bridge,  
Bedale, North Yorkshire, DL8 1BZ

Website: [www.whiterosemodelworks.co.uk](http://www.whiterosemodelworks.co.uk)

Email: [info@whiterosemodelworks.co.uk](mailto:info@whiterosemodelworks.co.uk)

Tel: 01677 422444



# WHAT'S NEW?

News and Events from the model railway trade

For much more new  
product news see our  
**WARLEY REPORT**  
on page 74

## HATTON'S COMMISSIONS GWR '14XX' FROM DJM

All-new Collett 0-4-2T to include versions not previously offered in RTR form.



DAVE JONES

**F**ollowing its recent announcement of a GWR 'King' 4-6-0, Hatton's Model Railways is now working on a second Swindon favourite in OO gauge - the ever-popular Collett '14XX' 0-4-2T.

No fewer than 16 different versions are promised, covering the entire career of the class, numerous detail differences and, for the first time,

original '48XX' locomotives and '58XXs' without auto train control gear. As with the 'King', the models are being designed and manufactured by DJ Models. According to Hatton's, the 0-4-2T will "set new standards for RTR small locomotives with levels of detail only previously seen on high-quality brass locomotives."

Priced at £99.00 each, the models are expected in late-2015/early-2016.

Detail variations will include top feed arrangement, whistle guards, auto gear and Automatic Train Control (ATC) boxes, appropriate to period, livery and locomotive.

The impressive specification will also include; RP25 wheel profiles, a six-pin DCC decoder socket, provision for a speaker in the bunker, a five-pole motor, fully detailed and painted cab interior, separately fitted

BR shedplate, smokebox door and cabside numberplates, separately supplied and fitted headcode lamps, pick-up on all wheels, cosmetic inside motion and gap between boiler and frames and removable cab doors.

See [www.ehattons.com/14xx](http://www.ehattons.com/14xx) and [bit.ly/1ulqPHT](http://bit.ly/1ulqPHT) for full details of all 16 models and to see what **RMweb** members are saying about this latest announcement.



**GET IN TOUCH** If you have a new product that you would like us to feature, send it to Howard Smith by e-mail: [howards@warnersgroup.co.uk](mailto:howards@warnersgroup.co.uk)



For the  
Top 50 of each  
category, see  
[bit.ly/1xAO07M](http://bit.ly/1xAO07M)



## WORKING LEVEL CROSSING TOPS 2014 'WISH LIST'

Operating accessories were the surprise winners in this year's 'Wish List' poll. In the OO gauge category, a working steam era gated level crossing garnered more votes than any locomotive or multiple unit, while a British 70' turntable came in fifth. Amongst the steam locomotives, a BR Standard 2MT 2-6-0 took top spot, narrowly ahead of a Bulleid air-smoothed 'Merchant Navy' 4-6-2, GWR Railmotor (see page 78), SR 'S15' and Adams 'Radial' 4-4-2T.

DMUs dominated the top places in the non-steam category in OO, with a

Swindon Class 120 three-car finishing ahead of Class 117/118 three-car suburban sets (see page 78) and Class 124 Trans-Pennine unit. Top non-steam locomotive was a Class 87 electric, polling just ahead of a '4-COR' EMU.

'Most Wanted' in the Coaching Stock section was a BR Mk 1 Brake Second Open (BSO), followed by a Mk 1 TPO Stowage Brake Van, GWR Churchward 'Toplight' and Collett gangwayed coaches, Mk 3a/b and Mk 2b/c stock. A 1940s 'Warwell' armoured vehicle carrier was the most

requested wagon, followed by BR 'Palvan' and 'Prestwin' silo wagon.

Class 117/118 suburban DMUs also topped the N gauge poll, beating a Mk 1 TPO Stowage Brake Van, Class 40, Class 92 electric and Class 158 DMU to first place. The highest placed steam locomotive was a 'King Arthur' 4-6-0 in ninth place. Further back was a BR Standard 4MT 4-6-0, SR 'Lord Nelson' and GWR 'Dean Goods'.

Other popular items included a BR 'Shark' ballast plough, Class 120 DMU, BR Mk 2b/c/d stock, FFA/FGA flats and a BR 75t breakdown crane.

## TAKING NUMBERS

3

new worker figures from Dart Castings have been added to its Monty's Models collection. One is in 4mm scale (MSV37) and priced at £1.65, the other two are for 7mm scale (MGV15 and MGV16) and priced at £3.80. The figures are supplied as unpainted whitmetal castings.

[www.dartcastings.com](http://www.dartcastings.com)

3.25

miles are covered a day by Bachmann trains on the model railway at New Romney station on the 15" gauge Romney, Hythe & Dymchurch Railway. The model railway, housed above the catering facility, has been using Bachmann locomotives since last year. By the end of each day a lap counter reaches 535 with each of the 17 trains passing it at least 31 times. Entry is free to holders of RH&DR Rover train tickets, with an admission charge for non-holders.

[www.rh&dr.org.uk](http://www.rh&dr.org.uk)

10

years of Scalescenes.com will be celebrated next year. To coincide with the anniversary, a new school kit is being released in both N and OO gauges. The kit captures the look of an

Edwardian-era school and is priced at £4.99, with a choice of 3 different brick colours.

[www.scalescenes.com](http://www.scalescenes.com)

40

BR insulated containers are being produced by Amberley Services in a limited run. The O gauge wagon loads are painted and lettered and are available from shows or mail order for

£29.00 each including P&P (payments by cheque only).

**A** Amberley Services, 25 Heol Llywd, Ammanford Carmarthenshire SA18 2EN  
T 07802 271 081



## WIN THIS TRAIN PACK WORTH £160!

### Bachmann First World War Ambulance Train pack

The first of Bachmann's attractively packaged themed train packs is now arriving. This First World War ambulance train features GWR 4-4-0 *City of Birmingham* in wartime khaki livery with three modified ambulance coaches based on Bachmann's LMS wooden-panelled stock. The pack also contains an exclusive set of Bachmann Scenecraft WW1 medical staff and soldier figures.

Competitively priced at £159.95, this pack is likely to become highly collectable.

Thanks to Bachmann, we've got one of these superb packs to give away to a lucky BRM reader. For your chance to win, just enter our competition now at [www.model-railways-live.co.uk](http://www.model-railways-live.co.uk)



# TEN HUNSLETS FOR HATTON'S



**H**atton's Model Railways is working with DJ Models to produce ten exclusive Hunslet 'Austerity' 0-6-0STs in BR, industrial and military liveries. Limited to just 200 pieces each, the models will be priced at £99.00 and will feature a wide range of detail variations, appropriate to the prototype and period.

Most of the models depict National Coal Board locomotives from collieries

across Britain, but the collection also includes weathered BR late crest black J94 No. 68012, as used on the Cromford & High Peak Railway in Derbyshire until 1967, British Army green No. 98 *Royal Engineer* and Wemyss Private Railway lined brown No. 15.

For the full summary of liveries, identities and detail variations being produced, visit [bit.ly/1uEitCM](http://bit.ly/1uEitCM).

## HATTON'S HUNSLETS

- J94-01** Austerity 0-6-0ST *Robert* in NCB Bold Colliery lined green
- J94-02** Austerity 0-6-0ST No. 71515 in Mech Navvies maroon
- J94-03** BR J94 No. 68012 in BR black late crest - lightly weathered
- J94-04** NCB Peckfield Colliery lined maroon No. 1763 with chevrons - very heavily weathered
- J94-05** Hurricane NCB Bickershaw Colliery lined green - lightly weathered
- J94-06** NCB Mountain Ash Colliery lined green No. 8 - very heavily weathered
- J94-07** NCB Backworth Colliery lined black No. 4
- J94-08** Army green No. 98 *Royal Engineer*
- J94-09** NCB Littleton Colliery lined blue No. 7 - lightly weathered
- J94-10** Wemyss Private Railway lined brown No. 15

ARRIVING  
SOON

## DELLNER '57' AND MR BRAKEVAN



Look out next month for a review of the latest DRS Class 57/3 from Graham Farish, now with prototypical Dellner retractable coupler. Also arriving in shops shortly will be the Farish Midland Railway 20t brake van. See [www.bachmann.co.uk](http://www.bachmann.co.uk) for information and prices.

DIARY DATES

2/3

10/11

25

Things to  
SEE & DO  
in January

### WINTER WARMER DAYS

Join the Llangollen Railway for New Year Celebrations. An intensive two-day timetable with a demonstration parcels train, real ale train and 'New Year Cheer train' will feature. A cocktail of double heading, top and tailing with plenty more in the mix. Full details on the website.

**E** [Llangollen.railway@btinternet.com](mailto:Llangollen.railway@btinternet.com)

**A** Llangollen Railway, The Station, Abbey Road, Llangollen LL20 8SN  
**T** 01978 860 979

### ST. ALBANS MODEL RAILWAY EXHIBITION

Over 20 excellent layouts, many scales, gauges and prototypes. Trade stands plus demonstrations. Saturday 1000-1800, Sunday 1000-1700. A free regular vintage bus service will run between the Alban Arena and both of St Albans railway stations.

**E** [exhibition@cmra.org.uk](mailto:exhibition@cmra.org.uk)

**T** 01727 844 488

**W** [www.cmra.org.uk](http://www.cmra.org.uk)

### BRISTOL 0 GAUGE SHOW

The Bristol Group's 20th show will feature 0 gauge layouts from all over the UK. A large selection of traders and 14 layouts will be present. Open 1000-1600. Prices: Adults £9.00, Concessions £7.00, Family £18.00.

**A** University of the West of England, Filton Road, Bristol, Bristol BS34 8QZ

**T** 07738 143 766

**W** [www.bogg7mmexhibition.com](http://www.bogg7mmexhibition.com)



## PENDOLINO SWITCHES TO RAPIDO

The N Gauge Pendolino project has reached an agreement with Rapido Trains to produce its proposed model of the Class 390 Pendolino electric multiple unit in British N scale.

Assuming its revised Kickstarter pledge target of 1,000 models is reached, the models will be made in Rapido's factory in China. Specification will include power cars at both ends, directional lighting, pick-ups on all wheels and power-conducting couplers to ensure good running of the basic model, at a pledge price of £255. Rapido will

fund the production of 200 units, to be sold internationally.

Project organiser Ben Ando said: "We are delighted to be working with with Rapido, who've certainly created a stir with their OO model of APT-E. It's great that it is keen to get into the British N Gauge market, and we would urge anyone interested in a model of this iconic train, at an amazingly low price for the specification on offer, to support us."

**For more information go to**  
[www.ngaugependolino.com](http://www.ngaugependolino.com) or  
[www.rapidotrails.com](http://www.rapidotrails.com)

## NEW CLUB HQ DESPITE ARSON ATTACK



Richard Medlock, master carpenter (left), responsible for rebuilding the 'box' after the fire in 2010 with Barnham Signal Box Trust Chairman Mike Burton (right).

Bognor Regis Model Railway Club has moved into its new premises, the restored and re-located Barnham signalbox. The wooden structure has undergone a full restoration, a task made more difficult after an arson attack in 2010. The signalbox is a fitting location to house the club's projects and celebrates its 105th birthday in 2015.

Signal Box Trust Chairman Mike Burton said "The task to restore the

signal box has been immense. With volunteers, mainly from the Bognor Regis Club, it has taken us 5 years to reach completion. I'd like to thank all those who have so generously given their time, money and materials to restore this wonderful example of railway history. And they said we could never do it, especially after the fire!"

Bognor Regis MRC welcomes new members of all ages. Visit the club's website for further details.

# 31/1

### STAFFORD RAILWAY CIRCLE - MODEL RAILWAY EXHIBITION

Biggest show ever for Stafford Railway Circle. A total of 46 confirmed layouts in all scales and gauges with 47 trade stands and a demonstration area. Free bus service connection between Stafford railway station and the County Showground. Open: Saturday 1000-1700, Sunday 1000-1630.

**W** [www.staffordrailwaycircle.org.uk](http://www.staffordrailwaycircle.org.uk)

**A** Stafford County Showground, Weston Rod, Stafford, Staffordshire ST18 0BD

**T** 01785 211 992

### WARLEY & WAKEFIELD 2015 DATE CHANGES

Warley MRC and Wakefield RMS have announced revised 2015 show dates. The changes are in wake of the dates forced on the Warley Show by the NEC. Wakefield show will now take place on 20th-22nd November 2015 and Warley show on 28th/29th November.

**W** [www.thewarleyshow.co.uk](http://www.thewarleyshow.co.uk) and  
[www.wakefieldrms.org](http://www.wakefieldrms.org)

## DIECAST CORNER

For more diecast models, see BRM's sister titles - Diecast Collector and Collector's Gazette.

### EXCLUSIVE FIRST EDITIONS

LEYLAND OLYMPIAN 'Bristol'

(Ref: E29704)

OO Gauge

RRP: £32.50



### EXCLUSIVE FIRST EDITIONS

RMC ROUTEMASTER -

Green Line

(Ref: E31708)

OO Gauge



RRP: £32.50

### OXFORD DIECAST

LAND ROVER SERIES II

TOW TRUCK

(Ref: 76LAN2009)

OO Gauge

RRP: £4.95



### OXFORD DIECAST

SCANIA CRANE LORRY

(Ref: 765CL001)

OO Gauge

RRP: £15.95



### OXFORD DIECAST

SCANIA HIGHLINE TIPPER

(Ref: NSCA003)

N Gauge

RRP: £11.95



RRP: £7.99 each

### B-T MODELS

LEYLAND DUPLÉ DOMINANT II - Ribble, Grey-

Green, Maidstone & District

(Refs: NB003, NB004, NB005)

N Gauge



*Duchess of Norfolk* is one of six models being produced, covering all the major BR liveries carried by the class between 1948 and 1964. Fit and finish is superb.



# GRAHAM FARISH 'PRINCESS CORONATION'

**Ben Jones** reviews an impressive addition to the N gauge locomotive fleet.

**A**long with Sir Nigel Gresley's LNER 'Pacifics', the LMS 'Princess Coronations' captured the public's imagination instantly in the 1930s, and retain a loyal following to this day.

There have been numerous RTR models over the decades, but none has ever quite captured the bulk and sheer presence of Sir William Stanier's masterpiece. Achieving that in 1:148 scale

would seem like a tall order, but advance samples of the model suggested that Graham Farish had got closer than most.

Reviewed here is de-streamlined No. 46226 *Duchess of Norfolk* in early-1950s lined blue. It's probably not the livery that immediately springs to mind when you think of a 'Duchess', but it certainly suits the big Stanier 'Pacific' and it has been beautifully executed by Bachmann.

No fewer than six versions are promised in this first batch, ranging from plain black No. 46236 *City of Bradford*, through BR green No. 46229 *Duchess of Hamilton* (early emblem) and No. 46235 *City of Birmingham* (late crest) to maroon No. 46240 *City of Coventry* (orange lining) and No. 46245 *City of London* (yellow/black lining).

Rebuilding, de-streamlining and modifications over the years left resulted in a fleet of 38 locomotives with enough detail differences to fill a book - and make life difficult for modelmakers. To keep things comparatively simple, Graham Farish has chosen to model six similar, formerly streamlined,

locomotives - recognisable by the gap in the running plate under the smoke deflectors. All have full round smokeboxes rather than the sloping top design evident after the streamlined casing was removed in 1946-49. The locomotives also have de-streamlined tenders, with the tell-tale remains of the extended side sheets at the rear.

No. 46226 carries a Carlisle Upperby (12A) shedplate on the smokebox door. Apart from brief spells on loan at Camden, Edge Hill and Crewe in the 1950s, the locomotive was resident in the border city throughout its BR career. Transferred to Kingmoor in March 1961, it was withdrawn in September 1964.

Compared to previous attempts, Graham Farish has done an excellent job of capturing the powerful outline of these machines. The front end, with those large smoke deflectors, is utterly convincing and the overall shape and detail is superb. Dimensionally and aesthetically, it compares well with the prototype and should delight the many 'Duchess' fans out there.

Separate details include fine wire handrails, lubricators, vacuum pipes and a metal hooter on top of the firebox. Boiler backhead details are neatly picked out in gold and white for the gauges. Turned metal buffers are also fitted.

The depth of the cylinders appears to have been compromised slightly to allow the bogie to move freely on 'train set' curves. This has the effect of making them look marginally too long, but the discrepancy is less than 0.5mm. Our only other minor gripe is the cab front glazing, which was poorly fitted on our sample and detracted from the otherwise exemplary fit and finish.

The large 4,000gal tender is an impressive model in its own right, particularly the underframe with its extensive rivet, axlebox and frame detail and spoked wheels. Separate components include a water scoop, rear ladder and wire handrails. As there's no motor inside the tender body, I'd like to have seen a bit less 'coal' and a bit more of the coal space, rather than the shiny plastic mound provided.

## FACT FILE

- ▶ **MANUFACTURER** Graham Farish by Bachmann
- ▶ **MODEL** 372-186 BR early emblem lined blue 'Princess Coronation' 4-6-2 No. 46226 *Duchess of Norfolk*
- ▶ **PRICE** RRP £149.95
- ▶ **AVAILABILITY** Bachmann stockists
- ▶ **WORDS** Ben Jones
- ▶ **PHOTOGRAPHY** Tony Wright





**If any locomotive needs to be capable of hauling big trains at express speeds, it's a 'Duchess', and the model does not disappoint.**

#### LMS 'PRINCESS CORONATION'

- ▶ **DESIGNER:** Sir William Stanier\*
  - ▶ **BUILT:** 1937-48
  - ▶ **POWER CLASSIFICATION:** 8P
  - ▶ **NUMBER BUILT:** 38\*
  - ▶ **LENGTH:** 73' 10 1/4"
  - ▶ **WEIGHT:** 105 1/4 tons
  - ▶ **DRIVING WHEEL DIAMETER:** 6' 9"
  - ▶ **CYLINDERS:** 4
  - ▶ **TRACTIVE EFFORT:** 40,000lb
  - ▶ **COAL CAPACITY:** 10 tons
  - ▶ **WATER CAPACITY:** 4,000gal
  - ▶ **BOILER PRESSURE:** 250psi
  - ▶ **FIREGRATE AREA:** 50 square feet
- \* Nos. 46256/257 built 1947-48 to a modified H.G. Ivatt design.

#### TOP LINK TRACTION

As with other recent Farish steam locomotives, the 'Duchess' has a slimline coreless motor located in the boiler space, with gears to the middle driving axle. Performance is excellent; our sample was smooth and quiet and easily hauled ten bogie coaches on level track. If any locomotive needs to be capable of taking big trains at express speeds, it's a 'Duchess' and the model does not disappoint.

Pick-ups are fitted on the six driving and six tender wheels, the latter via brass inserts and pin-point axles. A six-pin DCC decoder socket is housed in the tender and connected to the motor via

wires neatly tucked in either side of the tender coupling bar. Detachable NEM couplings are fitted front and rear.

A bag of extra detail parts contains front footsteps, valve guides, cylinder drain cocks, cab doors and coupling hooks which fit into holes in the bufferbeams. The parts help to finish off the model, but do restrict its ability to run around tight curves. Recommended minimum radius is 10.5" (260mm, R2), but wider curves are required to run with the extra details fitted.

It remains to be seen whether Graham Farish will cater for LMS, non-streamlined, 'Semis'

or even fully streamlined locomotives. However, for the majority of modellers, these BR era machines will fit the bill perfectly. This impressive new 'Duchess' is a worthy addition at the head of the

Farish LMS family - a model that finally does justice to these imposing machines, even in this small scale. Can we have it in OO gauge as well now please? **BRM**

The imposing front end is beautifully executed and captures the classic Stanier look very effectively.







# HELJAN

**Howard Smith**  
examines the EE  
Type 4; Heljan's  
biggest British  
model to date.

## FACT FILE

- **MANUFACTURER**  
Heljan A/S, Denmark
- **PRODUCT** BR blue Class 40  
1-Co-Co-1 diesel
- **PRICE** RRP £649.00
- **SUPPLIERS** Heljan stockists and  
[www.tower-models.com](http://www.tower-models.com)
- **REVIEW** Howard Smith
- **PHOTOGRAPHY** Tony Wright

# CLASS 40

**H**eljan continues to produce models of the most common British diesel locomotives in O gauge. Its latest release is the English Electric (EE) Type 4 1-Co-Co-1, later known as Class 40.

Having covered many of the most numerous and popular classes over

recent years, the heavyweight EE design fills a considerable gap in the fleet.

So, with this weighty 4kg mammoth in front of me, what do I make of it? Let's start with the price. With an RRP of £649.00 it's a fair amount of money to part with, and that doesn't get you DCC sound, or even DCC at all, although the model is designed for installation of a

suitable decoder. What it does get you though is a model of one of the largest and heaviest of BR's first generation diesels in a scale already known for its sense of presence. Now, that alone is worth having, surely? Even Tony Wright admitted it was tricky trying to photograph all 484mm of this model in a single shot!

More importantly, does it look like a Class 40? The honest answer is 'yes', but not without a few reservations. The bodywork is neat with a representation of the rain gutters and good overall detail around the fan. What impresses me the most though is the front nose detail. From the lamp brackets to the grab handles, horn vents, door hinges



Forget weightlifting, just putting one of these models on the track will give you a serious workout.



**From this angle, this giant's size is best seen. Heljan's latest has made use of everything that O gauge can currently offer.**

and light apertures - it's all there and looks just as it should. In fact, the grab handles are incredibly fine and despite being unpainted, they are a nice finishing touch.

And, it comes with plenty of the usual Heljan 'toys'. A working roof fan, directional lights and working screw-link couplings all form part of the package.

But, there are a few niggling areas that I can't quite get my head around. The front cab windows for instance, seemed to be too 'upright' and so I checked - and they are, by a few degrees. Not by much, but enough to be noticed by an English Electric connoisseur. And the cabside windows are missing their window side supports;

instead they are transparent and moulded into the glazing. Whilst this problem can be quickly solved with a paintbrush, the angle of the windows can't. If you can live with it, fine. But if you can't, some hacking of plastic will be necessary - not a small job.

Unfortunately for Heljan, the faults don't end there. Moving down to the


bodysides, the cab doors are too deep at the bottom by around 3mm. They should align with the bogie air tank gauges on the nose. This has changed the appearance of the door kickplate and step, making both look squashed.

However, the underframe and bogies are nicely detailed, with rivet heads - like braille on a Class 40 - fully present.



**Left** From the wipers, to the grab handles, bonnet hinges and interior cab detail, all is there. A pity about the angle of those windows though.

**Right** There's no margin for error in O gauge - everything is visible. Just as well then that the mesh grille and roof fan are both excellent in detail and quality.





# PRODUCT REVIEW



Superb bogie detail is given. 'BR TIMKEN - MADE IN ENGLAND' can be read on each axlebox cover, around which can be seen a fantastic selection of nuts and bolts.

The bogie side jumper cables look like they have been on a strict diet, but still, at least they are there and their appearance is correct. You'll also notice the bogie vacuum hoses; quite striking in fact, painted white along with the air tanks and dials. Even some of the pipework to which they are connected has been represented.

I can't help but think that some of the CAD design artwork for this model is a fraction short of the mark. The sandbox tops for instance are oval, not round. I'd be surprised if this was down to moulding capabilities, more likely it dates back to the initial design.

## EXTRAS INCLUDED

Also in the big blue box is a packet containing the etched frost protection grilles for the radiators. These too have full rivet detail and can be applied if you are modelling an earlier period - they were removed during overhauls in the 1970s. Another packet contains the headcode disc indicators and front nose steps - again, to be applied depending on period. Despite being factory painted, I'd recommend running a file over these to remove some of the rough edges left by the moulding process.

The '40s' didn't last as long as some of their counterparts - they were



Complicated or what? The system of nylon gears transferring power to each outer axle. For such a heavy locomotive, could this prove problematic? Only time will tell...

withdrawn in the early-1980s and so didn't undergo as many livery changes as the classes that lasted into the sectorisation era. Heljan is offering the '40s' in either BR green or blue, so no problems there, all tastes and eras are covered. As usual for Heljan O gauge diesels, they will need numbering and because of the variations between locomotives, I suggest you consult photographs to ensure that you choose an appropriate locomotive. If you don't feel confident enough to do this yourself, some of Heljan's retailers can.

Our '40' was supplied by Tower Models which offers a bespoke

numbering, naming, weathering and painting service. Tower is also offering the basic locomotives for £500.00. See [www.tower-models.com](http://www.tower-models.com) for more information.

## HEAVY HAULAGE

As for power, these locomotives are up to the usual Heljan standard. A hefty five-pole motor on each bogie enables every locomotive to pull a metaphorical house down. A total of 13 gears transfer power from the worm on the motor to the outer 'driven' axles of each bogie. The mechanism, for all its complexity, skirts around the centre axle. This seems like a missed opportunity. The pick-ups make use of sprung phosphor bronze wire, again picking up from the same four driven axles. So the centre axle just floats, neither picking up nor providing traction.

To the front of each bogie, the pony wheels are sprung from above and have enough lateral freedom to negotiate even the tightest of curves - within reason. Heljan's recommended minimum curve is 800mm (31.5").

But the company has pushed the boat out further with this model with the addition of illuminated cab dials - a nice touch when running in the dark.

In this model the core essence of a Class 40 is there, but I feel that some of the problems pointed out were avoidable, given the amount of information and technologies available to manufacturers today.

I've built a few Class 40s in this scale from primitive kits and as you become more familiar with these machines, you notice the detail more. Studying photographs, measurements and the real thing at close quarters was necessary to make them look like how they should. This latest model from Heljan is now the quickest way to become an O gauge Class 40 owner.

Once out of its coffin-sized box, and is numbered and weathered with sound fitted, that whistle will certainly put a smile on your face. **BRM**

My favourite part of this model by far - the ends. Nothing really lets it down here and it looks every bit a Class 40. The control gear is exemplary, using common parts from the Heljan range. Both the OLE warning flashes and Blue Star coupling code transfers are sharp too.





# RAILFREIGHT SPA FILLS THE GAP

**Ben Jones** assesses the first wagon from a new supplier - FTG Models.

**W**ith all the fuss around new manufacturers coming into the market in recent months, it's easy to overlook the fact that one new supplier has quietly been building up to release its maiden OO gauge wagon. FTG Models, living up to its 'Filling The Gap' name, has just received the first batch of its Railfreight SPA steel plate carriers. Between 1979 and 1981, 1,100 of these low-sided open wagons were built to carry a range of products, including steel plate, rod, wire and pig iron. Many minor modifications were made to the basic design to accommodate a variety of payloads resulting in changes of TOPS code - wagons also carried the codes SDA, SEA, SHA, SKA and KOA.

With the downturn in steel traffic, many were soon transferred to departmental use where they were classified as ZAA 'Pike' and used as ballast/spoil carriers or runners for over-length loads. Some were later modified as ZCA 'Sea Hare' or rebuilt with new bodies as 'Sea Urchins'.

Although it has been produced by Graham Farish in N gauge, the SPA had been overlooked until now in

4mm scale - surprising when it has much in common with the OBA/OCA opens and VAA/VDA vans offered by Bachmann. It's also an ideal companion for the latter's BAA and BDA bogie steel wagons.

FTG has worked with DJModels to fill this particular gap and is offering several running numbers with differences in decoration. Our review sample carries 1980s Railfreight red with Cardiff Rod Mill logos printed on the right-hand doors. A substantial part of the SPA fleet was once allocated to traffic from this customer, radiating out from South Wales to various locations across the country. To protect the products, many SPAs were later fitted with vinyl hoods and coded SEA.

Printing of the CRM logos, data panels, Railfreight branding and other small details is good, although the red base colour is perhaps a little on the glossy side.

The wagon includes a separate, removable cradle to protect the load and features a number of separately fitted components. These are most evident on the underframe, which has steel brake rods and neatly moulded air braking equipment.

Much like the Hornby and

Bachmann models of this generation of long-wheelbase, air-braked wagons, rotating axle units are fitted - allowing reliable operation on tight 'train set' curves. As part of this compromise, the leaf spring suspension is attached to the solebar, while the axle guards are part of the rotating axle unit.

Free-running pin-point axles with metal wheels are fitted. The axle unit also incorporates the NEM coupler pocket. Our sample ran well, even when marshalled into a heavy steel train.

The overall look and dimensions of the wagon have been well reproduced, with all the requisite door detail moulded on to the outside of the body, a diamond plate floor and plenty of detail on the underframe and suspension.

However, the moulding work and decoration isn't quite as crisp as similar wagons from other manufacturers. On the plus side, at £16.95 each, FTG's wagons are around 15% cheaper than Bachmann OBA/OCAs.

For the keen modeller, there's an opportunity to personalise the SPA by adding authentic loads and a typically grotty finish of rust and dirt. Ready-

## FACT FILE

- ▶ **MANUFACTURER**  
FTG Models
- ▶ **PRODUCT** Railfreight red SPA steel carrier 460672 (with Cardiff Rod Mill logos)
- ▶ **PRICE** £16.95
- ▶ **SUPPLIER** Direct from [www.ftgmodels.co.uk](http://www.ftgmodels.co.uk)
- ▶ **REVIEW** Ben Jones
- ▶ **PHOTOGRAPHY** Tony Wright

made steel loads from the Czech firm Duha should work well with these wagons - see [pandhmodels.com](http://pandhmodels.com) for availability.

With small batch production of around 300 pieces for each version, and numerous liveries/variations planned, FTG Models is giving modellers the opportunity to build up more prototypical steel trains for the Railfreight, Sectorisation and privatised eras. We look forward to seeing more models from this supplier, and hopefully SPAs in departmental, Trainload Freight, EWS and even Network Rail yellow before too long. **BRM**



Complete with Cardiff Rod Mill logo, this SPA wagon is the perfect addition to a steel train comprising of BAAs and BDAs.





# ARNOLD DEBUTS WITH 'BRIGHTON BELLE'



A five-car set looking very much at home on 'Vale of Oxbury'. ANDY YORK

**Ben Jones** looks at a new EMU bringing Pullman glamour and German engineering to N gauge.

**R**umours that Hornby was about to venture into N gauge have abounded for years, but not until late-2012 did the company confirm its intention to offer the 'Brighton Belle' in 1:148 scale. Taking advantage of the long experience of its famous German brand, the model has been released as a joint Arnold/Hornby product.

Somewhat controversially, the model is not being sold through the usual Hornby stockist network, but is exclusive to [www.hornby.com](http://www.hornby.com). However, this may partially explain the surprisingly reasonable price at which it is being sold - a penny under £200 for a complete, high quality train looks like good value in today's market.

The five-car train is presented in two packs, one containing the Driving Motor cars (one powered, one dummy) and other with three intermediate trailer cars. Reviewed here is the 1969 version with its unique interpretation of BR corporate image blue/grey. Also available is a set in 1934 Pullman umber/cream livery. Decoration is to a very high standard.

Arnold has undoubtedly captured the overall shape and character of the trains to good effect. The unique body profile, quite different to locomotive-hauled Pullman Cars, is there, as are the tapered cab ends and roof profile. Areas such

as the heavily riveted roofs, bogies and underframes are beautifully detailed. In every respect the model is the equal of Hornby's OO model. More of the detail is moulded, as you'd expect in this scale, but it is executed to a high standard. Just a couple of aspects would have been improved by separately fitted components - namely water tank filler pipes on the roof of each car and wire handrails.

One error has also been carried over from the 1:76 scale model; the bogies on this 1969 version have original style suspension, rather than the revised arrangement introduced when the trains

## FACT FILE

- ▶ **MANUFACTURER**  
Arnold/Hornby
- ▶ **PRODUCT** HN3001 BR blue/grey '5-BEL' EMU driving car pack S292/293S, HN3501 BR blue/grey '5-BEL' intermediate cars S281/283/285S pack
- ▶ **PRICE** £199.99
- ▶ **AVAILABILITY** Exclusive to [www.hornby.com](http://www.hornby.com)
- ▶ **WORDS** Ben Jones
- ▶ **PHOTOGRAPHY** Tony Wright



Due to an error in the coupler orientation, it's not possible to couple the set in the correct formation, although it can be corrected by swapping the Kitchen car bodies around.



## For the money, this is a superb 1:148 scale debut from Arnold and a fine addition to the Southern Region fleet...

were refurbished in the 1950s.

On closer inspection, there are two small cut-outs in the solebar above the bogie on each side. These are a compromise to allow operation on tight curves but are barely visible when the train is running.

### GERMAN ENGINEERING

As one of the pioneers of N gauge, albeit in 1:160 scale, Arnold had a well-deserved reputation for high-quality mechanisms - especially compared to those endured by British 'N-gaugers' at the time. The 'Belle' does nothing to alter that perception; our sample ran superbly with good slow speed control and reliable operation.

Driving Motor Brake Parlour Third

S293S contains the powered mechanism for the set, which drives all four axles from a central skew-wound motor. Plastic drive shafts link to gear towers on each bogie and although the arrangement is visible through the windows of the passenger saloon, from usual viewing distances it does not detract from the overall visual effect. One traction tyre is fitted on each bogie (at opposite corners of the vehicle) to provide sufficient haulage power. However, the trailer cars have pin-point axles with fine low-profile wheels and are free running, so the motor car should have more than enough 'oomph'.

A six-pin DCC decoder socket is mounted on the main printed circuit board above the mechanism. Only one

decoder is required for the whole train thanks to the three-pin electrical couplers between cars. The latter are simple to use, although they are relatively chunky and therefore quite prominent when the train is coupled. Close coupling on straight track is OK, but the gangways aren't quite as 'cosy' as on many European N models of similar standard.

Bright working table lamps are fitted throughout, and the leading cab interior plus, on this version, SR route headcode panels illuminated in the direction of travel. It's a superbly executed feature that sets a benchmark for others to follow.

Unlike its Hornby 'big sister', Arnold's '5-BEL' has been provided with NEM couplers at the outer ends, allowing a

proper ten-car train to be operated. All the couplers are mounted on sprung, self-centring cams which push the cars apart on curves.


Outstanding detail and decoration, reliable performance and features such as the table lamps put it on a par with some of the best N models from Europe. To put this in context a little, a five-car Fleischmann ICE-T unit in N currently costs £460.00 in the UK. While the spec of the German train is marginally superior, there certainly isn't £260.00 of difference! For the money, this is a superb 1:148 scale debut from Arnold and a fine addition to the Southern Region fleet, bringing some welcome *Vorsprung durch Technik* to British N gauge. **BRM**



At a penny under £200, the Arnold '5-BEL' offers excellent value for money. ANDY YORK



Standard range Mk 2e coaches are being offered with or without interior lighting.



# HORNBY BR Mk 2e COACHES

**Ben Jones** casts his eye over the long-awaited new Mk 2 'air-con' stock from Hornby.

## FACT FILE

- ▶ **MANUFACTURER**  
Hornby Hobbies
- ▶ **PRODUCT** R4613 BR blue/grey Mk 2e TSO W5871, R4623 BR blue/grey Mk 2e FO W3244
- ▶ **PRICE** R4613: RRP £24.99, R4623: £22.99
- ▶ **AVAILABILITY** Hornby stockists
- ▶ **WORDS** Ben Jones
- ▶ **PHOTOGRAPHY** Andy York

**A**ll-new air-conditioned Mk 2s to contemporary standards have been high on the priority list for some years. Airfix Mk 2d vehicles have served us well since the late-1970s, subsequently being produced by Mainline, Dapol and Hornby, but the latter has now released replacement coaches, based on the Mk 2e variant.

Continuing the blurring of the distinction between Railroad and standard 'red box' range products, the models are being produced under both brands. Railroad models have simplified decoration and plastic wheels, but for just £2 extra, standard range coaches have more complete decoration and metal wheels/axles. A third option adds interior LED lighting for a further £7. All three Mk 2e types have been produced at each level; First Open (FO), Tourist Second Open (TSO) and Brake Second Open (BSO).

Reviewed here are Railroad FO W3244 and 'red box' TSO W5871. Looking at the common factors first, the overall shape of the 'air-con' Mk 2

bodyshell has been captured more effectively than any previous model. Roof and end profile are excellent, as is the tumblehome at the bottom of the bodyside. Other positives include the superb glazing, which is flat, non-prismatic and subtly smoked, just like the real thing. The slightly raised windowframes have also been well executed. Separate details are kept to a minimum, most noticeably on the ends.

The fine seams between roof panels have been omitted, although this is arguably a blessing as they are often

too prominent when included. However, the Roe-Vac vents at each end are too large, as are the air vents at the top of the passenger doors.

Underframe equipment is moulded to the floor, but to a high standard and the B4 bogies are crisply detailed. Mk 2 bodysells are of monocoque construction, without a separate underframe but unfortunately this area is let down somewhat by the unprototypical 'solebar' which protrudes below the tumblehome. Initially we wondered if it was an assembly fault,



The fully decorated TSO sample (left) and lower spec Railroad FO (right). This view shows how the coaches look side by side when used with Hornby close couplers (not included).





## BR Mk 2e Coaches

An improved version of the Mk 2d, BR's first production air-conditioned coaches, the Mk 2e variant was introduced in early-1972. Experience in service with the Mk 2d had revealed a number of weaknesses and areas for improvement of the design. The Mk 2e addressed some of these, but others would have to wait until the next stage of development, the Mk 2f, introduced in 1973. More seats, redesigned vestibule areas and smaller toilets situated at opposite corners of the vehicle set the Mk 2e apart from its predecessor. Interior furnishings were unchanged. In contrast to previous Mk 2 builds, no compartment stock was included. Just three types were delivered, totalling 229 vehicles; First Opens W3221-63, E3264-75, Tourist Second Opens M5744-5804, W5809-79, E5880-5907 and Brake Sccond Opens M9496-9509. Deliveries allowed older Mk 2s to be cascaded to replace the remaining Mk 1s on Great Western, West Coast and East Coast Main Line expresses.

The Railroad Mk 2e, whilst not sporting all the 'bells and whistles' of its main range cousin, is a cheaper option. The plastic and clean appearance of the underframes on both models stand out - weathering will improve both models.



**Roof and end profile are excellent, as is the tumblehome at the bottom of the bodyside.**

but it is present on all the samples seen so far. Keen modellers have already identified at ways of curing it, but fairly major surgery is required.

The interior is well modelled and includes a good representation of the internal partition. The smoked glazing makes painting the seats, tables and interior walls in the correct colours a less pressing task, but a few passengers would be a useful addition.

Application of the BR blue/grey livery is reasonably good, although not without its flaws. Quality varied on the Railroad models we checked, with some more neatly finished than others. This appears to be less of a problem

on the higher-priced coaches, which are generally good. However, both the FO and TSO reviewed had a distinct yellowy tinge to the grey band.

Also evident on the TSO is the incorrect depth of the blue cantrail band above the windows. When compared to photographs of new Mk 2e TSOs, the discrepancy is perhaps only a fraction of a millimetre but it does have a noticeable effect. The FO and BSO are both better in this respect. A more minor fault is that the tops of the droplights in each door have been painted grey rather than picked out in aluminium, making the window look too small. This should be easy to

correct with a fine paintbrush or lining pen.

As well as metal wheels (slightly overscale at 12.5mm), the extra £2 investment in the mid-range models brings additional decoration on the ends, overhead line warning flashes, gangway doors painted in the correct putty colour and 'No Smoking' or 'First Class' signs printed on the inside of the glazing where appropriate.

All models have detachable tension lock couplings in NEM pockets attached to the bogie frames. As delivered, the coaches are some way apart but Hornby/Roco close-couplers (not supplied) can be used to bring the

gangways closer together.

Whilst not perfect, these new Mk 2e coaches represent good value for money. At this price, buyers should not expect the definitive, ultra-refined 'air-con' Mk 2, but they do offer a clear improvement over the old Airfix models they are designed to replace. Bachmann's Mk 2f vehicles might well deliver the premium option in due course, but they are also likely to be considerably more expensive. Considering the small difference in cost between Hornby's Railroad and standard models, we would have no hesitation in recommending that buyers select the latter. **BRM**



# BACHMANN 'SPRINTER' REBOOTED



**B**achmann's Class 150 'Sprinters' filled a significant gap in the second generation DMU fleet when they were first released in 2009. However, they weren't without flaws - most notably the heavy die-cast chassis filling the whole of one car. Whilst this undoubtedly gave excellent performance, the ability to haul a 40-wagon MGR train is one seldom required of a two-car DMU.

A few years on, and Bachmann has addressed this and other criticisms of the original models by releasing a revised Class 150 with a new chassis and mechanism, better lighting and more realistic flush-glazing. First to arrive for review is 150128 in

contemporary First Great Western (FGW) livery; one of four new editions covering both the '150/1' and '150/2' variants. Also expected shortly are Provincial Services 'Sprinter' livery 150150, 150202 in Centro (West Midlands PTE) green/grey and Northern Rail purple/white/pink 150204.

Anyone familiar with Bachmann's first generation BR DMUs will immediately recognise the new chassis powering the Class 150. With the chassis block occupying around one-third of the Driving Motor Second Lavatory (DMSL) vehicle, the visual effect is much improved. The central and outer end saloons of the DMSL now have seats, but the block surrounding the motor bogie fills the inner vestibule and saloon/toilet area.

# SR 'SCOTCH ARTHUR'

**S**even years after its debut, the 'King Arthur' remains among the best steam locomotives in Hornby's range. It's a fine model of an outstanding design that served the Southern Railway and BR well until 1962. Hornby's latest edition features North British-built No. 771 *Sir Sagamore* in 1930s green, fitted with smoke deflectors (a change from the 2014 catalogue image) and coupled to a Urie eight-wheel bogie tender. The latter was acquired in July 1932, while the smoke deflectors

were added in October 1928.

No. 771 looks superb in its dark green with white and black lining. Application of the Maunsell livery is impressive, and features crisp printing throughout. The nameplates and worksplates are particularly good, and worthy of close examination under a magnifier.

If your model is for static display, or you have the luxury of gentle curves, a number of extra detail components are supplied to further enhance the 'Arthur'. Front footsteps,

cylinder drain cocks, brake rigging and bufferbeam details are included, along with a front coupling should you wish to double-head your trains. An unpainted footplate crew is also provided to complete the exquisitely detailed cab.

Other features include NEM couplers, an eight-pin DCC decoder socket on the locomotive chassis, pick-ups on all eight tender wheels as well as the driving wheels and sprung metal buffers. Hornby also offers a 'DCC Fitted' option for an extra £17.

## FACT FILE

- ▶ **MANUFACTURER** Hornby
- ▶ **MODEL** R3010/X<sup>o</sup> Southern green N15 4-6-0 No. 771 *Sir Sagamore*
- ▶ **PRICE** RRP £149.99 (\*£166.99 DCC Fitted)
- ▶ **SUPPLIER** Hornby stockists
- ▶ **WORDS** Ben Jones
- ▶ **PHOTOGRAPHS** Tony Wright

Originally announced as part of Hornby's 2012 range, this 'Scotch Arthur' has been a long time coming, but the end result is most impressive. Hornby's model will really look the part at the head of a train of SR green Maunsell coaches or pre-war Pullman Cars.





## FACT FILE

- ▶ **MANUFACTURER** Bachmann Europe
- ▶ **MODEL** 32-927 First Great Western Class 150/1 two-car DMU 150128
- ▶ **PRICE** RRP £149.95
- ▶ **SUPPLIER** Bachmann stockists
- ▶ **WORDS** Ben Jones
- ▶ **PHOTOGRAPHS** Tony Wright

It's still not a perfect solution, especially since the RealTrack Class 143/144 has shown the way DMU chassis should be done in the 21st century, but it's better than it was. As a result of the new chassis, Bachmann has also been able to replace the smoked glazing of the



saloon windows with more authentic clear glazing, again improving the appearance of the unit.

A further advance is the inclusion of LED interior lighting in both cars, as seen on Bachmann's first generation DMUs. Conductive couplings between

the cars have been retained, meaning that just one 21-pin decoder is required for DCC conversion.

As before, the underbody detail is hugely impressive, featuring dozens of separate engine and transmission components, fuel tanks, exhaust systems, battery boxes and air tanks.

Extra detail parts are also supplied, in the form of dummy BSI auto-couplers, large snowplough/obstacle deflectors for each end and an additional equipment box which fits under the cab of the DMSL.

This is one of the simpler interpretations of FGW livery, but it has been executed to an extremely high standard. The bodyside lettering and 'Flying F' logos are pin-sharp, as are the various pictograms around the doors denoting where the bicycle and wheelchair spaces are located.

Destination blinds read 'Gloucester' and 'Frome', although this gives only a small clue as to the vast area covered by FGW's Exeter and Bristol-based Class 150s. Seen on local and regional services encompassing Worcester, Cardiff, Weymouth, Penzance and many points in between, an FGW '150/1' will appeal to many modellers of the current scene.



# BR DEPARTMENTAL LOCOMOTIVES

**F**or someone like your reviewer with a long-standing interest in the oddball machines that hid in obscure corners of the railway, a book on this fascinating subject is long overdue.

Split into four chapters, the book isn't quite what you might expect from the title, although it does contain plenty of useful information. Chapter 1 is a list of every known locomotive used for internal departmental (i.e. non revenue-earning) purposes by BR between 1948 and 1968, whether on a permanent basis or on loan from the capital fleet. Covering steam, diesel, petrol, battery electric and narrow gauge traction, each entry includes a very brief potted history making it a useful reference guide.

Numerous photographs have been sourced, including some rare images of esoteric machines, but I'd like to have

seen more (and larger) images, more detailed histories - where possible - and a more even spread across the regions at the expense of Chapter 2, which at 40+ pages occupies the biggest section of the book.



This second part covers depots and stabling points, with Ordnance Survey site plans, allocation histories and a potted history for each location. Some of the trackplans will be useful for modellers wishing to re-create a particular site or depot.

Chapters 3 and 4 look in depth at what is clearly a favourite subject of the authors - the Eastern Region B1 4-6-0s seconded to carriage heating duties in 1963-68. Potted histories reveal a great deal about the shadowy final years of these locomotives and there are useful photographs for modellers. Chapter 4 brings more OS site plans of the locations at which they were used.

An appendix lists the surviving locomotives of all types and there's also an index of all the locations mentioned and their current status.

While there's no doubt that a great deal of research and time

has gone into the book, it left this reader hankering for more information on the locomotives themselves, particularly some of the more numerous departmental types such as the Western Region's Ruston PWM diesels and the various industrial types from suppliers such as Ruston, Sentinel and Fowler. An interesting reference guide in parts, but also a missed opportunity to shed more light on this neglected topic.

## FACT FILE

- ▶ **TITLE** British Rail Departmental Locomotives, Paul & Shirley Smith, Ian Allan, ISBN 978 0 7110 3800 4
- ▶ **PRICE** £20.00
- ▶ **AVAILABILITY** All good railway bookshops and [www.ianallanpublishing.com](http://www.ianallanpublishing.com)
- ▶ **WORDS** Ben Jones



# HORNBY MK1 WITH LIGHTS

## FACT FILE

- ▶ **MANUFACTURER** Hornby
- ▶ **MODEL** R6409/A BR(S) green Mk 1 Brake Second Corridor S34239/240
- ▶ **PRICE** RRP £36.50 each
- ▶ **SUPPLIER** Hornby stockists
- ▶ **WORDS** Ben Jones
- ▶ **PHOTOGRAPHS** Tony Wright



**R**eplacements for the veteran ex-Tri-ang models, Hornby's all-new BR Mk 1 coaches were released last year under the 'Railroad' brand. With an RRP of less than £20, they have become a useful alternative to Bachmann's Mk 1 for those on tight budgets. However, Hornby has now added a 'mid-range' option by introducing an upgraded version of

the new Mk 1 with metal wheels, better decoration and, for the first time, interior lighting.

Whilst we've had Pullman Cars with working table lamps for some years, it's a long time since any more mundane OO gauge passenger coaches have been offered with factory-fitted lighting. It's a welcome, and long overdue, development and

hopefully others will follow Hornby's lead in due course.

First to arrive is a pair of BSKs in post-1956 Southern Region green, complete with BR coaching stock roundels, as applied to vehicles used on expresses such as 'The Royal Wessex'.

Decoration is neat and accurate and although printed detail is

fairly minimal on this livery, all the important elements have been included. This extends to an SR coach set number on the van end of each BSK. Matching Composite Corridor (SK) and Second Corridor (CK) coaches are also being released (R4607/08), allowing authentic SR Mk 1 sets to be assembled.

An LED lighting bar is installed in

# LATE CREST T9

**H**ornby's Southern theme for this month continues with a welcome return for the gorgeous T9 4-4-0 in late BR condition. No. 30313 is decorated with the late BR crest and an Exmouth Junction (72A) shedplate, as carried from August 1959 until withdrawal from the Exeter depot in July 1961. In this final chapter

of its 60-year career, No. 30313 would have been employed on lightweight passenger trains west of Exeter, reaching destinations such as Padstow, Bude and Plymouth via the Southern's 'Withered Arm'.

Although the locomotive has the later wide cab and splasher arrangement, it is paired with an older six-wheel tender - a legacy of its use on the Central or Eastern

Section by the SR after 1925. Six-wheel tenders were obtained from 700 Class 0-6-0s or K10 4-4-0s to enable the exiled T9s to fit on the shorter turntables of their new homes, and retained after they returned to the Western Section.

Standard features include sprung metal buffers, outstanding cab detail, NEM couplers, an eight-pin DCC decoder socket in the tender,

## FACT FILE


- ▶ **MANUFACTURER** Hornby
- ▶ **MODEL** R3107 BR late crest lined black T9 4-4-0 No. 30313
- ▶ **PRICE** RRP £109.99
- ▶ **SUPPLIER** Hornby stockists
- ▶ **WORDS** Ben Jones
- ▶ **PHOTOGRAPHS** Tony Wright

five pole motor and traction tyres on the leading pair of driving wheels to give extra power.

Detail and decoration is well executed and the model will be a fine addition to any layout set on the SR's West Country lines towards the end of the steam era.







Warm white LEDs give a good effect, although one compartment is occupied by the CDU and unlit.

the roof space, providing 'warm white' illumination for the compartments and van space. Electrical current comes from the track via brass wipers on the backs of all four wheels of one bogie. No pick-ups are fitted on the bogie at the van end. To eliminate the flickering that can spoil the effect of coach lighting, a capacitor discharge unit (CDU) is fitted at the toilet end of the lighting bar. It works well too, our samples exhibited no flicker when tested, even in less than ideal conditions.

However, the positioning of the CDU means that one of the four compartments stays in darkness. On the BSK at least, it would have been better if the lighting bar was arranged with the CDU in the van area, which doesn't need to be illuminated. The bright lighting also exposes the

uniform colour of the interior and the lack of passengers. Both issues can easily be addressed and will result in an even more satisfying visual effect.

Although it features a little more moulded and simplified detail than the Bachmann Mk 1, Hornby has done a good job in capturing the body profile, look and overall shape of the design. In this improved form, they don't look out of place in rakes of mixed origin either.

Prices compare favourably too; the RRP for a Bachmann Mk 1 is now £32.95, against £36.00 for illuminated coaches and £24.99 for those without lights.

For now, interior lighting is limited to these BR(S) green Mk 1s, but if it's a success it will surely spread to other liveries and hopefully other coaches in the Hornby range.

## LITTLE JEMMY POINT MOTOR



The 'Little Jemmy' from Fawn Electronics is a small motor drive unit for operating model railway points and signals.

Measuring only 32mm x 19mm x 22mm it comes with mounting pins to fit directly to the underside of Peco and Hornby pointwork as standard, but is also capable of driving most makes of pointwork up to G scale. Supplied in kit form it is also available ready-built for those less able with a soldering iron.

With a small 9V DC motor and override clutch mechanism it does not need a constant supply voltage, unlike stall type motors. Supply voltage range is 5-13V and control

can be achieved with a double throw, double pole (DPDT) centre-off switch set up to reverse the DC voltage. The manufacturer produces its own power supply PCB which gives a +/- supply from an AC input which further simplifies wiring and allows single-pole, centre-off switches to be used.

Prices start at £12.95 for a Little Jemmy. Three micro switches with screws are £3.45 and the universal base kit costs £3.75.

### FACT FILE

- ▶ **MANUFACTURER** Fawn Electronics
- ▶ **MODEL** Little Jemmy Point Motor/Micro switches
- ▶ **PRICE** £12.95
- ▶ **SUPPLIER** Fawn Electronics, Fawn House, The Ridgeway, Bloxham, Oxon. OX15 4NF  
T: 01295 720379  
E: graham@fawn-electronics.co.uk
- ▶ **WORDS & PHOTOGRAPH** Ian Mellors

## ALSO OUT NOW...



### BACHMANN 38-072 SR 'EXPRESS DAIRY CO. ENGLISH EGGS' 12T VENT VAN NO. 48323,

1:76 scale 00, RRP £13.95

A rare example of a pre-BR van in advertising livery, decorated to promote fresh eggs from Devonshire farms. Although this livery was produced many years ago by Airfix, this new van is in a different league with superb cream lettering shaded in light blue and white-walled tyres. An unusual and very attractive vehicle for SR Western Division layouts and beyond.

### BACHMANN SCENECRAFT/ KERNOW 44-182Z LSWR GROUND FRAME HUT

1:76 scale, £14.99

The diminutive building made exclusively for Kernow Model Rail Centre will delight many modellers of BR(S) in the south-west. Half of the limited edition run of 500 pieces has already been sold. It is a typical ground frame hut with pitched felted roof and boarded sides, although based on the example at Boscarne Junction they were common throughout the LSWR system and could easily be accommodated in many situations. Available now for £14.99, plus postage from [www.kernowmodelrailcentre.com](http://www.kernowmodelrailcentre.com)



### DAPOL/KERNOW B-850ZA/ZB WEATHERED ECC/NACCO 'SILVER BULLET' CHINA CLAY SLURRY TANKS

1:76 scale 00, £37.99ea (plus P&P)

The weathered finish on these 1990s period 'Silver Bullet' wagons is surely one of the best manufacturer-weathered finishes to date, with its variety of airbrushed tones and hand-painted spillages from the filler cap. The branding and lettering still show through - a difficult effect to achieve unless you're experienced in weathering. These wagons are exclusive to Kernow Model Rail Centre and are numbered 33 87 789 8 048 (B-850ZA) and 33 87 789 8 062 (B-850ZB, pictured). Available now, although as we went to press more than 75% of the limited edition run of 500 had been sold.







# DATES FOR YOUR DIARY

## CONTACT US

Diary Dates entries are published free of charge to bona fide model railway clubs and societies.

PLEASE SEND FULL DETAILS OF FORTHCOMING EVENTS TO

Diary Dates, **BRM**,  
The Maltings,  
West Street, Bourne,  
Lincolnshire. PE10 9PH  
Or, fax them on  
01778 425437

EMAIL [diarydates@warnersgroup.co.uk](mailto:diarydates@warnersgroup.co.uk)

WEBSITE Enter them on our website at [www.model-railways-live.co.uk](http://www.model-railways-live.co.uk)

MODEL RAILWAYS LIVE

Closing date for the February issue is 1st December 2014

Suitable for disabled visitors.

## EXHIBITIONS

### SATURDAY DECEMBER 13

**AAR Models Model Railway Exhibition - In Aid of Charity Hampshire & IOW Air Ambulance** Minstead Village Hall, Minstead, Nr. Lyndhurst, Hampshire SO43 7FX  
**Saturday:** 10.00 - 16.00 **Prices:** £4.00 adult, £3.00 child, £3.00 OAP, £11.00 family (2 + 2)

### SATURDAY DECEMBER 13

**First Bangor Model Railway Club Exhibition** First Bangor Presbyterian Church Halls, Main Street, Bangor, County Down BT20 4AG  
**IRELAND Saturday:** 10.00 - 17.00 **Prices:** £3.00 adult, £1.00 child, £2.00 concessions, £6.00 family (2 + 2) **Tel:** 02891 467 891  
**Email:** [firstbangormrc@btinternet.com](mailto:firstbangormrc@btinternet.com)  
**Web:** [www.firstbangormrc.co.uk](http://www.firstbangormrc.co.uk)

### SATURDAY DECEMBER 27 TO

**SUNDAY DECEMBER 28**  
**Gainsborough Model Railway Society** Florence Terrace (Near Tesco car park), Gainsborough, Lincolnshire DN21 1BE  
**Saturday:** 13.30 - 18.00 **Sunday:** 13.30 - 18.00 **Prices:** £4.00 adult, £3.00 child, £3.00 OAP, £10.00 family (2 + 2) **Contact:** M A Clapham **Tel:** 01427 615 871  
**Email:** [gmrcontact@gmail.com](mailto:gmrcontact@gmail.com)  
**Web:** [www.gainsboroughmodelrailway.co.uk](http://www.gainsboroughmodelrailway.co.uk)

### SUNDAY DECEMBER 28

**Borders Model Railway Club - Llandrinio Model Railway Show** The Village Hall, Llandrinio Shrewsbury SY22 6SB  
**Sunday:** 10.30 - 16.30 **Prices:** £3.50 adult, £3.00 concessions **Web:** [www.bordersmodelrailwayclub.com](http://www.bordersmodelrailwayclub.com)

### WEDNESDAY DECEMBER 31

**West Camel MRS**, Yeovil Model Railway Exhibition, Davis Hall, West Camel, Yeovil, Somerset BA22 7QX **Wednesday:** 10.00 - 15.30 **Prices:** £3.00 adult, £1.00 child  
**Tel:** 01963 440 167 **Email:** [wjh069@gmail.com](mailto:wjh069@gmail.com)  
**Web:** [www.davishall.co.uk](http://www.davishall.co.uk)

### SATURDAY JANUARY 3 TO

**SUNDAY JANUARY 4**  
**Kidlington ScoutRail 2015** Exeter Hall, Kidlington, Oxfordshire **Email:** [scoutrailkidlington@gmail.com](mailto:scoutrailkidlington@gmail.com)  
**Web:** [www.scoutrail.org.uk](http://www.scoutrail.org.uk)

### SATURDAY JANUARY 3

**Marlow, Maidenhead and District MRC** Maidenhead 2015 Model Railway Exhibition Cox Green Community Centre, 51 Highfield Lane, Cox Green, Maidenhead, Berkshire SL6 3AX  
**Saturday:** 10.00 - 17.00 **Prices:** £4.50 adult, £2.50 child, £10.00 family (2 + 2)  
**Tel:** 07919 533 550 **Web:** [www.mmdmr.org.uk](http://www.mmdmr.org.uk)

### SATURDAY JANUARY 3

**Wimborne Railway Society Open Day** Wimborne United Church Hall, Chapel Lane, Wimborne, Dorset BH21 1PP **Saturday:** 10.00 - 16.00 **Prices:** £2.50 adult, £0.50 child  
**Tel:** 01202 874 735 **Web:** [www.wimrail.org.uk](http://www.wimrail.org.uk)

### SATURDAY JANUARY 10 TO

**SUNDAY JANUARY 11**  
**Bognor Regis MRC Exhibition** Felpham Community College, Felpham, Bognor Regis, West Sussex PO22 8EL **Saturday:** 10.00 - 17.00 **Sunday:** 10.00 - 16.30 **Prices:** £4.50 adult, £2.00 child, FREE under 6 £12.00 family (2 + 2) **Contact:** John Wakeman  
**Tel:** 01243 555 065 **Web:** [www.brmrc.co.uk](http://www.brmrc.co.uk)

### SATURDAY JANUARY 10 TO

**SUNDAY JANUARY 11**  
**Basingstoke and North Hants MRS** Bassett Lowke Train Show, Tewin Memorial Hall Lower Green, Welwyn, Hertfordshire AL60JX  
**Saturday:** 10.00 - 17.00 **Sunday:** 10.00 - 17.00 **Prices:** £3.50 adult, £1.00 child  
**Tel:** 01438 717 323  
**Web:** [www.bnhmrs.hampshire.org.uk](http://www.bnhmrs.hampshire.org.uk)

### SATURDAY JANUARY 10 TO

**SUNDAY JANUARY 11**  
**Chiltern Model Railway Association (CMRA)** 2015 St Albans Model Railway Exhibition Arena, Civic Centre, St Albans  
**Saturday:** 10.00 - 18.00 **Sunday:** 10.00 - 17.00 **Tel:** 01727 844 488

### SATURDAY JANUARY 10 TO

**SUNDAY JANUARY 11**  
**Orpington and District MRS** The Pratts Bottom Model Railway Show, Pratts Bottom Village Hall, Norsted Lane, Rushmore Hill, Orpington, Kent BR6 7PQ **Saturday:** 10.00 - 17.00 **Sunday:** 10.00 - 17.00 **Prices:** £3.50 adult, £1.50 child  
**Tel:** 07733 461 477 **Email:** [odmrsinfo@btinternet.com](mailto:odmrsinfo@btinternet.com)  
**Web:** [www.orpingtonmodelrail.org.uk](http://www.orpingtonmodelrail.org.uk)

### SATURDAY JANUARY 17

**Bedford & District Model Railway Exhibition** Beaminster Public Hall, Fleet Street, Beaminster, Dorset DT8 3EF **Saturday:** 10.00 - 16.00 **Prices:** £3.00 adult, £1.00 child  
**Contact:** Bob Ahrens **Tel:** 01308 861 754  
**Email:** [robert@rahrens.wanadoo.co.uk](mailto:robert@rahrens.wanadoo.co.uk)

### SATURDAY JANUARY 17 TO

**SUNDAY JANUARY 18**  
**Kilmarnock & District Model Railway Club** 33rd Annual Model Railway Exhibition Volunteer Rooms, 19 High Street, Irvine KA12 0BA **Saturday:** 10.00 - 17.00 **Sunday:** 12.00 - 16.00 **Prices:** £3.00 adult, £1.00 child  
**Contact:** Bob Ahrens **Tel:** 01308 861 754  
**Email:** [robert@rahrens.wanadoo.co.uk](mailto:robert@rahrens.wanadoo.co.uk)

### SATURDAY JANUARY 17 TO

**SUNDAY JANUARY 18**  
**Pennine Model Railway Society Exhibition** St. Philips Parish Hall, Birchcliffe Huddersfield HD3 3NP **Saturday:** 10.00 - 17.00 **Sunday:** 10.00 - 16.00 **Prices:** £4.50 adult, FREE under 15 **Contact:** David Haigh **Tel:** 01308 861 754  
**Email:** [davidhaigh@sky.com](mailto:davidhaigh@sky.com)

### SUNDAY JANUARY 18

**The SNCF Society Model Rail Show & Winter Rendez-vous** Lenham Community Centre, Lenham, Kent ME17 2QT **Sunday:** 10.00 - 17.00 **Prices:** £4.00 adult, £1.50 child  
**Contact:** Roger Allen **Email:** [roger.allen1@btinternet.com](mailto:roger.allen1@btinternet.com) **Web:** [www.sncfsociety.org.uk](http://www.sncfsociety.org.uk)

### SATURDAY JANUARY 24 TO

**SUNDAY JANUARY 25**  
**Erith Model Railway Society Model Railway Exhibition** The Business Academy Bexley, Yarmton Way, Erith, Kent DA18 4DW **Saturday:** 10.00 - 17.00 **Sunday:** 10.00 - 16.00 **Prices:** £7.00 adult, £3.00 child, £6.00 concessions, £18.00 family (2 + 2)  
**Web:** [www.erithmrs.ukmodelshops.co.uk](http://www.erithmrs.ukmodelshops.co.uk)

### SATURDAY JANUARY 24 TO

**SUNDAY JANUARY 25**  
**Normanton & Pontefract Railway Modellers Society** Pontefract Model Railway Exhibition, NEW College, Park Lane, Pontefract, West Yorkshire WF8 4QR **Saturday:** 10.00 - 17.00 **Sunday:** 10.00 - 16.30 **Prices:** £5.00 adult  
**Web:** [www.nprms.org.uk](http://www.nprms.org.uk)



## The World's Premier Train Auction House

**Vectis**  
AUCTIONS LTD  
COLLECTABLE TOY SPECIALISTS

Next stop at Thornaby is  
**Friday May 16th 2014**  
**Model Train sale**

### Approaching Vectis

Model Trains - Friday 13th June - (Thornaby)  
Model Trains - Friday 18th July - (Thornaby)  
Model Trains - Friday 22nd August - (Thornaby)  
Trains & Toys - Saturday 20th September - (Rugby)  
Model Trains - Friday 10th October - (Thornaby)

### Wanted for auction

Victorian to present day model trains & railwayana  
All conditions - All gauges - Any size of collection



invaluable

Bid live at [www.vectis.co.uk](http://www.vectis.co.uk) (except Rugby sales) & [invaluable.com](http://invaluable.com)

VECTIS AUCTIONS, FLECK WAY, THORNABY, STOCKTON-ON-TEES, TS17 9JZ

**Telephone 01642 750616**

Fax 01642 769478 - e-mail [admin@vectis.co.uk](mailto:admin@vectis.co.uk)

Dates are correct at time of print but are subject to change - please check [www.vectis.co.uk](http://www.vectis.co.uk) for updates

## Year End Toy Fairs



Sun 28 and Mon 29 December 2014

Sat 14 and Sun 15 February 2015

This weekend features a Railway children's event with 4 locomotives from the films involved  
J72 Joem in Steam pulling coaches.

10.00am to 4.00pm

at **Locomotion**,

The National Railway Museum, Shildon DL4 1PQ  
Nearest Railway Station - Shildon 100 yds. On Arrival Bus Routes

Cafe • Disabled Access

**Free Entry and Free Parking**

Selection of model railway layouts on display

**Diecast Model Railways Collectables**

**For event and trading information**

Contact Stuart 01535 642367  
or Laurence 07966 333605

Products  
at Prices  
Not to be  
Missed!

Promoted by Tri-angman and Pennine Models on behalf of Locomotion



## BRISTOL 7mm EXHIBITION

Premier South West Gauge O Guild Event

In association with

**MODEL RAIL**  
magazine

**SQUIRES**  
Model & Craft Tools

Supporting  
children's hospice  
**SOUTH WEST**  
Registered Charity No. 1003314



**Sunday 25<sup>th</sup> January 2015 10.00am - 4.00pm**

*A Modelling Show- Organised by Modellers- for Modellers*

**VENUE AT U.W.E.EXHIBITION CENTRE BRISTOL : see map overleaf**

**FREE R.T.R. LOCO**

*Choice of Two*

(to one lucky paying visitor)

\* WARM INDOOR QUEUING

Doors open 9am  
FOR TOILETS, SEATING  
& REFRESHMENTS,

\* GAUGE O GUILD VILLAGE

\* 60+ TRADE STANDS

\* LAYOUTS

\* TEST TRACKS

\* BRING & BUY

\* EXECUTOR & TRUSTEE STAND

\* TOP DEMONSTRATORS

\* SOCIETIES

\* SEATED SOCIAL AREA

\* WHEELCHAIR ACCESS

\* CHILDREN'S HOSPICE SOUTH WEST

Win

TOWER MODELS Gift Vouchers

**Special Limited Edition**

**R.T.R. Dapol Wagon**

ADVANCE TICKETS HOLDERS ONLY

Save travelling costs- buy  
"Carbon Footprint 4 in a Car"

**Advance Tickets**

via web site only

or Telford & Dec Reading Shows

Tickets £7.00 each by 5 Jan 2015

**Visit: [www.bogg7mmexhibition.com](http://www.bogg7mmexhibition.com) for all details of the Exhibition**





Poynton Smeer, a guest at the Bristol O Gauge Group show on 25th January, demonstrates what can be achieved in a small space.

## SUNDAY JANUARY 25

### Bristol O Gauge Group Exhibition

UWE Bristol Exhibition Centre, Filton Road, Bristol, Avon BS34 8QZ **Sunday:** 10.00 - 16.00 **Prices:** £9.00 adult **Web:** www.bogg7mmexhibition.com

## SUNDAY JANUARY 25

### G Scale Society Kent Group

Kent Group G Scale Society - Winter Meet Teynham Village Hall, Belle Friday Close, Teynham, Sittingbourne, Kent ME9 9TU

**Sunday:** 11.00 - 16.00 **Prices:** £2.50 adult, £1.00 child **Contact:** Roger Allen **Email:** roger.allen1@btinternet.com **Web:** www.gscalesociety.co.uk

## SATURDAY NOVEMBER 28 2015

### TO SUNDAY NOVEMBER 29 2015

### Warley National Model Railway Exhibition

NEC Birmingham **Saturday:** 9.45am - 6pm **Sunday:** 9.45am - 5pm Advance ticket holders: 9.15am Sat & Sun **Ticket hotline:** 0844 5810737 **Web:** www.thewarleyshow.co.uk

## TRAIN & TOY FAIRS

## SUNDAY DECEMBER 14

**SRP Fairs - Colchester** Marks Tey Parish Hall, Old London Road, Marks Tey, Colchester CO6 1EN **Sunday:** 10.00 - 14.00 **Prices:** £2.00 adult **Contact:** Gerald Widdowson **Tel:** 07739 998 012 / 01322 662 729 **Email:** srptoys1@hotmail.co.uk **Web:** www.srptoyfairs1.co.uk

## WEDNESDAY DECEMBER 17

**Hoddesdon Toy & Train Fair** Sheredes School, Cock Lane, Hoddesdon, Hertfordshire EN11 9JY **Wednesday:** 07.00 - 21.00 **Contact:** Joe Lock **Tel:** 01992 467 967 / 07866 641 215

## SATURDAY DECEMBER 20

### SRP Toy Fairs - Hawkinge

Hawkinge Community Centre, Heron Forstal Avenue, Hawkinge, Kent CT18 7FP **Saturday:** 10.00 - 14.00 **Prices:** £2.00 adult **Contact:** Gerald Widdowson **Tel:** 07739 998 012 / 01322 662 729 **Email:** srptoys1@hotmail.co.uk **Web:** www.srptoyfairs1.co.uk

## SUNDAY DECEMBER 21

### Barry Stockton Train & Toy Fair - Southport

Splash World, Dunes Leisure Centre, Esplanade, Southport, Cheshire PR8 1RX **Sunday:** 10.30 - 15.00 **Prices:** £2.00 adult, £0.50 child **Contact:** Barry Stockton **Tel:** 01513 343 362 **Web:** www.barrystocktonfairs.co.uk

## SATURDAY DECEMBER 21

### SRP Fairs - Orpington

Crofton Halls, Station Road, Orpington, Kent BR6 8PR **Saturday:** 10.00 - 14.00 **Prices:** £2.00 adult **Contact:** Gerald Widdowson **Tel:** 07739 998 012 / 01322 662 729 **Email:** srptoys1@hotmail.co.uk **Web:** www.srptoyfairs1.co.uk

## SATURDAY DECEMBER 27

### Llandudno Transport Festival - Christmas

Exhibition / Toy Fair Cymru Seafroft, Llandudno LL30 1BB **Saturday:** 10.30 - 15.30 **Prices:** £2.00 adult **Tel:** 01492 545 053 **Web:** www.llantransfest.co.uk

## SATURDAY DECEMBER 27

**Nottingham Bluecoat Toy & Train Fair** Bluecoat Academy, Aspley Lane, Nottingham, Nottinghamshire NG8 5GY **Saturday:** 10.00 - 14.00 **Prices:** £2.00 adult **Contact:** Malcolm Townsend **Tel:** 07951 072 790 **Email:** malctow@hotmail.co.uk **Web:** www.ashfieldtoyfairs.kk5.org.uk

## SATURDAY DECEMBER 27

### SRP Fairs - Worthing

Charmandean Centre, Forest Road, Worthing BN14 9HS **Sunday:** 10.00 - 14.00 **Prices:** £2.00 adult **Contact:** Gerald Widdowson **Tel:** 07739 998 012 / 01322 662 729 **Email:** srptoys1@hotmail.co.uk **Web:** www.srptoyfairs1.co.uk

## SUNDAY DECEMBER 28

### Barry Stockton Train & Toy Fair - Haydock

Park Racecourse Haydock Park Racecourse Exhibition Centre, Haydock Park, Merseyside WA12 0HQ **Sunday:** 10.30 - 15.00 **Contact:** Barry Stockton **Tel:** 01513 343 362 **Web:** www.barrystocktonfairs.co.uk

## MONDAY DECEMBER 29

### SRP Fairs - Rayleigh

Rayleigh Swayne Park School, Sir Walter Rayleigh Drive, Rayleigh, Essex SS6 9BZ **Monday:** 10.00 - 14.00 **Prices:** £2.00 adult **Contact:** Gerald Widdowson **Tel:** 07739 998 012 / 01322 662 729 **Email:** srptoys1@hotmail.co.uk **Web:** www.srptoyfairs1.co.uk

## TUESDAY DECEMBER 30

### Tony Oakes Fairs - Evesham

Evesham Leisure Centre Abbey Road, Evesham, Worcestershire WR11 4SU **Tuesday:** 10.30 - 14.00 **Contact:** Tony Oakes **Tel:** 01270 652 773

## THURSDAY JANUARY 1

### Tony Oakes Fairs - Bridgnorth

Leisure Centre, High Town, Bridgnorth WV16 4ER **Thursday:** 10.30 - 15.00 **Prices:** £2.00 adult **Contact:** Tony Oakes **Tel:** 01270 652 773

## FRIDAY JANUARY 2

### Alfreton Toy and Train Fair

Leisure Centre, Church Street, Alfreton, Derbyshire DE55 7BD **Friday:** 07.00 - 21.00 **Prices:** £2.00 adult **Contact:** Malcolm Townsend **Tel:** 07951 072 790 / 01623 722 115 **Email:** malctow@hotmail.co.uk **Web:** www.tttf.co.uk

## FRIDAY JANUARY 2 TO

### SUNDAY JANUARY 5

### Alfreton Toy & Train Fair

The Leisure Centre, Church Street, Alfreton, Derbyshire DE55 7BD **Friday:** 07.00 - 21.00 **Prices:** £2.00 adult **Contact:** Malcolm Townsend **Tel:** 07951 072 790 **Email:** malctow@hotmail.co.uk **Web:** www.ashfieldtoyfairs.kk5.org.uk

## OPEN DAYS

## SATURDAY DECEMBER 13

**Blyth & Tyne Model Railway Society Open Day** Redpath House, 40 Saville Street, North Shields, Tyne and Wear NE30 1NT **Saturday:** 10.00 - 16.00 **Contact:** Trevor **Tel:** 01912 709 261 **Web:** www.btmrs.co.uk & www.railexne.com

## SATURDAY JANUARY 17

### Ipswich Railway Modeller's Association

**Open day** 40a Norfolk Road, Ipswich, IP4 2HB **Saturday:** 10.00 - 13.00 **Tel:** 01473 251 017 **Web:** www.irma.org.uk

## SATURDAY DECEMBER 20

**Hillingdon Railway Modellers Test Track Open Day** Yiewsley Baptist Church, Cornerstone Centre, 74 Colham Avenue, Yiewsley, Middlesex UB7 8HF **Saturday:** 10.00 - 16.00 **Contact:** Peter **Tel:** 02083 684 090

## SUNDAY DECEMBER 28

### Hurley O Gauge Group Public Running

**Session** St Dunstan's Catholic Church Hall, Wakeman Road, Bourne End, Buckinghamshire SL8 5SX **Sunday:** 11.15 - 17.00 **Contact:** Peter Harris



# Aston's

## Toy & Model Railway Auctions

Tuesday 13th January  
General & Collectables Auction

Thursday 22nd January  
Toy & Model Railway Auction

Friday 23rd January  
Wendy Thompson Auction

Monday 2nd February  
Furniture Auction

Tuesday 10th February  
General & Collectables Auction

Thursday 19th February  
Toy & Model Railway Auction  
including Toy Soldiers

Monday 2nd March  
Antique & Modern Furniture Auction

Tuesday 10th March  
General & Collectables Auction

Thursday 19th March  
Toy & Model Railway Auction  
including Dolls & Teddy Bears

Friday 19th March  
Antiques & Collectables Auction

Monday 30th March  
Furniture Auction

ASTON'S IS A FAMILY BUSINESS.  
WE OFFER A PERSONAL SERVICE  
AND CAN OFFER COMPETITIVE  
RATES FOR SELLING  
LARGE COLLECTIONS

TRADERS - ASK US ABOUT OUR  
GENEROUS INTRODUCTORY  
COMMISSION

FREE VALUATIONS  
EVERY WEDNESDAY  
OR JUST DROP IN FOR  
A CHAT AND A CUPPA!

Call us now  
01384 931001

Aston's Auctioneers & Valuers Limited.  
Baylies Hall, Tower St, Dudley, DY1 1NB  
Company ref 2405760 VAT ref 849365581

[www.astonsauctioneers.co.uk](http://www.astonsauctioneers.co.uk)

## THE SOUTH'S MAJOR SHOWCASE OF MODEL ENGINEERING & MODELLING

FRIDAY 16th - SUNDAY 18th  
JANUARY 2015

10am-5pm Fri & Sat  
10am-4.30pm Sun

Great Hall, Alexandra Palace, London, N22 7AY



LONDON MODEL  
ENGINEERING EXHIBITION

Sponsored by

ENGINEERING  
in Miniature

Car Parking for 1,500 Vehicles & **FREE** Showguide

A GREAT DAY OUT FOR ALL AGES

### LOTS TO SEE AND DO

- Model trains, boats & tanks
- Passenger carrying locomotives
- Radio control planes & trucks in fabulous Model Active Zone
- Meccano, Horology & more...

OVER 55 LEADING SPECIALIST  
SUPPLIERS PRESENT.  
EVERYTHING HOBBYISTS  
NEED UNDER ONE ROOF!

### MEET THE CLUBS AND SOCIETIES

- Over 50 national & regional clubs and societies attending
- See 1,500 fantastic models on display
- Exciting demonstrations

### BOOK YOUR TICKETS NOW

ALL ADVANCE TICKET SALES  
CLOSE ON 8th JANUARY.

TICKET	ONLINE TICKETS*	FULL PRICE TICKETS**
Adult	£9.50	£11.00
Senior Citizen	£8.50	£10.00
Child (5-14 yrs)	£3.00	£4.00

\* Tickets are available via our website at discounted prices until 8th January.

\*\* Full price tickets are available on the day from the ticket office.

If you call to book a ticket over the phone there will be a £1.00 administration fee on top of the online ticket price to a maximum value of £3.00 per order.

For groups of 10 or more, 10% discount applies. Quote GRP10 online.

[www.londonmodelengineering.co.uk](http://www.londonmodelengineering.co.uk)

#LMEE



Organised by Meridienne Exhibitions Ltd

All information subject to change, correct at time of printing.

# 2015 St Albans Model Railway Exhibition



[www.cmra.org.uk](http://www.cmra.org.uk)

Excellent trade support, plus  
demonstrations & display stands.  
Free vintage bus service to &  
from the City & Abbey stations  
Exhibition uses three floors  
with only one accessible  
without steps. Free  
admission for people with  
critically impaired mobility  
Further details 01438 715580

More than **20** high  
quality layouts in  
many scales, gauges  
& prototypes



CIVIC CENTRE,  
ST. ALBANS, AL1 3LD

January  
10th & 11th

Saturday  
10.00 - 18.00

Sunday  
10.00 - 17.00

Admission £8 per adult including free admission for two  
children (5 - 16) with each adult. Free colour guide  
Additional or unaccompanied children £4

Tickets available at the door or from the Box Office ~ 01727 844488





## MEETINGS & TALKS

### MONDAY DECEMBER 15

**Plymouth Railway Circle - Bernard Mills presents his "Annual Review"** St Edwards Church Hall, Home Park Avenue, Peverell, Plymouth, Devon PL3 4PG **Monday: 19.30**  
**Contact:** Barrie Lanyon  
**Email:** barrielanyon@talktalk.com

### THURSDAY DECEMBER 18

**Lutterworth Railway Society - Border Counties Railways**, United Reformed Church George Street, Lutterworth LE17 4EF  
**Thursday: 19.30** **Contact:** Dave Hanger  
**Tel:** 01455 203 307 **Email:** john.rawlinson27@tesco.net

### SUNDAY JANUARY 4

**Rusper Model Railway Club - Operating Barge Trust by John Rayment** First Floor Meeting Room, The Drill Hall Sports Club, Old Park Avenue, Enfield, Middlesex EN2 6PJ  
**Sunday: 10.00** **Email:** Ruspermembership@gmx.com **Web:** www.ruspermrc.co.uk

### TUESDAY JANUARY 6

**Enfield Transport Circle - Thames Sailing Barge Trust by John Rayment** First Floor Meeting Room, The Drill Hall Sports Club, Old Park Avenue, Enfield, Middlesex EN2 6PJ  
**Tuesday: 20.00 - 22.30** **Prices:** £3.00 adult  
**Contact:** Roger Elkin **Tel:** 02083 630 697  
**Email:** rogerelkin@btinternet.com

### THURSDAY JANUARY 8

**Irish Railway Record Society IRRS - The Armagh Railway Disaster of 1889** The Exmouth Arms 1 Starcross Street, London **Thursday: 19.00** **Email:** irrslondon@hotmail.com **Web:** www.irrs.ie

### THURSDAY JANUARY 8

**Lutterworth Railway Society - Metropolitan 150** United Reformed Church George Street, Lutterworth LE17 4EF  
**Thursday: 19.30** **Contact:** Dave Hanger  
**Tel:** 01455 203 307 **Web:** www.lutterworthrailwaysociety.webplus.net

### THURSDAY JANUARY 22

**Lutterworth Railway Society - Gauge 'O' Guild Films** United Reformed Church, George Street, Lutterworth LE17 4EF **Thursday: 19.30**  
**Contact:** Dave Hanger  
**Tel:** 01455 203 307 **Web:** www.lutterworthrailwaysociety.webplus.net

### MONDAY JANUARY 26

**Nantwich & Market Drayton Railway Society - Hixon Railway Disaster 1968** King's Head Inn, Shrewsbury Road, Market Drayton TF9 3EH  
**Monday: 20.00** **Contact:** John Slynne **Email:** johnslynne147@virginmedia.com **Web:** www.the-gingerbread-line.co.uk

### SATURDAY JANUARY 3

**SRP Toy Fairs - Hawkinge** Hawkinge Community Centre, Heron Forstal Avenue, Hawkinge, Kent CT18 7FP **Saturday: 10.00 - 14.00** **Prices:** £2.00 adult **Tel:** 07739 998 012 / 01322 662 729 **Email:** srptoyfairs1@hotmail.co.uk **Web:** www.srptoyfairs1.co.uk

### SUNDAY JANUARY 4

**Acebell Aviation**, Aviation & Military Collectors Fair, Hallmark Hotel, Purley Way, Croydon, Surrey CR9 4LT **Sunday: 10.30** **Prices:** £3.00 adult  
**Tel:** 01737 822 200 **Email:** acebellaviation@aol.com **Web:** www.redhillairshow.co.uk

### SUNDAY JANUARY 4

**SRP fairs - Chelmsford** Chelmsford City Football Club, Salerno Way, Chelmsford SM1 2EH **Sunday: 10.00 - 14.00** **Prices:** £2.00 adult **Tel:** 07739 998 012 / 01322 662 729 **Email:** srptoyfairs1@hotmail.co.uk **Web:** www.srptoyfairs1.co.uk

### SUNDAY JANUARY 4

**Croydon Airport Aviation & Military Collector's Fair 2015**, Former Aerodrome Hotel Next Door to Airport House now Hallmark Hotel, Purley Way, Surrey CR9 4LT **Sunday: 10.30 - 17.00** **Prices:** £3.00 adult  
**Web:** www.redhillairshow.co.uk

### WEDNESDAY JANUARY 7

**South Croydon Toy & Train Fair** St John's Community Hall, Upper Selsdon Road, South Croydon CR2 8DD **Wednesday: 06.30 - 20.30** **Prices:** £1.00 adult **Contact:** Joe Lock  
**Tel:** 07866 641 215

### SUNDAY JANUARY 11

**SRP Toy Fairs - Brighton** The Grandstand & Paddock Hall, Brighton Racecourse, Fresh-Field Road, Brighton, East Sussex BN2 9XZ **Sunday: 10.00 - 14.00** **Prices:** £2.00 adult **Tel:** 07739 998 012 / 01322 662 729 **Email:** srptoyfairs1@hotmail.co.uk **Web:** www.srptoyfairs1.co.uk

Take a look at the toyfair dates, you never know what bargains you might find out there!



### WEDNESDAY JANUARY 14

**Burton Upon Trent Toy & Train Fair** Town Hall, St Georges Square, Burton-on-Trent, Staffordshire DE14 2EB **Wednesday: 18.30 - 20.30** **Prices:** £2.00 family **Contact:** Malcolm  
**Tel:** 07951 072 790 **Email:** malctow@hotmail.co.uk **Web:** www.tttf.co.uk

### SUNDAY JANUARY 18

**Ashfield Toy & Train Fair** Festival Hall, Hodgkinson Road, Kirkby-in-Ashfield, Nottinghamshire NG17 7DJ  
**Sunday: 10.00 - 15.00** **Prices:** £2.00 adult  
**Contact:** Malcolm **Tel:** 07951 072 790 / 01623 722 115 **Email:** malctow@hotmail.co.uk **Web:** www.tttf.co.uk

### SUNDAY JANUARY 18

**Newton Abbot Toy Fair** Newton Abbot Racecourse, The Racecourse, Newton Abbot, Devon TQ12 3AF **Sunday: 10.00 - 15.00** **Prices:** £2.00 adult **Contact:** Ray Heard  
**Tel:** 01823 480 097 **Email:** rayheard66@btinternet.com

### SUNDAY JANUARY 18

**SRP Toy Fairs - Orpington** Crofton Halls, Station Road, Orpington, Kent BR6 8PR  
**Sunday: 10.00 - 14.00** **Prices:** £2.00 adult  
**Tel:** 07739 998 012 / 01322 662 729  
**Email:** srptoyfairs1@hotmail.co.uk  
**Web:** www.srptoyfairs1.co.uk

### SATURDAY JANUARY 24

**SRP Toy Fairs - Henfield** Henfield Hall, Henfield, West Sussex BN5 9DB  
**Saturday: 10.00 - 14.00** **Prices:** £2.00 adult  
**Tel:** 07739 998 012 / 01322 662 729  
**Email:** srptoyfairs1@hotmail.co.uk  
**Web:** www.srptoyfairs1.co.uk

### SATURDAY JANUARY 24

**Tony Oakes Fairs - Worcester** Perdisswell Leisure Centre, Bilford Road, Worcester, Worcestershire WR13 8DX **Saturday: 10.00 - 14.00** **Prices:** £1.50 adult **Contact:** Tony Oakes  
**Tel:** 01270 652 773

### SUNDAY JANUARY 25

**SRP Toy Fairs - Rayleigh** Sweeney Park School, Sir Walter Raleigh Drive, Rayleigh, Essex SS6 9BZ **Sunday: 10.00 - 14.00** **Prices:** £2.00 adult  
**Tel:** 07739 998 012 / 01322 662 729  
**Email:** srptoyfairs1@hotmail.co.uk  
**Web:** www.srptoyfairs1.co.uk

### TUESDAY JANUARY 27

**SRP Toy Fairs - Tonbridge** Angel Centre, Angel Lane, Tonbridge, Kent TN9 1SF

**Tuesday: 18.30 - 20.30** **Prices:** £1.00 adult  
**Tel:** 07739 998 012 / 01322 662 729  
**Email:** srptoyfairs1@hotmail.co.uk  
**Web:** www.srptoyfairs1.co.uk

### SATURDAY JANUARY 31

**Nottingham Toy & Train Fair** Bluecoat Academy, Aspley Lane, Nottingham, Nottinghamshire NG8 5GY **Saturday: 10.00 - 14.00** **Prices:** £2.00 adult **Contact:** Malcolm  
**Tel:** 07951 072 790 / 01623 722 115 **Email:** malctow@hotmail.co.uk **Web:** www.tttf.co.uk

### SATURDAY JANUARY 31

**Tony Oakes Fairs - Stoke-on-Trent** Fenton Community Centre, Manor Street, Fenton, Stoke on Trent ST4 2PT  
**Saturday: 10.30 - 14.00** **Prices:** £1.00 adult  
**Contact:** Tony Oakes **Tel:** 01270 652 773

### SATURDAY JANUARY 31

**Exeter Toy Fair** The Matford Centre, Matford Park Road, Exeter Devon EX2 8ED  
**Saturday: 10.00 - 15.00** **Prices:** £2.00 adult  
**Contact:** Ray Heard **Tel:** 01823 480 097

### SATURDAY FEBRUARY 7 TO

### SUNDAY FEBRUARY 8

**Alton Model Railway Group** Eggars School, Alton, Hampshire GU34 4EQ **Saturday: 10.30 - 17.00** **Sunday: 10.30 - 16.00** **Prices:** £4.50 adult, £3.50 concessions, £2.50 children  
**£12.00 family** **Web:** www.altonmrg.co.uk/febex



**LISKEARD RAILWAY MODELS**  
Station Road, Liskeard, Cornwall PL14 4BX  
TEL: 01579 349950  
www.liskeardrailwaymodels.co.uk  
Email: info@liskeardrailwaymodels.co.uk

Supporting  
**LOSTWITHIEL TOY FAIR**  
Sunday  
28th December







## -THE GCR- MODEL EVENT

MODEL RAILWAY & ENGINEERING EXHIBITION  
In conjunction with The Soar Valley Model Railway Club

Fri 19th to Sun 21st June 2015

# Over 50 Layouts

Across all 4 stations along the GCR  
35,000 sq ft Exhibition hall  
All gauges/scales  
traders  
engineering

Travel on the real thing between stations  
Get up close to life sized exhibits

Refreshments available at all stations

**Tickets: £15**

Includes all day travel &  
entrance to all exhibition venues  
Book online at [www.gcrailway.co.uk](http://www.gcrailway.co.uk)

OPEN  
10AM - 5PM  
Friday & Saturday  
10AM-4PM  
Sunday

Great Central Railway Plc,  
LE11 1RW  
T: +44(0)1509 632323  
[www.gcrailway.co.uk](http://www.gcrailway.co.uk)  
email: [mre@gcrailway.co.uk](mailto:mre@gcrailway.co.uk)

**GREAT CENTRAL RAILWAY**

-[www.gcrailway.co.uk](http://www.gcrailway.co.uk)-

## SQUIRES

## MODEL & CRAFT TOOLS

100 London Rd, Bognor Regis, West Sussex PO21 1DD

Tel 01243 842424, Fax 01243 842525

Email [sales@squirestools.com](mailto:sales@squirestools.com) [www.squirestools.com](http://www.squirestools.com)

**Squires will be exhibiting at the following shows in 2015 –  
Diary updated as bookings are confirmed.**

**Jan 10/11 BOGNOR REGIS** Model Railway Exhibition, Felpham Community College, Felpham Way, Bognor Regis, West Sussex. **PO22 8EL** Sat 10-5, Sun 10-4.30.

**Jan 17 - GUILDFORD** Astolat Model Railway Exhibition, Guildford County School, Farnham Road, Guildford, **GU2 4LU** Sat 10-5.

**Jan 17/18 - CALNE** Model Railway Exhibition Calne Leisure Centre, White Horse Way, Calne, Wilts **SN11 0SP** Sat/Sun 10-5

**Jan 24/25 - KENDAL** Model Railway Exhibition, Lakes Leisure Centre, Burton Rd, Kendal, **LA9 7HX** Sat/Sun 10-5

**Jan 25 - BOLTON IPMS MODEL BONANZA**, St Joseph's RC High School, Chorley New Rd. Horwich. **BL6 6HW** 10-4.30

**Jan 25 - BRISTOL** Bristol 'O' Gauge Group Exhibition University of the West of England (UWE Bristol), Conference & Exhibition Centre, Filton Road, Bristol, **BS34 8QZ** Sun 10-4.

**Feb 7/8 - ALTON FEBEX** Model Railway Exhibition Eggar School, Alton, Hants, **GU34 4EQ** Sat/Sun 10-5.

**Feb 15 - MANCHESTER ALSRM** Northern Show, Woodhouse Park Lifestyle Centre, Portway, Wythenshawe, **M22 1QW** Sun 10-4. 16 Layouts

**Feb 20/21/22 - GLASGOW** Model Rail Scotland, SECC, Glasgow, **G3 8YW**. Fri 10.30 - 6, Sat 9.30 - 6, Sun 9.30 - 5.

**Feb 28 - ABINGDON ABRAIL** 2015 M Railway Exhibition, White Horse Leisure & Tennis Centre, Audlett Drive, Abingdon, Oxon, **OX14 3PJ**. 10-5

**Feb 28/Mar 1 - PRESTON** Preston & District Model Railway Exhibition, Sports Hall, Preston College, St Vincents Road, Fullwood, Preston, Lancashire, **PR2 8UR**. Sat/Sun 10-5.

**Mar 7 - KETTERING** Gauge 'O' Guild Spring Convention Trade Show and Exhibition, Kettering Leisure Centre, Kettering Leisure Village, Thurston Drive, Kettering, **NN15 6PB**. Sat 10-4.

**Mar 14/15 - BASINGSTOKE** Model Railway Exhibition, Aldworth Science College, Western Wy. Basingstoke, Hants, **RG22 6HA** Sat 10-5, Sun 10-4.

**Mar 14/15 - HUNTINGDON** East Anglian Model Railway Exhibition, The Britten Arena, Wood Green Animal Charity Centre, Huntingdon, **PE29 2NH**. Sat 10-5, Sun 10-4.

**Mar 21/22 - NOTTINGHAM** East Midlands Model Railway Exhibition Hadden Park High School, Harvey Road, Billborough, Nottingham, **NG8 3BB**. \*\*Plenty of FREE Parking. \*\* Sat 9.30 - 5.30, Sun 10 - 5.00.

**Mar 22 - STAFFORD** G Scale Society Show, Stafford County Showground, Weston Rd, Stafford, **ST18 0BD**. Sun 10 - 5.

**April 4 - 6 - YORK** Model Railway Show, Knavesmire Stand, Racecourse Rd York. **YO23 1EX**. Sat/Sun 10-5, Mon 10-4.30

**April 11 - NORWICH** Model Railway Exhibition, Hellesdon High School, Norwich **NR6 5SB**. Sat 10-4.30.

**April 11/12 - HORSHAM** Crawley MRS Exhibition, Tanbridge House School, Farthings Hill, Guildford Rd, Horsham, **RH12 1SR**. Sat/Sun 10-5.

**April 11/12 MELKSHAM** 2015 Trainwest Model Railway Exhibition, Christie Miller Sports Centre, Bowerhill Industrial Estate, Melksham, Wiltshire, **SN12 6QU**. Sat/Sun 10-5

**April 25 LEIGH O SCALE NORTHWEST** Leigh Sports Village, Sale Way, Leigh, Lancs. **WN7 4JY**. 10-4.30.

**April 25/26 - SUTTON COLDFIELD** Model Railway Exh, Bishop Walsh School, Wylde Green Rd, Sutton Coldfield, **B76 1QT**. \*\*Plenty of FREE Parking. \*\* Sat 10 - 5, Sun 10 - 4.30.

**May 1/2/3 - THORNBURY** Bristol Model Railway Exhibition, Thornbury Leisure Centre, Alveston Hill, Thornbury, near Bristol, **BS35 3JB**. Fri 1-7, Sat 10 - 6.30, Sun 10 - 5.

**May 9 - PORTSMOUTH** Victory Model Rail Exhibition, Admiral Lord Nelson School, Dundas Lane, Portsmouth, **PO3 5XT**. 10-4.

**May 9 - READING** Assoc of Larger Scale Railway Modellers Trade Show & Exhibition, Rivermead Leisure Centre, Reading. **RG1 8EQ**. 10-4.

**May 16 BOGNOR REGIS** South Downs 7mm NGA Group Model Railway Exh, Felpham Community College, Felpham, Bognor Regis, **PO22 8EL**.

**May 16/17 - MIDDLESBOROUGH** Model Rail Exhibition, Settlement Community Centre, Union St, Middlesbrough, **TS1 5NQ**. Sat/Sun 10-5.

**May 30 - CLECKHEATON GOG** Trade Convention & Exhibition, Whitcliffe Sports Centre, Turnsteads Ave, Cleckheaton, W.Yorks. **BD19 3AQ**. 10-4.

**June 6/7 - SHILDON**, Model Railway Exhibition, Locomotion Museum, Shildon **DL4 1PQ** Sat/Sun 10-5.

**June 27/28 - PERTH** Model Railway Exhibition, Dewars Ice Rink, Perth, **PH2 0TH**. Sat 10-6, Sun 10-5.

**Aug 1/2 - SOUTHWOLD** Waveney Valley Model Railway Exhibition, Saint Felix School, Southwold, **IP18 6SD**. Sat 10-5, Sun 10-4.30

**Sept 5/6 - TELFORD GUILDEX** 2015 O Gauge Exhibition & Trade Show, Telford Ex Centre, St. Quentin Gate, Telford, **TF3 4JH**. Sat 10-5, Sun 10-4.

**Sept 26/27 HALIFAX** Model Railway Exh, North Bridge Leisure Centre, Halifax, **HX1 1XH**. Sat/Sun 10 - 5.

**Oct 3/4 PORTSMOUTH** Fareham & District Model Railway Exhibition, 1000 North Harbour, Portsmouth, **PO6 3EN**. Sat/Sun 10-5.

**Oct 10/11 - SHILDON**, Model Railway Exhibition, Locomotion Museum, Shildon, **DL4 1PQ** Sat/Sun 10-5.

**Nov 7 - LANCING** West Sussex Area Group N Gauge Society Model Railway Exhibition, Parish Hall, South Street, Lancing, **BN15 8AJ**. 10-5.

**Dec 12/13 - NORTH SHIELDS** Raillex NE Model Railway Exhibition - Blyth & Tyne Model Railway Society, Quorum Business Park, Newcastle-upon-Tyne, **NE12 8BS**. Sat 10-5, Sun 10-4.

**New Tools Shop Extension Opening Soon – New Printed Mail Order Catalogue to be published soon – reserve your copy now.**  
Exhibition Invitations always welcomed.



**TMC***The* **MODEL CENTRE****CUSTOMISATION  
SPECIALISTS**

## Re-creating History with Every Model

Don't forget you can bring or send us your standard models to be expertly customised.

We can rename and renumber (including crest and shed code changes), as well as weather your models to a degree of your liking.

We can fit both regular DCC as well as DCC sound (using high quality speakers).

To really bring your models to life we can fit cab crews, lamps, screw link couplings, real coal, parts pack and even cab tarpaulin.



**32-261** Bachmann OO/HO gauge WD 90441 BR black, parts pack, real coal, tool carrier & fire irons, custom extra detailed, deluxe weathering by TMC.  
RRP - £214.90 (You save £19.91) Selling Price - £194.99



**R3019** Hornby OO/HO gauge, BR (late), Grange class 'Paviland Grange' heavily weathered, enhanced by TMC.  
RRP - £158.75 (You save £14.76) Selling Price - £143.99



**D6938** Bachmann OO/HO gauge, class 37, BR green, repositioned lamp brackets, renumbered & weathered by TMC.  
RRP - £173.90 (You save £14.40) Selling Price - £159.50



**D1058** Dapol OO/HO gauge, Western 'Nobleman' BR maroon, small yellow panel, etched plates, numbers makers plates, parts pack & TMC weathered RRP - £195.50 (You save £26.00) Selling Price - £169.50



**D1012** Dapol OO/HO Western 'Fireband' BR blue, full yellow ends, etched nameplate, numbers, makers plates, parts pack & weathered by TMC.  
RRP - £195.50 (You save £26.00) Selling Price - £169.50



**32-782A** Bachmann OO/HO gauge, class 37/0 D6984 BR green, centre head code, weathered by TMC.  
RRP - £123.70 (You save £14.20) Selling Price - £109.50



**R3118** Hornby OO/HO gauge, BR Castle (double chimney) 'Penrice Castle' weathered by TMC.  
RRP - £173.99 (You save £16.00) Selling Price - £157.99



**31-967** Bachmann OO/HO gauge, A4 60010 'Dominion of Canada' BR green, late crest, weathered by TMC.  
RRP - £154.40 (You save £19.41) Selling Price - £134.99

### DCC Chip Fitting Service

TMC now offer a comprehensive chip fitting service for N & OO Gauge. For non DCC ready & DCC ready models

**TMC**

**Hill Farm, Beck Hole, Goathland, Nr Whitby,  
North Yorkshire YO22 5LF Tel: 01947 896040**

**HILL FARM  
HOLIDAY COTTAGES**BECK HOLE GOATHLAND  
WHITBY YO22 5LF

Tel: 01947 896421

www.hillfarmholidaycottages.co.uk







**NEW!**

Era 4/5

**37-235Z - 6 Pack, 16T steel mineral wagons, BR grey, factory weathered, TMC Limited Edition**

All wagons have different running numbers: B100605, B562301, B103891, B130741, B137671 & B84118. Two wagons have split spoke wheels and four have 3 hole disc wheels. Each wagon has welded construction end door and top flap.

**£74.99**

# Christmas Gift Ideas...

Buy pristine or ready weathered models from stock, or pre-order new releases at competitive prices.

We stock the full Woodland Scenics range, as well as Metcalfe, Oxford Diecast, Peco, Ratio, Wills, Gaugemaster, Humbrol and Noch.

Our **TMC Price Match\*** ensures you the best possible quality & value.

For regular updates, more information & **Custom Finish** prices, see our **NEW** website.

\*All orders for 'instock' items placed before 18<sup>th</sup> December will be despatched in time for Christmas. Any orders that require customisation cannot be guaranteed, although we will do our best to ensure delivery before Christmas.



**R1162** Hornby OO/HO gauge  
'The Orient Express' Train Set  
RRP - £199.99 (You save £15.00)  
Selling Price - £184.99



**44-043Z** Scenecraft OO/HO gauge  
'Birch Hall Inn' Public House  
at Beck Hole £39.99



**ST-100** Peco OO/HO scale,  
StarterTrack Set complete box  
RRP - £67.50 (You save £6.75)  
Selling Price £60.75



**36-599** Bachmann OO/HO Scale,  
E-Z Command Dynamis Pro Package  
RRP - £299.95 (You save £60.00)  
Selling Price - £239.95



**371-466Z** G Farish N gauge class 37/0  
37027 Loch Eil, lightly weathered by TMC  
RRP - £124.99 (You save £20.00)  
Selling Price - £104.99



**HL650** Woodland Scenics  
Hob-E-Lube workbench 7 pack  
RRP - £24.25 (You save £3.26)  
Selling Price £20.99



High quality printed panorama  
photograph of the 'Great Gathering'  
by Dick Roberts  
(181cm x 31.5cm) £54.99  
(115cm x 21cm) £29.99



**76TCAB005CC** Oxford Diecast Coca  
Cola 'Polar Bears'  
1/76 scale, OO gauge  
RRP - £21.95 (You save £2.20)  
Selling Price £19.75



**XU2193** Xuron hardwire cutter  
RRP - £18.50 (You save £0.95)  
Selling Price £17.55



**R1167** Hornby OO/HO gauge.  
'The Flying Scotsman' Train Set  
£99.99



**38-528Z** Bachmann OO/HO scale,  
SR green horse box S96369 (single)  
weathered by TMC £33.99



**38-525W** Bachmann OO/HO scale,  
WR maroon horse box W96357  
(single) weathered by TMC £33.99



**30-105** Bachmann OO/HO gauge  
Train Set 'The Midland Marvel'  
RRP - £124.95 (You save £12.45)  
Selling Price £112.50



**AG9157** Humbrol A3 cutting mat  
RRP - £11.99 (You save £1.19)  
Selling Price £10.80



**30-048** Bachmann OO/HO gauge,  
Digital Sound Train Set 'The Highlander'  
RRP - £294.95 (You save £29.45)  
Selling Price £265.50



**XU2175M** Xuron track cutter  
(vertical cut)  
RRP - £16.50 (You save £0.85)  
Selling Price £15.65

come & visit our  
**NEW!**  
SHOWROOM



Now Accepting **PayPal**

UK postage details: 24hr delivery on 'in stock' items, for the flat rate of £4.95 up to 5 kilos. 'IV' postcode areas may take up to 48hrs delivery. For smaller/lighter orders we may, at our discretion use Royal Mail at cost. Overseas at cost. Major credit and debit cards accepted.

Please make cheques payable to: 'The Model Centre'

ALL GOODS IN STOCK OR ON ORDER AT TIME OF GOING TO PRESS, PRICES MAY BE SUBJECT TO CHANGE WITHOUT NOTICE. E.O.E.

\*TMC Price Match Promise. TMC match all major model retailers prices wherever possible subject to availability & our own T&Cs. Pre-Orders subject to price ruling at date of despatch.




Visit our **NEW** showroom Mon - Fri 9am - 5pm & every Saturday 8am - 4pm





# MODEL RAILWAYS DIRECT

[www.modelrailwaysdirect.co.uk](http://www.modelrailwaysdirect.co.uk)



## N GAUGE




Graham Farish 372-186  
Princess Coronation Class  
46226 'Duchess of Norfolk'  
BR Express Passenger Blue E/E  
£127.46 £149.95

NEW  
DEC  
DCC  
READY



Graham Farish 371-169  
Class 37/4 37409 DRS  
£89.21 £104.95  
You Save 15%

NEW  
DEC  
DCC  
READY



Hornby  
Hornby 2015 Catalogue  
£TBA

NEW  
JAN



Bachmann 31-137  
Class D11/2 6385 Luckie  
Mucklebackit LNER Lined Black  
£106.21 £124.95  
You Save 15%

NEW  
DEC  
DCC  
READY

Graham Farish 379-014  
Graham Farish 2014/15  
Catalogue  
£6.75

FREE UK DELIVERY




Graham Farish 372-385  
Class A2 A H Peppercorn 525  
LNER Apple Green  
£127.46 £149.95  
You Save 15%

NEW  
DEC  
DCC  
READY



Graham Farish 371-656  
Class 57 57312  
Network Rail Yellow  
£93.46 £109.95  
You Save 15%

NEW  
FEB  
DCC  
READY



Bachmann 36-2014  
Bachmann 2014  
Catalogue  
£7.50

FREE UK DELIVERY



Hornby R3129  
SR Class M7 Southern  
£118.95 £129.99  
You Save 8%

NEW  
DEC  
DCC  
READY



Graham Farish 372-181  
Princess Coronation Class 46229  
'Duchess of Hamilton' BR Green EE  
£127.46 £149.95  
You Save 15%

NEW  
DEC  
DCC  
READY



Graham Farish 372-388  
Class A2 60532 Blue Peter  
BR Lined Green Late Crest  
£127.46 £149.95  
You Save 15%

NEW  
DEC  
DCC  
READY



Graham Farish 374-785  
BR 4Wheel CCT Van  
BR Lined Maroon  
£16.96 £19.95  
You Save 15%

NEW  
DEC



Hornby R3187  
GNR Class N2  
£82.35 £89.99  
You Save 8%

NEW  
DEC  
DCC  
READY



Graham Farish 372-182  
Princess Coronation Class 46235  
'City of Birmingham' BR Green LC  
£127.46 £149.95  
You Save 15%

NEW  
DEC  
DCC  
READY



Graham Farish 371-165  
Class 37/4 37407 Loch Long  
BR Blue Large Logo  
£89.21 £104.95  
You Save 15%

NEW  
DEC  
DCC  
READY



Graham Farish 377-765  
Covered Hopper Wagon  
BR Bauxite  
£15.26 £17.95  
You Save 15%

NEW  
DEC

Hornby R3105  
GWR Castle Wellington Single  
Chimney and Hawksworth Tender  
£128.10 £139.99  
You Save 8%

NEW  
DEC  
DCC  
READY



Hornby R3281  
NRM Class 08  
£34.16 £36.99  
You Save 8%

NEW  
DEC

Graham Farish 372-183  
Princess Coronation Class 46240  
'City of Coventry' BR Crimson LC  
£127.46 £149.95  
You Save 15%

NEW  
DEC  
DCC  
READY



Graham Farish 371-166  
Class 37/4 37406 The Saltire  
Society Railfreight Dist Sector  
£89.21 £104.95  
You Save 15%

NEW  
DEC  
DCC  
READY



Graham Farish 377-766  
Covered Hopper Wagon  
Soda Ash Light Grey  
£15.26 £17.95  
You Save 15%

NEW  
DEC

Hornby R3108  
SR T9 708 Black  
Sunshine Lettering  
£109.75 £119.99  
You Save 8%

NEW  
DEC  
DCC  
READY



Bachmann 32-927  
Class 150/1 2 Car DMU  
150128 First Great Western  
£127.46 £149.95  
You Save 15%

NEW  
DEC  
DCC  
READY

Graham Farish 372-184  
Princess Coronation Class 46245  
City of London BR Crimson LC  
£127.46 £149.95  
You Save 15%

NEW  
DEC  
DCC  
READY



Graham Farish 371-168  
Class 37/5 37506  
Railfreight Red Stripe  
£89.21 £104.95  
You Save 15%

NEW  
DEC  
DCC  
READY



Graham Farish 377-767  
Covered Hopper Wagon British  
Industrial Sand Bauxite & Black  
£15.26 £17.95  
You Save 15%

NEW  
DEC



GIFT  
VOUCHER



MODEL  
RAILWAYS  
DIRECT

[www.modelrailwaysdirect.co.uk](http://www.modelrailwaysdirect.co.uk)

Unable to decide what to buy? Our Gift Vouchers provide the perfect answer; available in multiples of £5, they can be redeemed on-line or in-store. With over six and a half thousand products to choose from it makes the ideal present! Gift Vouchers for £25 and over are shipped free of charge with a complimentary gift card.





# UK POSTAGE £3.99 FAST, SECURE DELIVERY

Next Day delivery £7.95. Highlands, Islands are subject to a surcharge for large items and parcels over 1.8kg. Some oversize items may have to be shipped by courier. Postage charges are per shipment.



## Model Railways Direct Ltd


Retail Unit 2,  
Phoenix Way  
Portishead,  
Bristol, BS20 7GP

**Tel 01275 774 224**

[sales@modelrailwaysdirect.co.uk](mailto:sales@modelrailwaysdirect.co.uk)

## Opening Hours

10am - 5pm  
Tuesday to Saturday  
Closed Bank Holidays



Bachmann 32-928  
Class 150/1 2 Car DMU  
BR Sprinter Weathered  
£135.96 £159.95  
You Save 15%

**NEW**  
DEC  
DCC  
READY



Bachmann 38-700  
12 Ton Pipe Wagon  
BR Bauxite Early  
£17.81 £20.95  
You Save 15%

**NEW**  
JAN



Bachmann 33-307  
20 Ton Toad Brake Van  
BR Bauxite  
£10.37 £12.20  
You Save 15%

**NEW**  
DEC



Bachmann 30-325  
Ambulance Train No 40  
Train Pack  
£145.00 £159.95  
Train pack does not include track or controllers

**NEW**  
JAN  
DCC  
READY



Bachmann 30-575  
The Railway Children  
Train Pack  
£117.50 £129.95  
Train pack does not include track or controllers

**NEW**  
JAN



Bachmann 32-937  
Class 150/2 2 Car DMU  
150202 Centro  
£127.46 £149.95  
You Save 15%

**NEW**  
JAN  
DCC  
READY



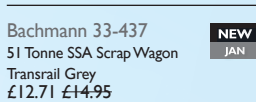
Bachmann 38-701  
12 Ton Pipe Wagon  
BR Bauxite Late  
£17.81 £20.95  
You Save 15%

**NEW**  
DEC



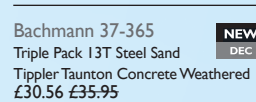
Hornby R1177  
Gloucester City Pullman  
Train Set  
£145.00 £149.99

**DCC**  
READY



Bachmann 33-437  
51 Tonne SSA Scrap Wagon  
Transrail Grey  
£12.71 £14.95  
You Save 15%

**NEW**  
JAN



Bachmann 37-365  
Triple Pack 13T Steel Sand  
Tippler Taunton Concrete Weathered  
£30.56 £35.95  
You Save 15%

**NEW**  
DEC



Bachmann 32-938  
Class 150/2 2 Car DMU  
150204 Northern Rail  
£127.46 £149.95  
You Save 15%

**NEW**  
JAN  
DCC  
READY



Bachmann 38-702  
12 Ton Pipe Wagon  
BR Engineers Olive Green  
£17.81 £20.95  
You Save 15%

**NEW**  
DEC



Bachmann 30-170  
Thames Clyde Express Electric  
Train Set  
£160.00 £174.95

**DCC**  
READY



Wagon Essentials WE046  
Stone load for all styles of Hornby  
PGA Wagons with Central Dividers  
£1.75  
Wagon not included

**NEW**



Wagon Essentials WE072  
Lumped Coal load for all styles  
of Bachmann open top HEA and HSA  
£1.75  
Wagon not included

**NEW**



Bachmann 30-080  
The Western Wanderer  
Electric Train Set  
£90.00 £99.95

**DCC**  
READY



Bachmann 44-0013  
Post War  
System-Built Station  
£50.96 £59.95  
You Save 15%

**NEW**  
DEC



Bachmann 44-0016  
Narrow Gauge Station  
£50.96 £59.95  
You Save 15%

**NEW**  
DEC



Wagon Essentials WE006A  
Imitation load of ballast for all styles  
of Bachmann MFA open wagons  
£1.75  
Wagon not included

**NEW**



Wagon Essentials WE003  
Imitation load of coal for all styles  
of Bachmann open top HEA and HSA  
£1.75  
Wagon not included

**NEW**



Bachmann 30-105  
The Midland Marvel  
Electric Train Set  
£113.00 £124.95  
You Save 10%

**DCC**  
READY



Bachmann 44-0014  
Post War Platform Shelter  
£16.96 £19.95  
You Save 15%

**NEW**  
DEC



Bachmann 44-246  
Low Relief Terraces  
£22.91 £26.95  
You Save 15%

**NEW**  
DEC



Wagon Essentials WE021  
Lumped Coal load for all styles of  
Bachmann MEA open wagons  
£1.85  
Wagon not included

**NEW**



Wagon Essentials WE008A  
Imitation load of ballast for all  
styles of Hornby Clam open wagons  
£1.75  
Wagon not included

**NEW**



Bachmann 30-048  
The Highlander Digital  
Sound Train Set  
£265.00 £294.95  
You Save 10%

**DCC**  
SOUND



Bachmann 44-0015  
Post War Station Canopy  
£21.21 £24.95  
You Save 15%

**NEW**  
DEC



Bachmann 44-255  
Low Relief Derelict Houses  
£21.21 £24.95  
You Save 15%

**NEW**  
DEC



Wagon Essentials WE061A  
Iron Ore load for all styles of Hornby  
27T Iron Ore wagon  
£1.75  
Wagon not included

**NEW**



Wagon Essentials WE018  
New Ballast loads for all styles of  
Bachmann JJA Autoballaster  
£1.85  
Wagon not included

**NEW**

**EXPORTS  
VAT  
FREE**

FOR DELIVERIES OUTSIDE THE EU  
WE WILL AUTOMATICALLY DEDUCT  
VAT (20%) AND CALCULATE POSTAGE  
CHARGES AT CHECKOUT.

Prices valid until 31st January 2015 and are valid for pre-orders made on or before this date, all items are subject to availability. All items are in stock or on order at time of producing advertisement, payment (except PayPal and cheques) will not be taken until items are dispatched. Prices shown include VAT at 20%. Errors excepted. Full terms and conditions shown on our website.




**LIVE  
STOCK  
INFO**



# Taunton Controls Ltd



TRAIN CONTROLLER SPECIALISTS IN DC AND DCC



**SEE THE NEW 611**  
**DECEMBER 2014.**

## 6<sup>th</sup>. READING O Gauge

Rivermead Leisure Centre. Richfield Avenue, Reading. RG1 8E

31<sup>st</sup>. West Camel . Davis Hall, Howell Hill BA22 7QZ

**JANUARY 2015.**

## 10/11. Bognor

Felpham Community Collage PO22 8EL

25<sup>th</sup>. BRISTOL O Gauge U.W.E Exhibition Centre Bristol BS34 8QZ

**FEBRUARY 2015.**

## 7/8 Doncaster

DN2 6BB

## 21st Tonbridge

The Leisure Centre Angel Lane TN9 1SF

Taunton Controls Ltd  
12 The Octagon  
Taunton  
Somerset TA1 1RT

ZTC Helpline is open 10am till 9pm on 01823 327155  
**JOIN THE ZTC OWNERS CLUB**

T: 01823 327155  
E: [info@tauntoncontrolsltd.co.uk](mailto:info@tauntoncontrolsltd.co.uk)  
W: [www.tauntoncontrolsltd.co.uk](http://www.tauntoncontrolsltd.co.uk)  
Directors: P Jones & G Warner



# THE HEREFORD MODEL CENTRE

Email: [sales@herefordmodels.co.uk](mailto:sales@herefordmodels.co.uk)  
[www.herefordmodels.com](http://www.herefordmodels.com)

4 COMMERCIAL ROAD, HEREFORD,  
HEREFORDSHIRE, HR1 2BA

**SALES LINE**  
 **01432 352809**  
**OFFICIAL HORNBY  
COLLECTORS  
CENTRE**

## LIMITED EDITIONS

32-900Y	CL108 in Blue/Grey, black window surrounds, Welsh Dragon embellishment on front C970...	<b>£69.95</b>
33-300F	20t Toad/Brake GWR Gry Merthyr	<b>£11.35</b>
37-557X	TTA Shell Black 5178	<b>£10.85</b>
37-557Y	TTA Shell Black 5169	<b>£10.85</b>
	<i>All Weathered</i>	
37-659Z	Benzole set of Three	<b>£29.95</b>
37-577W	TTA Shell Black 5172	<b>£10.85</b>
37-675U	Mobil set of Three	<b>£29.95</b>
37-711Y	Pack of 3 GWR Cattle wagons	<b>£27.20</b>
	<i>Non Weathered</i>	
37-711Z	Pack of 3 GWR Cattle wagons	<b>£27.20</b>
	<i>Weathered</i>	
37-730Z	GWR Vent Vans Weathered Set of Three	<b>£25.45</b>

## NEW RELEASES

R3245TTS	A1 Tornado	<b>£135.75</b>
R3188	N2 BR Late	<b>£74.95</b>
R3114A	B1 BR Late	<b>£118.95</b>

## HORNBY

R3107	BR T9	<b>£91.95</b>
R3108	BR T9	<b>£104.50</b>
R2634	Patriot Class	<b>£74.95</b>
R2679	A1/A1X Terrier GWR	<b>£40.00</b>
R2744	Schools Blundells BR	<b>£84.95</b>
R2827	Cheltenham Schools	<b>£94.45</b>
R2840	M7 SR	<b>£79.25</b>
R2843	Schools Dulwich SR	<b>£94.45</b>
R2916	CL2800 GWR	<b>£93.45</b>
R2917	2800 Class BR	<b>£103.99</b>
R2917X	CL2800 BR	<b>£106.45</b>
R3015	Prince Arthur BR	<b>£103.50</b>
R3016A	Standard 4MT BR Black	<b>£109.00</b>
R3017	BR Patriot	<b>£108.50</b>
R3088	LNCR Class 01	<b>£97.45</b>
R3100	NRM Flying Scotsman Black	<b>£111.99</b>
R3025	J94 LNCR	<b>£55.45</b>
R3206	BR Blue Tornado	<b>£98.45</b>

## HORNBY TRAIN PACKS/SETS

R2696	CL101 - 2 Car	<b>£65.25</b>
R2806	Dean Single LMS Pack	<b>£124.75</b>
R2815	Southern Suburban Ltd	<b>£159.00</b>
R2952	Imperial Airways	<b>£159.50</b>
R2981	London Olympic	<b>£158.00</b>
R2985	Duchess of Carlisle	<b>£179.90</b>
R2986	Date with the Duchy	<b>£179.90</b>
R3059	Tornado Train Pack	<b>£128.45</b>
R3098	BR Tornado	<b>£93.45</b>
R3186	Titfield Thunderbolt Set	<b>£98.45</b>

## HORNBY DIESEL/ELECTRIC LOCOMOTIVES

R3161B	SR 2 Bil Green	<b>£120.60</b>
R3290A	BR 2 Hal Green	<b>£113.90</b>
R2486	CL50 - Agincourt BR - 50013	<b>£70.75</b>
R2508	CL121	<b>£47.50</b>
R2508A	CL121	<b>£47.95</b>
R2576	CL56 BR - 56063	<b>£44.50</b>
R2644	CL121 Choc/Cream	<b>£47.50</b>
R2646X	CL56 BR Grey	<b>£83.95</b>

R2647	CL56 BR Grey	<b>£72.95</b>
R2650	CL66	<b>£51.95</b>
R2652	CL66	<b>£51.95</b>
R2755	CL86 BR Les Ross	<b>£43.95</b>
R2803XS	CL31 BR	<b>£163.99</b>
R2900XS	CL31 Railfreight	<b>£179.45</b>
R2977XS	CL08 BR	<b>£158.50</b>
R3038	CL67 DB Schenker	<b>£95.99</b>
R3052	CL56 Richard Trevithick	<b>£98.45</b>
R3141	CL60 Tata Steel	<b>£117.45</b>
R3136	Network Rail Class 73	<b>£53.45</b>
R3135	GBRF Class 92	<b>£61.25</b>
R3177	BR 2Bill SR Green	<b>£123.99</b>
R3178	NCB Sentinel	<b>£44.95</b>
R3180	Tarmac Sentinel	<b>£44.95</b>
R3183	Class 67 Arriva	<b>£107.45</b>
R3283	Bagwall Shunter	<b>£25.75</b>

## HORNBY TRACK

R070	Turntable	<b>£57.95</b>
R083	Buffer Stop	<b>£1.35</b>
R207	Track Fixing Pins	<b>£2.50</b>
R394	Hydraulic Buffer	<b>£3.95</b>
R600	Straight	<b>£1.30</b>
R601	Double Straight	<b>£1.95</b>
R604	Curve 1st Rad.	<b>£1.75</b>
R605	Double Curve 1st Rad.	<b>£2.05</b>
R606	Curve 2nd Rad.	<b>£1.70</b>
R607	Double Curve 2nd Rad.	<b>£2.20</b>
R608	Curve 3rd Rad.	<b>£2.10</b>
R609	Double Curve 3rd Rad.	<b>£1.95</b>
R610	Short Straight	<b>£1.15</b>
R614	LH Diamond Crossing	<b>£9.25</b>
R615	RH Diamond Crossing	<b>£9.25</b>
R617	Uncoupling Ramp	<b>£2.30</b>
R618	Double Isolating Rail	<b>£6.95</b>
R620	Railer Uncoupler	<b>£4.25</b>
R628	Half Curve 3rd Rad.	<b>£1.70</b>
R643	Half Curve 2nd Rad.	<b>£1.40</b>
R3134	Northern Belle Train Pack	<b>£117.00</b>
R8026	Power Track	<b>£3.75</b>
R8072	LH Point	<b>£8.45</b>
R8073	RH Point	<b>£8.45</b>
R8074	LH Curved Point	<b>£14.25</b>
R8075	RH Curved Point	<b>£14.25</b>
R8076	Y Point	<b>£10.25</b>
R8077	LH Express Point	<b>£13.95</b>
R8078	RH Express Point	<b>£13.95</b>

## HORNBY TRACK ACCESSORIES

R076	Footbridge	<b>£11.85</b>
R169	Junction Home Signal	<b>£8.50</b>
R170	Junction Distant Signal	<b>£8.50</b>
R171	Single Home Signal	<b>£6.50</b>
R172	Single Distant Signal	<b>£6.50</b>
R189	Single Brick Bridge	<b>£6.30</b>
R394	Hydraulic Buffer	<b>£3.95</b>
R406	Colour Light Signal	<b>£18.95</b>
R499	River Bridge	<b>£10.70</b>
R574	Trackside Accessories	<b>£10.00</b>
R626	Point Underlay	<b>£3.20</b>
R636	Double Level Crossing	<b>£14.50</b>
R638	Track Underlay	<b>£7.95</b>
R645	Single Level Crossing	<b>£8.95</b>
R657	Girder Bridge	<b>£11.45</b>
R658	Inclined Pier Set	<b>£8.50</b>
R659	High Level Pier Set	<b>£5.60</b>

R660	Elevated Track Side Walls	<b>£16.45</b>
R909	Track Supports	<b>£6.45</b>

## HORNBY CONTROL EQUIPMENT

R044	Point Switch	<b>£5.95</b>
R046	Two Way Switch	<b>£5.95</b>
R047	On/Off Switch	<b>£5.95</b>
R602	Power Connecting Clip	<b>£1.50</b>
R8014	Point Motor	<b>£3.65</b>
R8015	Point Motor Housing	<b>£2.95</b>

## BACHMANN STEAM LOCOMOTIVES

31-430	F1 Full Cab LMS Black	<b>£74.35</b>
31-431	F1 Half Cab BR Early	<b>£74.35</b>
31-432	F1 Half Cab BR Late	<b>£74.35</b>
31-001	Robinson BR Late Crest	<b>£94.99</b>
31-002	Robinson BR Early Crest	<b>£94.99</b>
31-003	Robinson LNCR	<b>£94.99</b>
31-086	GWR 3200 Class BR Black	<b>£98.50</b>
31-087	DC Earl Class GWR	<b>£110.95</b>
31-117DC	4MT BR Black	<b>£79.45</b>
31-118	4MT BR Green Late	<b>£69.20</b>
31-127	CL3000 BR ROD	<b>£118.45</b>
31-128	BR ROD Weathered	<b>£105.45</b>
31-135	Lady of the Lake	<b>£100.25</b>
31-136DC	D11/2	<b>£115.90</b>
31-213DS	Patriot BR Late	<b>£201.45</b>
32-261	WD Austerity	<b>£110.40</b>
31-284	Royal Scot Ranger	<b>£56.95</b>
31-319	J11 BR Early	<b>£76.45</b>
31-350	Class A2 Sugar Palm	<b>£107.99</b>
32-559	A1 Great Eastern	<b>£91.45</b>
31-462	C Class BR Black	<b>£68.95</b>
31-476A	G2A BR Early	<b>£72.95</b>
31-479	G2a BR Black	<b>£80.95</b>
31-526	A2 Bachelors Button	<b>£101.99</b>
31-527	A2 Tudor Minstrel A/Green	<b>£96.45</b>
31-550B	V2 Green Arrow	<b>£85.70</b>
31-564	V2 Durham School	<b>£85.70</b>
31-565	V2 BR Green	<b>£85.70</b>
31-626A	Class 3F BR	<b>£71.25</b>
31-627A	Class 3F LMS	<b>£71.25</b>
31-628DC	Class 3F BR weathered	<b>£93.20</b>
31-931	LMS Compound	<b>£112.90</b>
31-933	BR Compound Late Crest	<b>£112.88</b>
31-932DC	BR Compound	<b>£127.75</b>
31-965	A4 Wild Swan BR	<b>£94.45</b>
31-979	Standard BR 3MT	<b>£78.40</b>
32-130	Class 45xx BR Green Late	<b>£59.75</b>
32-140	CL4575 Prairie BR Green	<b>£68.30</b>
32-209	Pannier BR	<b>£53.45</b>
32-231	Fowler BR Black	<b>£49.95</b>
32-260DC	WD Austerity	<b>£125.29</b>
32-500	5MT Class BR - 73068	<b>£70.99</b>
32-550A	A1 Tornado Apple Green	<b>£109.45</b>
32-550B	Tornado BR Green	<b>£127.95</b>
32-509	BR 5MT Early Crest	<b>£104.55</b>
32-954	4MT BR Early	<b>£87.50</b>
32-955	4MT BR Late	<b>£87.50</b>
32-203A	Class 8750 BR Black	<b>£68.65</b>
31-463	C Class SECR	<b>£96.00</b>
31-464	C Class SR	<b>£96.00</b>
31-465	C Class BR	<b>£93.46</b>

## BACHMANN DIESEL/ELECTRIC LOCOMOTIVES

31-265	MLV Green	<b>£62.45</b>
31-266	MLV Green with yellow panel	<b>£62.45</b>
31-267	MLV Blue/Grey	<b>£62.45</b>
31-268	MLV NSE	<b>£83.26</b>
31-269	MLV Jaffa	<b>£83.26</b>
31-325DC	CL105 BR Blue Yellow Ends	<b>£92.05</b>
31-326A	CL105 BR Green	<b>£80.50</b>
31-327	CL105 BR Green	<b>£79.45</b>
31-342	Class 04 Green L/C	<b>£48.20</b>
31-375	CL416 BR Blue	<b>£83.99</b>
31-377	CL416 2EPB	<b>£85.99</b>
31-425A	CL411 Green	<b>£103.99</b>
31-426	CL411 BR Green	<b>£103.99</b>
31-535	CL105 BR Blue Power Twin	<b>£84.45</b>
31-536	CL105 Speed Wiskers	<b>£84.45</b>

31-537	CL105 Small Yellow Panel	<b>£84.45</b>
31-575	Windhoff MPV NWR	<b>£104.00</b>
31-576DC	Windhoff MPV NWR	<b>£114.00</b>
31-577	Windhoff Railtrack	<b>£104.00</b>
31-653	CL47 ScotRail	<b>£86.35</b>
31-655	Class 47 Railfreight	<b>£86.35</b>
31-658	Class 47 Petroleum Sector	<b>£97.70</b>
31-995	LMS 10000 BR Green	<b>£89.45</b>
32-034DS	CL20 BR Green	<b>£165.95</b>
32-118	Class 08 Haversham	<b>£61.15</b>
32-166A	CL08 BR Green	<b>£20.95</b>
32-475	DC Class 40 BR Blue	<b>£87.75</b>
32-481	Class 40 Green	<b>£81.55</b>
32-515A	Derby Lightweight	<b>£93.97</b>
32-531DC	CL55 BR Blue	<b>£89.95</b>
32-616A	Derby Lightweight	<b>£93.97</b>
32-652DS	CL44 BR Blue	<b>£152.95</b>
32-750	DC - CL57 FL - 57008	<b>£52.95</b>
32-781A	Class37/0 BR Blue	<b>£83.89</b>
32-904DC	CL108 BR Blue	<b>£96.99</b>
32-906	CL108 Green 2 car	<b>£93.50</b>
32-910	CL108 Blue/Grey	<b>£74.95</b>

## O GAUGE

Hel52811	CL52 Western Lord	<b>£459.50</b>
Hel52821	CL52 Western Lady	<b>£459.50</b>
10D-GWR	Ixion Fowler GWR	<b>£220.00</b>
10D-UGR	Ixion Fowler Unlined Green	<b>£220.00</b>

We also do a selection of Limited Edition seven plank wagons, please ring for details

## HELJAN

H17101	CL17 BR Blue yellow ends	<b>£84.27</b>
H2301	CL23 Green yellow ends	<b>£94.95</b>
H2306	CL23 Green weathered	<b>£95.95</b>
H2307	CL23 Blue weathered	<b>£95.95</b>
H35111	CL35 Blue yellow ends	<b>£75.75</b>
H5217	CL52 Western Explorer	<b>£78.95</b>

## ORDER BY TELEPHONE

Orders taken 6 days a week

9.00am - 5.30pm

Monday to Saturday

Call: 01432 352809

## Mail Order Service

All offers valid to  
**31st January 2015**

You must state these prices when ordering

**POSTAGE & PACKING RATES PER ORDER:**

**UK Standard**..... **£3.00**

**UK Insured**..... **£6.50**

**UK Courier Transport & Packing**... **£9.00**

Worldwide at cost. VAT free to non EC

**\*\*Train Sets/Packs & Controllers/  
Handsets - Postage charged at cost\*\***

**PRICES SUBJECT TO CHANGE  
WITHOUT NOTICE**

**\*\* Please allow 7 days for clearance  
when paying by cheque \*\***

**PLEASE QUOTE SPECIAL PRICES  
WHEN YOU VISIT US.**

**Credit Cards Welcome...  
Visa, Mastercard & Switch**



# FINE SCALE BRASS

The train set you have always promised yourself, 1/32nd scale Gauge 1 (2.5 times bigger than OO gauge) 12V DC electric. Sets include, Loco (all brass fully finished) 4 x Mk1 coaches (plastic & metal) 20 yards of flexible track (stainless steel), rail joiners, track pins and battery powered radio control. Everything you need to annoy the kids on xmas morning.

## Great Western Express - £3,500



+



+



Early Hall finished late BR, Mk1 coaches finished chocolate & cream

## LMS express - £3500.00



+



+



Long Firebox Jubilee finished late BR, Mk1 coaches finished maroon or carmine/cream

## Suburban Special - £2900.00



+



+



BR 4MT finished later BR, Mk1 coaches finished maroon or carmine/cream

## Titfield Thunderbolt - £2400.00 (£2000 with 2 coaches)



+



+



14XX finished late BR, Mk1 coaches finished chocolate & cream

Once you move out into the garden you will need track setters for your curves (minimum 6'6" radius) the offer includes a first year membership to the Gauge 1 Model Railway Association.

Finescalebrass (UK) Ltd, Unit 5 Matrix Court, Leeds, LS11 5WB, Tel: 0113 276 1759

Email: [john@finescalebrass.co.uk](mailto:john@finescalebrass.co.uk). Website: [www.finescalebrass.co.uk](http://www.finescalebrass.co.uk)

All prices include VAT & UK delivery, credit cards accepted without surcharge.



# Olivia's Trains of Sheffield

'OO' Gauge UK DCC  
Sound Specialists.



25a Mansfield Rd,  
Intake, S12 2AE

Extensive UK sound library utilising the Loksound decoders.  
DCC/ Sound Fitting Whilst You Wait.



#58201 Mainline Grey



#58211 Railfreight Coal



#58221 Railfreight Redstripe



#58231 Rf Redstripe (Cantrail)

## Heljan Class 58's Exclusive

£125 - 12v DC Analogue.\*  
£153 - DCC Decoder Fitted.\*  
£246 - Olivia's Sound Fitted.\*



#58241 EWS



#58251 Mainline Blue



#58261 Plain Grey



#58271 EW&S

For More details on the above & all our stock visit:

[www.oliviastrains.com](http://www.oliviastrains.com)

Tel: 0114 3216 160 Tel: 0114 2647 449 Mob: 0755 7126 651

e-mail: [oliviastrains@blueyonder.co.uk](mailto:oliviastrains@blueyonder.co.uk)



\* Prices correct at time of production- subject to change. Not Including P&P.







# Jennings

## Hobby, Model & Toy Specialist

www.jennings-models.com

**MAIL ORDER OFFICE Jennings (Mail Order), 5 Alberta Road, Enfield, EN3 1JA**  
Tel: 020-8882 7679 • Fax: 020-8886 2631 • E-mail: mail@jennings-models.com  
Post & Packing: £5.50 • Over Seas at cost

BACHMANN	
BA/36554	DCC Decoder Back EMF & 3 Function (21 Pin) .....15.95
BA/36500	E-Z Command Digital Control Unit + Transformer.....79.40
DIESEL LOCOS	
BA/30915	JUNIOR 0-6-0 DIESEL SHUNTER 'RUSTY' .....30.90
BA/31340	Cls 04 D2267 SHUNTER BR BLUE WEATHERED .....49.99
BA/32111A	Cls 08 375 Diesel BR Blue Hinged Door Type .....64.10
BA/32326	Cls 25 054 Diesel BR Blue .....65.65
BA/32325DC	Cls 25/1 B0-B0 D5211 BR GREEN (DCC ON BOARD).....65.65
BA/32400DS	Cls 25/3 25095 Revised BR Blue (Digital Sound).....177.65
BA/32776DS	Cls 37/0 254 BR Blue Plated Centre H/C (DCC Sound) ...150.00
BA/32479	Cls 40 40169 Domino H/Code BR Black (W/O Tanks).....80.00
BA/32478	Cls 40 D210 'Empress Britain' BR Gm Indicator Discs.....62.99
BA/31427	Cls 411 CEP EMU BLUE/GREY.....148.15
BA/32061	Cls 42 812 'The Royal Naval Reserve' BR Blue.....69.95
BA/32676	Cls 45 114 BR BLUE WITH WHITE ROOF.....86.45
BA/32675	Cls 45 D67 'THE ROYAL ARTILLERYMAN' BR GREEN.....86.45
BA/32702DC	Cls 46 D182 BR GREEN (DCC ON BOARD).....103.00
BA/32801DS	Cls 47 D1746 2Tone Gm 4 Digit H/C (DCC Sound).....196.00
BA/32802	Cls 47 035 BR Blue 'Yellow Ends Domino Head Code'.....87.40
BA/32803	Cls 47 148 BR Blue yel ends 4 DIGIT H/C (Ex Domino) .....87.40
BA/31652	Cls 47 474 'Sir Roland Hill' Parcels Red/Grey.....95.75
BA/31650	Cls 47 535 'University Leicester' BR Blue Large Logo .....95.75
BA/32801	Cls 47 D1764 2Tone Gm Full Yell Ends 4 Digit H/Code.....87.40
BA/32750	Cls 57 008 'FREIGHTLINER EXPLORER' .....92.40
BA/32750DC	Cls 57 010 'FREIGHTLINER CRUSADER' (DCC) .....107.50
BA/32753	Cls 57 011 'FREIGHTLINER CHALLENGER' .....92.40
BA/32754	Cls 57 011 DRS.....92.40
BA/32760	Cls 57 307 'LADY PENELOPE' VIRGIN TRAINS .....75.99
BA/32752	Cls 57 602 First Great Western 'RESTORMEL CASTLE'.....92.40
BA/32731	Cls 66 DIESEL 66407 DIRECT RAIL SERVICES.....95.80
BA/32976DC	Cls 66/9 412 DRS (DCC ON BOARD).....127.50
BA/32978	Cls 66/9 725 (Low Emission) 'Sunderland' 1st/GBRF.....95.80
BA/32911A	Cls 108 3 Car DMU BR Green Yellow Warning Panels.....107.50
BA/32903	Cls 108 DMU 2 Car Br/GT. Manchester Pte Wht/Blu.....99.95
BA/32901	Cls 108 DMU 2 Car Network Southeast.....93.50
BA/32926	Cls 150/1 2 CAR DMU 'CENTRO'.....98.95
BA/32925	Cls 150/1 DMU 2 CAR 'FIRST NORTHWESTERN' .....98.95
BA/32935	Cls 150/2 2 CAR DMU Arriva Trains Wales/Trenau.....98.95
BA/32936	Cls 150/2 2 CAR DMU 'PROVINCIAL'.....98.95
BA/31508	Cls 158 2 Car DMU 'Scotrail' First Group.....94.75
BA/31514	Cls 158 57791 2 Car DMU Northern Rail purple/blue.....102.85
BA/31509	Cls 158 57905 2 Car DMU METRO NORTHERN rdrgy.....94.75
BA/31516	Cls 158 2 Car DMU Central Trains.....102.85
BA/31515	Cls 158 2 Car DMU First/Scot Rail.....102.85
BA/31266	Cls 166 3 Car DMU Turbo Thames Trains.....110.00
BA/32471	Cls 168/1 Clubman 3 Car DMU 'Chiltern Railways'.....120.00
BA/32466	Cls 170 2 Car Unit London Midland.....105.35
BA/32465	Cls 170 3 Car Unit Cross Country.....122.70
BA/32627	Cls 221 122 5 Car Super Voyager Virgin Dr Who .....158.35

STREAM LOCO	
BA/31954	4-6-2 A4 60007 Sir Nigel Gresley BR Blue D/Chim .....150.00
BA/30060	Kader 60th Anniversary Boxed set. J72 + Std 4MT .....159.99
BA/31950L	4-6-2 A4 LNER Blue 'Dominion Of Canada' 4489.....175.00
BA/15000	Anniversary 4-6-2 A1 BR L/C Gm & Cls 40 D369 BR .....199.99
BA/31961	4-6-2 A4 MALLARD Record Breaking (2 Locos).....275.00
BA/32150	2-6-0 N CIs Presentation SEC/SR (2 Locos).....275.00
BA/312001	4-6-2 A4 Commonwealth of Australia (3 Locos).....395.00
BA/31978	Class 3MT Tank 820119 BR Lined Black Late Crest.....86.95
BA/32164	N Class 3146y BR Lined Black L/C BR 4MT Chimney.....95.00
BA/32229	0-6-0 3F Jinty FOWLER 47279 BR BLACK E/EMBLEM.....64.65
BA/32226	0-6-0 3F Jinty FOWLER BR Black Early/C No. 47354.....64.65
BA/32225	0-6-0 3F Jinty FOWLER BR Black Late Crest No. 47410.....64.65
BA/32212	0-6-0 5700 PANNIER TANK 5757 BR BLACK L/CREST.....65.90
BA/32305	0-6-0 CIs 2251 Collett 2217 BR BLK E/EM Weather.....68.00
BA/32301	0-6-0 CIs 2251 Collett BR Black E/Emblem 2260.....68.00
BA/32300DC	0-6-0 Collett GOODS 2244 BR LINED GN L/C.....68.00
BA/30900	0-6-0 Junior Tank loco Red 2005.....30.90
BA/32210	0-6-0T 5700 Pannier GWR Green No. 5786.....65.90
BA/32079	0-6-0 2 560x Tank BR Black E/C No. 6624.....66.65
BA/32852	0-6-0 9F BR Black E/Emblem 92116.....147.25
BA/32854	2-10-0 9F 92006 BR Bk E/Emb BR16G Ten S/Chim.....147.25
BA/32857	2-10-0 9F STDN 92077 BR Black L/C/CR BR1C Tender.....147.25
BA/31831	2-6-0 43xx 4358 BR Lined Green E/Emblem.....69.95
BA/32828	2-6-0 Class 2MT NATT 46520 BR Lined Green L/CREST.....88.95
BA/32580	2-6-0 Ivatt 4MT 43019 BR Lined Bk L/C MT Weather.....116.30
BA/32830	2-6-0 NATT Class 2MT 6402 LMS Black.....88.95
BA/32826	2-6-0 NATT Class 2MT 2-6-0 46440 BR Bk E/EMB.....88.95
BA/32827	2-6-0 NATT CLASS 2MT 2-6-0 6404 LMS BLACK.....88.95
BA/32579	2-6-0 NATT CLASS 4 43096 BR Lined Black L/CREST.....93.45
BA/32578	2-6-0 NATT CLS 4 43038 BR Lined Bk E/E 2 Chimney.....93.45
BA/32580DC	2-6-0 NATT CLS 4MT + Tablet Catcher BR Lined Bk.....116.30
BA/32278	2-6-0 K3 61823 BR Lined Black L/CREST.....99.00
BA/32276	2-6-0 K3 BR Lined Black E/Emblem No. 61932.....99.00
BA/32275	2-6-0 K3 LNER 2934 Black Group Standard Tender.....99.00
BA/32953DC	2-6-0 STDN 4MT 76020 BR2B TENDER E/E (DCC).....110.00
BA/32950	2-6-0 STDN 4MT 76053 BR Black BRIB Tender E/E.....95.35
BA/32129	2-6-2 45 Prairie 4557 BR Lined Black E/Emblem 75.....71.15
BA/32126	2-6-2 45xx Tank BR Black E/Emblem No. 4560.....71.15
BA/32125A	2-6-2 45xx Tank BR Lined Green L/C No. 4569.....71.15
BA/31550	2-6-2 V2 BR Green L/CREST 'Green Arrow' 60800.....99.99
BA/31553	2-6-2 V2 BR Lined Black No. 60807.....99.99
BA/31563	2-6-2 V2 BR Lined Gm 60865 L/C Out Side S/Ps.....99.99
BA/31456	2-6-2T Ivatt BR Lined Black 41264 L/CREST.....70.05

BA/31613	2-6-2T V3 67628 BR Bk Lined L/C Humped S/Ps.....71.80
BA/31115	2-6-4 4MT 75027 BR Green L/C BR2 Tender.....110.90
BA/31118	2-6-4 4MT 75033 BR Lined Bk BR2 Tender L/C.....105.60
BA/3117DC	2-6-4 4MT 75033 BR Lined Bk L/C (DDC).....120.00
BA/3116D	2-6-4 4MT 75077 BR Lined Black Early Emblem.....105.60
BA/32351DC	2-6-4 4MT Shd 80140 BR Black L/C (DCC).....106.00
BA/32878	2-6-4 Fairburn Tank 42691 BR Lined Black E/Emb.....95.00
BA/32875	2-6-4 Fairburn Tank LMS No. 2691.....95.00
BA/32257A	2-8-0 WD Austerity BR Black E/Emblem 90732.....119.00
BA/31711	4-6-0 B1 1189 'Sir William Gray' LNER Apple Gm.....89.99
BA/32000DC	4-6-0 Hall Guild 5927 BR GRN L/C Hawksworth DCC.....99.99
BA/32002	4-6-0 HALL 'SAINT EDMUND' 5906 BR BLACK E/E.....99.99
BA/3176DC	4-6-0 JUBILEE 45562 ALBERTA BR Gn L/C.....127.50
BA/31186	4-6-0 Jubilee 45587 'Baroda' BR Lined Green L/C.....114.25
BA/3150X	4-6-0 Jubilee CIs BR Green E/C Trafalgar.....127.95
BA/31159	4-6-0 Jubilee LMS Black No. 5711 Courageous.....112.95
BA/31284	4-6-0 Par Soil Scott 46165 12th London Regt BR E/E.....87.75
BA/31210	4-6-0 Patriot Royal Leicestershire Regt BR Gm E/E.....115.90
BA/31211	4-6-0 Patriot 45543 Home Guard BR Gm L/C.....115.90
BA/31212	4-6-0 Patriot Duke Sutherland LMS Crim 5541.....115.90

BA/39155	BR MK1 Corridor First FK Intercity.....25.95
BA/39156	BR MK1 Corridor First FK Regional Railways.....25.95
BA/39157	BR MK1 Corridor First FK Network S. E.....25.95
BA/39176D	BR MK1 BG Full Brake Maroon.....25.95
BA/39177C	BR MK1 BG Full Brake Crimson & Cream.....25.95
BA/39180	BR MK1 FULL BRAKE NHA INTER-CITY.....25.95
BA/39181	Mk1 Full Brake NEA Regional Railways E92058.....25.95
BA/39183	BR MK1 Full Brake Bg (NEX) RES Grey/Red.....25.95
BA/39183A	BR MK1 Full Brake BG NEX RES Grey/Red.....25.95
BA/39200A	Mk1 Full Brake Super BG Rail Express.....25.95
BA/39201A	Mk1 Full Brake Super BG Royal Mail.....25.95
BA/39225B	BR MK1 Brake/Corri Compo BCK Blue/Grey.....25.95
BA/39226C	BR MK1 BCK Brake Compo Corri Maroon.....26.75
BA/39227C	BR MK1 BCK Brake Compo Corri Crims & Crm.....26.75
BA/39229A	BR MK1 Brake/Corri Compo BCK Choco/Crm.....25.95
BA/39230	Mk1 Corri/Brake Compo Intercity BCK No.21266.....25.95
BA/39250A	Mk1 Restaurant Car RFO BR Blue/Grey.....25.95
BA/39251A	BR MK1 RFO Restaurant Car Maroon.....25.95
BA/39252	Mk1 Restaurant RFO Crimson/Cream.....25.95
BA/39261A	BR MK1 RMB Miniature Buffet Maroon.....25.95

BA/37354A	13 Ton Steel Sand Tippler Wagon BR Grey.....7.50
BA/37355A	13 Ton Steel Sand Tippler Wagon BR Bauxite.....7.50
BA/37505	24T Ore Hopper ZEO Civil Engineers' Gulf Red.....8.25
BA/37527A	20 Ton Brake Fitted 'Railfreight Distribution'.....8.60
BA/37607	46Tglw VGA Sliding Wall Railfreight Weathered.....17.95
BA/37682	14 Ton Tank + Large Filler Corroded Chemicals Gm.....9.55
BA/37779A	12 Ton Mogo Van BR Bauxite.....8.30
BA/37877	12 Ton Shock Absorbing Open BR Bauxite.....8.50
BA/37902	12 Ton Plk Shock Absorbing+Planked Ends BR Bau.....8.50
BA/38005	46 Tonne HSA Hopper BR Bauxite.....9.90
BA/38006	46 Tonne HEA Hopper Railfreight Red & Grey.....9.90
BA/38011A	24Tglw MFA Open Box Mineral EWS Ex-Loadhaul.....8.50
BA/38051	MTA Open Box EWS Weathered.....10.75
BA/38056A	31 Tonne OCA Dropside Open Railfreight.....16.50
BA/38062	45 Tonne glw MEA Open Box EWS.....9.15
BA/38110	100 Ton TEA Bogie Tank 'Shell' Grey.....28.95
BA/38111	100 Ton TEA Bogie Tank 'BP' Green.....28.95
BA/38120	35T Sliding Door Box Vaa CW Vents R.F.....17.30
BA/38125	35 Ton Sliding Door Box VBA EWS.....17.30
BA/38140	29T Sliding Door Box VDA Railfreight Red/Grey.....18.20
BA/38141	29 Ton Sliding Door Box VDA (COV AB) Bauxite.....18.20
BA/38142	29 Ton Sliding Door Box VDA Railfreight Distrib.....18.20
BA/38143	29T Sliding Door Box VDA EWS.....18.20
BA/38161B	12T BR Planked Ventilated BR Bauxite (Late).....9.45
BA/38170B	12T BR Plywood Ventilated BR Bauxite (Early).....9.45
BA/38171B	12T BR Plywood Ventilated BR Bauxite (Late).....9.45
BA/38180B	12T BR Plywood Fruit BR Bauxite (Early).....9.45
BA/38231	12T Ventilated Plywood Doors BR Bauxite (Late).....9.45
BA/38241	MBA Megabox High-Sided Bogie Box EWS No Buffers.....22.95
BA/38245	MOA Low-Sided Bogie Box Wagon EWS.....22.95
BA/37302.	Intermodal Bogie Wagons + 2 Container.....33.80
BA/37315	Intermodal Flats (Pair) no Containers Black.....35.75
BA/37625	102T Thrall BVA Steel Coil Carrier EWS 960015.....25.90
BA/37626	102T Thrall BRA Steel Strip Carrier EWS 964014.....25.90
BA/37627	102T Tonne Thrall BVA Steel Coil Carrier 'EWS'.....25.90
BA/37628	102T Thrall Bra Steel Strip Carrier 'EWS' Weather.....26.15
BA/38150	80 Ton GLW BDA Bogie Bolster Loadhaul.....19.45
BA/38152	80 Ton GLW BDA Bogie Bolster EWS.....19.45
BA/37580	45 Tonne TUA Tank 'TOTAL' Grey.....10.75
BA/38220	100T Tea Bogie Tank Crude Oil 'BP' Black.....25.60
BA/38221	100T Tea Bogie Tank Crude Oil 'Shell BP' Black.....25.60
BA/38222	100T Tea Bogie Tank Crude Oil 'Amoco' Black.....25.60
BA/33555C	46 Ton Hopper HEA EWS.....9.99
BA/37327A	90 Ton Bogie Hopper JGA Buxton Lime.....23.20
BA/38003	46 Tonne Hopper HEA 'Mainline'.....9.90
BA/38020	46 Tonne Covered Hopper CEA 'EWS'.....10.25
BA/38021	46 Tonne Covered Hopper CEA Orange&Black.....10.25
BA/38132	40T Seacow (Ex-Sealion) YGA Bogie Hopper EWS.....22.75
BA/33435	51 Tonne Scrap Wagon SSA Weathered.....9.70
BA/37550	46 Ton GLW POA Box Mineral Tiger.....9.95
BA/37552A	46 Tonne Glw POA Box Mineral Wagon.....9.95
BA/37553	46 Tonne MKA Box Orange/Black.....9.95
BA/38040A	31 Tonne OBA Open Wagon EWS.....17.25
BA/38041	31 TONNE OBA Open 'RAILFREIGHT'.....16.50
BA/38042	31 TONNE OBA Open + High End 'Plasmor Blockfreight'.....16.50
BA/38043	31 Tonne Oba open + High End 'EWS'.....16.50
BA/38050	Mta Open Box 'EWS'.....10.50
BA/38061	45 Tonne MEA open box MAINLINE.....9.15
BA/38095	34 Ton PNA Ballast/Spill 5 Rib Railrack.....9.95
BA/38112	100 Ton Bogie Tank TEA BP Grey.....28.95
BA/38113	100 Ton Bogie Tank TEA 'Esso' Grey.....28.95
BA/38114	100 Ton Bogie Tank TEA 'Gulf' Grey.....28.95
BA/38081A	5 Plk China Clay + Hood BR Brown Weathered.....8.85
BA/37061	5 Plank Wagon Wooden Floor BR Grey.....8.50
BA/37081	7 Plank End Door Wagon BR Grey.....8.70
BA/37106	7 Plank Fixed End 'Royal Leamington Spa'.....8.70
BA/37159	8 Plank Fixed End 'William Wood & Son, Red'.....8.70
BA/37180A	7 Plank + Coke Rails 'P.O.P London'.....8.80
BA/37502A	24 Ton Ore Wagon BR Grey.....8.25
BA/37225E	16 Ton Steel Mineral BR Grey + Top Flap Doors.....8.70
BA/37250E	16T Steel Mineral BR Grey No Top Flap Doors.....8.70
BA/37275D	27 Ton Steel Tippler Wagon Iron Ore BR Grey.....8.70
BA/37376	16 Ton Fruit Van Wagon BR Bauxite.....8.50
BA/37451A	16 Ton Mineral Riveted Side Door BR Brown.....8.50
BA/37679A	14 Ton Tanker small Filler Williamson.....9.55
BA/37679R	14 Ton Tanker Small Filler 'BP' SHELL.....9.55
BA/37680R	14 Ton Tanker Wagon Large Filler 'Esso'.....9.55
BA/37752	12 Ton Fruit Van BR Bauxite.....8.30
BA/37757C	12 TON VENTILATED VAN BR GREY.....8.30
BA/37778A	12 Ton Mogo Van GWR Grey.....8.30
BA/37731	12 Ton Ventilated Van BR(WR) Grey.....8.30
BA/37802	12 TON PLANKED VENTILATED BR BAUXITE.....8.30
BA/38081A	12 Ton Southern 2+2 Planked Vent BR(M) Grey.....9.55
BA/38082	12 Ton Southern 2+2 Planked Vent BR(S) Bauxite.....9.55



## SPECIAL BACHMANN LIMITED EDITION OF 500

SUPPLIED WITH A CUSTOMISED NUMBERED CERTIFICATE \*

### B.R. GREEN REBUILT ROYAL SCOT

#### 46159 THE ROYAL AIR FORCE

\*PLEASE SUPPLY A CLEARLY PRINTED NAME FOR THE CERTIFICATE WHEN ORDERING

# 89.95

ROLLING STOCK	
BA/32504	4-6-0 Standard 5MT 73014 BR Green L/Crest.....99.95
BA/3177DS	4-6-0 Jubilee 'Kolhapur' BR Green (DCC Sound).....253.40
BA/31952	4-6-2 A4 4468r Grand Blue LNER Valances Mallard.....121.90
BA/30625	Cls 220 NT3 Additional Car Virgin Voyager Set.....24.99
BA/34127A	Collett 1st/3rd Compo Choco/Cream Gt Western.....22.55
BA/34379	38ft Thompson 2nd BR Crimson & Cream.....22.00
BA/34404	59.5ft Thompson Composite BR Crimson & Cream.....22.00
BA/34429	63ft Thompson Brake Compo BR Crimson & Crm.....22.00
BA/34454	63ft Thompson Brake 2nd BR Crims & Crm.....22.00
BA/34479	63ft Thompson 1st BR Crimson & Cream.....22.00
BA/39026G	BR Mk1 SK Second Corridor Maroon.....25.95
BA/39028D	BR Mk1 SK Second Corridor (SR) Green.....26.75
BA/39029D	Mk1 Corridor 2nd SK BR(GW) choco/crm.....25.95
BA/39031	BR Mk1 Corridor SK Network Southeast.....25.95
BA/39050	BR Mk1 Open SO Blue/Grey.....25.95
BA/39051	Mk1 Open SO BR(G) Maroon E 3850.....25.95
BA/39053	BR Mk1 SO Second Open (SR) Green.....26.75
BA/39057	BR Mk1 Second Open (SO) Network S.E.....25.95
BA/39057A	BR Mk1 OPEN SO NETWORK SOUTHEAST.....25.95
BA/39075A	Mk1 Brake/Corridor BSK Blue/Grey M35040.....25.95
BA/39077D	BR Mk1 BSK Brake Second Corri Crims & Crm.....26.75
BA/39078D	BR Mk1 BSK Brake Second Corri (SR) Green.....26.75
BA/39080	Mk1 Brake/Corridor BSK Intercity M35465.....25.95
BA/39081	BR Mk1 Brake/Corridor BSK Regional Railways.....25.95
BA/39082A	BR Mk1 Brake/Corridor BSK Network S.E.....25.95
BA/39100	Mk1 Restaurant Car RU Blue/Grey.....25.95
BA/39101	BR MK1 RESTAURANT CAR RU MAROON.....25.95
BA/39102	BR MK1 Restaurant Car RU Chocolate/Crm WR.....25.95
BA/39103	Mk1 Restaurant RU Maroon.....25.95
BA/39104	Mk1 Restaurant Buffet RBR No. 1981.....25.95
BA/39105	Mk1 Restaurant Buffet Car RU BR Crims/Crm.....25.95
BA/39125	Mk1 Composite CK Blue/Grey.....25.95
BA/39127C	BR Mk1 CK Composite Corridor Crims & Crm.....25.95
BA/39129B	BR Mk1 CK Compo Corri (WR) Choco & Crm.....25.95
BA/39130	BR Mk1 CK Compo CK Network S.E.....25.95
BA/39150B	BR Mk1 Corridor First FK Blue/Grey.....25.95
BA/39151D	BR Mk1 FK First Corridor Maroon.....25.95
BA/39152C	BR MK1 FK First Corridor Crimson & Cream.....26.75
BA/39154B	BR MK1 FK First Corridor (WR) Choco & Crm.....25.95

BA/39270	Mk1 GUV Rail BR Express Systems.....25.95
BA/39271A	BR Mk1 GUV Maroon.....25.95
BA/39280B	Mk1 FK Pullman Kitch Umb & Crm Falcon + Light.....32.60
BA/39281	Mk1 Pullman Kitchen 1st Grey/Blue + Lighting.....32.60
BA/39290B	Mk1 FP Pullman Parlour Umb & Crm Amethyst+Light.....32.60
BA/39291	Mk1 Pullman Parlour 1st Grey/Blue + Lighting.....32.60
BA/39301	Mk1 SK Pullman Kitchen 2nd Grey/Blue +Lighting.....32.60
BA/39310B	Mk1 SP Pullman 2nd Parlour Umb & Crm 349 + Light.....32.60
BA/39311	Mk1 SP Pullman Parlour 2nd Grey/Blue + Lighting.....32.60
BA/39321	Mk1 BSP Pullman Night Cap Bar Blu/Gry + Lighting.....32.60
BA/39332	BR MK2 FK Corridor First Maroon.....25.95
BA/39333	BR MK2 FK Corridor First SR Green.....25.95
BA/39340	BR MK2a FK Corridor First Blue/Grey.....25.95
BA/39341	BR MK2a FK Corridor First Inter-City.....25.95
BA/39342	BR MK2a FK Corridor First Network Southeast.....25.95
BA/39350	BR MK2 TSO Open Second Blue/Grey.....25.95



**SPRING CLEARANCE**

R2946 BR BLUE 4VEP .....£90  
 R2955 VIRGIN CHARTER RELIEF TRAIN PACK...£87.50

**STEAM LOCO'S**

R3110 BR 262 TANK 61XX CLASS.....£69  
 R383 GORDON THE BIG BLUE ENGINE.....£75  
 R3017 PATRIOT SIR HERBERT WALKER.....£90 £100  
 R3085 SCOT WELSH GUARDSMAN.....£100  
 R3005 28XX WEATHERED.....£95  
 R3006 38XX WEATHERED.....£103  
 R3030 LMS 4F.....£70  
 R3124 BR EARLY CREST 42XX.....£98.00  
 R3126 BR LATE CREST 52XX.....£98.00  
 TTS SOUND A1 TORNADO.....£140.00  
 R3171 P2 COCK O' THE NORTH SOUND.....£140.00

**DAPOL**

D6316, 6328 DAPOL CLASS 22 WITH HEADCODE.....£105  
 D6326, D6316 DISCS WITHOUT HEADCODE.....£107  
 DAPOL COACH KITS.....£9.95  
 DAPOL READY MADE COACHES.....£12.95  
 FULL RANGE OF DAPOL ROLLING STOCK  
**OO&N DAPOL WORKING SEMAPHORE SIGNAL**  
**£21.95. 3 FOR £65 INC POSTAGE**

**OXFORD DIECAST**

GOOD RANGE OF E.F.E. BUSES, MANY LOCAL  
 INCLUDING 16124 BRADFORD LEYLAND PD2 £15

**Full range of OO & N Gauge**

Cars, Wagons, Buses, Tractors etc

**TRACKSIDE**

DG22600 COLES CRANE YELLOW.....£10  
 DG5006 RUSTON BUCYRUS SCIMMER LNER.....£10  
 DG5003 RUSTON BUCYRUS SCIMMER GREEN.....£10  
 DG5004 RUSTON BUCYRUS DRAG SHOVEL GWR.....£10  
 DG5002 RUSTON BUCYRUS DRAG SHOVEL GRN.....£10  
 00000 RUSTON BUCYRUS FACE SHOVEL GRN.....£10  
 DG5007 RUSTON BUCYRUS F/SHOVEL SOUTHERN.....£10

## Pennine Models at Haworth



**HUGE RANGE OF HORNBY - Can't find Hornby?**  
**Call us first! Full range of Peco, OO Dapol, Humbrol, Scalextric. All at discount prices**



**Pennine Models**  
**33/35 Mill Hey, Haworth, Keighley BD22 8NQ**  
**Tel: 01535 642367**  
**penninemodels@googlemail.com**

**Wednesday to Sunday 11am-5pm**

**COACHES**

R4634A/B/C BLUE GREY STD WITH LIGHTS.....£33  
 R4567 GRESLEY CORRIDOR 1ST.....£20  
 R4534A PUSH-PULL COACH PK.....£59.99  
 R4534B PUSH-PULL COACH PK.....£62.50  
 LIGHTED PULLMAN COACHES  
 R4478/79/80/81/86/87.....£25.00  
 R4639 A/B/C TSO MIDLAND MAINLINE.....£27  
 R4638/A FO MIDLAND MAINLINE.....£27  
 R4444A FO INTERCITY BLUE/GREY.....£27  
 R4446A TSO INTERCITY BLUE/GREY.....£27  
 R4429 PULLMAN NO. 171.....£25  
 R4468 GRESLEY BUFFET BLUE/GREY.....£39.95  
 R4406A CRIMSON & CREAM BRAKE 3RD.....£21.00  
 R4408A CRIMSON & CREAM BRAKE COMPE.....£21.00  
 R4407A CRIMSON & CREAM COMPOSITE.....£21.00

**MK3 COACHES**

MIDLAND MAIN LINE FO, TSO, TGS, BUFFET.....£27.00  
 BLUE GREY EATERN REGION WITH LIGHTS FO, TSO, TGS, BUFFET.....£33.00  
 FX VIRGIN FO, TSO, TGS, BUFFET.....£33.00

**MK1 COACHES**

CRIMSON & CREAM, CHOC & CREAM & MAROON  
 SO, TSO COMPOSITE & FULL BRAKE AVAILABLE IN  
 RAILROAD.....£19.00  
 OR FULL SPECIFICATION WHICH IS METAL WHEELS &  
 ENHANCED PRINTING.....£23.00  
 SOUTHERN BR GREEN, SO WITH LIGHTS.....£33.00  
 OTHER TYPES TO FOLLOW

**WAGONS**

R6466/67/68 OTA EWS RED.....£12.00EA  
 R6489/70/71 OTA THAMESBOARD BLUE.....£11.00 EA  
 R6541 TOTAL.....£6.95  
 R6543 MURCO 100T TANK.....£17.00  
 R6642/A SHUNTERS WAGON GW.....£9.00  
 R6643/A SHUNTERS WAGON BR.....£9.00  
 R6647 EX BLUE SPOT BARRIER.....£9.60  
 R6650 B R BLACK TROUT.....£16.50  
 R6401A B R 9 PLANK GREY.....£5.50

**HORNBY YEAR WAGONS**

2010...£5.50      2011...£6.00  
 2013...£8.25      2014   £10.50

**Everything in the shop to turn a Train Set into a Model Railway.**

**Stockists of:**

Bachmann, Hornby, Peco,  
 Gaugemaster, Humbrol, Airfix,  
 Fisher-Price Trackmaster,  
 Woodland Scenics, Expo and many more

**Childrens craft corner****Wellingborough Trains and Models**

17 Market Street, Wellingborough,  
 Northamptonshire NN8 1AN

Tel: 01933 274069

Email: [shop@thelococentre.com](mailto:shop@thelococentre.com)

Web: [www.facebook.com/thelococentre](http://www.facebook.com/thelococentre)





**PHONE/ORDER HOTLINE**  
**(0114) 2551436****Open 9:00am - 5:00pm****24 Hr Answerphone service for orders****RAILS OF SHEFFIELD****SHOP OPENING HOURS:****9:30am - 5:00pm****Monday - Saturday****Free parking outside the door!****HORNBY****FULL RANGE STOCKED AT BARGAIN PRICES**

R1177	Gloucester City Pullman Electric Train Set	£140.00
R3019	BR (Late) Grange Class 'Paviland Grange' #6845 - Weathered	£123.00
R3020	LMS 2-6-4T Fowler 4P Class LMS Red #2308	£100.95
R3103	BR Class A4 'Bittern' #60019 BR Green Double Tender - SE	£131.95
R3105	GWR Castle Class 'Wellington' GWR Green Hawksworth Tender	£122.95
R3118	BR Castle Class 'Penrice Castle' #7023 BR Green	£125.95
R3185	South Eastern 'Sir Chris Hoy' Class 395 Javelin Train Pack	£134.50
R3187	GNR 0-6-2T N2 Class #1744	£78.95
R3204	LSWR 0-4-4T M7 Class - NRM	£113.95
R3205	BR 4-6-0 'Rood Ashton Hall' 4900 Class	£104.95
R3221	LMS 'Duchess Of Sutherland' and Support Coach Train Pack	£148.95
R3222	GWR Green 2-8-0 42XX Class Locomotive	£104.95
R3224	BR Black 2-8-0 52XX Class Locomotive	£104.95
R3225	GWR Green 2-8-2 72XX Class Locomotive	£113.95
R3227	BR Black 2-8-0 Class O1 Locomotive 63663	£114.95
R3230	LNER 0-6-0 J15 Class Locomotive - Pre 1948	£95.95
R3231	BR 0-6-0 J15 Class Locomotive - Early BR	£95.95
R3232	BR 0-6-0 J15 Class Locomotive - Late BR	£95.95
R3233	LNER 4-4-0 D16/3 Class - Pre 1948 Locomotive	£95.95
R3234	BR 4-4-0 D16/3 Class - Early BR Locomotive	£95.95
R3235	BR 4-4-0 D16/3 Class - Early BR (1948) Locomotive	£95.95
R3236	BR 4-6-2 'Duke Of Gloucester' Class B- Late BR 1960	£109.95
R3237	GWR 4-6-0 'Caerphilly Castle' Castle Class - NRM	£128.95
R3238	SR 0-6-0 700 Class Locomotive - 1920s-1930s	£95.95
R3239	BR 0-6-0 700 Class - Late BR Locomotive	£95.95
R3240	BR 0-6-0 700 Class - Early BR Locomotive	£95.95
R3242	BR 2-6-0 K1 Class - Early BR Locomotive	£113.95
R3243/A	BR 2-6-0 K1 Class - Late BR Loco Different Running Numbers	£113.95
R3244/TTS	BR Green 4-6-2 'Duke Of Gloucester' #71000 with TTS Sound	£122.95
R3245/TTS	BR Blue 4-6-2 'Tornado' 'Peppercorn' A1 Class TTS Sound	£135.95
R3246/TTS	LNER 2-8-2 'Cock O' The North' P2 Class Locomotive TTS Sound	£135.95
R3258	BR 2-BLL 2 Car Electric Multiple Unit Train Pack	£113.95
R3260	SR 2-HAL 2 Car Electric Multiple Unit Train Pack	£113.95
R3263	BR Co-Co Diesel Electric 'Vanguard' Class 50024 Locomotive	£129.95
R3267/XS	Transrail Co-Co Diesel Electric Class 60005 'Skiddaw' DCC Sound	£217.95
R3268	Arriva Train Wales Bo-Bo Diesel Electric Class 67 003 Locomotive	£122.95
R3269	BR Intercity 125 Class 43 HST (Eastern Region) Pack	£183.95
R3270	Midland Mainline Class 43 HST Pack	£183.95
R3271	BR InterCity Class 43 HST Pack	£183.95
R3273	RailRoad BR 2-10-0 Franco Crosti Boiler 9F Class - Early BR	£104.95
R3274	RailRoad BR 2-10-0 Franco Crosti Boiler 9F Class	£104.95
R3284/TTS	RailRoad LNER 4-6-2 Flying Scotsman A1 Class TTS Sound	£87.95
R3285/TTS	RailRoad LNER 4-6-2 Gwddal A4 Class Locomotive TTS Sound	£87.95
R3286/TTS	RailRoad BR Empress of Canada Class 40 D232 TTS Sound	£73.95
R3287/TTS	RailRoad BR Class 47 401 BR Blue Diesel Locomotive TTS Sound	£73.95
R3289/TTS	Network Rail Class 37 97301 Locomotive with TTS Sound	£73.95
R3290/A	BR2-HAL 2 Car Electric Multiple Unit - Different Running Numbers	£113.95
R3291/XS	Colas Rail Freight Co-Co Diesel Class 56094 with DCC Sound	£217.95

**BACHMANN****FULL RANGE STOCKED AT BARGAIN PRICES**

30-042	Digital Starter Train Set	£127.49
30-048	'The Highlander' Digital Sound Train Set	£250.71
30-170	'Thames Clyde Express' Electric Train Set	£148.71
30-575	The Railway Children Collectable Train Pack	£25.95
31-029	Class 166 Networker 3 Car DMU #166204 Thames Trains	£25.95
31-119	BR Standard Class 4MT #75035 BR Black Late Crest - Weathered	£25.95
31-137	Class D11/2 6385 'Luckie Mucklebackit' LNER Black	£25.95
31-138	Class D11/2 'Haystoun of Bucklaw' #62682 BR Black Early Emblem	£25.95
31-187	Jubilee Class 'Nelson' #5664 LMS Crimson with Stanier Tender	£25.95
31-214	Patriot Class 4-6-0 'Giggleswick' #45538 BR Green Early Emblem	£25.95
31-318	Robinson Class J11 (GCR9) #5317 LNER Black 0-6-0	£69.50
31-344	Class 04 #D2332 'Lloyd' NCB Industrial Yellow - Weathered	£25.95
31-365	Class 03 #03170 BR Blue Wasp Stripes & Air Tanks - Weathered	£25.95
31-441/DC	Invat Class 2MT 2-6-2 Tank #41291 BR Lined Black Late Crest	£25.95
31-517/DS	Class 158 2 Car DMU #158849 Regional Railways "SOUND"	£25.95
31-614	Class V3 Tank #67609 BR Lined Black Late Crest Cranked Pipes	£25.95
31-635	Class 64xx 0-6-0 Pannier Tank #6407 GWR Green	£25.95
31-637	Class 64xx 0-6-0 Pannier Tank #6400 BR Lined Green Late Crest	£25.95
31-656/DC	Class 47 #D1677 'Thor' BR Green Yellow Ends	£99.95
31-658	Class 47 #47190 'Pectinidae' BR Petroleum Sector - Weathered	£95.95
31-679	Type AL5 Electric #E3095 BR Electric Blue Small Yellow Panel	£25.95
31-691	LMS Stanier Mogul Class #42969 BR Lined Black Early Emblem	£25.95
31-692	LMS Stanier Mogul Class #42968 BR Lined Black L/C (Preserved)	£25.95
31-920	H2 Class Atlantic 4-4-2 2426 'St Alban's Head' SR Olive Green	£25.95
31-921	H2 Class Atlantic 4-4-2 32424 'Beachy Head' BR Black Early Emblem	£25.95
31-995	LMS 10000 BR Brunswick Green, Lined Orange & Black	£89.50
31-996	LMS 10000 BR Brunswick Green, Part Eggshell Blue Waistband	£89.50
31-997	LMS 10001 BR Brunswick Green, Blue Waistband Yellow Panels	£89.50
32-038/DS	Class 20 #20124 BR Blue Indicator Disks - Weathered "SOUND"	£25.95
32-065	Class 43 'Warship' #D865 'Zealous' #D865 BR Maroon Yellow Panel	£25.95
32-066	Class 43 'Warship' #D835 BR Green Yellow Panel	£25.95
32-085	Class 56XX #6639 BR Black Early Emblem	£25.95
32-260/DC	WD Austerity 2-8-0 #90448 BR Black Late Crest	£117.95
32-285	Class 101 2 Car DMU BR Green with Speed Whiskers	£119.95
32-286	Class 101 2 Car DMU BR Green with Yellow Warning Panel	£119.95
32-331	Class 25/1 #25043 BR Green Full Yellow Ends - Weathered	£25.95
32-440	Class 24/1 D5135 BR Green	£25.95
32-442	Class 24/1 #24137 BR Blue	£25.95
32-529/B	Class 55 #D9011 BR Two Tone Green	£87.95
32-680	Class 45 #45036 BR Blue Split Centre Head Code	£25.95
32-762/DS	Class 57/3 'The Hood' #57312 Virgin - Weathered "SOUND"	£25.95
32-763	Class 57/3 'Pride of Crews' #57309 DRS Compass Blue	£25.95
32-784	Class 37/0 #37242 Mainline Blue Centre Head Code - Weathered	£25.95
32-785/DS	Class 37/0 #37254 BR Departmental - Weathered "SOUND"	£25.95
32-786	Class 37/0 #37174 EWS Domino Head Code - Weathered	£25.95
32-927	Class 150/1 2 Car DMU #150128 First Great Western	£127.46
32-938	Class 150/2 #150204 Northern Rail	£127.46
32-992	Wickham Type 27 Trolley Car BR Engineers Yellow	£25.95
32-993	Wickham Type 27 Trolley Car BR Engineers Yellow Wasp Stripes	£25.95
35-076	Class E4 0-6-2 #473 Southern Green	£25.95
35-077	Class E4 0-6-2 #32556 BR Black Early Emblem	£25.95

**GRAHAM FARISH****FULL RANGE STOCKED AT BARGAIN PRICES**

370-080	'Countryside Coal' Digital Train Set	£25.95
370-500	Cumbrian Mountain Express Collectable Train Pack	£71.95
371-019	Class 08 #08897 EWS - Weathered	£84.96
371-085	Class 25/1 #D5188 BR Green	£84.96
371-087	Class 25/2 #25234 BR Blue	£93.46
371-110	Class 31 #D5563 BR Green - Directional Lighting	£93.46
371-111	Class 31 #D5596 BR Green Small Yel Panels - Directional Lighting	£93.46
371-112	Class 31 #31173 BR Blue - Directional Lighting	£93.46
371-165	Class 37/4 #37407 'Loch Long' BR Blue Large Logo	£89.20
371-168	Class 37/5 #37506 Railfreight Red Stripe	£89.20
371-169	Class 37/4 #37409 DRS	£89.20
371-286	Class 55 'Kings Own Yorkshire Light Infantry' #D9002 BR Green SYP	£93.46
371-287	Class 55 'Prince of Wales's Own Regiment of Yorkshire' #55005 Blue	£93.46
371-330	Class 150/1 #150128 First Great Western	£101.95
371-384	Class 66 #66209 EWS - Weathered	£93.95
371-396	Class 66 (Low Emission Variant) 'Interhub GB' #66731 GBR	£89.21
371-454	Class 37 #D6827 BR Green Centre Headcode - Weathered	£97.70
371-558	Class 158 2 Car DMU #158871 ScotRail	£97.50
371-604	Class 42 'Warship' 'Onslaught' #D832 BR Green	£93.46
371-635	Class 70 Powerhaul #70006 Freightliner	£99.95
371-656	Class 57 #57312 Network Rail Yellow	£93.46
371-657	Class 57 'Pride of Crews' #57309 DRS Compass Livery	£93.46
371-880	Class 108 2 Car DMU BR Green Small Yellow Panel	£114.71
371-987	Class 64xx 0-6-0 Pannier Tank #6400 BR Lined Green Late Crest	£63.71
372-030	Castle Class 'Earl of Dunraven' #5044 GWR Lined Green	£25.95
372-181	Princess Coronation Class 'Duchess of Hamilton' #46229 BR Green	£127.46
372-183	Princess Coronation Class #46240 'City of Coventry' BR Crimson L/C	£127.46
372-310	Merchant Navy Class #35024 'East Asiatic Company' BR Blue E/E	£25.95
372-312	Merchant Navy Class #35028 'Clan Line' BR Green Late Crest	£25.95
372-385	Class A2 'AH Peppercorn' #525 LNER Apple Green	£127.46
372-388	Class A2 'Blue Peter' #60532 BR Lined Green Late Crest	£127.46
372-400	Class 139 #1856 LNER Lined Black Flat Sided Tender	£75.95
372-536	Class 4MT Tank #80119 BR Lined Black Late Crest	£89.21
372-625	Invat Class 2MT #46521 BR Lined Green Late Crest	£91.95
372-626	Invat Class 2MT BR Lined Black E/E Locomotive 46440	£91.95
372-653	BR Standard Class 4MT #76079 BR Lined Black Early Emblem	£100.26
372-725	BR Standard Class SMT 73068 BR Lined Green Late BRIC Tender	£99.95
372-727	BR Standard SMT 'Camelot' BR Lined Black Early BRIB Tender	£99.95
372-752	Fairburn 2-6-4 Tank #42073 BR Black Late Crest	£89.21
372-800A	Class A1 'Tornado' #60163 BR Lined Brunswick Green	£125.50
372-800B	Class A1 'Tornado' #60163 BR Express Blue	£125.50
372-930	N Class 2-6-0 #1406 SR Olive Green Slope-sided Tender	£110.46
372-931	N Class 2-6-0 #31844 BR Black Early Emblem	£110.46

**RAILS BLACK LMS LIMITED EDITIONS**

31-998 LMS Twins Wooden Box Set #10000/10001 Black/Chrome £249.50

UK POSTAL RATES: £4.00 (1st Class), £4.50 (1st Class Recorded), Special Delivery £8.50 next day delivery inc Saturdays by 1:00pm (orders must be placed before 2:00pm on date of despatch), £7.50 per parcel over 2kg sent via ParcelForce courier for next day delivery inc Saturdays (orders must be placed before 3:00pm on date of despatch). This excludes post codes: IV, HS, KA27-28, KW, ZE, PA20-78, PH17-50, BT, IM, TR21-25, JE-GY and P031-41 which will be charged at £12.

WORLDWIDE POSTAL RATES: Postage charged at cost sent via Royal Mail Airmail under 2kg, ParcelForce over 2kg. (Air sure and international signed for available on request). Non EEC countries are VAT deductible.

New releases may be booked in advance. All mail order or telephone orders despatched immediately with an immediate refund or follow-on option on 'Out of Stock' items. Please advise with your order.

All goods are either in stock or on order. By Car: From M1 South, Junction 29, follow A617 to Chesterfield then A61 to Sheffield. From M1 North, Junction 33, follow Parkway then A61 Chesterfield Road. By Bus: From Midland Station/Transport Interchange catch No 53 (Lowdges) bus to Albert Road (approximately 2 miles).

**PRICE PROMISE**

We guarantee the price of our forthcoming releases for Locomotives, coaches and wagons to be at least 15-25% less than the RRP at the time of release. We also offer large discounts on many of our railway accessory ranges.

We continually monitor other retailers to ensure that our prices are always competitive.

**JUST LOOK FOR THE** **Colour coding:****No DCC****DCC READY****DCC Fitted/Sound****PLEASE NOTE:**

All items currently in stock are despatched immediately.

Forthcoming releases will be despatched immediately upon release.

If your order contains both current items and forthcoming releases then these will be despatched separately and subject to separate delivery charges.



## DAPOL AT BARGAIN PRICES

N GAUGE OO GAUGE O GAUGE

### GOLD STAR STOCKISTS FULL RANGE STOCKED

Call us or see our website for  
more details and bargain prices

## ESU Loksound AT BARGAIN PRICES

V4.0 Steam Sound Decoder with Speaker	Classes A4 Pacific, A1/A2 Pacific, A1 Pacific 'Tornado', GWR Pannier 57xx, GWR Manor 78xx, BR/LMS Mogul, 4MT Tank, Jubilee, BR/LMS Fairburn, Ivatt Class 4, 3F Jinty, Bulleid Pacific	£94.50
V4.0 Diesel Sound Decoder with Speaker	Classes 03/08/20/24/25/31/37/40/43 HST/44/45 47/50/52/55/57/66/67/108 DMU/158 Sprinter	£94.50
DCCSFIT	Fitting service for all OO gauge Steam Classes	£25.00
DCCDIFT	Fitting service for all OO gauge Diesel Classes	£20.00

All sound decoders are available with either 8 or 21 pin connectors, several of the steam decoders are suitable for use in other locomotives. See our website for more details.

50010	ECosBoost ext. Booster 4A DCC/MOT/SX/mfx	£197.50
50011	ECosBoost ext. Booster 8A DCC/MOT/SX/mfx	£369.50
50111	ECosControl Radio Handset & Base Station	£241.50
50200	ECosCommand Station (2nd Gen) 15-21V & Colour Touchpad	£499.99
50300	Navigator Digital System Wireless IR Handset & Base Station	£258.50

## DECODER FITTING SERVICES

DCCFIT6	DCC Decoder fitting service for N gauge 6 pin DCC Ready locomotives	£29.50
DCCFIT8	DCC Decoder fitting service for OO gauge 8 pin DCC Ready locomotives	£29.50
DCCFIT21	DCC Decoder fitting service for OO gauge 21 pin DCC Ready locomotives	£29.50

The charges for our fitting services are inclusive of the cost of the decoder which will either be a Hornby 4 or Bachmann 3 function decoder chosen at our discretion.

## HELJAN AT BARGAIN PRICES

OO GAUGE O GAUGE

**FULL RANGE STOCKED**  
Call us or see our website for  
more details and bargain prices



## PHONE/ORDER HOTLINE

**(0114) 2551436**

Open 9:00am - 5:00pm

24 Hr Answerphone service for orders



## GAUGEMASTER AT BARGAIN PRICES

DCP-CB12D	DCC Concepts Cobalt Digital Slow Action Point Motor (12)	£179.50
DCP152	DCC Concepts Cobalt Slow Action Point Motor (12 Pack)	£165.50
DCC01	Prodigy Express Package	£119.95
DCC02	Prodigy Advance Package	£209.50
DCC03	Prodigy Advance 2 Wireless Starter Set	£359.50
DCC13	Prodigy Advance 2 Wireless Walkaround	£144.50
DCC14	Prodigy Advance 2 Backlit Walkaround	£99.00
DCC23	6 Pin N Gauge Plug-in Decoder	£21.00
DCC27	OMNI 21 & 8 Pin Decoder	£15.95
DCC30	Accessory Decoder	£45.50
DCC40	Auto Reverse Module	£31.50
DCC51	Prodigy Wireless Conversion Set	£199.50
DCC55	Prodigy Advance Wired Computer Interface Cable	£40.50
Model D	Twin Track Controller	£67.50
Model Q	Four Track Controller	£124.50
PM1	Point Motor with Accessory Switch	£4.00
PM2	Point Motor	£3.50
PM4	Point Motor Self Latching with Switch	£4.95
100M1	Single Power Controller	£67.95

## PECO AT BARGAIN PRICES

**FULL RANGE STOCKED**  
All Gauges Track and Accessories  
Call us or see our website for  
more details and bargain prices

## DJ MODELS AT BARGAIN PRICES

Advance Orders Now Being Taken  
for the new DJ Models Range  
All Gauges Track and Accessories  
Call us or see our website for  
more details and bargain prices

# ALSO STOCKED AT BARGAIN PRICES

In addition to full ranges from all the manufacturers featured here we also offer full ranges from:



**WOODLAND SCENICS**  
The World Leader in Model Scenery



and many more. If you can't find the product you are looking for on our website then  
please contact us and we can order it in for you.

Check out our **ebay** stores to see what discontinued and rare items we have on offer and  
for your chance to pick up a second-hand bargain today.

Visit: <http://stores.ebay.co.uk/Rails-Of-Sheffield>

Visit: <http://stores.ebay.co.uk/The-Rails-of-Sheffield-Vault>

**MODEL RAILWAYS BUY – SELL – EXCHANGE ANY GAUGE ANY AGE TOP PRICES PAID**

**<https://railsofsheffield.com>**



OFFICIAL HORNBY  
COLLECTORS CENTRE

Est 1975

FOR MORE SPECIAL OFFERS AND UP TO THE  
MINUTE RELEASES VISIT OUR WEBSITE

TELEPHONE/ORDER  
HOTLINE

(0114) 2551436

Open 9:00 am - 5:00 pm  
24 Hr Answerphone service for orders



RAILS OF SHEFFIELD

SHOP OPENING HOURS:

9:30 am - 5:00 pm

Monday - Saturday

Free parking outside the door!

# WANTED

## CASH OR PART EXCHANGE

We urgently require collections of any size featuring products from the following manufacturers:



We are always on the lookout for all types of kit built models including Pro-Scale, Nu-Cast, Golden Age Models, Silver Fox Models, Comet Models, David Andrews and Japanese/Korean Brass in addition to all manufacturers above.

Please do contact us if you are at all unsure as to whether we would be interested in your collection.

We value your used models very highly and will pay top prices for all items offered.

We provide a fast, professional and friendly service from our family run business.

Distance is no object and anything is considered.

Please telephone us on 01142 551436, email [secondhand@railsofsheffield.com](mailto:secondhand@railsofsheffield.com), fax us on 01142 555982 or post your lists to the address at the bottom of the page, all enquiries answered.

RAILS OF SHEFFIELD, 21/29 CHESTERFIELD ROAD, SHEFFIELD, S8 0RL. TEL(0114) 255 1436, 8 LINES. FAX (0114) 255 5982  
PHONE/FAX/24 HR ANSWERPHONE FOR ORDERS OUTSIDE SHOP HOURS. EMAIL: [info@railsofsheffield.com](mailto:info@railsofsheffield.com) WEBSITE: <https://railsofsheffield.com> (E & OE)



DCCconcepts are proud to present **zen** Decoders.

**zen** is a new decoder range with a personality all its own. **zen** features unique design, great performance and it has an "installability" that is something special.

Decoders are all too often designed by engineers to suit engineers... Lots of features that are never used, dozens of light options and functions that are just not needed, too many wires, just too big to fit easily...

The list goes on and on - and it became very clear to us as we talked to modellers around the world that some issues were ignored and that is a problem because all model trains are not the same at all.

Some prototypes, made to a smaller loading gauge than the USA and parts of Europe, give modellers a real headache when the time comes for them to choose and install a decoder.

We wondered... Why does nobody think about the end user?

So... we did. We ignored convention, looking across problems not at them. We looked at need not want... and we enjoyed doing it. The name we chose just seemed to match our approach so well...

**zen** Is a range of 7 totally new DCC decoder designs that include the worlds smallest direct plug decoder, a totally universal micro 6-pin, as versatile 21 + 8-pin plus the smallest "Big decoder" there is...

**zen** Buddha has huge power handling but is small in size, It has 6 functions and a 3Amp motor drive, plus 3 different forms of protection.

**zen** Decoders all have multiple installation options - so one decoder fits many loco types. The range has choices for every common scale too!

**zen** Decoders are packed with an all-new Slim and very powerful Stay-Alive™ that is four times stronger and yet it is also both smaller and thinner than others for easy installation! (also sold separately in packs of 3)

We love **zen**. We hope you do too!

thinking outside the square


**dccconcepts**

# zen

By DCCconcepts

Unique performance, real usability

## zen nano



Decoders that **WILL** fit every locomotive...

**zen** N218 has 8 pin and 21pin 21MTC ability.

**zen** N668 is 6P direct & also includes 6pin to 6 pin & 8 pin to 8pin harness for complete installation flexibility



**zen** 360 Direct

14.2 x 12.5 x 3.5mm



**zen** 218

22 x 16 x 4.5mm



**zen** N6D

13.5 x 8.5 x 3mm



**zen** N668

13.5 x 8.5 x 3mm



The Zen DCC decoder range and all other DCCconcepts products are distributed worldwide by DCCconcepts Pty Ltd.  
3/13 Lionel Street, Naval Base WA 6165 Australia . Ph. 61 8 9437 2470 Fax. 61 8 9437 2471 www.dccconcepts.com  
DCCconcepts welcomes Retailer and Distributor enquiries. DCCconcepts products are distributed throughout the United Kingdom by Gaugemaster Controls Ltd., Ford Rd, Arundel Ph. +44 1903 884488 www.gaugemaster.com





# The ultimate digital crafting website!



**20% OFF**  
your first order  
when you join our mailing list

Print your own decals  
Easily customise your models  
using our water-slide decal  
paper for inkjet or laser printers.

for ideas and lots of inspiration visit us at  
[www.craftycomputerpaper.co.uk](http://www.craftycomputerpaper.co.uk)

## JANUARY OFFERS!




LS002



LS006



LS005



Willow Tree (Hand Twisted)  
Minimum of **10%** discount

### Selected Large Scale Trees - £10 Off!

LS002 - Copper Beech  
Height: 350mm  
~~£30.00~~ £20.00

LS006 - Sycamore Tree  
Height: 350mm  
~~£25.00~~ £15.00

LS005 - Ash Tree  
Height: 350mm  
~~£25.00~~ £15.00



Flexi-Hedge 300mm long  
15mm high ~~£2.50~~ £2.25  
20mm high ~~£2.75~~ £2.45  
30mm high ~~£3.00~~ £2.70  
Minimum of **10%**  
Discount



All cork granules **50% off**  
250ml ~~£2.00~~ £1.00  
500ml ~~£4.00~~ £2.00  
1litre ~~£7.50~~ £3.75

55mm Tall	<del>£7.00</del> £6.30
65mm Tall	<del>£8.00</del> £7.20
80mm Tall	<del>£9.00</del> £8.10
105mm Tall	<del>£11.50</del> £10.35
135mm Tall	<del>£13.75</del> £12.35
150mm Tall	<del>£17.50</del> £13.00

See us at: Stafford Railway Circle  
31st January 10am to 5pm  
1st February 2015 10am to 4.30pm  
at Stafford County Showground

W: [themodeltreeshop.co.uk](http://themodeltreeshop.co.uk) E: [sales@themodeltreeshop.co.uk](mailto:sales@themodeltreeshop.co.uk) T: 01890 819 021  
The Model Tree Shop, 4 David Hume View, Chirnside, Scottish Borders, TD11 3SX  
These offers run from the 1st January until 31st January 2015 (or stocks run out)

My Hermes from  
£4.95 P&P  
First Class  
from £6.95 P&P





# ANCORTON® MODELS


[www.ancortonmodels.com](http://www.ancortonmodels.com)

## NEW PRODUCTS

**N gauge narrow boats,  
fully finished models**



**N3-NB1 Industrial narrow boat with coal load - £15.00**



**N3-NB2 Industrial narrow boat with tarpaulin- £15.00**



**N3-NB3 Leisure narrow boat "Annabelle" - £20.00**



**OOFH1 - Country house with porch and outbuilding kit £19.75**

**Laser cut wood kit  
OO scale**

To see the full range of Ancorton® Models' products, visit [www.ancortonmodels.com](http://www.ancortonmodels.com)



TELEPHONE: 01244 400930

**CHESTER MODEL CENTRE**

71 - 73 BRIDGE STREET ROW (East) CH1 1NW



**NOW FULLY STOCKED ON 2 FLOORS OPEN 7 DAYS A WEEK**



**Opening Times for December**

Monday, Tuesday, Wednesday, Friday 10am - 6pm

Saturday 9am - 6pm Thursday 10am - 8pm Sunday 11am - 5pm



The Model Shop For The North West and North Wales

[www.chestermodelcentre.com](http://www.chestermodelcentre.com)

[shop@chestermodelcentre.com](mailto:shop@chestermodelcentre.com)





# DCC Supplies

Excellence in model control

**E-Mail:** [info@dccsupplies.com](mailto:info@dccsupplies.com) **Website:** [www.dccsupplies.com](http://www.dccsupplies.com)  
**Telephone:** 0845 224 1601 **OR** 01905 621 999

- We take the time to find the product for you.
- Our own range of innovative products.
- We stock everything you will need.
- DCC installations for any gauge.
- Expert friendly customer support.
- Informative DCC workshops.
- Teaching you the facts since 2006.
- Visit us at our shop and try the demo facilities.

## Shop Opening Times:

Mon - Wed 10am - 6pm  
 Thursday 12pm - 6pm  
 Friday 10am - 5pm  
 Saturday 10am - 4pm  
 Visitors Welcome.

## Phone Opening Times:

Mon - Thurs 10am - 6pm  
 Friday 10am - 5pm



The  
Complete  
Digital  
Service

# gamesontrack

- GPS location of Locomotives - Draws Layout
- Simple automation - No need to cut track
- Control from PC, Smartphone or DCC handset
- Add wireless control to your existing DCC equipment



For more info visit: [dccsupplies.com/GOT](http://dccsupplies.com/GOT)

# Redutex

Bring realism to your layout  
 Natural finish  
 N - OO - O scale  
 self-adhesive  
 3D 'look and feel' effect sheet.  
 Easy to cut, Easy to Fit.



Check the website for more details

Unit 17A, Top Barn Business Centre, Holt Heath, Worcestershire, WR6 6NH



Buy Online: [www.sylmasta.com](http://www.sylmasta.com)


Adhesives, Modelling Materials & Tools

## Superglue Bonding Kit

- Thin:** Very fine gaps and hairline cracks
- Medium:** General purpose bonding
- Thick:** Gap-filling and accurate bonding
- 4 x Nozzles:** Precision nozzles for pin-point application
- Activator:** For instant curing

**£18.00**  
+P&P

### Precision Nozzle



## Universal Bench Holder

For holding odd shapes & smaller components while working

**£17.50**  
+P&P



## Precision Angle Sander

"Perfect for sanding angles on plastic profiles & Plastikard"

- Sand wood, plastic & metal at precise angles
- 40mm sanding depth
- With 3 spare bands
- Made in Britain

**£14.10**  
+P&P



## Casting Kit for resin casting



**ONLY £35.40**  
+P&P

Resin & Rubber also available in large pack sizes

Buy online at [www.sylmasta.com](http://www.sylmasta.com) or phone +44 (0)1444 831459

Email: [sales@sylmasta.com](mailto:sales@sylmasta.com) Sylmasta delivers **WORLDWIDE**





## AC Models

Tel: 02380 610100

[www.acmodelseastleigh.co.uk](http://www.acmodelseastleigh.co.uk)



Your one stop shop for the model enthusiast, selling brand new and near-new model trains, slotcars, sets and diecast toys at very special prices direct from our website or our shop in Eastleigh. We stock Hornby, Bachmann, Airfix, Scalextric, Lilliput, Spectrum etc and much more.

*Closed on Wednesdays*

**Gift vouchers available**

**WE HAVE EXPANDED TO NO9 HIGH STREET**

*New Radio Control Department,*

*Spares Department and Games Workshop now at No.7*

[www.acmodelssparses.co.uk](http://www.acmodelssparses.co.uk)

7 High Street, Eastleigh, Hants, SO50 5LB

email: [info@acmodelseastleigh.co.uk](mailto:info@acmodelseastleigh.co.uk)

## YouChoos DCC Sound

**LET'S MAKE SOME NOISE!**

...with the biggest range of authentic British sounds on the best decoders



Did you know, we also make lamps, lighting, connectors and lots more?



**0844 7725052**

[www.YouChoos.co.uk](http://www.YouChoos.co.uk)

[john@youchoos.co.uk](mailto:john@youchoos.co.uk)



**NEW**

# BALLAST BONDS IN A FLASH

*For easy bonding of railway ballast & scatters.  
Ready to use. Rapid spreading.  
Clear matt finish*

- Instant wetting & spreading action
- Application does not disturb the ballast
- Safe to use
- Efficient for large areas, fixing coal, creating piles etc
- Non greening & biocide protected



R.R.P. £ 5.00

AC20  
Roket Glue Tips  
perfect for fine  
application of  
Ballast Bond



Distributed to all good model shops by Gaugemaster Controls Ltd.  
Tel: 01903 884488 [www.gaugemaster.com](http://www.gaugemaster.com)



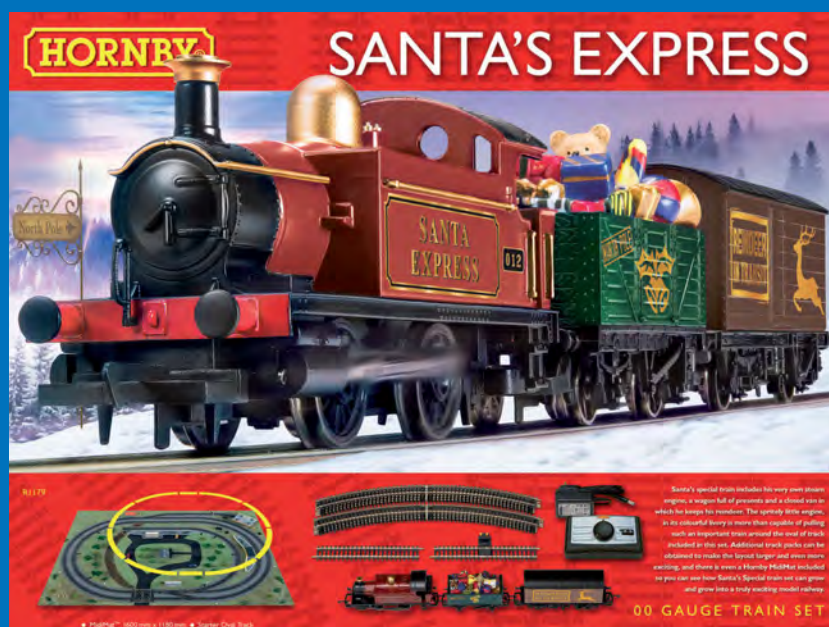
In case of difficulty  
scan/order on-line  
[www.deluxematerials.co.uk](http://www.deluxematerials.co.uk)  
Freephone: 0800 298 5121



[www.deluxematerials.com](http://www.deluxematerials.com)



**Perfect presents to add to a perfect present!**



**R1179**  
Santa's Express  
Train Set


**R8221**  
Track Pack A



**R8222**  
Track Pack B



**R9739**  
NER Station  
Building



**R9776** Signal Box

**R9735** NER Platform Shelter  
and Store



**Perfect present suggestions.  
Making Christmas even more special!**

**Available from:**

**[www.locomotionmodels.com](http://www.locomotionmodels.com)** the NRM's on-line model shop  
or the **Locomotion** museum shop in Shildon **Tel: 01388 771439**





# QUALITY BRASS MODELS - BEAUTIFULLY DETAILED & PAINTED IN GAUGES OO, O & 1



LNER OO Gauge  
Coronation



LNER OO Gauge  
Silver Jubilee



LNER OO Gauge  
Dynamometer Car &  
Flying Scotsman Set

Please visit our website for full details, other names, gauges and liveries available:

[www.goldenagemodels.net](http://www.goldenagemodels.net)

P O Box 888, Swanage, Dorset, BH19 9AE Tel: 01929 480210



CLYDE PUFFER COASTER FREIGHTER SHIP £99.85

#### BOATS AND SHIPS

68ft Clyde Puffer-full hull-empty cargo hold	£112.75
68ft Clyde Puffer-Waterline version (resin)	£99.85
Marine Winch	£13.90
Rowing Boats & Mooring Post	£8.50
37' 6" Rother Class Life Boat - Full Hull	£67.00
37'6 Rother Class Lifeboat waterline	£47.95
105' Paddle Steamer 'Hibernia'	£121.20
58ft Flat Bottomed Barge	£24.15
44ft Canal/River Tug	£43.60
76ft River freight Vessel	£58.75
40ft Traditional Dutch Fishing Boat *	£43.60
52ft Harbour/River Launch	£43.60

#### O SCALE 'BURNING' OIL DRUM (GLOWING LED) £5.40 TRAWLER FISHING FIGURES £7.80



Gardeners, digging/watering/sweeping	£7.80
Gardeners, Lawnmower/Barrow/lawnroller	£8.25
Mum/Baby & Child on Rocking Horse	£7.20
Washing Line, Clothes & Figure 1830/50's	£5.70
Washing line, clothes & figure Victorian	£5.70
Pole Lathe & Worker (woodworking)	£8.40
3 Farm Vehicle figures	£7.80
2 Foresters with crosscut saw & sawhorse	£7.00
Workmen & tools(axe,sledgehammer,pick)	£7.80
Blacksmith with Anvil & sundry tools	£7.30
Woman & Mangle 1940/50's	£5.20
3 assorted Draymen	£7.80
6 Victorian/Edwardian Children	£8.25
Loco Crew Engine Driver & Fireman	£5.70
3 50's Women standing/shopping	£7.80
3 Vic/Edw Women standing shopping	£8.10
3 Trawlermen Figures (fishing boat)	£7.80

58ft Fishing Trawler-Waterline	£55.15
58ft Fishing Trawler Full Hull	£61.45
70ft Small Oil Tanker	£43.60
Narrowgauge Train/Road Transport ferry	£76.45
44ft fishing boat*Shrimp Cutter- waterline	£54.50
44ft fishing boat full hull	£61.45
18th century sailing ship	£141.85
30ft Sailing Yacht inc Full hull & waterline	£21.75
62ft Harbour/River Tug	£53.40
Large Train Ferry (OO/HO track)	£70.35
European freight ship*	£75.35
Passenger Ship	£65.40
Fire Tender Boat 'Essen' *	£54.50
2 Small Fishing Boats	£5.45
Small Sailing Boat/Dingy	£10.80



SENTINAL STEAM LORRY CIRC 1912 ONWARDS £27.10  
TRANSFERS WYNNS £6.20 (ENOUGH FOR 5 LORRIES)

3 Working Women, scrubbing, mopping	£7.80
In Bad Taste-ladies of the night & punter	£9.40
3 seated Women	£7.80
3 seated Men	£7.80
3 Shopkeepers	£7.80
3 Municipal/council workers & dustbin	£8.35
Coalman Figure, scales & folded sacks	£3.80
Assorted Sheep & Lambs	£8.25
Assorted Pigs & Piglets	£8.25
Wild Animals	£7.80
Wild Birds	£7.35
Waterfowl (Swans & Ducks)	£8.10
Assorted Gravestones	£9.25
Assorted Tombstones	£9.00
6 Assorted Cats	£5.45
6 Assorted Ducks	£5.45
6 Assorted Seagulls	£6.00
Village Cross / War Memorial	£5.80
6 Assorted Dogs	£5.80
6 Large Sacks, coal/flour/potato etc	£5.60
4 Metal (corrugated) Dustbins and lids	£5.60
Rowing Boat & rowing figure	£11.65
Rowing Boat & Fisherman	£11.65
Street Lamp-square Globe (illuminated kit)	£6.30
Station lamp-hexagonal globe(working kit)	£6.85
Street lamp sq globe Vari height (work kit)	£7.30
6 Coal Sacks	£5.60
illuminated kit 'Burning Oil Drum'	£5.40
illuminated kit 'AA Hotel' Wall Lamp	£5.50
illuminated kit 'RAC Hotel' Wall Lamp	£5.50
illuminated kit 'Police' Wall Lamp	£5.50

#### Colour Catalogues Inc. post

OO, 009 (1/76th).....£6  
N Catalogue (1/148th).....£5  
O Catalogue (1/43rd).....£4

Mail Order By Return P&P £4, over £40 POST FREE.  
Unpainted metal kits - glue with epoxy glue (£5.75)



O SCALE Horse Drawn Brewery Wagon £16.35.

Wishing well and Dove cote	£4.60
8 Police/traffic wardens/school Xing figs	£6.55
Crazy Golf/course set- figures, flags etc	£22.15
4 Platform double bench seats	£4.05
10 pieces of platform luggage	£4.05
4 15' Platform canopy pillars	£4.85
4 x 12' Platform Canopy Pillars	£4.85
8 x small station canopy brackets	£4.85
10 Geese & Turkeys	£5.55
Beach Set Inc figs, lilo's sandcastle's etc	£7.80
3 Assorted Donkeys & Rider	£7.20



'N SCALE' 5 X PILLAR BOXES £3.40  
PORTABLE ENGINE FOR FARMS £12.15

Leyland Beaver flatbed lorry 1949-70's	£8.00
Leyland Beaver 3 way Tipper 1949-70's	£8.20
Coal cart - horse drawn	£5.80
Brewery Dray - horse drawn	£5.95
Railway Delivery lorry 5 ton 2 horse	£5.95
Ruston Bucyrus198B face shovel '37-55	£15.20
19-RB dragline/clam bucket/demo '37-55	£22.55
AEC Mercury Tractor & low loader 50's	£9.15
AEC Mercury tractor & flatbed trailer 50's	£8.00
Leyland Beaver & low loader 1947	£8.20
AEC Marshall/Mammoth Major flatbed	£9.15
22-RB Face Shovel Crane 55onwards	£15.25
22-RB Dragline/Demolition Crane '55 on	£22.60
22-RB Lattice Crane & Fly Jib '55on	£23.85
225hp Bulldozer Circ 1960's	£12.15
Preistman Hydraulic Excavator	£15.20
Barber Green Aggregate Loader	£12.75



166 Three Bridges Road, Crawley, Sussex, RH10 1LE

Tel: 01293 516329 Fax: 01293 403955 [www.langleymodels.co.uk](http://www.langleymodels.co.uk)



Wide lock gates £22.30, 72ft Holiday Boat £35.80, 72ft working  
Narrowboat £31.70 hundreds of other kits are in our OO catalogue  
Wheelchairs £5.10

TV Aerials/weather vanes	£10.70
Cub Scouts camping 1930on figs&tents	£11.25
10ft Atlantic Canvas Scout Tent	£5.20
1960's onwards Cub / Scouts on Parade	£7.30
Pre 1950's Cub/Scout on Parade	£7.30
1960's on Cubs/Scouts & Flag Bearers	£7.30
pre 50's Cub/Scouts & flag bearers	£7.30
8 assorted Sailors	£6.55
3 Council Workers and Hand Cart	£7.20
10 Seated Spectators	£6.90
6 Ass Boilermakers/loco repair figs	£5.30

Austin LD Ambulance	£6.30
Leyland 8 wheel Bulk Tanker	£9.60
AEC 8 wheel Bulk Tanker	£9.60
Burrell Showman's Traction Engine	£13.25
Burrell Road Traction Engine	£11.85
Garvie Threshing Machine	£13.20
Atkinson Tractor Unit	£7.30
Atkinson Ballast Box & Generator	£8.55
Task 35-40 ton Low Loader beaver tail	£8.30
AA Motorcycle & Sidecar and riding fig	£4.10
RAC Motorcycle & Sidecar incl transfers	£4.10
Painted Loading Gauge	£5.20
Painted Yard Crane	£7.15
Painted Telephone box x 1	£4.20
Painted Pillar Boxes 2 off	£4.60
Painted Police Telephone box	£3.90
Painted AA Box	£3.90
Painted Ballast Boxes (2 wooden boxes)	£5.35
Painted trackside relay boxes	£5.25
Painted War Memorial	£5.95
Painted 2 Plain Horses (unharnessed)	£5.85
Painted Loco Crew	£3.90
Painted Swans & Ducks x 4 each	£6.30
Painted Washing Line & Figure	£9.95
Painted Wild Animals	£6.85
Painted Assorted Seagulls x 8	£6.45
Painted Dogs 6 off	£6.30
Painted 6 x Pigs	£6.00
Painted Sheep 8off	£6.40
Painted Chickens 10 off	£6.40
Painted Funeral Scene	£9.15



## EASY 5 STEP PROCESS



**1. Contact us with your list of items**  
(email, post, or phone)



**2. Our experts review your list & make a valuation**



**3. Either send us your items or we arrange collection**



**4. We check them & confirm the offer**



**5. We make a payment to you**  
(cash, bank transfer, cheque or store credit\*)

\*We are able to offer a higher valuation if you choose store credit

## Some examples of what we've purchased before . . .



Hornby Streamlined Coronation 4-6-2



Bachmann Limited Edition Class 20



Wrenn LNER Class A4 4-6-2

Phone opening times  
Mon to Thu **7am-9pm**  
Fri & Sat **8am-6pm**  
Sun **9am-5pm**

**0151 733 3655**  
**preowned@ehattons.com**

**WE PURCHASE ALL**



*Electrotren*





# TODAY

and locos & rolling stock

[ehattons.com/preowned](http://ehattons.com/preowned)  
[preowned@ehattons.com](mailto:preowned@ehattons.com)



## WHY CHOOSE HATTON'S?

Over 65 years of experience  
Offering you the best prices in the industry  
Valuations made by experts  
Free quotes with no obligation to trade  
We can collect  
No collection too big or too small  
Fast, secure payment  
Store credit available



Kit-built LNWR Claughton 4-6-0



Corgi, EFE & Oxford Diecast



Coaches, Rolling stock & Accessories

... all available to buy online at [ehattons.com/latestpreowned](http://ehattons.com/latestpreowned)

## BRANDS, INCLUDING



Shop opening times

Mon to Sat 8am-6pm

Sun 10am-4pm

364-368 Smithdown Road  
Liverpool, L15 5AN



## The Right Track DVD Series

Comprehensive Guides to Railway Modelling


### New release... Right Track 19 - Layout Planning and Design

A well-designed layout makes all the difference between a mere collection of rolling stock and a fascinating and enjoyable model railway.

In this 2 hrs 24 mins DVD, Paul Lunn and Paul Marshall-Potter show how they use their practical design and building skills to create realistic layouts - right through from first thoughts to completed layout.

#### Subjects include:

- Developing Track Plans
- From 2D plan to 3D model
- View Blocking • Perspective
- Use of mock-ups
- A Country Station
- An Aggregate Works
- The Wharfedale Road Project



This DVD is ideal if you are planning a new layout or want to improve an existing one



Visit our website for other DVDs in the series

Visit: [www.model-railway-dvd.co.uk](http://www.model-railway-dvd.co.uk)  
...or phone: **01476 861 988** with your debit / credit card details



## We are still EXPANDING our range

### CHECK OUT OUR PECO PRICES - BIG PRICE DISCOUNTS

N Gauge, OO Setrack & Streamline, O Gauge, SM-32, G-45 & Gauge 1

#### Sample Prices (see web site for full range)

##### N Gauge (streamline)

**SL-300F** Wood flexi Code 80 Metre £2.65, **SL-395/6** Med Radius £8

##### OO Setrack (full range available)

**ST-221** No 1 Rad. D/Curve £1.99 **ST-226** No 2 Rad. D/Curve £2.25

##### OO Streamline (Code 100 and Code 75)

**SL-100/100F** Wood Flexi Code 100/75 Box 25 ONLY £63.95

**SL-102/102F** Concrete Flexi Code 100/75 Box 25 £63.95/£66.95

**SL-91/1** Small Radius Insul. £8.45 **SL-90** Double Slip £28.45

**SL-95/6** Medium Radius Insul. £9.00 **SL-99** 3-Way Insul. £22.45

**SL-E180** S/Slip (C75) Electro £29.95 **SL-E191** Small Electro £9.95

##### O Streamline

**SL-700BH** 'O' Flexi 1 metre £6.00 **SL-E791/2** Med Rad. £37.95

##### OO Lineside, Lectors & Individulay

**LK-56** Insp Pit £6.20, **LK-55** T/Table £38.95, **SL-43** Loco lift £10.95

**PL-10/E** Motor £5.45, **PL-11** Motor £7.95, **PL-71** Service Kit £16.75

### Build your own C&L track?

We supply 'easy to build' Turnouts Kits. Ideal for beginners.

Parts 'ready made' - just glue kit together for prototypical looking turnout.

Full range including D/Slips & 3 Way in OO, EM, P4 & O.

**NEW - 2mm f/scale.** Build your own flexi or turnouts A5/B6/B8/Diamond

Visit our Shop at:  
Aran Lodge, Severn Rd.  
Hallen, BRISTOL, BS10 7RZ  
Mon - Thursday 9am - 4pm

#### C&L Finescale Modelling

[www.finescale.org.uk](http://www.finescale.org.uk) Tel: 01179 505 470

## SPECIAL OFFER

### EVERLASTING ILLUSTRATED CATALOGUES

#### LIMITED PERIOD UP TO £5 OFF

All the quoted prices include the Catalogue offers and the appropriate packing & postage

#### PRICE LIST ONLY

FREE off our website or send a cheque/PO payable to

**FOX TRANSFERS LTD**

UK £1.90

Europe £4.60

Outside Europe £5.50

MasterCard VISA Electron JCB



### TRANSFERS AND ETCHED PLATES

[www.fox-transfers.co.uk](http://www.fox-transfers.co.uk)

All three volumes of the 4mm/00 Heritage Pre-1968 Everlasting Illustrated Catalogue PLUS the Steam Loco Nameplate list PLUS a copy of the latest 4mm/00 Descriptive Price List  
**Ref FC4HSO for 4mm/00 Heritage - £5 OFF**  
UK INLAND First Class Mail • Was £21.90 - Now £16.90  
EUROPE Airmail • Was £24.50 - Now £19.50  
OUTSIDE EUROPE Airmail • Was £29.50 - Now £24.50

Both volumes of the 4mm/00 Modern Post-1968 Everlasting Illustrated Catalogue PLUS the Diesel and Electric Loco Nameplate list PLUS a copy of the latest 4mm/00 Descriptive Price List  
**Ref FC4MSO for 4mm/00 Modern - £4 OFF**  
UK INLAND First Class Mail • Was £17.20 - Now £13.20  
EUROPE Airmail • Was £19.20 - Now £15.20  
OUTSIDE EUROPE Airmail • Was £23.20 - Now £19.20

1 volume of the 1:76 scale BUS AND ROAD VEHICLE Everlasting Illustrated Catalogues PLUS a copy of the latest Descriptive Price List  
**Ref FC4B for 1:76 SCALE - £2 OFF**  
UK INLAND First Class Mail • Was £9.45 - Now £7.45  
EUROPE Airmail • Was £9.90 - Now £7.90  
OUTSIDE EUROPE Airmail • Was £11.25 - Now £9.25

All three volumes of the 7mm/0 Combined Eras Everlasting Illustrated Catalogues PLUS a copy of the latest 7mm/0 Descriptive Price List of transfers and etched plates  
**Ref FC7FSO for 7mm/0 - £5 OFF**  
UK INLAND First Class Mail • Was £19.50 - Now £14.50  
EUROPE Airmail • Was £21.50 - Now £16.50  
OUTSIDE EUROPE Airmail • Was £23.90 - Now £18.90

2 volumes of the 2mm/N Combined Eras Everlasting Illustrated Catalogues PLUS a copy of the latest 2mm/N Descriptive Price List of transfers and etched plates  
**Ref FC2FSO for 2mm/N - £2 OFF**  
UK INLAND First Class Mail • Was £14.50 - Now £12.50  
EUROPE Airmail • Was £17.00 - Now £15.00  
OUTSIDE EUROPE Airmail • Was £20.00 - Now £18.00

**CALLERS BY APPOINTMENT ONLY**  
FOX TRANSFERS LTD, DEPT BRM, 4 HILL LANE CLOSE  
MARKFIELD INDUSTRIAL ESTATE, MARKFIELD,  
LEICESTERSHIRE LE67 9PN ENGLAND  
TEL +44 (0)1530 245618  
LOW COST FOR UK LANDLINES 0844 815 9711

EMAIL [sales@fox-transfers.co.uk](mailto:sales@fox-transfers.co.uk)  
or visit our **NEW** website

## www.GoldenValleyHobbies

### Proses Railway Accessories



#### Timber & Rod Cutter for Model Makers



Available from all good Model Shops. Check our website for stockists, or ask your favourite shop to contact us to order them today! Trade Enquiries Welcome





Edward James  
COLLECTABLES


# WANTED

Unwanted, Used or Un-used Model Railways,  
Slot Car, Diecast, Etc.  
Any Gauge, Any Age  
British, Continental or US Outline  
Any Manufacture  
Boxed or Unboxed  
**ANYTHING CONSIDERED**

- 20+ Years Experience
- Competitive Quotes
- Distance No Object
- Immediate Settlement
- We pay for Collection or Postage Costs

CONTACT Brian Burdon @ Edward James Collectables  
Home (0114) 2489940 Mobile (07780) 776682  
Email [edjamcollectable@aol.com](mailto:edjamcollectable@aol.com)  
42 Bryony Close, Killamarsh, Sheffield, S21 1TF

# Traintronics



These can be assembled to order



2 Aspect Red/Green  
2 Aspect Yellow/Green  
3 Aspect Red/Yellow/Green  
3 Aspect Yellow/Green/Yellow  
4 Aspect Red/Yellow/Green/Yellow  
2 Aspect Red/Green with feather left  
2 Aspect Red/Green with feather right  
3 Aspect Red/Yellow/Green with feather left  
3 Aspect Red/Yellow/Green with feather right  
4 Aspect with feather left  
4 Aspect with feather right  
Modern style 4 track width gantry kit  
Steam Era 4 track width gantry kit  
2 Aspect Red/Green N Gauge  
3 Aspect Red/Yellow/Green N Gauge  
4 Aspect Red/Yellow/Green/Yellow N Gauge  
4 Aspect Red/Yellow/Green/Yellow Head Only N Gauge  
Modern style 4 track width N gauge gantry kit  
Signal heads are extra\*  
DCC Motor driven slow action point motor  
DCC Colour lights signal board up to 4 aspect with feather  
DCC Block occupancy board

Analogue/DC	Digital/DCC
TT102 £14.50	TT122 £24.50
TT103 £14.50	TT123 £24.50
TT104 £16.50	TT124 £26.50
TT105 £16.50	TT125 £26.50
TT107 £18.50	TT127 £28.50
TT110 £24.99	TT130 £34.99
TT111 £24.99	TT131 £34.99
TT112 £26.99	TT132 £36.99
TT113 £26.99	TT133 £36.99
TT114 £28.99	TT134 £38.99
TT115 £28.99	TT135 £38.99
TT180 £32.50	
TT181 £20.00	
TT202 £14.50	TT222 £24.50
TT204 £16.50	TT224 £26.50
TT207 £18.50	TT227 £28.50
TT252 £16.99	TT262 £26.99
TT280 £27.50	
TT300 £22.50	
TT301 £12.25	
TT302 £10.95	

10% off if you quote BRM, offer ends end of Jan



**TT 300**  
slow motion  
point motor,  
DCC & DC  
£22.50

- Built-in DCC decoder has the following features
- Fully compliant with NMRA Standards and Recommended Practices
- Automatically switches to non-DCC mode (if supplied with DC)
- Multiple addresses can be programmed - allows route setting with groups of TT300s, up to 48
- Main address range from 1 to 2044
- Auxiliary "control" input - allows remote operation, bypassing DCC commands
- Point addresses, and operating modes, are fully programmable
- Programmable either from DCC programmer or "in situ" whilst connected to layout
- All NMRA-recommended programming modes supported

## TRAINTRONICS

329-331 HOLDENHURST ROAD, BOURNEMOUTH, BH8 8BT UK  
CALL: 01202 309872 OR EMAIL: [info@traintronics.co.uk](mailto:info@traintronics.co.uk)

## GC WEATHERING

"Its the little things we do"



With over 25 years experience of Airbrush Artwork.  
We are a model locomotive weathering service with a difference.

Using oil paints, pigments, resin, technical pencil, graphite & watercolours we give a unique finish to our complete weathering service.

Our pick n mix is a firm favourite so you can customize your loco whether it is for a basic weathering, with a bit of grime or a full weathering service with a choice of ten customised looks to choose from including:

- Greasy buffers
- Dirty buffers
- Water overspill
- Oil overspill
- Smoke box ash
- Diesel exhaust pigment

"I have just received my N gauge standard class 5MT and class 45 peak locos from GC Weathering. The quality and detail is beyond comparison. Way beyond my expectations. Communications have been fantastic throughout the entire process. I can thoroughly recommend GC Weathering and I'll be going back to them for more stock, without a doubt."

Mr Morton - West Midlands

Is your layout your pride & joy?  
Why not email it over today and show the world...

Tel: 01279 817433 Mob: 07445 161654

Email: [workshop@gclocoweathering.co.uk](mailto:workshop@gclocoweathering.co.uk)

[www.gclocoweathering.co.uk](http://www.gclocoweathering.co.uk)



## Easy sound, lighting & control for all!

**NEW** Fit real sound in your train - only £40!  
Tiny motion controlled sound capsule & battery-no wiring



Works on both DC & DCC! Steam, Diesel, Goods....

**Signal & Point Controllers** DCC only



Any gauge From £17

**Colour Light Signals**  
DC & DCC fitted versions




00 2, 3, 4 Aspect From £8

**NEW** Automatic Coach Lights for any Coach  
Turns on automatically, no pickups, no flicker, From £20



NO wires - fit this lighting strip in seconds!

**Clip-in Buffer Lights & Track Testers**  
DC & DCC N & 00 only £5 each



**Various LFX Effects £15 inc Random, Flashing, Traffic Lights, Crossing, Welding, BBQ**



Available direct from [www.dcpexpress.com](http://www.dcpexpress.com) & model shops  
Order by 3pm for same day First Class despatch



**Train-Tech**  
Model Technology Made Easy

**NEW**  
BROCHURE  
FREE!

01953 457800 / [www.Train-Tech.com](http://www.Train-Tech.com)

£4 UK P&P - but this month quote BRM115 for £2 off postage!

DCP Express  
Bryon Court  
Bow Street  
Great Ellingham  
NR17 1JB, UK





# GraphicAir

Graphic, Design, Art and Modelling Supplies.

## neo for iwata

**5 YEAR WARRANTY**

**NEO TRN2**  
Slide-Feed  
Trigger Airbrush

**TRN1 Gravity feed**  
also available

**NEO CN**  
Gravity Feed Airbrush

**NEO-BCN Suction Feed**  
also available

Gravity or Suction Feed  
Great value airbrushes  
Interchangeable colour cups  
Small & Large Gravity cups  
Trigger action pistol grip  
0.35 or 0.5mm set-up

**MS 09 SCENIC DETAILS COLOURS**  
JITTY AND BACKGROUND  
**WAR ON THE ROAD**

**LIFECOLOR**  
ACRYLIC HOBBY COLOURS

Great effects from LifeColor Scenic Details Colours. Use straight from the bottle to bring your scenery alive!

**MIDDLE EAST ASPHALT**

GraphicAir online  
Unit 1 Levens Hall Park, Lond Lane, Killinghall, Harrogate, HG3 2BG T: +44 (0)1423 522836 F: +44 (0)1423 525656 E: info@graphicair.co.uk  
W: www.graphicair.co.uk

## MINX MICRODRIVES

WE SELL A POINT AND SIGNAL OPERATING SYSTEM THAT IS SIMPLE TO SET UP AND USE BUT WITH SOPHISTICATED FEATURES

- THE ACTUATOR IS THE SAME SIZE AS A LARGE POSTAGE STAMP – FORGET LYING UNDERNEATH THE BASEBOARD EVER AGAIN!
- THE CONTROLLER AUTOMATICALLY MEASURES POINT BLADE TRAVEL AND ALARMS IF THERE IS A FAULT DURING OPERATION
- POINT OPERATION SPEED CAN BE VARIED OVER A WIDE RANGE
- SIGNALS ARE CALIBRATED BETWEEN TOP AND BOTTOM ARM POSITIONS AND THEN THE AMOUNT OF "BOUNCE" VARIED
- 2 SETS OF RELAYS RATED 30VDC @ 5A PROVIDE INTERLOCKING OF POINT & SIGNAL OPERATION, FROG SWITCHING & AUXILIARIES
- REMOTE OPERATION FROM A PANEL AUTOMATICALLY SYNCHRONISES THE SWITCH WITH POINT OR SIGNAL POSITION
- THE SYSTEM OPERATES ON 12 – 24V DC OR AC AND WILL RUN FROM A CAR BATTERY IN THE GARDEN FOR MANY HOURS
- A PLUG-IN DCC DECODER FOR OPERATION FROM YOUR SYSTEM

Our pack contains all you need, with full instructions and circuit diagrams to operate 2 points or signals in any combination.



**£42.50+£5 P & P, DCC DECODER £15+£2 P&P**

PAYMENT - ON LINE BANKING, CREDIT/DEBIT CARD, CHEQUE BY POST  
ORDER BY PHONE - 01932 225568 OR E-MAIL US AT  
minxmicrodrives@hotmail.com

[www.minxmicrodrives.com](http://www.minxmicrodrives.com)

# www.grimytimes.co.uk

WEATHERING SPECIALIST **GRIMY TIMES**

Weathered locos for sale - SEE WEBSITE  
ALL SCALES CATERED FOR RENUMBERING & RENAMING  
Contact Steve Tel: 01925 727436 Mobile: 07921830484  
Email: grimytimes66@yahoo.co.uk (for weathering only)

**EXCEPTIONAL QUALITY & PRICE**

## Sankey Scenics

Over 650 different packs of Quality Signage & Train Packs **NEW ITEMS**

**COACH DESTINATION BOARDS**

**GENERAL ARKWRIGHT'S STORE**  
BLUE-TEAS  
Burfields Junction  
THE RAILWAY  
THE PINES EXPRESS  
MODEL RAILWAY SIGNS

**THE MOST COMPREHENSIVE RANGE OF MODEL SIGNAGE**

Tel: 07565892209

**www.sankeyscenics.co.uk**

# Modellers Mecca

The West Midlands Largest Model Railway Specialist.  
New, Used & Part Exchange.

Large selection of Scenic Materials

Professional Weathering Services

Friendly & Knowledgeable Staff

**Come and Browse Our Extensive Shop, with Knowledgeable and Welcoming Staff at:**

**450 Albion Street**  
**Wall Heath**  
**Kingswinford**  
**West Midlands**  
**DY6 0JP**

**Opening Times:**  
Mon: 09.30 - 14.00  
Tue: 09.30 - 17.30  
Wed: 09.30 - 17.30  
Thur: 09.30 - 14.00  
Fri: 09.30 - 17.30  
Sat: 09.30 - 16.00

**Tel: 01384 278 206**  
**www.modellers-mecca.co.uk**  
Spend Over £50 Online and Get FREE POSTAGE

FOLLOW US ON



# just-tracks

## 4mm Finescale Trackwork



**Handmade Trackwork**  
Layout Design/Construction

**Tel: 01793 881515**

Email: [info@just-tracks.co.uk](mailto:info@just-tracks.co.uk)

**[www.just-tracks.co.uk](http://www.just-tracks.co.uk)**

**HARBURN HAMLET**  
00/HO  
Accessories 'Ready to Place'

**Harburn Hobbies**  
67 Elm Row  
Edinburgh EH7 4AQ  
Tel: 0131 556 3233  
[www.harburns.co.uk](http://www.harburns.co.uk)

Find us on **facebook**

UK P&P please add £3.00 per order

<p>CG230 Two Animal Shelters £8.95</p>	<p>CG229 Feeder &amp; Trough £8.35</p>
<p>CG224 Pigeon Loft £9.50</p>	<p>CG236 Large Shed pitched roof £8.95</p>
<p>CG212 Loose round hay bales (5) £9.50</p>	
<p>CG213 Round Bales stacked £7.95</p>	<p>CG210 Rectangular Hay Bales £5.95</p>
<p>CG209 Loose Bales (5) £5.95</p>	<p>CG238 Hen House £9.95</p>
<p>CG232 (brick) £8.95</p>	<p>CG233 (wood) £8.95</p>
<p>CG252 Allotment with shed £16.75</p>	<p>CG234 Small Shed sloping roof £8.95</p>
<p>CG253 Allotment with hut £16.75</p>	<p>CG235 Small Shed (pitched roof) £8.95</p>
<p>CG250 Vegetable plot £13.25</p>	<p>CG254 Row of green vegetables (2) £7.50</p>
<p>CG268 Hump Bridge £19.95</p>	<p>CG239 Beekeeper and 4 hives on scenic base £17.50</p>

## EXPERIENCE THE ULTIMATE IN CONTROLLER TECHNOLOGY

<p><b>£69</b> PLUS £4.80 P&amp;P</p>	<p><b>£115</b> PLUS £6.90 P&amp;P</p>
<p><b>£69</b> PLUS £4.80 P&amp;P</p>	<p><b>£129</b> PLUS £6.90 P&amp;P</p>

Fully tested and guaranteed for 5 years

The Vortrak four track and Vector twin track for 00/HO/N/009 (1amp per track), the Vesta N twin track is dedicated N gauge, the Vanguard for 0 gauge is twin track (2.5amp per track). Each controller has state of the art design, offering very best performance capability. Slow and fast speeds are superb. Internal separate transformers for each track from 220/240 AC mains. The Vector and Vesta for N also have 2 x Hand Held controllers with 2.5mtr leads plus a 12V DC accessories output, the Vortrak and Vanguard each have 2 x 5mtr Hand Held's plus the Vortrak 2 x 12V DC accessories and the Vanguard 1 x 12V DC accessories. Each controller has a sloping front desk type dark grey enclosure.

**For full details or to order online visit**  
**[www.morleycontrollers.com](http://www.morleycontrollers.com)**

(Secure order site)

**or telephone Morley Controllers on 01704 533 116**

(Overseas enquiries +44 1704 533 116)

**Morley Controllers – Choose the best!**



PO Box 501, Southport, PR9 9ZL  
Email enquiries: [jet@morleycontrollers.com](mailto:jet@morleycontrollers.com)

Also at PO Box 1230, Wangara BC, Perth, Western Australia 6947 Tel: (08)930 56358. <http://aus.morleycontrollers.com>



Fine 00/HO detail from...

**SUPERQUICK**  
MODEL KITS

The NEW Red Brick Tunnel Entrance kit A14

**NEW**  
**OUT NOW**

see the full range of  
kits and building papers at...

**[www.superquick.co.uk](http://www.superquick.co.uk)**

**Available from all good model shops NOW!**



# PETER'S SPARES

**HORNBY**

**MODEL RAILWAYS LIMITED  
MAIL ORDER & REPAIR SPECIALISTS**



- ♦ New & Used Hornby Spare Parts
- ♦ Our own spare parts made in China
- ♦ Locomotives and Rolling Stock
- ♦ Plastic Kits ♦ Paints ♦ Tools & Glues
- ♦ Digital Decoders & Controllers
- ♦ Locomotive Detailing Parts
- ♦ Mega Steam Smoke Fluid
- ♦ Tracks & Train Sets
- ♦ We have it all at Peters Spares

**PECO**

**GRAHAM PARISH**

**GAUGEMASTER.com**

**DAPOL**

**WELJAN**

## NEW & USED MODEL RAILWAYS

Specialists in Model Trains since 1994 -  
servicing, repairs & DCC decoder fitting  
2J Brighthouse Business Village, Riverside Park,  
Middlesbrough, Cleveland, TS2 1RT

**Tel: 01642 909794 • Open Mon-Sat 10am-5pm**

**Web: [www.petersspares.com](http://www.petersspares.com)**

**Email: [sales@petersspares.com](mailto:sales@petersspares.com)**

# CHURCHWARD MODELS DMR Products

**Etched Signal Box Kits, Windows and Doors,  
Detail Components and Locomotive Kits in  
both 'OO' and 'O' gauges.**

**Signal Box kits include:-**

**GWR Hip Roof & Gable Roof Boxes,**



**M & H Type 3 Box,**

**LNWR Type 4 Box,**

**Lattice Footbridge.**



**Locomotive Kits include:-**

**Thompson B2 with choice of Tender**

**Peppercorn K1**

**Thompson K1/1**

**Maunsell 'Z' Class 0-8-0T. ('OO' Only)**

**Gresley B17 with either GE or GS Tender ('O' Only)**

**Holden J17 ('O' Only)**

**Order via our Online Shop at**

**[www.phoenix-paints.co.uk](http://www.phoenix-paints.co.uk)**

**or by phone on 01268 730549**

**Phoenix Precision Paints Ltd**

[www.phoenix-paints.co.uk](http://www.phoenix-paints.co.uk)

[sales@phoenix-paints.co.uk](mailto:sales@phoenix-paints.co.uk)




[sawyermodels](https://www.facebook.com/sawyermodels)

## SAWYER MODELS



[@SawyerModels](https://twitter.com/SawyerModels)



**27 BRIDGE STREET, EARLESTOWN,  
NEWTON-LE-WILLOWS, MERSEYSIDE, WA12 9BE**

Earlestown has deep roots within the history of today's modern railway.  
Home to the Vulcan foundry where such engines as Deltics and LMS engines were  
built, the Viaduct Wagon Works where freight wagons were built and more recently,  
Earlestown has become home to Sawyer Models.

Opened in May 2014, Andrew Sawyer welcomes Loco enthusiasts from across the  
nation. With a full DCC installed working layout, Sawyer Models provides a great  
selection for advanced collectors and for those who are just getting started.

Situated on Bridge Street, Sawyer Models are OPEN Monday to Wednesday and  
Friday to Saturday 10am to 5pm CLOSED Thursdays and Sundays with FREE parking  
throughout Earlestown and only a 2 minute walk from Earlestown train station.



**01925 227835 • [sawyermodels@hotmail.com](mailto:sawyermodels@hotmail.com)  
[www.sawyermodels.co.uk](http://www.sawyermodels.co.uk)**

## SouthWest digital

Distributor  
for the UK



Trade welcome

**As real as  
it gets!**



**Superior sound for all gauges**

**Close your eyes and  
you're there!**

**UDRIVE**

**responsive sound algorithm**

The highest quality sounds in all  
gauges. A wide range of responsive  
steam and diesel sounds developed  
for the all new **UDRIVE**

**You won't believe  
your ears!**



Test drive the latest loco sounds with  
stunning clarity at SWD - call now for  
more info

**T: 01934 515382 [info@swd4esu.co.uk](mailto:info@swd4esu.co.uk)  
[www.southwestdigital.co.uk](http://www.southwestdigital.co.uk)**



## SPRINGSIDE MODELS

2 Springside Cottages Dornaplas Road Ipplepen  
Newton Abbot S. Devon TQ12 5SJ  
Telephone: 01803- 813749 (this has answering facilities)  
Mobile: 07720939094  
Email: springsidemodels@btinternet.com

4mm / OO Gauge Painted and Jewelled Head and Tail Lamps

Pack of 5 is £4-25 or Pack of 10 is £7-95p Except DA6 & DA7DA1 GWR White Body. DA2 GWR Red Body. DA3 SR White Body. DA4 LMS White Body. DA4A LMS Black Body/DA4B Midland Maroon Body. DA5 LNER White Body. DA19 BR White Body. DA99 Modern Image White Body. DA6 Guards Van Black body. Pack of 5 £4-55p Pack of 10 £8-25p

DA7 Railway hand signal lamps Pack of 6 £4-75p

DA 20 are Tail Lamps only (all Red Jewels). State Region £4-25p Tail Lamps only available in Packs of 5

2mm / N Gauge Painted and Jewelled Head and Tail Lamps

Packs of 5 only at £4-25p

No1 GWR White body No2 GWR Red body No3 BR White No4 LMS Black body. No5 LMS White body Tail Lamps also available state region £4-25p for a pack of 5

7mm / O Gauge Painted and Jewelled Head and Tail Lamps

Packs of 5 only at £8-25p Except No17 No15 GWR White Body. No16 GWR Red Body. No89 SR White Body. No21 LMS White Body No22 LMS Black Body. No23 Midland Maroon Body. No 90 LNER White Body No17 Guards Van Black body. £8-95p No25 BR White Body. No88 Modern Image White Body.

Tail Lamps are available in packs of 5 at £8-25p please state region

### Springside- Dornaplas Pre Coloured Plastic Kits



PSW5 Stone Country Station  
£16-95p



PSW12 Stone Waiting Room  
£8-95



PSW10 Stone Crossing  
Keepers Cottage £8-95p



PSW8 Platform Signal Box  
£11-95p



PSW4 LMS Country Station  
£16-95p



PSW11 LMS Waiting Room  
£8-95p



PSW9 LMS Crossing  
Keepers Cottage £8-95p



DPB6 Station Masters House  
with walled surround £14-95p



DPB4 Stucco Finish Town House  
£10-75p



DPB6 Red Brick Town House  
£10-75p



DPB400 Pack of 6 Assorted Terraced Houses.  
with rear yard and outside Toilet £31-95p

Springside catalogue 2mm and 4mm White Metal Kits £3-95p each Post Paid

Springside catalogue 7mm/O gauge Kits £3-95p each Post Paid

Dornaplas catalogue Plastic Kits 2mm and 4mm Buildings and 2mm Lorry Kits £3-95p each Post Paid

Please send orders and payment by post or email or phone us. We Accept payment by cash, cheque, Debit and credit cards

Post and Packing is £2-25 on orders under £50 and free on orders over £50 UK only

Please note we do not receive visitors at the Dornaplas road address and only by prior arrangement at our units

See more of our Range on

WWW.springsidemodels.com

## ANDY LOWE Electronics

All your electronic components at LOWE prices  
Bespoke encased transformer specialist

[www.andylowelectronics.co.uk](http://www.andylowelectronics.co.uk)

### CONNECTORS

BSM15 15 way D Plug	55p
BSM15 15 way D Socket	55p
SMC15 15 way cover	55p
BSM25 25 way D Plug	60p
BSM25 25 way D Socket	60p
SMC25 25 way cover	60p

9, 37 & 50 way also available

### TOGGLE SWITCHES

	1-19 ea	20+
SMT 1 on/off SPST	£1.20	£1.10
SMT 2 on/on SPDT	£1.20	£1.10
SMT 3 on-off-on SPDT	£1.25	£1.15
SMT 4 on/on DPDT	£1.30	£1.20
SMT 5 on-off-on DPDT	£1.40	£1.30
SMT 6 [on]-off-[on] SPDT for points	£1.60	£1.50
SMT 7 [on]-off-[on] DPDT	£1.90	£1.80

### MULTISTRAND LAYOUT WIRE

7/0.2 = 7strands of 0.2mm wire inside plastic sleeve;  
all available in 11 solid cols except bi/col

	10m	100m
EW07 7/0.2/rd/yl/gn/bl/bk/wh	£1.50	£7.95
pk/vi/bn/gyl/or 1.4amp ideal N & 00	£2.00	£15.00
EW07 7/0.2/bi-colour [striped]	£2.00	£15.00
EW11/106 1/0.6mm 1.8amp single strand	£1.60	£10.95
EW10 10/0/1 0.5amp	£1.50	£7.95
EW16 16/0/2 3amp ideal 00 & 0	£2.25	£16.95
EW24 24/0/2 5amp ideal DCC	£2.80	£23.50

**We undertake repairs  
for all DC controllers  
(incl. KPC and AMR, etc.)**

T: 01981 540366 E: [andy@andylowelectronics.co.uk](mailto:andy@andylowelectronics.co.uk)

Hillcrest Cottage, Little Birch, Hereford HR2 8AY



Cheq: Andy Lowe

P&P: £2.99



### TAG BOARDS etc, LEDs

	1-19 ea	10+
CTB2 Tag board	£2.45	—
CTS2 Mini tag strip	£1.55	—
CTB6 6amp plug & socket	£3.95	—
CTB10 10amp plug & socket	£4.95	—
CTB4 3amp terminal block	60p	—
CMPI100 mini plug & socket	70p	60p
LD14 12v LED 3mm rd/gn/yl	40p	30p
LD32 as above white	40p	35p
LD15 12v LED 5mm rd/gn/yl	40p	30p
LD1 1.8mm LED rd,gn,yl,amb	30p	25p
LD31 as above white	70p	60p

### SPECIAL OFFER!

SAVE – £1 ONLY  
Miniature Toggle Switches  
SMT1 on/off SPST  
Top quality, any quantity £1 each

### GRAIN OF WHEAT/RICE BULBS

with built in 12v resistors in rd,  
gn, amber, bl, yell, clear

	1+ ea	20+
GWB 3mm dia x 10mm, 80ma, 120mm insulated leads	40p	35p
20 for £7 (35p ea) 100 clear £30 (30p ea)		
GRB 1.8mm dia 30ma	80p	75p

### SCHOTCHLOKS – SPLICE CONNECTORS

Quick and easy system for making inline tap connections  
Red cable size 0.8mm – 2mm  
Blue cable size 1mm – 1.5mm  
15p ea or 25 for £3 – saving 75p

# Model the LYR

With the new Bachmann LYR 2-4-2 Tank Loco now available this would be a great time to find out more about this fascinating railway  
**www.lyrs.org.uk**

Members receive 7 publications each year

### 4 magazines

in full colour with topical information and modelling articles

### 3 LYR Focus

Historical information  
Researched by well known authors

### Plus access to

Photo collections  
Drawing collections  
Information service  
Model kit & book offers



**Only £3!**

Overseas £38

The Lancashire & Yorkshire Railway Society

Ken Carter, Membership Officer

11 Waveney Close, Arnold, Nottingham NG5 6QH

[membership@lyrs.org.uk](mailto:membership@lyrs.org.uk)



## OptiVISOR

The precision binocular magnifier that leaves both hands free

Lightweight and comfortable in use, the OptiVISOR is designed for people who need to see minute detail clearly.

The glass lenses are ground and polished to exacting standards. Six easily interchangeable lens plates with magnifications from 1.5x to 3.5x are available and can be purchased separately.

The OptiVISOR can be worn over normal spectacles and tilts upwards when not in use.

The OptiLOUPE is an attachable single lens which can be used over either eye and increases the magnification of the OptiVISOR by 2.5x for even closer inspection.

VisorLIGHT illuminates the magnified viewing area. (requires 2 AA batteries, not supplied)



Order the OptiVISOR with the VisorLIGHT for £76.90 and receive a FREE OptiLOUPE. **ALL ORDERS POST FREE**

OptiVISOR (with one lens plate)	£49.95
OptiLOUPE	£12.95
VisorLIGHT	£26.95
Spare Plate	£29.95



Viking Optical Centres

With shops in Glasgow, Edinburgh & Halesworth

Mail Order: 01986 875315

Blyth Road, Halesworth, Suffolk, IP19 8EN Tel: 01986 875315



**AHB SERVICES** www.ahbservices.co.uk  
**Manufacturers of quality model railway components**  
**Family run business with over 25 years experience**

- 4mm & 7mm scale turned brass handrail knobs - short, medium and long £4.50 x25 inc P&P
- 4mm & 7mm scale turned brass door dart handle & spigot - 20 handles & 10 spigots £4.75 inc P&P
  - 12BA turned steel crank pin nuts £5.75 x20 inc P&P
  - Turned brass pin point bearings £2.40 x40 inc P&P
- Turned brass shim washers, 2mm or 1/8inch bore x 0.25mm, 0.5mm and 1mm thick £3.00 x25 inc P&P
  - 4mm & 7mm scale precision ground back to back wheel gauges £3.40 each inc P&P
  - 4mm scale turned brass pin point bearings - standard, wasted, flangeless £2.40 x40 inc P&P

Many other items. Discounts given for bulk quantities.  
 Also metals stocked - brass, mild & stainless steels, aluminium round bars.

**UNIT 6, LANGLEY ROAD TRADING ESTATE,  
 CHEDGRAVE, NORFOLK, NR14 6HD**

The Original **Fine Tip**  
**PVA Glue Applicator**

Supplied Ready to Fill

Applies a 0.5mm line or dot of PVA for all card kits, ballasting and where precision gluing is needed

**£3.75 PLUS P & P**

**No waste and no mess !**  
**www.finetip.co.uk**  
 Telephone 01524 - 411183

**SALE SALE SALE SALE SALE SALE SALE SALE SALE**

BACHMANN:	HELJAN:	HORNBY:
31-001 63601 BR Late ..... £92.00	2301 D5903 Grn Full Yell .... £90.00	R2745X 902 SR Malachite... £95.00
31-002 63635 BR Early ..... £92.00	2302 D5908 Grn Full Yell .... £90.00	R2815 South Sub Set..... £150.00
31-012 53810 BR Late (W) ..... £105.00	All subject to availability	R2844 30934 BR Early ..... £91.00
32-531DC 9005 BR Blue ..... £84.00	UK P & P from £3.95 per loco order	R3089 63670 BR Early (W).....£93.00

**Pines Express at Basingstoke**  
 by Robin Pincock, exclusive to Church Street Models  
 Pack of 4 Christmas Cards ..... £4.40  
 Mug ..... £9.35  
 A3 Print ..... £22.85  
 1000 piece (66 x 50cm approx.) Jigsaw ..... £19.75

Prices Incl. UK P&P  
 Also available: Repton in the Snow, Christmas Knight at Basingstoke, Basingstoke Shed Remembered, Bowling over Battledown and Basingstoke "ACE".

**ONLINE SHOP www.churchstreetmodels.co.uk**  
 Mon-Sat 09.30-17.30 Sun (Dec Only) 11.00-15.00 • Closed Tues (not Dec) & Bank Hols  
 Church Street Models, 10A, Church Street, Basingstoke, Hants, RG21 7QE  
**01256 358060 • Mail Order Welcome**

**www.expressmodels.co.uk**  
**LIGHTING SPECIALISTS**

The light at the end of the tunnel could be one of our high intensity headlights fitted to your loco.

We manufacture head and tail lights and coach lighting units for DCC and DC operation. We also make red or yellow oil type lamps for steam locos and flashing tail lights for coaches/wagons.

Why not save on postage and buy your smoke generators and decoders from us at the same time?  
**Visit our website which has secure online shopping.**  
 Please send £3.00 for our 50 page catalogue which lists our full range.

**EXPRESS MODELS, 65 CONWAY DRIVE, SHEPshed, LOUGHBOROUGH, LEICS. LE12 9PP**  
 Tel: 01509 829008 Fax: 01509 560878  
 Email: sales@expressmodels.co.uk

**DoubleO Scenics**

DoubleO Scenics is a U.K. company based in the Vale of Aylesbury. We manufacture a budget priced Static Grass Applicator and supply a range of Static Grasses which enables the modeller to model realistic looking grass on their layout for less than £30.00.

Along with other scenic models, we offer a Mail Order service and currently have eight model shops stocking our product. The list can be found via our website but if your local shop doesn't stock our products please ask them to contact us for details.

For more information and details of our other scenic products, go to [www.doubleoscenics.weebly.com](http://www.doubleoscenics.weebly.com) or e-mail us at [doubleo.info@rocketmail.com](mailto:doubleo.info@rocketmail.com)

Get Organised with...  
**paintbase**  
 exclusive to hobbybase

The perfect way to keep your paints & tools handy.

- Holds paint pots from Humbrol, Tamiya, Railmatch, Games Workshop
- Holds paintbrushes, scalpels, tools
- FREE Cutting Mat Included with some models

Assembly Required.

Order Your paintbase Today!  
**FROM ONLY £9.99 WITH FREE DELIVERY**  
**Order Online**  
[www.hobbybase.co.uk/paintbase](http://www.hobbybase.co.uk/paintbase)

order online at [www.hobbybase.co.uk/paintbase](http://www.hobbybase.co.uk/paintbase)

**GEE DEE MODELS - NOTTINGHAM**  
**BACHMANN LOCO OFFERS**

31-530 LNER A2 526 'Sugar Palm'.....£129.95	32-509 B.R Std 5MT 73109 Black E/Crest.....£107.95
31-128 B.R. (W) ROD 3036 weathered.....£118.95	31-086 B.R ex GW 32xx clean e/c 9017.....£108.95
32-550CA1 "Tornado" BR Green.....£131.95	31-004 B.R Weathered E/C 63598.....£118.95
31-127 B.R. (W) ROD 3023 E/Crest.....£110.95	31-010 S & D 2-8-0 B.R E/Crest 53806.....£119.95
31-002 B.R. O4 2-8-0 63635 E/Crest.....£113.95	31-463 SECR C class Green lined no.271 .....£99.95
31-430 LMS Johnson 1F 0-6-0T 1725 .....£76.95	31-880 Midland 4F 0-6-0 LMS 3851 .....£78.95
31-564 V2 B.R black 'Durham School'.....£107.95	31-464 Southern Black C class A593.....£99.95
31-431 B.R Johnson 1F 41661 E/C.....£76.95	31-878 B.R. Blue AL5 Class 85 85-026.....£98.95
32-828A Ivatt Cl. 2-2-6-0 46526 weathered L/C.....£92.95	31-485 B.R C class Late crest 31579 .....£92.95
31-432 B.R Johnson 1F 41708L/C.....£76.95	31-996 LMS 10000 BR Green Blue Waistband.....£99.95
31-979 B.R. Std 3MT 2-6-2T 82001 Black E/Crest.....£80.95	31-932DC Midland Compound BR 40934.....£131.95
31-085 B.R 32xx Early crest 9022 wthrd .....£118.95	31-995 LMS 10000 BR Green Orange Lining.....£99.95

Many other loco's in stock both current & discontinued. Give us a ring for your wanted items  
 All above prices include VAT. Post £5.00 UK mainland only. Offshore and Overseas at cost.

**GEE DEE MODELS - NOTTINGHAM HORNBY COLLECTOR CENTRE**  
 21 HEATHCOAT STREET, NOTTINGHAM. NG1 3AF  
[www.geedee-modelshop.com](http://www.geedee-modelshop.com) Tel. 0115 9412211

**MAD ABOUT TRAINS OF GAINSBOROUGH (K&M MODELS)**

For all your Model Railway needs from design to finished layout, scratch built buildings, trees dioramas etc. We carry a vast selection of scenic materials. We carry a comprehensive range of all aspects of Railway Modeling from track pins to finished layouts. DCC Specialist, repairs, weathering etc undertaken in our own workshop. Hornby, Bachmann, Peco Gaugemaster, Dapol and Knightwing stockists. Large range of scenic materials. We are always looking for second hand collections. Just give us a call or come and visit our shop.

**Tel: 01427 811040**  
**Mobile 07858612716**  
**106 Trinity Street, Gainsborough DN21 1HS**  
**e-mail: sales@madabouttrains.co.uk**  
**www.madabouttrains.co.uk**



# Skytrex Model Railways



Unit 1, Charnwood Business Park,  
North Road  
Loughborough, Leicestershire, LE11 1LE  
tel: 01509 213789

Why not subscribe to our newsletters  
and keep up to date with what's going  
on! Details on websites

\*\*\*\*\*

[www.ogauge.co.uk](http://www.ogauge.co.uk)  
[www.skytrexmodelrailways.com](http://www.skytrexmodelrailways.com)



## K.S.'s World of Models



### A SELECTION OF PRODUCTS AVAILABLE:

HORNBY/TRIANG SPARES • CARRS • PARKSIDE KITS  
CORGI • OXFORD DIECAST • BOOKS BY WILD SWAN  
'O' GAUGE WAGON KITS • NOCH FIGURES • KATO TRACK  
PAINTS • TRANSFERS AND DETAILING PARTS.  
TRACK PARTS BY C&L • S.M.P • WOODLAND SCENICS  
COMPREHENSIVE RANGE OF TOOLS & MATERIALS

ALL MAIN AGENCIES STOCKED eg  
**BACHMANN, HORNBY, FARISH, PECO, DAPOL,  
HELJAN etc**

PLEASE CALL FOR FURTHER DETAILS  
Postage & Packing at cost.

SHOP HOURS  
9.30am - 5pm  
Thurs, Fri & Sat

**19 Middle Row, Stevenage (Old Town)  
SG1 3AW. TEL 01438 746616**

Possibly Hampshire's Largest Stockist  
of Model Railways, Diecast, Books,  
Magazines, Scalextric and much more...  
Second Hand Department NOW OPEN.

### SPECIAL OFFERS

#### Hornby

R2647X	Class 56 56128 West Burton Power Station	£79.50
R2704X	HST Virgin Trains	£131.50
R2902XS	Class 08 EWS Chris Wren	£153.00
R3037XS	Class 08 D3963 BR Green	£170.00

#### Bachmann

31-002	Class 04 2-8-0 BR Early 63635	£97.50
32-404	Class 25/3 D7667 BR Blue	£45.00
32-581	Ivatt 4MT 43018 BR Lined Black	£92.50
32-750DC	Class 57 Freightliner Crusador	£65.00
31-177DS	Jubilee Kolhapur BR Green	£195.00
31-213DS	45543 Royal Signals Green	£205.00
32-551DS	Class A1 Sea Eagle BR Green Early Emblem DCC Sound	£210.00

See website for more...

All prices exclude postage from £6.00 per loco,  
2-3 locos £9.00 or 4 or more at cost.



Opening hours from 1<sup>st</sup> January 2015:

Monday: Closed  
Tuesday to Saturday: 9.00am to 5.00pm  
Open 1<sup>st</sup> Sunday of the Month: 10.00am to 4.00pm

Tel: 01420 542244

Fax: 01420 544463

[altonmodelcentre.co.uk](http://altonmodelcentre.co.uk)

7a Normandy Street, Alton

Hants, GU34 1DD

## The Locoshed

48 Bury Old Road, Whitefield,  
Manchester, M45 6TL



#### Hornby

R2562 7Mt Britannia Class 70000 Britannia BR green .....	£135.00	31-962X A4 Class 2510 NE Black Quicksilver Rails Ltd edit .....	£139.00
R2405 A1 Class Great Northern in LNER green .....	£110.00	31-376 BR SR 2-EPB EMU in BR green .....	£115.00
R2205 Streamlined Coronation Class City of Birmingham .....	£125.00	LMS Royal Scot 6130 The West Yorkshire regiment .....	£79.00
R 2611 Pacer in Northern yellow Merseyside PTE .....	£69.00	31-560 V2 Class 4806 Green Howards in LNER Green .....	£75.00
R2572 Class 31 D5640 BR Green syp .....	£129.00	32-852 9F Class 2-10-0 92116 BR1C tender .....	£129.00
R2414 Class 86 in BR Blue Alstom Heritage .....	£59.00	32-900 Class 108 DMU green North west .....	£89.00
R2688 A4 Sir Nigel Gresley 70th anniversary .....	£179.00	32-856 9F Class 2-10-0 92002 .....	£119.00
R3207 P2 LNER Cock O the North .....	£139.00	32-952 Riddles Ltd 4MT 76079 .....	£85.00
R3244TTS Duke of Gloucester TTS on board .....	£159.00	32-800DS Class 47404 Hadrian BR Blue DCC sound .....	£189.00
R 297 Pacer in Orange and white GMPTE livery .....	£69.00	Class 40 in BR green with full yellow end D325 .....	£89.00
R2648 Class 56059 EWS livery .....	£97.00	32-029A BR class 20059 Railfreight large Logo .....	£74.00

Its layout construction time again, so if you need any help or advice with any aspect of your project  
we can help, track laying, electrical, scenics and we understand DCC operation.

We stock Gaugemaster, Javis, Woodland scenics, cork and grass rolls, all the glues and Humbrol  
paints. We also stock all the Dapol plastic kits as well as the full Metcalfe range, we stock Hornby  
and Bachmann scenecraft buildings, oxford diecast, Pocketbond and Base toys. We have good stock  
of new and pre-owned track OO and N gauge plus buildings and accessories. we also stock Airfix  
and Revell, Emhar military kits such as WW1 tanks, EFE and Corgi Omnibus models, Corgi trams,  
Mamod Live steam and Scalextric.

Cash Waiting For Quality 2mm N gauge RTR or kitsbuilt / Code 3 Locos and Rolling stock, British, European or continental

All the above models are in near mint boxed condition unless otherwise stated.

All major debit and credit cards accepted as well as Paypal.

Mail order Cheques payable to The Locoshed Please All parcels sent out via Royal Mail 1st Class  
signed for at £5 per loco, discounts for multiple purchases.

WE ARE INTERESTED IN BUYING QUALITY MODELS SINGLE ITEMS OR COLLECTION ANY GAUGE.

WE CAN ALSO UPLIFT AND REMOVE LAYOUTS IF REQUIRED. REPAIRS AND DCC FITTING / ADVICE SERVICE AVAILABLE.

WE ARE ALSO HAPPY TO SWAP OR TAKE PART EXCHANGE ON ANY ITEM

We are open Tuesday to Saturday 10am - 5.45 pm Thursdays until 7pm, Closed Sundays as  
normally at Toyfairs or model rail shows, we are closed Mondays

Tel: 0161 772 0103 Mobile: 075904 13177 email: [thelocoshed4@aol.com](mailto:thelocoshed4@aol.com)  
Or visit our new website: [www.thelocoshedmc.co.uk](http://www.thelocoshedmc.co.uk)

DIESEL  
NOW AVAILABLE!

## REAL SOUND £40!

Fit sound in your train!

Works on Traditional DC and Digital DCC!

SFX



### 3 Easy Steps to fitting a Sound Capsule - NO wiring!



1. Fit the battery 2. Slide on sound tube 3. Place in loco / tender

- Self contained capsule has built-in speaker & battery
- Senses motion to turn on & control sounds - no wiring
- Tiny - smaller than a 50p : 25mm x 20mm x 12mm
- Real sounds recorded on real trains and railways
- Steam • Diesel • Electric • Shunting • more coming...
- See and hear SFX on [www.train-tech.com](http://www.train-tech.com)
- Can be fitted into modified N gauge stock - see website

Bring your Train alive with an SFX - just £40

Available direct from [www.dcpexpress.com](http://www.dcpexpress.com) & model shops



Train-Tech  
Model Technology Made Easy

NEW  
BROCHURE  
FREE!

01953 457800 / [www.Train-Tech.com](http://www.Train-Tech.com)

£4 UK P&P - but this month quote BRM115 for £2 off postage!



DCP Express  
Bryon Court  
Bow Street  
Great Ellingham  
NR17 1JB, UK



# LORD AND BUTLER

Exclusive  
Bachmann  
Limited Edition  
66050 EWS Energy  
£129.95



Photo - © Daniel Stanbridge

The Pumping Station Penarth Rd Cardiff CF11 8TT  
029 2066 7225 lordandbutler@yahoo.co.uk

Daily 10.00 - 5.30  
Sunday 2.00 - 5.30

MasterCard www.lordandbutler.com  
VISA

NEW LARGER SHOP OPEN NOW  
CAFETERIA ON SITE AND FREE PARKING

## Model Trains 4 U

0800 043 1174

- Free Postage in UK for orders over £60
- Large Selection of Hornby Spares in Stock
- We always try and price match

SO GIVE US A CALL...  
it is free after all!

**MODELTRAINS4U.CO.UK**

### MODEL RAILWAY SOLUTIONS

Tel: 01202 798068

Email: [info@modelrailwaysolutions.co.uk](mailto:info@modelrailwaysolutions.co.uk)

Contact us for a quote on all your baseboard  
and helix requirements, either bespoke or  
from our own modular range.

Please take a moment to browse our online store or visit us at -  
Unit 1, 10-12 Alder Hills, Poole. Dorset. BH12 4AL.

[www.modelrailwaysolutions.co.uk](http://www.modelrailwaysolutions.co.uk)

## MODEL MANIA of BRISTOL

13 CLOUDS HILL ROAD, ST. GEORGE, BRISTOL BS5 7LD  
Junction of A420/A431 (St. George Fountain) Buses 42 or 43 from City Centre



- BACHMANN • DAPOL • GAUGEMASTER
- GRAHAM FARISH • HORNBY • KESTREL
- METCALFE • PECO • RATIO
- SUPERQUICK • WILLS • WOODLAND
- SCENICS • RAILMATCH PAINTS
- MODELMASTERS TRANSFERS
- CAMBRIAN WAGON KITS EFE CORGI
- CLASSIX AND OXFORD DIECAST 1:76TH

MAIL ORDER SERVICE - SORRY NO LISTS

Open: Tuesday to Friday 9.30 to 17.00  
Saturday 9.00 to 17.00

Tel: 0117 9559819 - Email: [modelmaniaemail@aol.com](mailto:modelmaniaemail@aol.com)  
Ebay Shop: [modelmanibristol](http://modelmanibristol)

## MONK BAR model shop

Find us by Monk Bar  
2 Goodramgate  
York YO1 7LQ  
Tel. 01904 659423  
[info@monkbarmodelshop.co.uk](mailto:info@monkbarmodelshop.co.uk)

Model Railways - Diecast Planes & Vehicles  
Plastic Kits & Figures - Scalextric - Jigsaws

Open  
Monday - Saturday  
9am - 5.30pm  
Only 2 minutes  
from York Minster



Large  
selection of  
OO & N Gauge

Stockists of Hornby, Bachmann, Peco, Dapol, Gaugemaster, Ratio, Wills  
Woodland Scenics, Metcalfe, Oxford Diecasts, Base Toys and many more

[www.collectable-models.co.uk](http://www.collectable-models.co.uk)

NEW!

### Laser Cut Farm & Garden Gates

OO / 4MM / 1:76



5 Bar Gates - Pack of 3 Visit our website for more details!

- \* Pre-cut card kit
- \* Very easy to assemble
- \* A choice of styles available
- \* Can be easily painted using acrylics

Order Online Or Direct - From Only £3.99 - Free P&P!

[modelrailwayscenery.com](http://modelrailwayscenery.com)  
Tel: 01530 456952

## MORRIS MODELS

NORTH LANCING


We are between Brighton & Worthing, just off A27 west of Shoreham Airport

50 Years  
1964-2014

Celebrate our 50<sup>th</sup>  
Anniversary with our  
Exclusive Limited  
Edition Wagon



Lisher & Sons Lancer #50  
MM-001 - OO Gauge  
MM-002 - N Gauge  
£12.95 each  
+ £3.20 pp



### BICYC-LED



OO/HO & N  
Cycles & M/cycles  
with working  
lights!!  
See our webshop  
for details

Easy free parking!!  
Open Mon - Sat  
9.30 to 5.00

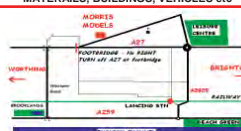
### BRITISH RAILWAYS



### CONTINENTAL RAILWAYS



PLUS MANY OTHER RANGES OF SCENIC  
MATERIALS, BUILDINGS, VEHICLES etc



## RADLEY MODELS

[www.radleymodels.com](http://www.radleymodels.com)

DREADNOUGHTS  
TO GO WITH THE  
METROPOLITAN  
BO-BO Sarah  
Siddons BY  
HELJAN  
BUY IN KIT OR  
RTR  
RING 01425479377







## MODEL RAILWAYS BOUGHT AND SOLD

We probably have the largest selection of pre-owned model railways on the south coast.

We stock new PECO, Hornby, Bachmann, Javis, Expo, Woodland scenic's, Metcalfe Graham Farish, TCS decoders Kadee Couplers and more!

On our website we have a selection of our pre-owned locomotives with much more on display in the shop!

Telephone: 02380 772 681

www.ronlines.com

r.lines@hotmail.co.uk

332 Shirley Road, Southampton, SO15 3HJ

## Timber Tracks

Laser cut model railway products

Timber Tracks' kits are easy to construct, are supplied with comprehensive instructions, drawings and photographs and give you the ability to produce high quality buildings quickly.

All components are pre-cut, fully detailed, and assembled with only the minimum of tools.



Tel: 01275 852027

www.timbertracks.co.uk

Visit → [scalescenes.com](http://scalescenes.com)

Download → Print → Build

The home of quality  
downloadable card model  
railway kits since 2005

### NEW School

Top class detail  
for ONLY £4.99

Card kits  
that pass  
closer  
inspection

Includes editable  
school signs

Buy once unlimited prints

View our large range of  
N and OO kits and texture sheets

scale  
scenes  
.com



Precision laser cut  
architectural detailing  
in N, OO and O scales

Gifts for yourself and friends  
kits and tools

Lineside detail from

£4.00



Footbridge  
in N, OO and O



York's Magnetic Mates  
Box sets from £44.50  
Individually from £9.00

Send a large SAE for price lists in O, OO or N scale

01904 400358

York Modelmaking, Unit 13, Bull Centre, Stockton-on-Forest, York, YO32 9LE

Find us on  
Facebook

www.yorkmodelmaking.co.uk

## New Kits on the block...



A whole new range of easy  
to build 3d printed loco kits  
from

**STREET LEVEL  
MODELS**

Visit our website for more  
details

[cdcdesign.webplus.net](http://cdcdesign.webplus.net)

or our shapeways shop

[www.shapeways.com/shops/  
CDCModels](http://www.shapeways.com/shops/CDCModels)



Send £3.80  
post free for our 60  
page OO catalogue  
detailing all our  
other kits.

**TOWNSTREET,**  
6 KIRKILL, BLENARN, PENRITH,  
CUMBRIA, CA10 1TZ  
[www.townstreetuk.co.uk](http://www.townstreetuk.co.uk)  
MON TO FRI 2-8PM 01768 88456

MAIL ORDER ONLY

OO

From the Stonecast  
range that brings  
realism to your layout

**NEW - 6 Road Engine Shed £99.50**  
**Stand Alone Engine Shed Office £39.00**  
As Above But Without 1 Wall For Side  
Office **£25.00**

www.gascupboard.co.uk

**GAS CUPBOARD  
MODELS**

Avoid disappointing  
Christmas Gifts.

Vouchers  
available  
HERE!

Gas Cupboard Models  
6 St Georges Works, Silver Street,  
TROWBRIDGE. BA14 8AA

01225 777888

## Trains4U.com

01733 895989    [Trains4U@btconnect.com](mailto:Trains4U@btconnect.com)

**Peterborough's Model Railway and Slot Car Specialists**


**27 St. David's Square, Fengate,**  
**Peterborough PE1 5QA**  
**Open Tues-Sat 9am-5pm, Sun 10am-4pm**



**3mm Scale Model Railways**  
4 Greenwood Drive, Redhill, Surrey, RH1 5PJ. Tel: 01737 761919

**40 Page Full Colour Catalogue £4.50**  
Catering exclusively for TT and 3mm Scale  
[www.3smr.co.uk](http://www.3smr.co.uk)

**BlackBeetle, BullAnt, Halling, Tenshodo**  
[www.motorbogies.com](http://www.motorbogies.com)



**CAPTURE THE MAGIC OF IRISH RAILWAYS**  
With **ALPHAGRAPHIX**  
Etched brass locomotive & carriage kits in 7mm scale  
Plus full supporting range of Card construction kits for Railway & Street buildings  
**Send 6x 2nd Class Stamps for CATALOGUE**  
23 Darris Road, Selly Park, Birmingham B29 7QY



**Crab Pot Model Shop** Open Tuesday - Saturday 9.30am - 5pm

Model railway items, model kits, dolls house miniatures.  
New and pre-loved.  
Bespoke Laser Cutting available.  
Post Office Street, Flamborough, East Yorkshire, YO15 1NA  
[www.crabpotmodelshop.co.uk](http://www.crabpotmodelshop.co.uk) or phone 01262 471000

**Lever Frames by MODRATEC**

- simple or interlocked -
- mechanical or electrical control -
- popular 6 & 12 lever starter packs -
- FREE SigScribe4 design software -
- clever WIT (wire-in-tube) mechanisms -

[modratec.com](http://modratec.com) or 01905 590069 or 0845 224 1604



**THE HOBBY GOBLIN**  
STOKE-ON-TRENT  
13 Queen Street, Burslem, ST6 3EL

Wide range of scenery

- Hornby • Bachmann • Peco
- Lenz • Dapol • Gaugemaster
- Graham Farish • Metcalfe
- Plus much more!

[www.thehobbygoblin.co.uk](http://www.thehobbygoblin.co.uk)  
T: 01782 823818 E: [info@thehobbygoblin.co.uk](mailto:info@thehobbygoblin.co.uk)

**Time machine models**

Stockists of PECO, HORNBY & GAUGEMASTER, OXFORD DIECAST MODELS ETC.

32 WESTBOROUGH RD, MAIDENHEAD, SL6 4AR  
(just off A4, west of town centre)

Telephone: (01628) 622603  
OPENING TIMES: TUES-SAT 11.00am-5.00pm

**H&A MODELS**

19 Keats Way, Higham Ferrers, Northants. NN10 8DQ  
Email: [sales@hamodels.net](mailto:sales@hamodels.net)

**Coach & Wagon Kits, Wheels, Decals, Paint & Sundries**  
Parkside Dundas, Cooper Craft, Cambrian, Slaters, Kirk 4mm. Mailcoach, Ian Kirk 7mm, Dapol, Precision Paints, Modelmaster Decals, Old Time Workshop, Labelle Oils, Alan Gibson, Romford

Order on line at: [www.hamodels.net](http://www.hamodels.net) or ring us (same day or next day despatch)  
Precision Paint - pre order and pick up at exhibitions (minimum two weeks notice)  
Exhibition Dates - Stafford Sat 31<sup>st</sup> January & Sun 1<sup>st</sup> February at Stafford County Show Ground

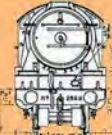
Tel: 01933 355531  
Mobile: 07969 535 699 (evenings & weekends)

**ISINGLASS**

**LNER Scale Drawings & 3D Design/Printing Services**  
Components, kits and design  
[www.isinglass-models.co.uk](http://www.isinglass-models.co.uk)

27 Grange Road, Toddington, Dunstable LU5 6BZ  
07973 768080 (eve) [isinglass@Edgson.net](mailto:isinglass@Edgson.net)



**Pooleys Puffers**

Model Railway Supplies, New & Second Hand Bought & Sold

Proprietor **DAVID POOLE**  
Diecast Models Kits & Accessories

382a Jedburgh Court, Team Valley Trading Estate, Gateshead, Tyne & Wear. NE11 0BQ  
Mon - Thurs - 10am - 5pm. Fri - Sat & Bank holidays please telephone for opening times. Sunday Closed  
Tele: 0191 4910202/4106386 Mobile: 07976 519178  
[www.pooleypuffers.com](http://www.pooleypuffers.com) e-mail: [pooleypuffers@btopenworld.com](mailto:pooleypuffers@btopenworld.com)



**Beautiful Models At C&M Models**



1 Crosby Street, Carlisle CA1 1DQ  
Tel: 01228 514689  
e-mail: [sales@candmmodels.co.uk](mailto:sales@candmmodels.co.uk)  
Website: [www.candmmodels.co.uk](http://www.candmmodels.co.uk)  
Tuesday to Saturday, 10a.m. to 5p.m.  
# Sorry, but Fay is no longer available

**GREAT EASTERN MODEL RAILWAYS**

**SPECIALISING IN ALL YOUR MODEL RAILWAY NEEDS**  
OO + N Gauge

Tel: 01603 431457  
[greateasternmodels.co.uk](http://greateasternmodels.co.uk)

199 Plumstead Road, Norwich, Norfolk NR1 4AB

**BA SCREWS**

**NUTS AND WASHERS IN STEEL BRASS AND STAINLESS**

BA SOCKET SCREWS IN STEEL AND STAINLESS, DRILLS, RIVETS, TAPS, DIES, END MILLS SLOT DRILLS ETC

**LIST NOW FREE!**

Tel/Fax: 01427 848880

ITEMS MAIL ORDERS LTD (BRM)  
MAYFIELD, MARSH LANE, SAUNDBY, RETFORD, NOTTS, DN22 9ES

**Mac's Model Railroading**

**Modelling in the gateway to the Glens?**  
If so, a warm welcome awaits at Mac's Model Railroading  
4-8 Reform St, Kirriemuir, Angus DD8 4BS



Large ground floor premises  
Extensive stock & knowledgeable, experienced staff.

Opening hours: 10.30 - 5pm  
Closed: Thursday & Sunday  
Tel: 01575 572397 • 07501 505730

**BRANCHLINES**

**MOTORS AND GEARBOXES**

Please email or write for our extensive catalogue covering all the Mashima range, our extensive range of one and two-stage gearboxes, flywheels, bearings, drive shafts etc to suit all popular modelling scales.

**BLACK BEETLE MOTOR BOGIES**  
Powered 'Black Beetle' £48.50  
Unpowered 'Dummy Beetle' £17.50  
Black Beetle N/Silver wheels £3.30/axle

P.O. Box 4293, Westbury, BA13 9AA  
Tel/Fax: 01373 822231  
Email: [sales@branchlines.com](mailto:sales@branchlines.com)  
Blog: [branchlines.blogspot.com](http://branchlines.blogspot.com)

Cat's SSAE +£1 (in stamps) extra or £2.50 C.Card  
Please state interests.  
P&P: UK £2.25 (value under £30) £3.50 (value £30-£60) £4.50 (over £60) per order.  
Non-EU and BPPO less VAT. Exports £4.00 Minimum  
Mon-Thurs: 9.30am-1pm, 2pm-6pm



**O GAUGE 5 PLANK WAGON**  
Cumberland Granite Co

*Limited Edition of 100 wagons*



**Crafty Hobbies**  
01229 820759  
[www.crafty-hobbies.co.uk](http://www.crafty-hobbies.co.uk)

54 Cavendish Street, Barrow-in-Furness, Cumbria LA14 1PZ

**INVERTRAIN**

Model Railways  
7mm O Gauge Specialist

Sole Supplier of Wayoh Coach Bogies

HCBK012 LNER Poppleton Signal Box Kit £40.00 (plus £4.00 p&p)



For Full Details Of All Our Products, Please See Our Website at [www.invertrain.com](http://www.invertrain.com)  
Or Send £4.00 for our latest Illustrated Catalogue To: 33 Rose Gardens, Cairneyhill, Dunfermline, Fife, KY12 8QS  
Tel: 01383 880844 (Answer-phone available)  
Please make cheques payable to Invertrain Model Railways

**ALAN CLIFF'S JACK THE STATION CAT BOOKS FOR RAILWAY CHILDREN (3-9 years)**

**IDEAL CHRISTMAS PRESENTS**

Jack & the Vanishing Lady (All colour) £2.95  
Jack & the August Day (All colour) £2.95  
Jack & the Snail Trail (All colour) £2.95  
Jack Takes Charge (All colour) £2.95  
Jack Goes to School (All Colour) £2.95  
Jack & the Midnight Mice (All Colour) £2.95  
Jack & the Lost Kittens (All Colour) £2.95  
Jack & the Great Little Trains Robbery £2.95  
Jack in a Signal Box £2.95  
Jack & the Tail's End Tickets £2.95  
Complete Set of all 10 Books £26.00  
Song 'Jack, Jack The Station Cat' CD £2.95  
**CDs and Books (signed) post free**  
Cheques payable to: Jack the Station Cat Ltd,  
Dept B, 38 Clifton Park Road, Rhyl LL18 4AW  
Tel: 01745 344963  
[www.jackthestationcat.co.uk](http://www.jackthestationcat.co.uk)  
Trade enquiries welcome



**ADDESTONE**  
Model Centre

Opening Times Mon-Sat 9:30-5:30, Sun 11:00-2:00  
130 Station Road, Addlestone,  
Surrey KT15 2BE  
Tel: 01932 845440 www.addlestone-models.co.uk

**HOBBYRAIL**  
SUTTON COLDFIELD  
REDUCED OPENING HOURS  
FROM 1ST SEPT 2014  
Tues, Wed & Fri 10.30am - 4.30pm  
Sat 10am-4.30pm  
Closed Thursday, Sunday, Monday  
55 RILAND ROAD, SUTTON COLDFIELD,  
WEST MIDLANDS, TEL: 0121 378 0680

**QUANTON ROAD MODELS**  
Chyanbre • Polyphant • Launceston • Cornwall • PL15 7PT  
contact@quainton-road-models.co.uk  
www.quainton-road-models.co.uk  
01566 880157 • 07840 784653

**New 7mm Kits 2015**

Metropolitan Railway  
Two Cattle Wagons  
Three Vans and Horsebox  
Three Open Wagons

Great Central Railway  
Two Bogie Fish Vans  
Four Six-Wheel Coaches

**BARRY JONES**  
Specialist in the sale of quality secondhand railway. Transport timetables, posters, maps, publicity, photographs, and official items always wanted. Railway collectables and model railways, also sought.  
28 Marine Crescent, Worthing BN12 4JF  
Tel/Fax: 01903 244655  
Email: barryjones28@virginmedia.com

**JACKSONS MODELS & RAILWAYS**  
33 NEW STREET WIGTON, CA7 9AL Tel: 01697 342 557

www.jacksonsmodels.co.uk

Stocking Model Railways by Hornby, Bachmann, Farish, Peco, Dapol, Metcalfe, Superquick, Corgi, Oxford, Classic etc. Railway Scenery by Gaugemaster, Woodland Scenics, Javis, Busch, Expo, etc.

Opening Times: Mon, Tue, Fri 9-5,  
Late night Thurs to 7.00pm, Sat 10-3 Closed Wed & Sun

**REDCAR MODELS & HOBBIES**

Most leading brands of 'OO' gauge model railways & accessories.  
Also Diecast, Plastic Kits, Woodland Scenics, K+S Metal Centre etc.

130 High Street, Redcar, Cleveland, TS10 3DH Tel: 01642 494912  
(open Tuesday to Saturday)  
Email: sales@redcarmodels.co.uk

**Dereks Transport Books**  
www.derekstransportbooks.com  
derekbooks@btinternet.com  
All transport subjects covered  
Established 1995 Ringwood

**Loconotion Models**  
N, OO, NG & T Gauge  
Open Mon; Thurs; Fri; Sat; 10am-5pm  
88 Meadow Street,  
Weston Super Mare,  
North Somerset, BS23 1QW  
Telephone: 07710 215566  
Email: david@loconotion.co.uk  
www.loconotion.co.uk

**Scale Rail Model Centre**

117 Victoria Road, Horley, Surrey RH6 7AH  
Tel: 01293 783558

**HASLINGTON MODELS**  
134 Crewe Road, Haslington, Crewe CW1 5RQ  
Telephone/Fax 01270 589079  
email: haslingtonmodels@live.co.uk

Appointed Stockists of  
Bachmann, Farish, Hornby, Peco,  
Gaugemaster, Dapol, Vi-Trains, Heljan,  
Humbrol, etc etc.  
• FREE Parking

OPEN THURS, FRI & SAT ONLY 10.00-16.00

**P & D Marsh**  
Whitemetal kits, hand painted models and laser cut wooden structures in N and OO.  
INCLUDES FINISHED AND PAINTED SIGNALS IN BOTH GAUGES.  
Free price lists available.  
The Stables, Wakes End Farm, MK17 9FB  
Tel: 01525 280068  
www.pdmarshmodels.com

**Stevenson Carriages & Millholme Models**  
4mm Coach Kits in LMS TPOs, LNWR, Midland & LY.  
Millhome Loco Kits now available  
MM14 Stirling Single No 1 • MM18 Furness Railway D5  
MM23 Hull & Barnsley J28 • MM24 Maryport & Carlisle  
Order kits & lists by phone 01246 863579  
or by email pbarker265@btinternet.com

**Mike Pett's Supercast OO Model Railway Figures**

NEW MODELS  
Unpainted  
OO Gauge £1.75 each  
O Gauge £3.50 each

FREE: Porter or Station Master unpainted on all December orders over £15

P&P  
OO Gauge £2.00  
O Gauge £3.00

HAND PAINTED MODELS  
OO Gauge £4.50 each • O Gauge £8.50 each  
60s worker

www.modelrailwayfigures00.co.uk  
(00 - zero zero)

Cheques payable to: Mike Pett  
12 Chatham Street, Ramsgate, Kent, CT11 7PP  
Tel: 01843 593417 • Mob: 07976 724225  
Email: mikepettphotos@btconnect.com

**Model Rail Baseboards**

Manufacturers of modular baseboard systems.

Custom made baseboards, helices, storage systems, control panels.

Complete layout service also available.

For more information and to see our gallery go to  
www.modelrailbaseboards.com  
sales@modelrailbaseboards.com  
Tel: 0035387 6555052

**THE HOBBY BOX**  
121 High St, Uckfield TN22 1RN Tel: 01825 765296  
www.thehobbybox.co.uk

Bachmann | Carrs | C&L | Cambrian | Cooper Craft | Dapol | Eckon | Evergreen | Expo | Farish  
Gaugemaster | Heljan | Hornby | K&M | Kadee | Kestrel | Knightwing | Lenz | P.D. Marsh | Metcalfe | Noch  
Parkside | Peco | Plastruc | Railmatch | Ratio | Romford | Seep | Slaters | Smiths | Springside | Southern Pride  
Superquick | SE Finecast | SMP | Tiny Signs | Wills | Woodland Scenics Etc.

Open: Tue-Fri 10am-5.30pm, Sat 9.30am-5pm

**RHUDDLAN**

Model Railways  
Games Workshop  
Die Cast Models  
Corgi - Dinky - Matchbox  
Plastic Kits  
Airfix - Revel - Etc

NEW AND USED ITEMS BOUGHT AND SOLD

HIGH ST, RHUDDLAN.  
01745 590048  
www.rhuddlanmodels.co.uk

**SOUTH EASTERN FINECAST**

NEW SECR LOCOMOTIVE TRANSFERS and LINING 4mm SCALE  
Range of VAC-formed Building Sheets - 4mm, 7mm & 10mm Scales.  
English, Flemish and Plain Bond Brickwork available, sheet size 14" x 9"

1/24, 1/43 CAR KITS,  
1/32 STEAM TRACTION ENGINE KITS,  
4mm LOCOMOTIVE KITS

Full catalogue £3.50 UK, £5.00 Overseas  
S.A.E price list only

GLENN HOUSE, HARTFIELD ROAD,  
FOREST ROW, EAST SUSSEX RH18 5DZ  
Tel: 01342 824711 Fax: 01342 822270  
Website: www.sefinecast.co.uk

**GOLDEN ARROW**

4mm scale resin loco body kits:-  
NEW! LSWR Adams '0395' 0-6-0 £55  
New moulds:- English Electric 'GT3' £60,  
SECR/SR 'E1/D1' 4-4-0, 'Q' & 'O1' 0-6-0 all at £55 each  
SR 'Z' 0-8-0, Mauseil Diesel shunter at £40 each

Please make cheques payable to C.Meachen  
392 Harold Rd, Hastings TN35 5HG  
Tel. 01424 445334  
Or please visit our website:-  
www.goldennarrow.me.uk

Kitbuilding, painting & lining services,-  
35 years experience  
Quality vintage bowpens always in stock

**The Model Railway Shop**

- Unique and Generous Part-Exchange Service
- Honest Prices Paid on your Exchange Goods
- Free Servicing - Only Parts Chargeable
- Stockists of New, Used, Hard to Find and Unusual Items

Address: 30 Station Lane, Featherstone, Pontefract, West Yorkshire, WF7 5BE  
Helpline: 01977 706730/07940 368316  
Email: modelrailwayshop@hotmail.co.uk

**Visiting the Isle of Wight?**

Two floors of locomotives, wagons, coaches, buildings, scenery, electrics, figures, cars and more!

N/OO9/HO/OO/On30/G

**UPSTAIRS DOWNSTAIRS**  
Pier Street - Sandown - PO36 8JR  
01983 406 616 - www.udiwow.com

**Waddell's Models**  
0141 552 8044  
56 Bell Street, Merchant City, Glasgow, Lanarkshire G1 1LQ

Open for Modelling Advice, Service & Repairs, DCC Decoder Fitting and Limited Edition Models selling all scales and gauges including 2mm, 4mm, N, OO

We stock: Bachmann \* Dapol \* Farish \* Heljan \* Hornby \* Peco \* and many more...

Closed for holiday 20th July - 4th August (inclusive)



# **WE WANT YOUR Model Railways**



We will buy  
almost any Railway  
Collection, large or small.  
All gauges will be taken, in any  
condition. We always give an honest  
price and will collect and dismantle any layout.

Telephone: **01302 371623**

Mobile: **07526 768178**

or email: [anoraksanonymous@googlemail.com](mailto:anoraksanonymous@googlemail.com)



## TRAINSTOP

10 High Street  
Knighton, LD7 1AT



A GREAT LOCAL  
MODEL RAILWAY SHOP

LARGE STOCKS OF OO AND N GAUGE,  
1:76 DIECAST,  
SCALEXTRIC & FARM/CONSTRUCTION MODELS.

[www.trainstop.co.uk](http://www.trainstop.co.uk)

Email us at: [trainstopcontact@gmail.com](mailto:trainstopcontact@gmail.com)  
Call us on: 01547 520673

[www.ToppTrains.co.uk](http://www.ToppTrains.co.uk)

**NEW**

Shop for model  
railway enthusiasts

**OPEN NOW**  
**Free Parking**

Wide range of stock from all  
your favourite suppliers,  
PLUS bespoke services,  
ordering service and online shop.



Topp Pets

Call us or see our website for details

28 Marston Road, Stafford, ST16 3BS

Tel: 01785 247883

MODEL RAILWAY

**PORTSMOUTH & SOUTHSEA**

MON-SAT 9.00-5.30

CENTRE

SUN 10.00-2.00

PECO - HORNBY - BACHMANN - DAPOL - RATIO - GRAHAM FARISH ETC  
PRE-OWNED RAILWAYS BOUGHT & SOLD  
EXTENSIVE RANGE OF DIECAST MODELS & RADIO CONTROLLED CARS

THE MODEL SHOP

117 NEW ROAD, PORTSMOUTH, HANTS PO2 7QS. PHONE/FAX: 02392 653100

**THE TUTBURY JINNY**

COLLECTABLES

**01283 814777**

MODELS

UNIT 9, TUTBURY MILL MEWS, TUTBURY, Nr. BURTON-UPON-TRENT DE13 9LS

BASS/WORTHINGTON VENT VAN.....£12.50 (plus £2.50 p&p for either one or two)  
6-WHEEL MILK TANK NESTLÉ 'OO' GAUGE.....£17.50 (plus £2.50 p&p for either one or two)  
6-WHEEL MILK TANK NESTLÉ 'O' GAUGE.....Price to be confirmed

- ADVANCED ORDERS TAKEN -

## IMPRESSED WITH YOUR BALLASTING?

However satisfied you are with your finished trackwork, it can be done quicker and easier with Tracklay™ underlay - the trains will run quieter as well - try it yourself and see how much time and effort you save.

	5m	10m	20m	30m	40m	50m
OO	£14.70	£23.26	£40.54	£58.70	£77.30	£84.35
N	£12.20	£17.67	£29.56	£42.43	£54.34	£63.20
Z	£11.30	£15.06	£25.30	£35.36	£44.14	£50.85

PRICES INC  
UK P&P

Order online at [www.tracklay.co.uk](http://www.tracklay.co.uk)  
Tracklay Sales (Dept B), 87 Babington Road,

Barrow-Upon-Soar, Leics LE12 8NH. Tel: 01509 415594

TRIAL SAMPLE  
£4.96 (OO or N)  
£2.00 off first  
order voucher

**Tri-angman**

specialist in model railways

Tri-ang, Hornby, Wrenn,  
Bachmann, Minic etc...  
buy, sell & repair hard to  
find items and collectables

Find me on

[www.tri-angman.co.uk](http://www.tri-angman.co.uk)

or contact:

Tel 07966 333605

[laurence@tri-angman.co.uk](mailto:laurence@tri-angman.co.uk)

**TENNENT'S  
Trains**

Home and International  
Mail Order is our speciality

[www.tennentstrains.co.uk](http://www.tennentstrains.co.uk)

- We stock gauges from N to G
- Discount prices on major manufacturer locomotives • Large secondhand selection • Agents for Lionel and MTH Trains • Fine and course scale O Gauge • 3 rail track O and OO a speciality • Repair and kit building service • DCC fitting service • Lots of tools materials and fittings • Free secondhand valuations

Tel: 0121 550 1266

Shop 1, No. 130 Hagley Road,  
Hayley Green, Halesowen, B63 1DY

Opening times: 11am to 5pm  
Monday, Tuesday, Wednesday,  
Friday and Saturday

**TRIDENT TRAINS**

No10, The Craft Arcade  
Dagfields Craft Centre,  
Crewe Road, Wagherton, Nantwich,  
Cheshire. CW5 7LG


[www.tridenttrains.co.uk](http://www.tridenttrains.co.uk)

HORNBY-BACHMANN-HELJAN-FARISH DAPOL-PECO-LENZ-  
TCS-GAUGEMASTER-METCALFE-RATIO+MUCH MORE  
01270 842400



**[www.murphymodels.com](http://www.murphymodels.com)**





Ellis Clark Trains  
Unit 13 Baildon Mills  
Northgate, Baildon  
Shipley, West Yorkshire  
BD17 6JX



# WANTED

Top prices paid for your collections  
of trains, diecast & tinplate

- ✓ Call, email or post a list
- ✓ All makes, gauges and ages considered
- ✓ British, Continental and American
- ✓ All gauges of kit/scratch built and live steam
- ✓ Diecast and tinplate cars, lorries, buses, planes, soldiers
- ✓ Happy to travel nationwide and view or collect
- ✓ Large collections a speciality
- ✓ Friendly and professional service



T 01274 809317  
M 07799 554491  
E [ellis@ellisclarktrains.com](mailto:ellis@ellisclarktrains.com)  
W [ellisclarktrains.com](http://ellisclarktrains.com)

NEW  
e-commerce  
website  
coming soon



# **WANTED**

## **MODEL RAILWAY & COLLECTABLES**

### **Top Prices Paid**

*For all makes, all  
gauges and live steam,  
aeroplane kits, boats,  
die cast etc.*

### **Instant cash paid**

*Will travel to collect*



**01945 429252**  
**07723 336344**  
**email: [dbmodels@live.com](mailto:dbmodels@live.com)**

28c Europa Way, Wisbech, Cambs, PE13 2TZ



# 6 GREAT BENEFITS OF GOING DIGITAL with **BRM** BRITISH RAILWAY MODELLING

Reading **BRM** as a Digital Edition brings with it a mass of benefits to make your favourite railway modelling magazine even better. Here's why you should check out **BRM** as a Digital Edition...

1

## EXTRA PICTURES

The Digital Edition of BRM features additional 'Picture Galleries' which include images not shown in the magazine. These galleries are shown by small dot icons at the bottom of an image. Simply click or swipe the images and you'll see the image replaced with a new picture.

## LIVE WEBSITE LINKS

You'll notice throughout the pages of BRM that we link articles in print to additional, free content on either Model-Railways-Live.co.uk or RMweb.co.uk – this could be extra content, bonus images, video or links to forums. Rather than type in the website address and search for the content, readers of the Digital Edition only have to click on the link to be taken to the relevant web page.

2

## SAVE MONEY!

You can download the Digital Edition from just £2.49 an issue, that's a saving of £1.26 over the price of the printed magazine. Prices are just:

▶ 1-month rolling subscription: £2.49 per month **SAVING YOU £1.26**

▶ Single issue: £2.99 **SAVING YOU 76P**

▶ 6-month subscription: £13.99 **SAVING YOU £8.51**

▶ 12-month subscription: £26.99 **SAVING YOU £18.01**

3

## NO STORAGE PROBLEMS

Admit it, you've got a batch of magazines stored somewhere (probably gathering dust) and it's getting bigger by the month. By changing to Digital Editions, all future issues will be stored on your computer or tablet device. No more falling over piles of magazines!

4

## IMAGE QUALITY

We pride ourselves on producing the best possible model railway layout photography and have recently invested in better quality paper to ensure the image reproduction is vastly improved. However, when you view the images on a computer or tablet you'll appreciate just how much better many of the images really are!

5

## ZOOM FUNCTION

Reading a magazine on a computer or tablet allows you to zoom into text or images. This is great news if your eyesight isn't what it once was, or you want to appreciate minute detail in an image.

6

For more information and to watch our promotional video, go to: [www.model-railways-live.co.uk/digital](http://www.model-railways-live.co.uk/digital)







# CLASSIFIEDS

## ACCESSORIES, BOOKS & MODEL SERVICES

### NICK TOZER

RAILWAY BOOKS

### RAILWAY BOOKS BOUGHT & SOLD

Free Railway  
Booksearch Service

155 Church Street, Paddock,  
Huddersfield, HD1 4UJ

Shop now open: Tue/Wed/Sat  
(non-show dates) 11:00-17:00

+ Thu 14:00-20:00

Tel: 01484 518159 (answer machine)

[www.railwaybook.com](http://www.railwaybook.com)

email: [nick@railwaybook.com](mailto:nick@railwaybook.com)

HORNBY - PECO - BACHMANN - FARISH  
CORGI - OXFORD - EFE - AIRFIX etc  
NEW & SECONDHAND RAILWAYS & DIECAST  
WARHAMMER  
Scalextric

**MANKIM  
MODELS**  
213 Shrub End Road, Colchester, Essex CO3 4RN  
Tel: 01206 574929 Fax: 01206 563171  
NEW & SECONDHAND  
DIECAST & RAILWAYS  
Major Credit Cards Accepted  
Sorry no lists Ample Parking

### SIGNALS MODEL SHOP

8 Holly Court, High Street,  
Midsomer Norton, Somerset, BA3 2DB  
[www.signalsmodels.com](http://www.signalsmodels.com)

Mon to Sat From 10am 01761 402484

Stockists of Bachmann, Hornby, PECO,  
Humbrol, Noch, Graham Farish, Metcalfe,  
Gaugemaster, Wills, etc. Plus second-hand.

FREE PARKING less than 5 mins walk

## KITS, SOFTWARE & CASTING



## Parkside Dundas



### O Gauge: 7mm Scale

16 Ton Coal Wagon (1/108) illustrated)	PS30	£33.90
LNER Horse Box (5)	PS109	£49.90
Southern Meat Van (1486)	PS101	£33.90
6WR 20 Ton Brake Van (AA19)	PS44	£39.90
LMS Meat Van (01670)	PS18	£32.50

Visit our website for details of more kits

Catalogues - 'O', 'OO' or '009': £3.00 each post paid.  
SAE only for 'N' leaflet. Please add £3.00 P&P per order.

Exhibitions: Doncaster 7-8 Feb, Shepton Mallet 21 Feb, Glasgow 20-22 Feb



Millie Street, Kirkcaldy, Fife, KY1 2NL

Tel/Fax: 01592 640896 [sales@parksidedundas.co.uk](mailto:sales@parksidedundas.co.uk)

Website: [www.parksidedundas.co.uk](http://www.parksidedundas.co.uk)

**MP Middleton Press**  
EVOLVING THE ULTIMATE RAIL ENCYCLOPEDIA

Available NOW

### RAIL TIMES

FOR GREAT BRITAIN

Winter Revision - Valid from 14 Dec to 16 May 2015

£18.95 + £3 P&P (UK) MAIL ORDER

Published 24 January

### NOTTINGHAM TO BOSTON

£17.95 P&P free (UK) MAIL ORDER

[www.middletonpress.co.uk](http://www.middletonpress.co.uk)

Easebourne Lane, Midhurst, GU29 9AZ  
T: 01730 813169 E: [sales@middletonpress.co.uk](mailto:sales@middletonpress.co.uk)

Please visit our website  
or telephone for a brochure

### BRM

BRM BACK ISSUES  
Our Digital Editions  
go back to April 2011!



[www.pocketmags.com/BRM](http://www.pocketmags.com/BRM)

## KITS, SOFTWARE & CASTING



### Plataurum Design Ltd.

We are precision casters specialising in Brass, Bronze and  
Nickel Silver concentrating on quality and reliability for our  
customers. Special one off designs to multiple production work

### Highest quality lost wax casting

Superb detail and definition is achieved showing  
engraving and intricate components

Tel: 0121 554 4664 Fax: 0121 515 2506

Email: [richard-sheard@btconnect.com](mailto:richard-sheard@btconnect.com)

Web: [www.plataurumdesign.com](http://www.plataurumdesign.com)



### MODELS

CHELMSFORD

### John Dutfield FOR Model Railways

Wards Yard, 133 Springfield Park Road (at the junction with Hill Road) Chelmsford CM2 6EE

TEL: 01245 494455. EMAIL: [heatherwilkinson@btconnect.com](mailto:heatherwilkinson@btconnect.com)

Stockists of many brands inc Bachmann, Hornby, Graham Farish, Dapol, Gaugemaster and Peco.

Secondhand bought and sold.

Gift Vouchers available Selection of kits, glues, tools, paints and accessories.

OPENING HOURS:

9.00am-5.30pm Mon, Tues, Thurs, Fri and Saturday Closed Wed, Sun & Bank Holidays  
All major credit/debit cards accepted.

## ADVERTISERS INDEX

3Mm Scale Model Railways	150	Model Railway Developments	160
A.C. Models	135	Model Railway Solutions	148
Activity Media Limited	140	Model Railways Direct Ltd	120 & 121
Addlestone Models	151	Model Railway Scenery	148
Amb Services	146	Model Trains 4 U	148
Alphagraphics	133	Modelers Mecca Limited	142
Alton Model Centre	147	Modelmania	148
Alton Model Railway Group	112	Modrtec	150
Ancorton Models	133	Monk Bar Model Shop Ltd	148
Andy Lowe Electronics	145	Morley Controllers Limited	143
Anne Peak	146	Morris Models	148
Anoraks Anonymous	152	Mr Malcolm Townsend	112
Aston's Auctioneers & Valuers	115	Murphy Models	153
Bachmann Europe Plc	2	Nick Tozer	158
Barry Jones	151	Olivia's Trains & Models	125
Barry Stockton	112	Oxford Diecast Ltd.	90
Bill Hudson Transport Books	160	P & D Marsh	151
Blackwells Of Hawkwell	161	Parkside Dundas	158
Bournemouth Model Railway Cent.	141	Perms Butler Limited	143
Branchlines	150	Pennine Mrs	113 & 127
C & L Finescale Modelling Ltd.	140	Pennine Models	148
C & M Models	150	Peters Spares Model Railways Ltd.	144
Chester Model Centre	133	Phoenix Precision Paints	144
Church Street Models	146	Plataurum Design Limited	158
Comra Ltd	115	Pooeyers Puffers	150
Compasser Models	161	Quinton Road Models	151
Crab Pot Model Shop	150	Radley Models	148
Crafty Hobbies	150	Rails Of Sheffield	128 To 130
Dapol Limited	163	Rapido	86
De Models	155	Ray Heard	112
Dcc Concepts Pty Ltd	3 & 131	Redcar Models & Hobbies	151
Dcc Supplies	134	Riddian Models	151
Deluxe Materials Limited	135	Ron Lines	149
Derek's Transport Books	151	Roxey Mouldings	161
Doublet Scenics	146	Sawyer Models	144
Durham Trains Of Stanley	160	Scale Rail Model Centre	151
Edward James Collectables	141	Scenes.com	149
Ellis Clark Trains	8 & 9	Signals Model Shop	158
Expo Drills And Tools	146	Skyrex (2013) Limited	147
Express Models	146	South Eastern Finecast	151
Finescaletrass (UK) Ltd.	124	South West Digital	144
Fox Transfers Ltd	140	Specialist Crafts Ltd.	132
Gaugemaster Com	10 & 11	Springside Models	145
Gc Weathering	141	Squires Model & Craft Tools	117
Gee Dee Models	146	Srp Fairs	112
Geoff Gamble Books	160	Stevenson Carriages & Millholme Models	151
Gilbow (Holdings) Ltd	6	Street Level Models	149
Golden Age Models Limited	137	Sunningwell Command Control Lt	160
Golden Arrow	151	Sylmasta	134
Golden Valley Hobbies Limited	140	Taunton Controls Ltd	122
Graphic Air Systems	142	Tennants Trains	153
Great Central Railway	117	The Bristol O Gauge Show	113
Great Eastern Toys And Models	150	Tri-Angman	153
Grimy Times	142	Tri-Angman Model Shop	153
H. A. Models	150	The Model Railway Shop	153
Harburn Hobbies	143	The Model Tree Shop	132
Haslington Models	157	Timber Tracks	149
Hatton's Model Railways	14 To 23 & 138 To 139	Time Machine Model Shop	150
Heathcote Electronics	159	Time Custom Finnish Locomotives	118 & 119
Hobbybase	146	Tony Dokes	112
Hobbyrail	151	Topp Trains	149
Hornby Hobbies Limited	164	Townstreet	149
Howard Scenic Supplies	160	Tracklay Sales	153
Invertrain Model Railways	150	Trains 4U	153
Isinglass Models	150	Trainstop	153
Isington Models	157	Train-Tech	141 & 147
Jack The Station Cat Limited	150	Tri-Angman Model Shop	153
Jacksons Models	151	Tri-Angman Model Shop	153
Jennings Models	126	Upstairs Downstairs	151
Joe Lock	112	Vectis	113 & 161
John Duffield	158	Viking Optical	160
Just Tracks	143	Waddell's Models	151
K & M Models	146	Waltons Of Altrincham	160
K.s's World Of Models	147	Warley Mrc Exhibitions Ltd.	112
Langley Miniature Models	137	Wellington Trains & Models	127
Liskeard Railway Models	116	White Rose Modelworks	149
Locomotion	136	York Modelmaking And Display Limited	149
Locomotion Models	151	You Chooos	135
Lord And Butler	148		
Macs Model Railroading	150		
Mankim Models	158		
Marcway Models & Hobbies	159		
Meridienne Exhibitions Limited	115		
Metcalfe Models & Toys Limited	12 & 13		
Middleton Press	158		
Mike Pett	151		
Millennium Models	160		
Mix Microdrives	142		
Model Market Limited	160		
Model Rail Baseboards	151		



## ELECTRONICS

[www.heathcote-electronics.co.uk](http://www.heathcote-electronics.co.uk)

The **SIMPLE SHUTTLE** controls a train running backwards and forwards. Trains pause for an adjustable delay at each end of the line. The Simple Shuttle has built in infra red train detection. An IRDOT-1 provides detection at the other end of the line. Advantages include: works in light or dark and no modifications to track or rolling stock. see video of a working Simple Shuttle on [www.heathcote-electronics.co.uk](http://www.heathcote-electronics.co.uk)



Wiring is simple. Apart from connections to a 12 to 16 volt (AC or DC) power supply the diagram shows all the wiring. The Simple Shuttle can also be used where there are sidings at one end of the line. A train arrives in one siding, the points automatically change and a different train departs after the delay. This uses a simple shuttle and an IRDOT-P at the end of every siding. Track power is obtained from a conventional controller.

*Special offer, valid for this issue:*

*Simple Shuttle plus IRDOT-1 £29.90 including postage.*

For fast trains where gradual slowing and acceleration are required we have a range of controls for shuttles with and without sidings, station stops, passing loops, automatic storage sidings etc. The units can be combined together to give very interesting automation. We also have a range of automatic signal controls and infra red detectors.

For more information about our products we have a catalogue (price £2.50 including postage) and a very informative web site.

[www.heathcote-electronics.co.uk](http://www.heathcote-electronics.co.uk)

email: [cah@heathcote-electronics.co.uk](mailto:cah@heathcote-electronics.co.uk) phone/fax: 01538 756800  
Heathcote Electronics, 1 Haydock Close, Cheadle Staffs, ST10 1UE



**BRM**  
BRITISH RAILWAY MODELING

**Subscribe today!**

Call our hotline on 01778 392002

[www.model-railways-live.co.uk](http://www.model-railways-live.co.uk)

## RETAILERS & MANUFACTURERS

**MARCWAY**  
**POINTWORK**  
**RENOWN FOR QUALITY**

Ranges available in gauges 1, 0, SM32, 00, EM, HO 0-16.5. All are ready to run and spray finished. SAE or phone for leaflet

### Custom Pointwork

We construct custom pointwork & junctions in any gauge to your required specifications. All gauges from G to 009 including Dual Gauge & American O & Narrow Gauges.

PHONE MARC WEAVER ON 01709 542951

TECHNICAL & CUSTOM POINTWORK  
01709 542951 (not always manned)

### MARCWAY 0 Gauge Pointwork

Handcrafted with code 125 bullhead nickel silver rail matching Peco and C & L 0 gauge track. Built as per all our ready to run pointwork ranges with live frogs, are self isolating and rail built throughout with no cast or moulded parts. Extensive standard range including 3 ways, slips, crossings, curve points etc. L & R point start at £43.95.

Introduction offer 4x72" or 48" points £159.00

### MARCWAY Gauge 1

Range of ready to run pointwork, includes curved points, 3 ways slips etc. Very sturdy construction and will stand up to rigours of heavy live steam + electric running inside or out. Available in rail types making perfect match to Peco or Tenmile tracks.

PRICES START £88.00 10', £93.00 15' Radius L or R.

Scissors, facing or trailing crossovers, curved diamonds, curved points as required are just some of the regular specials constructed.

### MARCWAY SM32 Pointwork

A small range available built with the same rail type options as the gauge 1 ranges and to match the Tenmile or Peco SM32 trackwork systems. Additionally we can construct any required point or crossing etc. with any rail type or sleeper to order. Prices start at £75.00

### MARCWAY 6 Scale Points

All built to customers requirement with rail type and sleepers to match required track (ie LGB, Peco, Tenmile G Tracks) We can build left or right hand points in the required radius or wye, or more complicated pointwork and crossings as desired.

### MARCWAY 0-16.5 Pointwork

Constructed with code 100FB nickel silver rail and narrow gauge type sleeper making a match to Peco 0-16.5 track. In addition to items listed any type can be custom built. Prices start £27 per L or R.

### MARCWAY 00 & EM Pointwork

Handcrafted in either 00 or EM gauges with code 75 nickel silver Bullhead rail and to match to SMP Scaleway track. The 00 range are built to take Hornby, Bachmann, Lima as well as finescale wheel standards. EM are set to the normal fine settings. Range includes slips, 3 ways, curve points etc. Construction & finish as per 0. Prices start at £25.50 for L or R.

Introductory offer 4 x Lor R, hand 36" or 48" points for £90.00

### MARCWAY TRACK MATERIALS

For all gauges: Rails, sleeper strips, cut sleepers, track gauges, point levers & motors, switches, planners, metal track templates, point kits, frog units etc

SCALEWAY TRACK	
Code 75 Bullhead plastic based flexible track - beautifully proportioned to capture trackwork of the British steam era.	
J Scaleway 00 Nickel Silver Track Box of 10 yards.....	£43.00
K Scaleway 00 Phosphor Bronze Track Box of 10 yards.....	£43.00
L Scaleway EM Nickel Silver Track Box of 10 yards.....	£43.00
M Scaleway EM Phosphor Bronze Track Box of 10 yards.....	£43.00
Also available P4 18.88 + 19.33.....	£47.00
OO 36" Radius Point Kit Left or Right Hand.....	£7.99
All above plastic based and also available in Phosphor Bronze. SAE or phone for full SMP leaflet including PCB kits, sleepers, gauges etc.	
PCB pre-cut sleepers	
00SL 100 x 00 3.5mm x 32mm sleepers.....	£6.50
00SLX 1000 x 00 3.5mm x 32mm sleepers.....	£57.00
EMSL 100 x EM 3.5mm x 36mm sleepers.....	£6.50
EMSLX 1000 x EM 3.5mm x 36mm sleepers.....	£57.00
OSL 100 x 0 6mm x 63mm sleepers.....	£9.95
OSLX 1000 x 0 6mm x 63mm sleepers.....	£89.00
<a href="http://www.smpscaleway.com">www.smpscaleway.com</a>	


### NEW OBSOLETE HORNBY

As well as all current range we carry vast selection of new obsolete locos, rolling stock, Skaledale etc.

Please phone for details or visit our small listing website  
[www.modelrailways.me.uk](http://www.modelrailways.me.uk) or [www.marcway.net](http://www.marcway.net)

**MARCWAY**  
**SCALE MODELS**

0114  
2449170



VISIT OUR SPACIOUS SHOP - 1200sq ft Sales Area • SHOP OPEN 10am-5pm 6 days a week

Phone, Fax or Post your order. [marcway.net](http://marcway.net) has full Marcway Pointwork list  
**HORNBY & SCALEXTRIC MAIN AGENTS** Peco - Farish - Gaugemaster - Bachmann etc. Sets, Train Packs, Locomotives & Accessories etc. Also modellers tools, airbrushes, paints, plastic, metal and wood section and sheet. *Secondhand equipment bought and sold. Vast selection combined with helpful & friendly service - Free technical advice by phone or in store*

**598-600 ATTERCLIFFE RD, SHEFFIELD S9 3QS**

SITUATED 2 MILES FROM M1 JUNC 34 (Meadowhall Exit) 200yds from Attercliffe Tram Stop

INSIST ON MARCWAY WORKSHOP



## BILL HUDSON BOOKS

Please visit our totally revamped site.  
Now with secure online ordering!

[www.billhudsontransportbooks.co.uk](http://www.billhudsontransportbooks.co.uk)

Tel/Fax: 01629 580797

Please visit: Matlock Station, Station Yard, Matlock DE4 3NA

## HOWARD SCENIC SUPPLIES

[www.howardscenicsupplies.co.uk](http://www.howardscenicsupplies.co.uk)

Email: [sales@howardscenicsupplies.co.uk](mailto:sales@howardscenicsupplies.co.uk) Tel: 01206 576317



Ready Made  
'Realistic Ponds'  
from only £5.95



**NEW Turntable Mechanism**  
Electro-mechanical indexing (as shown)  
ensures accurate positioning.  
Speed control and direction.  
Use alone or DCC.



[www.emardee.org.uk](http://www.emardee.org.uk)

## GEOFF GAMBLE BOOKS

Railway book specialist covering UK and overseas  
prototypes, also modelling, bus, tram and shipping books.  
Book searches a pleasure. Many books POST FREE.

Visit <http://www.geoffgamblebooks.co.uk>  
for further details. On-line ordering on  
[www.rail-books.co.uk](http://www.rail-books.co.uk) Tel: 01293 406137

## THE HOBBY SHOP

[www.hobb-email.com](http://www.hobb-email.com)

*Exclusive* Shepherd Neame  
Reliant 3 Wheel Van  
from Oxford in stock NOW!



122 West Street, Faversham, Kent, ME13 7JB Tel: 01795 531666

## Millennium Models

Hornby, Bachmann, Peco and more.

New and Secondhand stock

Jarvis, Dapol, Metcalfe, Corgi, Oxford

67 Queen Street, Morley, Leeds LS27 8EB

Tel: 0113 2189286 [www.millennium-models.co.uk](http://www.millennium-models.co.uk)

## Model Market Limited.

**HORNBY**

DCC concepts

Digital plus<sup>®</sup>  
by Lenz

ESU

Lok Sound  
Lok Pilot

Loco Renaming & Renumbering Plus Our Own Special Editions

[www.ModelMarket.co.uk](http://www.ModelMarket.co.uk)

07890 - 095933

## DURHAM TRAINS OF STANLEY

MORE THAN JUST A MODEL SHOP

WE STOCK ALL MAJOR BRITISH OUTLINE ROLLING STOCK AND SCENICS AS WELL AS OXFORD DIECAST. WE ALSO  
OFFER A CHIP FITTING SERVICE RTO READY AND HOME DCC READY LOCOS AND SERVICE MOST MAKES OF LOCOS.  
JUST CLICK ON OUR WEBSITE FOR MORE INFORMATION. WE ALSO HAVE OVER 3000 ITEMS FOR SALE ONLINE.

6 STATION ROAD, STANLEY, CO. DURHAM, DH8 0JL

SHOP OPEN MON-TUES-FRI-SAT OPEN 0930-1700 • THURS 1100-1900 • CLOSED WEDNESDAY AND SUNDAY

TEL: 01207 232545 • [www.durhamtrainsofstanley.co.uk](http://www.durhamtrainsofstanley.co.uk) • email: [sales@durhamtrainsofstanley.co.uk](mailto:sales@durhamtrainsofstanley.co.uk)



Always looking to bring you the best in  
Digital Command Control systems and support

For further details please send a SAE to:

SCC Ltd. PO Box 381, Abingdon SO, OX13 6YB Tel: 01865 730455

Or visit our website at: [www.scc4dcc.co.uk](http://www.scc4dcc.co.uk) Email: [info@scc4dcc.co.uk](mailto:info@scc4dcc.co.uk)




**BRM**  
BRITISH RAILWAY MODELLING

## FREE E-NEWSLETTERS

Exclusive articles, competitions & offers

Register now at [www.model-railways-live.co.uk/register](http://www.model-railways-live.co.uk/register)

## SOLDERING IRONS & ACCESSORIES



86 page paperback  
with many illustrated  
examples to help you  
get started as well as  
improving your  
soldering

Now reprinted for the  
8th time

**£3.99**

+ £1 Postage

Trade enquiries welcome for this book

**BREWSTERS Ltd**  
112 New George Street, Plymouth PL1 1RZ  
Phone 01752 665011

## ANTEX SOLDERING IRONS

**CS18 18W IRON £20.99**  
Postage £2.50

The ANTEX CS18 18 Watt Soldering Iron comes fitted with 2.3mm bit.  
This iron is ideally suited for 'N' gauge modelling as well as all types of  
electronic Soldering. We stock a range of bits for this iron. See websites  
below

**XS25 25W IRON £21.45**  
Postage £2.50

Slightly larger than the CS18 the XS25 is fitted with a 3mm bit.  
This iron is ideally suited to all work around a OO gauge layout  
including soldering to track. A range of additional bits are available  
for this iron. See Website below for more information on both irons

Our Full Soldering Catalogue Containing Over 200  
Items is on our Websites @

[www.soldering-shop.co.uk](http://www.soldering-shop.co.uk)  
[www.brewstersbatteries.co.uk](http://www.brewstersbatteries.co.uk)  
ALL MAJOR CREDIT/DEBIT CARDS ACCEPTED

## WALTONSMODELS.CO.UK

Where Will Your Hobby Take You Today?

Figures from £5.20



Hornby DCC NMRA  
decoder only £13.75

Crosfield Chemicals  
Limited Edition

3 x Wagons  
£29.95



[info@waltonsmodeles.co.uk](mailto:info@waltonsmodeles.co.uk) 0161 928 5940

30 Stamford Street, Altrincham, Cheshire, WA14 1EY





**www.sommerfeldt.co.uk**

Overhead Catenary System for 'O' 'N' & 'HO' also Pantographs

**Blackwells of Hawkwell**

Tel: 01702 200036 • Fax: 01702 204210 • sales@blackwells-miniatures.com

P.O.Box 2099 Hockley, Essex SS5 4UY

**www.blackwells-miniatures.com**

Trees & Scenic Materials, Card Buildings, Roadways, Grass Mats, etc.

**roxeymouldings.co.uk**

Your website for finescale locomotive, carriage and wagon kits in 00 and 0 gauges. A wide range of accessories in stock from Slater's, Markits, Romford, Alan Gibson and our own etched detail frets. Motors from Mashima and Tenshodo with gears and gearboxes from Markits and Roxey. Markits 00 rolling stock wheels and our own turned steel wheels for 0 gauge. Ixion 0 gauge ready to run locos locos. For Exhibition sales only, we stock solder, flux and Precision Paints.

**Roxey**  
MOULDINGS

58 Dudley Road, Walton-on-Thames, Surrey KT12 2JU

Tel: 01932 245439

**Roxey**  
MOULDINGS

**Vectis**  
AUCTIONS LTD  
COLLECTABLE TOY SPECIALISTS



**VISIT THE VECTIS WEBSITE**

You will find listings of all our Train auctions from 1999, including all prices realised for any train we've sold over the past decade.

**WWW.VECTIS.CO.UK**

**CONNOISSEUR MODELS**

**0 Gauge Etched Locomotive, Wagon & Carriage Kits**  
**Website & On Line Catalogue**  
**www.jimmcgeown.com**

or Send 2nd Class Address Label For Free Printed Catalogue  
1 Newton Cottages, Nr Weobley, Herefordshire HR4 8QX

## Connoisseur Models, a Business with a Van

As proprietor of Connoisseur Models I have produced etched kits & supplied them direct to modellers for over 25 years. Mail order sales are promoted by a printed catalogue & website but I am very aware that for many modellers, particularly new customers, physically handling a product is desirable. So to provide a shop window I load the van with my sales stand & attend around twelve exhibitions & shows each year.

These are an ideal opportunity for customers to have a good look through kits that they have an interest in for potential future projects. This can help the customer to evaluate the quality of the kit & its suitability.

I have on display a selection of finished models that I have built from my kits & again having a look at these is useful in evaluating the potential of the kit & it is also reassuring to know that the bloke selling you the bits can actually put them together.

If when you visit the stand it appears crowded don't be

put off for fear of interrupting important business. Chances are that its only animated conversation between regular customers. Just elbow your way through and join in because 0 gauge modellers are a friendly group.

So put your cheque book in your pocket & come too see me & my stand at these next few shows

### • Bristol 0 Gauge Trade Show

Sunday 25th January 2015,  
Exhibition Centre  
of UWE Bristol, Filton Road,  
BS34 8QZ.  
www.bogg7mmexhibition.com

### • ALSRM Northern Show Manchester -

Sunday 15th February 2015,  
Woodhouse  
Park Centre, Wythenshawe,  
M22 1QW  
www.alsrm.org.uk

### • Gauge 0 Guild

Spring Convention, Saturday  
7th March 2015  
Kettering Leisure Village, NN15  
6GN



www.gauge0guild.com

• The East Anglian Exhibition  
Saturday 14th & Sunday 15th  
March 2015  
The Britten Arena, Huntingdon,  
PE29 2NH  
www.stneotsmrc.com

• YORK, Easter 2015  
Sat 4th, Sun 5th & Mon 6th April  
Knavesmir Exhibition Centre,  
York Race Course,  
www.yorkshow.org.uk

• 0 Scale Northwest 2015 -  
Saturday 25th April 2015, Leigh,  
WN7 4JY  
www.nwogm.org.uk

**Connoisseur Models,**  
**Proprietor Jim McGeown**  
**1 Newton Cottage, Nr Weobley,**  
**Herefordshire, HR4 8QX**  
**01544 318263**  
**Website:**  
**www.jimmcgeown.com**



BRM

# NEXT MONTH

**ON SALE**  
8TH JANUARY!

**HORNBY®**

## **HORNBY 2015 - THE FULL STORY**

We'll bring you all the stories from Hornby's 2015 preview, the latest announcements, delivery updates and much more!

# 4 QUALITY LAYOUTS

Enjoy four superb reader layouts in N, OO, EM and P4, including 'Hazelbank' (inset), 'Much Murkle', 'Sheaf Valley Railway' and Milton Keynes MRC's 'Milton Quays' (below).



**FREE 'SIX GREAT LAYOUTS' DVD**

Worth  
£7.99!

\*And yes, that includes all subscription, newsstand and digital edition copies, both UK and overseas!

## **BUILD, CONVERT, CREATE...**

Get your new modelling year off to a flying start by building a locomotive kit or converting an RTR model into something unique. Phil Parker, Tony Wright and Nigel Burkin show you how.



**PLUS ▶ Exclusive Interview: DJModels**  
**▶ Aerofilms for Modellers ▶ NER Snowploughs**





Tel: 01691 774455

Fax: 01691 778866

e-mail: sales@dapol.co.uk

Model Railway Company

www.dapol.co.uk

Dapol Limited, Gledrid Industrial Park, Chirk, Wrexham, LL14 5DG

# We would like to wish all our customers a **VERY MERRY CHRISTMAS** and a **HAPPY NEW YEAR**



## 'N' releases in December

### BRITANNIA



2S-017-001 - Britannia BR E/Crest Robert Burns BR1 Tender 70006

2S-017-001D - Britannia BR E/Crest Robert Burns BR1 Tender 70006 DCC

2S-017-002 - Britannia BR L/Crest Alfred the Great 70009

2S-017-002D - Britannia BR L/Crest Alfred the Great 70009 DCC

2S-017-003 - Britannia BR E/Crest Apollo BR1 Tender 70015

2S-017-003D - Britannia BR E/Crest Apollo BR1 Tender 70015 DCC

2S-017-004 - Britannia BR L/Crest Morning Star 70021

2S-017-004D - Britannia BR L/Crest Morning Star 70021 DCC

2S-017-005 - Britannia BR L/Crest Western Star Weathered

2S-017-005D - Britannia BR L/Crest Western Star Weathered DCC

ND095B - Britannia Oliver Cromwell 70013

ND095BD - Britannia Oliver Cromwell 70013 DCC

### CLASS 122

2D-015-001 - Class 122 BR Green with Whiskers 55000

2D-015-001D - Class 122 BR Green with Whiskers 55000 DCC

2D-015-002 - Class 122 BR Green SYP W55006

2D-015-002D - Class 122 BR Green SYP W55006 DCC

ND210A - Class 122 Regional Railways Livery 55012 Dummy

ND210B - Class 122 Blue/Grey Livery W55011 Dummy

ND210C - Class 122 BR Green with Whiskers W55016 Dummy

ND210D - Class 122 BR Green SYP W55003 Dummy



Also released this month include;

2D-013-000 - Class 27 BR Blue Livery 27108

2D-013-000D - Class 27 BR Blue Livery 27108 DCC

2D-013-001 - Class 27 BR Green SYP D5401

2D-013-001D - Class 27 BR Green SYP D5401 DCC

2D-013-051 - Class 27 BR Blue 27203 Dummy

2D-013-052 - Class 27 BR Blue 27212 Dummy

2D-013-053 - Class 27 BR Green SYP D5360 Dummy

2D-013-054 - Class 27 BR Green SYP D5369 Dummy

2F-053-001 - Megafret Wagon (3368 4943 076) + 2 Less CO2 Cont'rs

2F-053-002 - Megafret Wagon (3368 4943 055) + 2 Stobart Rail Cont'rs

2F-053-003 - Megafret Wagon (3368 4943 061) + 2 Less CO2 Cont'rs Wthd

2P-005-510 - MK 3 Buffet Arriva Trains Wales 10259

2F-005-520 - MK 3 Coach Arriva Trains Wales 12179

All product release dates correct at time of going to press

## 'OO' releases in December



Also released this month include;

4F-030-009 - 16T Steel Mineral BR Bauxite M620674

4F-030-010 - 16T Steel Mineral BR Bauxite M620674 Weathered

4F-051-021 - 5 Plank Constable Hart

4F-051-022 - 5 Plank Constable Hart Weathered

C106B - 57 FT Stanier Corridor Brake BR Carmine & Cream M5566M

4P-010-035 - 60 FT Stanier Corridor Composite BR Carmine & Cream M3934M

4F-016-009 - Banana Van GWR 95444

4F-016-010 - Banana Van GWR 95444 Weathered



APPROVED

**DAPOL \*GOLD\***  
STOCKISTS

## The following retailers carry stocks of all new monthly products

ALTON: Alton Models tel:01420 542244

ARUNDEL: Gaugemaster tel:01903 884321

AXMINSTER: Buffers Model Railways tel:01297 35557

AYLSHAM: Bure Valley Railway tel:01263 733858

BARROW IN FURNESS: Crafty Hobbies tel:01229 820759

BIDEFORD: Osborn's Models tel:01237 423453

BRISTOL: Model Railways Direct tel:01275 774224

BURTON-ON-TRENT: The Tutbury Jinny tel:01283 814777

CAMBORNE: Kernow Model Railway Centre tel:01209 714099

CARLISLE: C & M Models tel:01228 514689

CHELTENHAM: Cheltenham Models tel:01242 523117

HEREFORD: Hereford Model Shop tel:01432 352809

KIDDERMINSTER: DMB/Footplate Models tel:01562 750076

LIVERPOOL: Hattons tel:0151 733 3655

NANTWICH: Trident Trains tel:01270 842400

NORTH LANCING: Morris Models tel:01903 754850

ROCHESTER: The Signal Box tel:01634 826370

SHEFFIELD: Rails of Sheffield tel:01142 551436

STROUD: ANTICS tel:01453 825381

SHEPTON MALLETT: East Somerset Models tel:01749 880651

YORK: Monk Bar Model Shop tel:01904 659423



# Available now!

## Southeastern 'Sir Chris Hoy' Class 395 Javelin Train Pack - R3185

**FREE postage in the UK**  
when you spend £30 or more.  
Quote reference **HORNBYBRM4**



## Yours for just £164.99

Arguably one of the mechanical heroes of the London 2012 Games, this detailed four car Hornby unit carries the name of one of the UK's top Olympians, Sir Chris Hoy. The model includes flush glazing and is powered by a five pole skew-wound motor with the headlights illuminating in the direction of travel, as well as tail lights.

**Enhance your Javelin Train Pack with these two additional Southeastern coaches** – length of each 255mm

**Save over  
£15 each**



**R4452 - Hitachi Class 395  
Standard Open Coach**  
**Was £38.15 Now £22.99**

**R4453 - Hitachi Class 395  
Standard Open Coach**  
**Was £38.15 Now £22.99**

### Also Available this Christmas!



**NEW R1179 Hornby Santa's Express Train Set**  
**Just £69.99**

Key features include:

- Santa Express 0-4-0 Locomotive
- 7 Plank Open Wagon (with lots of presents!)
- Reindeer Box Van
- 3rd Radius Starter Oval
- Power Track and Track Straight
- R8250 Train Controller
- P9000 Transformer
- Hornby MidiMat (1600 x 1180mm).

**Limited stock available so don't miss out – order today!**

To order call: **01843 233 519**

quoting ref: **HORNBYBRM4**

or visit **www.hornby.com/chrishoy** (Telephone order lines are open 8am-5pm Monday to Friday)



#### GUARANTEE OF SATISFACTION

If any item you order fails to give complete satisfaction, please return it within 7 days of receipt of goods, in the original packaging for a replacement or full refund. Terms and conditions apply. Please see website for more information.



Safety Warning: Detailed scale model. Not suitable for children under 14 years. Please refer to safety notes in enclosed instruction leaflet. Colours and contents may differ from those illustrated. Please retain these details and the address for future reference.