

Testing  
PSA's New  
Pistol

**A DAGGER  
AT A GUN  
FIGHT**

# Gun Digest

WE KNOW GUNS SO YOU KNOW GUNS

THE MAGAZINE

DECEMBER 2025, VOLUME 42 • ISSUE 12

**TIRED  
OF YOUR  
RIFLE?**

Install a New Stock  
All by Yourself



# THE NOV ISSUE

**PLUS**

**REVIEWED**  
THE STREAMLIGHT  
SIDEWINDER

**GEAR TO GET**  
THE HOTTEST NEW  
MUST-HAVE KIT

**FIND IT FAST**  
HOW TO ORGANIZE  
YOUR SHOOTING  
GEAR

**PREPARE  
FOR THE  
NEXT AMMO  
SHORTAGE**

Learn to Reload  
Right Now!

\$9.99 US / \$10.99 Canada



6 02648 50263 4

# TAVOR<sup>®</sup>

# X95<sup>™</sup>



**KEEPING  
PERFORMANCE  
COMPACT**



**SCAN NOW TO LEARN MORE**



RECOIL

# CAN CON

2026  
TICKETS  
ON SALE

# ARIZONA

SHOOT SUPPRESSED

ALL DAY FOR AS  
LOW AS \$50

TRY BEFORE YOU BUY! HUNDREDS OF GUNS,  
SUPPRESSORS AND OPTICS + GEAR FOR SALE  
+ 50+ LANES OF FIREARMS + DAILY GIVEAWAYS

APR 10-11



FRI & SAT: 9AM-4PM | APR 9 - VIP ONLY

BEN AVERY SHOOTING FACILITY



BEN AVERY  
SHOOTING FACILITY

GET YOUR TICKETS: [CANCONEVENT.COM](https://canconevent.com)

# RECOIL TV


WWW.RECOIL.TV



DOWNLOAD THE FREE APP

RecoilTV is a 2A friendly streaming platform created to entertain and inform you on the latest guns and gear associated with the firearms lifestyle.

AVAILABLE ON



# HONEST. RELEVANT. UNFILTERED.

THE PREMIER AUTHORITY FOR FIREARMS NEWS AND MEDIA THE WAY YOU WANT AND DESERVE.



PRESENTED BY



# CONTENTS

## DEPARTMENTS

- 6 First Shot
- 8 Know Your Cartridge

## COLUMNS

- 12 Defensive Handgunning RICHARD MANN
- 16 Drawing Conclusions ALEX OOLEY
- 20 Hardware Talk PATRICK SWEENEY
- 22 Guns & Gear GDTM EDITORS

## FEATURES

- 24 **If You Build It:** Whether you're interested in dabbling with reloading or want to be ready for the next ammo shortage, here's how to get started with a bench of your own.  
RICHARD MANN
- 32 **Something Old, Something New:** If you're tired of your current rifle, upgrade its stock all by yourself.  
JOSH WAYNER
- 40 **Shooting the Bull:** Sight-in methods and alternative options for zeroing your rifle.  
RICHARD MANN
- 66 **Get Organized:** If you can't find it, you might as well not even have it.  
PATRICK SWEENEY
- 76 **Elvira:** She's not much to look at, but everyone loves this practical Remington 700.  
BILL GABBARD

## THE BEST GUN LIST IN PRINT

- 47 Show & Auction Listings
- 57 The Gun Digest Marketplace



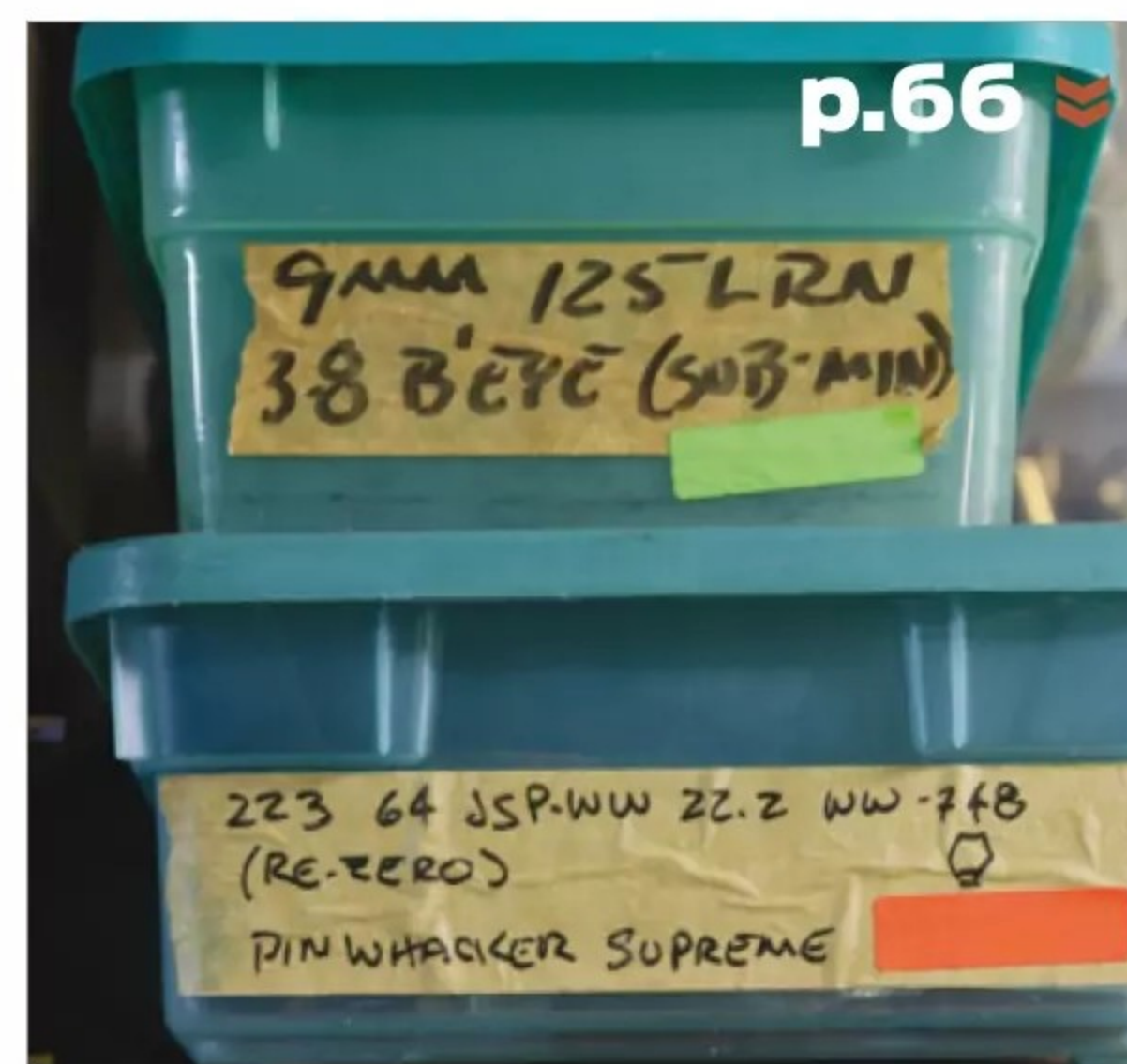
p.24



p.32



p.40



p.66



p.76



Gun Digest the Magazine (ISSN 1938-5943) is published monthly by Caribou Media dba Gun Digest Media, LLC. Corporate Headquarters is 5583 W. Waterford Ln., Suite D, Appleton, WI 54913. Periodicals postage paid at Appleton, WI 54913 and at additional mailing offices. POSTMASTER: Send address changes to PO Box 182, Williamsport, PA 17703. Copyright © 2025 Gun Digest Media. GUN DIGEST THE MAGAZINE and its logo are registered trademarks. Other names and logos referred to or displayed in editorial or advertising content may be trademarked or copyrighted. The publisher and advertisers are not liable for typographical errors that may appear in prices or descriptions in advertisements.

# FN REFLEX<sup>®</sup> SERIES

## CLASS-LEADING CONCEALED CARRY



**BEST-IN-CLASS TRIGGER**  
OFFERS A SMOOTH, CONSISTENT PULL



**COLD HAMMER-FORGED BARREL**  
DESIGNED FOR LONG-TERM DURABILITY



**EASY-TO-RACK SLIDE**  
23% EASIER THAN COMPETITORS IN TESTING



**ENHANCED GRIP TEXTURE**  
GIVES YOU COMPLETE CONTROL



MORE INFORMATION

The FN Reflex<sup>®</sup> series of 9mm compact pistols gives you American engineering and proven performance you can trust for concealed carry and personal defense. Designed with an internal hammer-fired control, the Reflex series offers a best-in-class trigger and an easy-to-rack slide. Choose your size, color and capacity. And carry with confidence.

[FNAMERICA.COM](http://FNAMERICA.COM)



# GIVE IT A SHOT

I was at a safety meeting the other day with a bunch of parents who have girls on my daughter's hockey team. And, to accurately set the stage, it must first be admitted that a "safety meeting" entails a bunch of adults gathering in the parking lot prior to said sporting event, consuming drinks and talking about anything but safety.

This team has been playing together for nearly a decade, so I know these girls and their families very well. All come from different towns, from varying social and economic standings ... and they're now at the age where it's both joyous and heart-breaking to watch them all age out of this particular team, disperse and attend their various high schools.

And remember that I said we talk about anything but safety?

Well, as you can imagine, I somehow find myself at the center of the circle every time the topic of guns comes up ... even when I don't start it. And at this particular meeting, one of the moms approached me with a huge smile and a question:

"Makenna wants to start a trap team at her high school. How do we do that?"

Man, I did not see that coming. Not

from this woman. This girl's dad is in to guns a bit, but mom doesn't seem to have the interest ... though one would've never guessed that when considering the enthusiasm with which she inquired about starting up a trap team.

My daughter doesn't go to this school (yes, she already shoots for her high school trap team), and it's going to be a tall order to get this thing rolling—especially since I'm sure none of these kids have the firearms safety qualification course completed to even get this ball rolling. Or a range anywhere close to this school.

Plus, there's absolutely nothing in it for me ... other than the slightest opportunity that I might be able to help a few kids experience their own passion for the shooting sports I love so much.

And that's enough, so we're gonna try.

So, I say all that to simply say this: If you get the chance to share your shooting passion, you gotta try, too. **GDTM**

## GunDigest

5583 W. Waterford Ln., Suite D  
Appleton, WI 54913  
Phone: (920) 471-4522 • FAX: (920) 471-0031

### GunDigest.com

E-mail us: [info@gundigest.com](mailto:info@gundigest.com)

CARIBOU MEDIA GROUP PUBLISHER

JIM SCHLENDER

EDITOR-IN-CHIEF

LUKE HARTLE

MANAGING EDITOR

LAURA PELTAKIAN

ONLINE EDITOR

ELWOOD SHELTON

BOOKS EDITOR

COREY GRAFF

SR. ART DIRECTOR

GENE COO

ART DIRECTOR

KATIA SVERDLOVA

COLUMNISTS

RICHARD MANN, PHIL MASSARO,  
ALEX OOLEY, PATRICK SWEENEY

### ADVERTISING SALES

ASSOCIATE PUBLISHER

RYAN FARNER

(760) 809-8729

[rfarner@recoilweb.com](mailto:rfarner@recoilweb.com)

SENIOR ACCOUNT EXECUTIVE

ALEX OSTROWSKI

(920) 212-5677

[alex@gundigest.com](mailto:alex@gundigest.com)

SENIOR ACCOUNT EXECUTIVE

DAVID FIGG

(813) 418-1060

[dfigg@recoilweb.com](mailto:dfigg@recoilweb.com)

SENIOR ACCOUNT EXECUTIVE

LORI MCDANIEL

(715) 498-3768

[lori@gundigest.com](mailto:lori@gundigest.com)

ADVERTISING ASSISTANT

CHING CORNFORTH

### GUN DIGEST MEDIA, LLC

GM/PUBLISHER

GLEN CASTLE

DIRECTOR OF FINANCE

JENNIFER SEXSTONE

NETWORK MANAGER

LUKE HARTLE

NEWSSTAND SALES

NPS MEDIA GROUP

[Imasaoay@npsmediagroup.com](mailto:Imasaoay@npsmediagroup.com)

### Subscription Services

U.S. and Canada: 1 (800) 829-9127

P.O. Box 182

Williamsport, PA 17703

E-mail: [support@gundigestservice.com](mailto:support@gundigestservice.com)

GunDigest  
**BLADE**  
THE WORLD'S #1 KNIFE PUBLICATION



**BETTER  
TOGETHER**



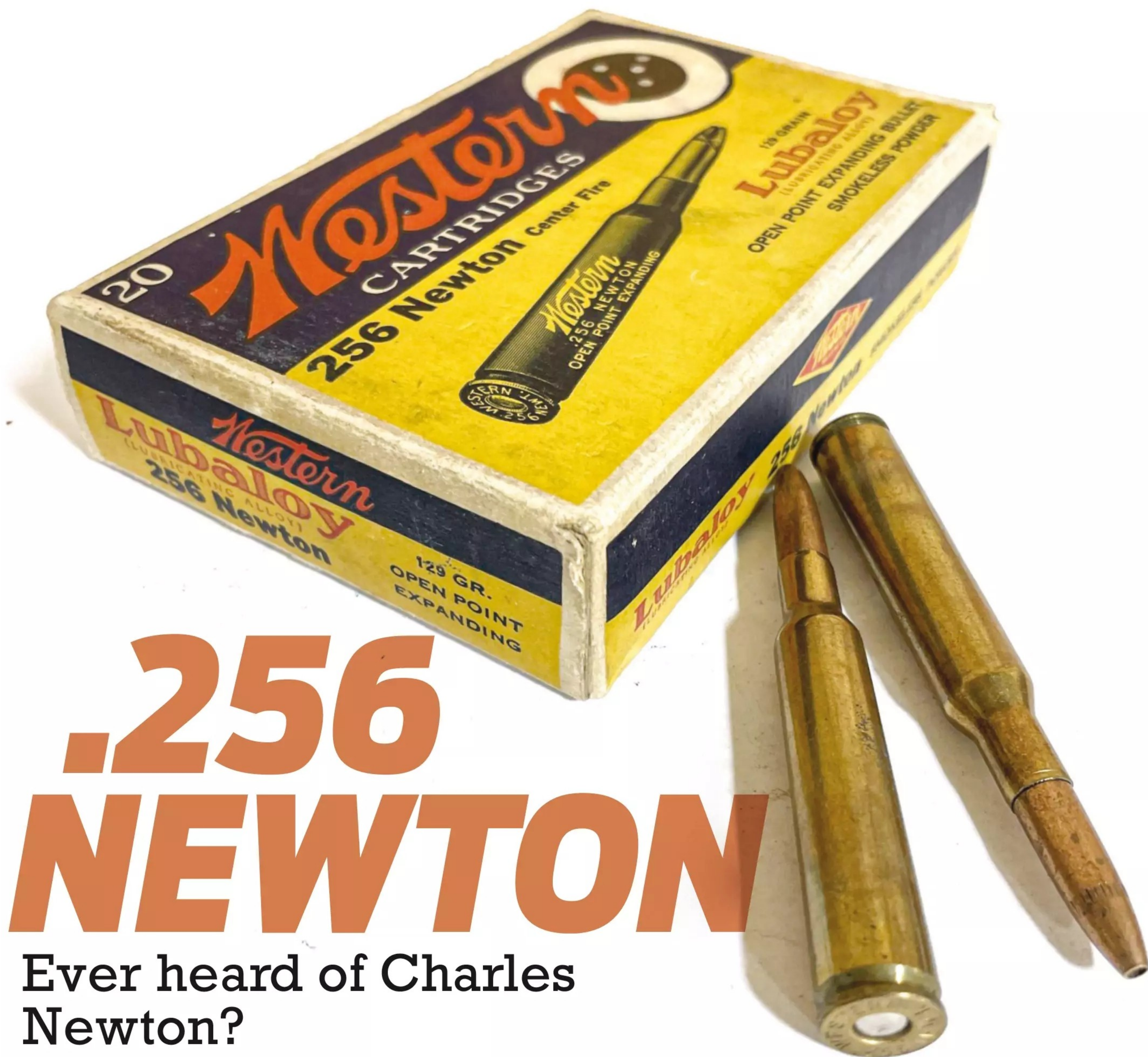
**MEET  
DEADSET™**

Our all-aluminum bedding system made to pair with our Agility Performance Gunstock.

Like whiskey and ice and steak and potatoes, wood and aluminum is a combo that's just better together.

**LEARN MORE AT [BOYDSGUNSTOCKS.COM/DEADSET](http://BOYDSGUNSTOCKS.COM/DEADSET)**

**BOYDS™**



# .256 NEWTON

## Ever heard of Charles Newton?

### HISTORICAL NOTES

One of several high-velocity rimless cartridges designed by Charles Newton for his bolt-action rifles, the .256 Newton was introduced in 1913 by the Western Cartridge Co. Until the .264 Winchester Magnum came along in 1958, this was the only American-designed 6.5mm to be offered on a commercial basis. The last of the Newton rifle companies failed in the early 1920s, and Western quit loading Newton cartridges in 1938. The .256 Newton is based on the .30-06 case necked down.

### GENERAL COMMENTS

The .256 Newton has hung on as a wild-cat cartridge and, occasionally, custom rifles are made for it. Cases can be made by necking down, reforming and shortening .30-06 brass. It's adequate

for practically all North American big game but is not as effective as the .270 Winchester. With modern slow-burning powders, its performance can be improved over original factory ballistics. **GDTM**

### .256 NEWTON LOADING DATA AND FACTORY BALLISTICS

BULLET (GRAINS/TYPE)	POWDER	GRAINS	VELOCITY	ENERGY	SOURCE
120 SP	IMR4350	55.0	2,980	2,362	NA
130 SP	IMR4895	46.0	2,900	2,425	NA
140 SP	IMR4831	57.0	2,890	2,598	NA
129 SP	FL	-	2,760	2,180	Western factory load



# ICONIC CURVES

## RUN IN THE FAMILY

*Classic grit meets modern firepower*

in the Century Arms AK family lineup. The

**BFT47, BFT556, VSKA, WASR-10, PSL-54, AES-10B, and the legendary DRACO Series.**

Steel, hardwood furniture, and iconic lines make these rifles as striking as they are reliable. Built for those who value heritage and demand performance.



# CENTURY ARMS

Centuryarms.com



**VISIT THE FAMILY**



@centuryarms



@centuryarms



@centuryarms



**SAR  
USA** SARASILMAZ

CONCEALABLE SIZE



## **SAR9 SUBCOMPACT**

OPTIC READY | 3.3" BARREL | 21.7 OZ | 12 & 15 ROUNDS

BUILT FOR EVERYDAY CARRY, THE SAR9 SUBCOMPACT COMBINES 12+1 OR 15+1 CAPACITY (17+1 ROUND CAPACITY MAGAZINE ALSO AVAILABLE) WITH AN OPTICS-READY SLIDE, NIGHT SIGHTS, AND FORGED-STEEL DURABILITY. COMPACT, RELIABLE, AND ENGINEERED FOR CONFIDENT PERFORMANCE IN ANY CONDITION.

# FULL POWER.



LIGHTNING CUTS SLIDE



OPTIC-READY SLIDE



TRITIUM SIGHTS



PICATINNY ACCESSORY RAIL



ERGONOMIC TRIGGER GUARD



STRIKER POSITION INDICATOR



SAR USA

sarusa.com



# A DAGGER AT A GUN FIGHT

Testing the  
PSA Dagger.





**H**andguns can be expensive, and the really nice and well-made handguns are often *damned* expensive. I had to save and pinch pennies for a few months to pay for my Wilson Combat EDC X9. I'm glad I did, and I have no buyer's remorse. It's also an easy handgun for me to recommend. However, I also realize a lot of folks just can't afford a self-defense handgun like that.

Fortunately, there are some much more affordable options that are also reliable for personal protection. One of the most affordable I've found is also a pistol I've been wondering about—wondering if it was reliable and trustworthy enough for everyday carry—and it is the PSA Dagger.

The PSA Dagger is very similar to and costs about half of what a Glock 19 costs, and I wanted to see if it was a pistol you could trust. PSA stands for Palmetto State Armory—a firearms manufacturer and dealer located in Columbia, South Carolina. James McCallum, who was a small arms expert in the military, founded PSA, and they've been around for about 14 years. Not only do they make their own firearms like the Dagger, but they also offer gun parts and guns from other manufacturers.

The PSA Dagger is so like the

Glock 19; I think the best way to describe it is to explain the differences in the two pistols. The grip frame on the PSA Dagger has stippled panels on the front, rear and sides of the grip. It also has a single finger groove just under the relieved trigger guard. On the section of the frame just forward of the trigger guard there is an accessory rail. The Dagger also has a Cerakoted stainless steel slide with front and rear serrations/grasping grooves and milled windows on the sides of the slide. These windows slightly reduce weight, but they also give the pistol a radical and modernized look.

There are several versions of the Dagger, but the one I tested comes with an optics cut in the Trijicon RMR footprint. The sights are plain black but are suppressor high, and they allow co-witnessing with a red dot reflex sight if you choose to mount one. Oddly, the rear sight is positioned forward of the optics cut, where it is dovetailed into the slide. If you want to swap out the factory sights, the Dagger will accept aftermarket Glock sights.

One standout difference is the trigger. Like the Glock 19, the Dagger trigger has a passive trigger safety that must be fully depressed before the trigger can be pulled. There

The PSA Dagger looks like a Glock, because it is very much like a Glock. But there are some important differences.

From a rest at 10 yards the PSA Dagger—outfitted with a Trijicon RMR and a Wilson Combat Quell P suppressor—grouped Federal's 124-grain Tactical Hydra-Shock load into groups of about an inch.



is a tab on this safety that hits the frame, stopping trigger movement if it is not depressed. The difference is that unlike the Glock passive safety that is a lever, the passive safety on the Dagger is a pivoting section that forms the tip of the trigger shoe. I found it much more comfortable on the finger than the Glock trigger safety.

For testing, I mounted a Trijicon RMR to the optics cut on the Dagger, and from a sandbag rest at 10 yards I tested three loads. The average group size for the 15, five-shot groups fired was 1.39 inches. No, this pistol does not shoot with the same precision, have as good a trigger or run or operate as smoothly as my Wilson Combat EDC X9, but it also costs a hell of a lot less. In fact, it runs and operates like a Glock. And as far as combat accuracy, if a pistol can hit a snuff can at 15 yards it has more than enough precision to save your life. It was no trouble at all to draw and hit an 8-inch steel plate at 25 yards with the PSA Dagger. In fact, most times at that distance I could draw and get two hits in right

around 4 seconds.

The version I tested had a threaded barrel and I just happened to have one of the Wilson Combat Quell P suppressors on hand, so I shot the pistol a good bit suppressed. Precision remained the same with the Quell P suppressor, and the pistol functioned perfectly with or without it installed. I fired 400 rounds of various munitions through the PSA Dagger without a single hiccup. My only complaint with the Dagger is—unsurprisingly—the same complaint I have with Glock pistols.

When I was working as a police officer I carried various Glocks over the span of 13 years, and I found them all uncomfortable to shoot. The discomfort came from where the first knuckle of my middle finger on my shooting hand rests in the relief cut at the rear of the trigger guard. Though I've heard a few other shooters complain of this same discomfort, I think it mostly comes from having big knuckles and skinny fingers. If you find Glock pistols uncomfortable to shoot—because like me, you have big knuckles and skinny fingers—you'll find shooting the PSA Dagger the same.

The PSA Dagger lives in a completely different price range than a Wilson Combat ED X9. In fact, there are few things about the two pistols that are comparable other than that they are both chambered for the 9mm Luger. If I was you and I could afford—or even save a bit and afford—an EDC X9, it's a better pistol of similar size. But if a pistol like the EDC X9 is way out of your price range, or if you want a very inexpensive pistol to keep in your truck, tackle box or side-by-side, the PSA Dagger is a fantastic option. In fact, it's so affordable you could outfit it with a Trijicon RMR and a Quell P suppressor, and the complete package would only set you back about 2 grand.

The Dagger ships with a soft-



The version of the PSA Dagger that was tested comes with a capped and threaded muzzle—1/2x28—for suppressor use.

If you find a Glock 19 comfortable to shoot, you'll find the PSA Dagger comfortable to shoot, too.



The Dagger from Palmetto State Armory comes with a soft-sided case and one 15-round magazine.

sided case and with one 15-round Magpul PMAG magazine, but it will also accept all Glock 19 magazines. And, get this: The PSA Dagger only costs \$379, and it has a 100 per-

cent lifetime warranty. If you like polymer-framed, striker-fired, high-capacity pistols that look and feel like a Glock, you'll like the Dagger and your wallet will too. **GDTM**

# MODEL 1854™



Scan for  
More Info



## PERFORMANCE. DURABILITY.

The Model 1854™ is rugged, reliable, and ready.

Take control of your performance in the field with the new Model 1854 from Smith & Wesson®. A triumph from over 170 years of craftsmanship, this lever-action rifle seamlessly melds precision engineering and timeless design. Experience the perfect blend of heritage and innovation - experience Smith & Wesson Smooth™.

Now available in 30-30, 45-70, 44 Magnum, 357 Magnum, & 45 Colt



EMPOWERING AMERICANS®

[smith-wesson.com](http://smith-wesson.com)

©2025 Smith & Wesson Inc. All Rights Reserved.



# TIGER MCKEE & THE BOOK OF TWO GUNS

A legacy in martial gunfighting.

When the name Tiger McKee is spoken among serious students of firearms, it carries the weight of both reverence and respect. McKee was more than a firearms instructor. He was a martial artist in the truest sense, seeing the pistol and carbine not merely as weapons but as extensions of the individual. His life's work culminated in *The Book of Two Guns: The Martial Art of the 1911 Pistol and AR Carbine*, a volume that remains one of the most unique and personal contributions to the world of defensive shooting.

## A TEACHER'S JOURNEY

McKee founded the Shootrite Firearms Academy in Alabama, where for decades he trained civilians, military and law enforcement in the art of the gun. He was known for a quiet, thoughtful presence that contrasted with the intensity of the subject matter. Those who trained under him remember his insistence that “fight-

ing is 90 percent mental,” a philosophy that emphasized awareness, discipline and preparation as much as marksmanship.

McKee died in 2023, leaving behind not only students but also a body of written work that reflects his unique voice and worldview. At the center of this legacy stands *The Book of Two Guns*.

## THE BOOK AS MARTIAL ART

Published in 2005, *The Book of Two Guns* is unlike any other shooting manual. It's neither a slick, photo-heavy coffee-table book nor a dry, step-by-step manual buried in military jargon. Instead, McKee wrote it in his own hand—literally. The text is handwritten, and the illustrations are his own sketches. This artistic choice was intentional. McKee sought to communicate that shooting is not a mechanical checklist but a martial art, with parallels to the discipline of swordsmanship or karate.

The two “guns” of the title, the 1911

pistol and the AR-15/M16 carbine, were chosen because they represent the pinnacle of American fighting arms. The 1911, with its century of service, and the AR-15 platform, the standard bearer of modern rifle craft, were to McKee what the katana and the wakizashi were to the samurai: paired tools of a complete warrior.

## PRINCIPLES, NOT TECHNIQUES

A hallmark of McKee's philosophy was the emphasis on principles over rote technique. In *The Book of Two Guns*, he outlines fundamentals such as stance, grip, trigger control and movement, but always returns to the why behind the how.

For example, McKee taught that “accuracy is defined by the shot you are firing.” This deceptively simple line reinforces that each round carries responsibility. Every press of the trigger must be deliberate and purposeful. Likewise, his insistence on consistency, mentally and physically, remains a touchstone for students who

“Accuracy is defined by the shot you're firing. This deceptively simple line reinforces that each round carries responsibility. Every press of the trigger must be deliberate and purposeful.”

learned that success under stress comes from ingrained, repeatable habits.

Unlike traditional manuals, McKee's book does not attempt to catalog every possible shooting technique. Instead, it presents concepts like movement, cover, avoidance, angles of fire that the practitioner must adapt to circumstances. The result is less an instruction manual than a meditation on combat with the gun.

### THE 1911 PISTOL: A WARRIOR'S SIDEARM

McKee's choice of the 1911 as one of his "two guns" was deliberate. He believed that the 1911, properly understood and mastered, remained one of the most effective fighting pistols ever designed. In his book, he explores the nuances of grip safety manipulation, trigger discipline, and the balance of accuracy with speed.

But he also approached the 1911 as a martial tool, emphasizing mindset over mechanics. "We shoot to stop the threat, to save life, not take it," a philosophy he drilled into students at Shootrite and one that resonates throughout the book. This moral framework is one of the reasons McKee's work continues to inspire. He did not glorify violence. He taught preparation to preserve life.

### THE AR CARBINE: AMERICA'S RIFLE

The second of the "two guns," the AR-15/M16 platform, represents adaptability and precision. McKee's instruction on the AR focused not only on manipulations like loading, clearing malfunctions and transitions but also on tactics. He emphasized the geometry of fighting around cover, the use of light in low-light conditions, and the importance of movement to create advantage.

For McKee, the rifle was more than a tool for distance. It was a partner to the pistol, each complementing the other in the modern martial toolkit. His sketches in the book illustrate not just firing positions, but the flow of a fighter moving through space—always thinking, always adjusting.

### MY JOURNEY WITH MCKEE

I first met McKee in 2012 during his Defensive Handgun course. From the start, his style stood out. He didn't run flashy drills or bark orders for effect. Instead, he built consistency through repetition. "All guns are always loaded," he would remind us, before drilling the fundamentals: Aim, hold, press, follow-through.

In later classes like his Pocket Pistol course with moving targets, he emphasized manipulations and tactics: reloads, malfunction clearances, and the mantra of move, communicate, cover, shoot, think. By the time I attended his Low-Light Handgun class in 2016, I had internalized his lesson that fighting is sudden, chaotic and unpredictable. You control only yourself.

Those classes, and the notes I still keep, remain touchstones of his teaching. They remind me that McKee saw the gun as more than steel and polymer—it was a discipline, a martial path.

### TRAINING AT SHOOTRITE: THE LIVING BOOK

At Shootrite, students learned the same principles laid out in *The Book of Two Guns*: accuracy through consistency, movement combined with communication, and the central rule to "move, communicate, use cover whenever possible, shoot as necessary and THINK."

The overlap between the handwritten words in McKee's book and the drills on the range made clear that his philosophy was holistic. It was never about tricks or shortcuts. It was about cultivating the mind of a fighter.

### RECEPTION AND LEGACY

When *The Book of Two Guns* was first released, it quickly gained a reputation as something rare and authentic. Some reviewers described it as more akin to a martial arts manual than a gunfighting book. Others noted that its unpolished, handwritten form made it feel like a personal field notebook—one that belonged in a range bag rather than on a bookshelf.

Over time, the book became a cult classic among trainers, competitive

shooters, and tacticians. It is often cited alongside the works of Jeff Cooper and Clint Smith as a cornerstone of modern firearms philosophy.

McKee's death in 2023 was widely mourned in the firearms community. Obituaries recalled not only his skills as an instructor but also his humility, humor and humanity. He leaves behind a generation of students who carry his lessons forward, whether in uniform, in competition or simply as responsible armed citizens.

### CONCLUSION: A WARRIOR'S NOTEBOOK

*The Book of Two Guns* is more than a firearms manual. It is McKee's personal martial notebook. Its handwritten pages invite the reader into his thought process. His sketches reveal his eye for detail, and its principles demand reflection as much as practice.

Whether you train with the classic 1911, the modern AR-15, or some other firearm entirely, this book is full of wisdom on the art of self-defense. It reminds us that the true weapon is the mind, and that discipline, respect and preparation matter more than hardware.

McKee may be gone, but through his teachings and his book, his voice endures. Like the guns he revered, his ideas remain timeless tools—ready to serve those willing to put in the discipline, respect and heart that true martial arts demand. **GDTM**

## About the Author

Alex Ooley is an affiliate attorney with the Armed Citizen's Legal Defense Network. The views and opinions expressed in this article are his own and do not necessarily reflect those of the Network. This article is for informational purposes only and should not be considered legal advice. For specific legal guidance regarding your situation, please consult with a qualified attorney.



**ATAC  
DEFENSE**



**.30**  
**BELOW**

**SILENT**  
**PRECISION**

ORDER DIRECT TODAY AND WE'LL PAY THE TAX STAMP — LIMITED TIME OFFER

OUR .30BELOW FULL AUTO RATED SUPPRESSORS SUPPORT:  
.308 (7.62), .30-06, 300WSM, 300 BLACKOUT, .284 (7MM), .277,  
.264 (6.5MM), .257, .243 (6MM), .224 (5.56), .223, 22LR, .204, .17 CALIBERS

**ATACDEFENSE.COM**

DEALER PROGRAMS AVAILABLE



# SIDEWINDER FOR THE LIGHT

It's important to see.



The Sidewinder Military comes with a special mount to attach it to your helmet. Don't wear a helmet? Order one of the other Sidewinder models.

I love that line from *Major League*. Tactical flashlights are cool and everything, but sometimes you have to use both hands. Then, what? Well, the Sidewinder has a hand of its own.

The basic Sidewinder is, to most people, a combat tactical helmet-mount light that looks cool, but “who wears a helmet all the time?” Not many. But you do wear clothes, right? Or a hat? And is there a shelf nearby? There are a lot of places you can clip the Sidewinder to so

you can light what you're working on.

And for those situations where the work location might be a bit tight (working under an engine hood, inside an enclosure ... you know the drill), you can't always fit a work light. Or you

don't want one. Ever try to work on an engine with a hot work light sharing space under the hood with you? Let's just say that it does not make the experience more pleasant.

So, clip the Sidewinder to the brim of a hat, your collar, equipment or shelf. My favorite trick? Clip it to a loop of



The clip on the back makes it possible to attach the Sidewinder in a lot of tight locations where other lights won't fit.

The battery compartment has a rubber gasket; you tighten a knob to seal it up.

550 cord and sling it over a nearby object. Now, you can use the tilting head of the Sidewinder to point the light right where you want.

You've got two choices: the Sidewinder and the Sidewinder X. The difference? The non-X runs at 55 lumens and the X at 275. Both have white, red and IR outputs (IR is for those who will be putting it on a helmet; for the rest of us, it's not so useful). You have high, two mediums and a low setting—and the runtime at high is very useful. Runtime is impressive on the other settings.

Oh, and the X offers other extras as well. You can have the Aviation model with white, green and blue. There's also the user-configurable model, and the X

can be set up to run on either CR123A or AA batteries.

The Military model has the extra helmet mount gear, and the Aviation model comes with webbing straps to secure it to a harness.

Depending on which model you opt for, you're looking at 3.3 to 5 ounces of compact, handy-to-use-without-your-hands lighting. Oh, and the battery compartment has a rubber gasket for a very water-resistant seal.

The rectangular shape of the Sidewinder makes it not-so handy for everyday carry. For that, something sleeker and more compact that fits in a pocket is the tool to select. But there are a lot of daily

activities that require light, a light that doesn't have to come out of your pocket to be used and you need both hands.

Adjusting the blasted soft-close doors in the new kitchen isn't exactly a tactical exercise, but it goes a whole lot easier when you can see exactly what you need to see. Out comes the Sidewinder, while all the expensive tacti-cool illumination devices languish on the shelf by the door.

All this for 90 bucks. Get one; you won't regret it. And watch the movie; you won't regret that, either. **GDTM**

**01 GForce Arms Jawbone PCC**

If you don't already own a pistol-caliber carbine, you need to be asking yourself why not. From range toy to home defense, and from competition shooting to truck guns, large-format AR pistols in 9mm are as fun as they are practical. GForce Arms' Jawbone is one of the latest models worth considering. The PCC is compatible with 9mm Glock-pattern magazines, features a 5-inch barrel and an Ace of Brace paddle pistol brace. The safety, magazine release and charging handle are all ambidextrous as well, and the M-Lok handguard and full-length Picatinny rail make customization a breeze.

**MSRP: \$439**

**02 Warne Vapor Bipod**

Everyone wants a rock-solid bipod, but nobody wants to pay the cost that usually accompanies high-quality equipment. That's why Warne's new Vapor bipod looks so appealing—it promises excellent rigidity and adjustability all for an affordable price. Featuring an aluminum construction and steel hardware, the Vapor is available with either Picatinny or M-Lok attachment options. It boasts eight height positions over three inches of adjustment and can be locked in 0-, 90- and 180-degree positions. It also features 50 degrees of cant controlled by a tension knob and is compatible with Atlas-style feet.

**MSRP: \$100**

**03 Henry Mini Bolt Youth G2 Rifle**

Henry has just made training your youngins an even safer and easier process with its new, upgraded Mini Bolt Youth G2 rifle. The small, lightweight single-shot bolt-action in .22 LR boasts a few simple improvements that make it a perfect fit for kids ... while giving added control and peace of mind to instructors. Namely, an integrated feed ramp is now built into the receiver, and the cocking knob is exposed. The exposed knob provides instructors with a visual indicator to check the status of the rifle while adding another step to the firing process, helping to slow down training and ensure that every shot is carefully considered. The Mini Bolt Youth G2 features a durable synthetic stock and is available in either classic black or Muddy Girl camo.

**MSRP: \$335**

# GEAR TO GET



#### 04 XS Sights S&W Model 1854 M-Lok Handguard

If you've been looking to give your S&W Model 1854 lever-action the space cowboy treatment, XS Sights has the solution. The company recently released an M-Lok handguard designed specifically for S&W's .44 Magnum lever gun, and it's as functional as it is good-looking. Made out of aircraft-grade aluminum, the handguard is both durable and lightweight, and its 28 slots of M-Lok should provide plenty of attachment points for accessories. Better yet, it ships with all the hardware you need to mount it yourself.

**MSRP: \$248**

#### 05 SDS/Spandau Arms RL Bolt-Action Rifle

In the market for a modern bolt gun with classic styling? Look no further than the Spandau Arms RL. Chambered for .308 Winchester, the bolt-action rifle features a 700-compatible short action design that allows it to use widely available aftermarket components like stocks, triggers and bases. As for modern upgrades out of the box, the Spandau Arms RL boasts an oversized bolt handle, AICS-pattern detachable magazines, a zero-cant Picatinny optics rail, and a threaded 5/8x24 barrel with a muzzle brake. A Turkish walnut stock tops things off to enhance its aesthetic appeal.

**MSRP: \$800**

#### 06 New Nosler Component Bullets

Reloaders rejoice, as Nosler has just announced a whole slew of new component bullets, and the available projectiles should satisfy everyone from rifle hunters to revolver shooters. The new bullets in Nosler's Solid Base line include 6mm 100-grain SP, 6.5mm 140-grain SP, .270 130-grain SP, 7mm 140-grain SP, .30 150-grain (with cannelure) RN, .30 150-grain SP, and .30 165-grain SP. Three straight-wall calibers are available as well, including .350 Legend (.355) 180-grain SW PP, .400 Legend (.400) 215-grain SW PP, and 45-cal. (.458) 300-grain SW PP. Two ASP JHP bullets were also added—a 125-grain .38 cal. and a 240-grain .44 cal.

**MSRP: \$27-\$47, per 50-count box**

#### 07 Viktos Counteract CCW Crossbody Bag

There are a lot of potential benefits to off-body carry, but you need the right bag to do it effectively. Viktos has just launched an excellent new option in the form of the Counteract CCW Crossbody Bag. Designed with a discreet aesthetic in mind to blend in anywhere, the Counteract bag is perfectly sized to accommodate a sub-compact pistol with an optic while providing lightning-fast, customizable access. It has enough space to store other essentials, like a phone and wallet, and it can be attached to a belt or larger pack if cross-body carry isn't your thing. It's available in black, gray, blue and Ranger green.

**MSRP: \$70**



# IF YOU BUILD IT

Whether you're interested in dabbling with reloading or want to be ready for the next ammo shortage, here's how to get started with a bench of your own.

If you want to shoot subsonic and supersonic ammo from an 8.6 Blackout rifle, you can do it effectively with only one optic.



**RCBS**  
EST. 1925

**RCBS®**

**SPEER**

**HANDLOADING MANUAL**  
Number 15

When I was 15, I convinced my father I needed to handload ammunition. I purchased a kit, built a bench in my closet, and the first thing I did was stick a fired case in a sizing die. I hid that die from Dad, saved some money and bought a new one. Then, I broke the bench I'd built when I cranked down on the loading press handle, effectively demonstrating my lacking carpentry skills.

I finally figured it all out—mostly on my own—because in those days information was not as readily available. I've been handloading for 45 years, have gotten pretty good at it, and you can too. And you can do it all a lot easier than I did.

I think a lot of shooters are uneasy about reloading because they fear they might experience things like I did, or that they might blow their gun up. For those folks, I thought Joel Hodgdon at RCBS might be able to alleviate some of the apprehension. RCBS has been around for almost 85 years and they have all the products and educational resources reloaders need.

Joel's family started Hodgdon powder, and Joel has spent his life immersed in ammunition. Before RCBS, he worked at Federal and Remington, and Joel knows how to make ammo, and he knows how

From the outside looking in, reloading your own ammunition can seem like a daunting task. It's not. Thousands of shooters handload their own ammo without any formal training.



to shoot it. I know, because we've been on safari together. If you're considering reloading, you should find what he has to say interesting.

**Question: What's the first step?**

**Answer:** "Learning to reload is like picking up any other new hobby or sport. Having a knowledge base from reading or watching video tutorials is a great way to learn the basics, but the best way is practice. Specifically, practice guided

by an experienced mentor. If you don't know who can help you, ask around at your gun club or gun store. Most handloaders enjoy helping newcomers."

Joel's right. There was a small specialty gun shop near my home, and even though I was still a teenager the owner was happy to give reloading advice. I've been handloading now for almost a half-century and I often ask advice from other handloaders, and I think because they've done the same at some point, they're always as eager to help me, as I am to help others.

**Question: What is the number-one fear?**

**Answer:** "From the outside, reloading looks complicated—lots of processes to learn. Face your fears by diving in. As you learn and practice, it becomes simple, and you'll get into a rhythm. Go slow, learn each step and you'll quickly overcome the complexity and worry."

The reason I stuck a cartridge case in a sizing die when I was 15 was because I did not read the simple instructions that came with the kit. I did not know rifle cases needed to be lubed before sizing. After some practice I learned how much lube they needed and the best ways to apply it. You may not need to read the







The selection of powders, bullets and primers available may seem too massive to choose from, but a reloading manual will provide you with simple recipe combinations you need for your cartridge.

**Question: What's the difference between basic and advanced reloading tools?**

**Answer:** "Whether using basic or advanced tools, the result is the same—a reloaded cartridge. A Ford or a Ferrari will both get you to where you're going, but like reloading gear, the quality and speed with which you arrive is the difference. More advanced equipment is higher quality and gives you a more consistent process/operation, holds ammo to tighter tolerances or speeds up the process. Advanced reloaders use different equipment to dive deeper in the rabbit hole by adding extra steps beyond the basics to explore the cutting edge of accuracy and consistency."

What might surprise you is that you do not need advanced tools to create very accurate and consistent ammunition. With a basic kit like Joel mentioned you should be able to craft very

line is a great resource. I've reached out to them multiple times.

**Question: How important is a chronograph?**

**Answer:** "Next to a reloading manual, or maybe the press itself, a chronograph is likely the most important tool in the handloader's arsenal. While always paying attention to pressure signs, a quality trusted chronograph is the best way to see your handload's performance and safety."

I don't know how you could safely handload good ammunition without a chronograph. It is the only way to know the velocity of the ammo you

create, and in turn it gives you the most reliable look at pressure. If you create a load that's faster than the published velocity for a specific recipe, chances are, it's over pressure. Understand that some firearms—especially high-quality firearms—are often slow to show traditional high-pressure signs.

Advanced reloading tools can include a lot of different things, but generally they are tools to help you create ammo faster or with more precision.



**WE NEVER STOP IMPROVING.**

**INTRODUCING THE NEXT  
GENERATION OF THE MRO,<sup>®</sup>  
THE MRO<sup>®</sup> SD.**

**MRO SD**



Available in 2.0 MOA red dot or  
2.0 MOA green dot models

**Trijicon**

In the same footprint as the original, the MRO SD offers upgraded electronics along with enhanced optical performance that seamlessly pairs with night vision and magnifiers. If you're going to improve the ultimate mini reflex sight, do it right.

Visit [Trijicon.com/MROSD](https://www.trijicon.com/MROSD)  
to see the next-generation MRO<sup>®</sup>.



Now optimized for use with  
Trijicon 3X magnifier



Brilliant Aiming Solutions<sup>™</sup>



The choice of bullets, powders and primers can seem endless, but reloading manuals and reloading articles can help you sort through the confusion.

Regardless of the cartridge you want to reload for, in addition to any tools you will need that come in a kit, you will also need reloading dies for the cartridge you want to make ammo for.

good ammo. If you want to save time, which is one thing we all seem to have less of, advanced tools like electronic powder dispensers, digital scales and calipers, and hand priming tools can help. If you want to make the most precise shooting ammunition possible, other tools like case trimmers and precision mics can help. The truth is, until you get into reloading and learn what you like and don't like about it, you're not going to know if you need advanced tools.

#### DOLLARS, TIME AND SENSE

Visit the RCBS website, click the learn tab and scroll down to the step-by-step guide. It will take you through the entire reloading process. The website is also packed full of videos and tutorials. Once you feel confident you can handle the tasks, find a place where you can set up a reloading station free from distract-

tion, order a kit and get started. Most find that after they create their first handloads they just can't stop.

Cost should be addressed. You can save money if you handload, but you must load a good bit of ammo to offset the cost of the tools. If you shoot less than 1,000 rounds of handgun or 500 rounds of rifle ammo each year, it may take several years to recoup your in-

vestment. Time is a factor too; reloading takes time. If you already have no time to spare, reloading might not be a good fit. On the other hand, many find joy and even relaxation in handloading, and this can be a worthwhile tradeoff for the money and time you spend. Reloading is also a great way to carry your shooting interest into the nighttime hours and cold winter months. **GDTM**





EAACORP.COM



Buy Now  
From \$569

9MM 15+1

- Extended Beavertail
- G10 Grips
- Flat Tuned Trigger
- Accessory Rail



▶ **MC P35 OPS**  
 SKU: 390470  
 Steel Frame  
 4.87" Barrel



▶ **MC P35 PI OPS**  
 SKU: 390434  
 Lightweight Frame  
 3.88" Barrel  
 Optic Ready

# HIGH FIREPOWER, UNMATCHED VALUE

## GIRSAN HIGH POWER™ MC P35

Building on John Browning's iconic design, the **MC P35 OPS** series blends the functionality of modern features with sleek aesthetics, delivering dependable, standout pistols that **look as good as they perform.**

▲ IT'S YOUR RIGHT TO BEAR ARMS. IT'S YOUR RESPONSIBILITY TO ABIDE BY THE LAW & USE FIREARMS SAFELY



# SOMETHING OLD, SOMETHING NEW

If you're tired of your current rifle, upgrade its stock all by yourself.

Many times on these pages, I've explained what I like to call my "box dilemma," a theory that the innovation we have in the industry is based on established physical dimensions ... such as bolt face diameter, magazine well size, screw spacing and so on. The issue with this concept in practice is that innovation begins and ends in a predetermined set of dimensions and any new technology largely remains proprietary. Many good designs end up in the dustbin because they are unable to make the jump into mainstream.

However, a result of this widespread set of common parts for a given design led to modularity and a complex system of interchangeable components. Take bolt-action rifle stocks, the subject of this article, for instance.

## TAKING STOCK OF THE SITUATION

Rifle stocks have done a great deal of changing in the past 20 years. When I was young, buying and working on cheap Mosin and Mauser rifles—trying (and failing) to squeeze more accuracy out of them—the old way of things was still in full swing. There was a significant amount of know-how, lore and magic that went into building accurate rifles. The list of things I used to do with rifles was long, and that included headspacing chambers, glass bedding, free floating and more.

Nowadays, I just slap it all together in about 5 minutes with a set of Fix It

Sticks and an action wrench ... and have a rifle shooting one-hole groups. Yes, this is not only possible, but I also do this sort of thing very often and it's quite easy with the right tools. There is sadly no magic to it, just consistent machining





across manufacturers. Building bolt guns with pre-fit parts is actually easier and faster than building an AR-15.

A large amount of the accuracy question arises from the interface of the parts on a bolt gun, namely how the action and the stock interact. The basic mode of operation is two screws

that secure the action in place, the action being tightened down against the rear surface of the recoil lug. When the rifle fires, the rearward action under recoil is soaked up by the recoil lug so the screws don't experience pressure or movement.

In the old days, we'd see many types of methods to shore this area up, usually in the form of glass and pillar bedding. Now, this is still a good way but is pretty much antiquated in practice. For those who aren't familiar, pillar bedding is the process of installing metal tubes into the stock that go between the bottom metal and action, essentially creating a fixed depth that makes the

contact points all metal-on-metal. Glass bedding is where the action is basically glued into the stock, the bedding compound being used to create an exact imprint of a given action in that exact stock. The glass bedding process fills any gaps in the action area and provides greater contact with the action. Many old-school smiths would also bed under the recoil lug recess and the first few inches of barrel. The old ways are still used in some places and still can carry value if you're working with older guns or wood stocks.

That point may get some hackles

The MDT ACC Elite top view. Note that everything is metal; actions can be installed instantly.



Top view of the 700 Pro internal metal skeleton.

raised, but the old bedding methods are truly just not a necessary thing with today's most modern stocks at their current point of development. Now, does this mean the stocks that don't use machined interfaces are inferior? No, that isn't the case. It just means you're going to have to invest more time and know-how, which is fine. There is no purpose in glass bedding a modern stock, and pillar bedding is for the most part an irrelevant thing, considering many modern stocks are all metal as it is.

These practices, as well as installing barrels, is what kept accurate bolt guns out of reach for decades, as the cost of these services was often more than people wanted to pay. The golden days of sporterized, specialty bedded military rifles are long gone ... but not forgotten. The DNA of these practices is still present, and we're blessed to have had them; but, like I said, the magic isn't necessary anymore when off-the-shelf pre-fit parts can be assembled and outperform virtually anything from years past.

Fitting barrels and optics is something I've talked about often enough. The stock situation, however, is ever-changing and we're seeing new developments every year. The main developments taking place in rifle stocks go

back about 20 years. The first real successful "modern" rifle stocks that bears the hallmarks we now consider modern or modular was the aftermarket Accuracy International AICS, the first truly popular stock that was designed around an aluminum skeleton.

The AICS pattern magazines are now the de facto standard for all bolt guns in both long and short action. The early thoughts around this stock set the stage for what we have today: it was an upgrade for the Remington 700 footprint, took detachable magazines and required no bedding or special work. Simply take your action, drop it into the stock, tighten down the action screws and you're in business.

With the stage set, more stocks began appearing with similar features. The 2010s saw the great explosion of interest as long-range sports began to take off and demand for this type of product increased. At the same time, other now-standard things started to widely appear, notably the presence of M-Lok and ARCA rails, two things that have done a great deal to modernize bolt guns in terms of what kind of accessories they can mount.

The mass appeal of the AR-15 also did a great deal for bolt guns, as common accessories could be used with

no additional adaptation. There were, of course, some teething issues as the modernization process is known to have, but today you can have stocks that are highly adjustable, with integrated ARCA and M-Lok and able to fold and take night vision hoods as standard options.

#### WHAT DEFINES A RIFLE CHASSIS?

A common term we see surrounding stocks is the term "chassis" or "chassis system." I've been asked a lot of just what makes a stock and chassis different and, well, it largely depends on the manufacturer's marketing department.

The general definition of a chassis is a support structure, but when it comes to guns this gets a bit iffy. It could be said that every chassis is a stock, but not every stock is a chassis. One company may say "internal aluminum chassis," while another with an identical product might say "100 percent aluminum bedding." It just depends on what they want to convey to the consumer.

For the general public, a stock seems to be simpler, perhaps with just a couple bipod studs and an adjustable cheek rest. But add an aluminum skeleton, some Pic rails and an ARCA rail, and where does that put us? The general idea of a chassis today falls into



The Magpul 700 Pro is a comfortable and ergonomic design that also folds over the bolt handle.

a know-it-when-you-see-it place, perhaps it's just cosmetic in truth.

For this article, we look at some rifle stocks and chassis that are either unique or cutting edge in design.

#### **MAGPUL 700 PRO**

This product has reliably served on both long-range target, rifle builds and for hunting purposes. Magpul lists the product as a "folding stock" on their website and as a chassis in the product description. So, in general, both terms are correct in use.

The stock is based on an aluminum internal skeleton and has lots of subtle M-Lok slots, the ability to accept a night vision bridge and is very adjustable. Some people I've shot with over the years consider this to be a sub-optimal choice compared to many other modern offerings, but I have come to like it in general.

Critics say that it sits too high in profile as opposed to the lower, flat-bottom competition stocks seen today. However, this stock isn't necessarily designed for competition shooting. Rather, I see it as a very good overall

option due to its sturdy design and high comfort level. This stock isn't as adjustable as some, but from a comfort and ergonomics standpoint it's on the top of my list. The polymer skins are quite nice on cold days and are the reason I've used it for so long.

From a general standpoint, this stock is somewhat dated in terms of features and is somewhat clumsy to accessorize. The company makes a full-length ARCA rail that takes up the whole bottom row of M-Lok slots. On a tripod it does feel like it sits higher



The KRG W3 Pro stock.

than other chassis. The night vision bridge requires a full disassembly of the forend to install, but it's very solid when together. I really like this stock and will keep using it.

**KRG WHISKEY-3 PRO CHASSIS**

This is a newer offering from KRG, a company known for their unique stocks. The Pro model is almost all machined and very lightweight. It uses the trademark thumb hole profile KRG is iconic for and has a folding mechanism that locks very solid in both positions. The stock itself is highly adjustable and can be configured just as you want it for

your body size. All the active features adjust with no tools. The stock is also available with a modular night vision hood assembly that converts most of the forend. An ARCA rail runs the whole length of the forend and has multiple options for M-Lok and KRG accessories.

This stock, and many of the other KRG models I've used over the years, is on the upper end of the quality spectrum, and it has a great deal to offer the field user. I say that last part because many stocks out there go minimalist for field use, and this is OK, but I like having all the adjustment on a rifle that

will be used in open fields, off tripods, in blinds, and in and out of vehicles.

For optics like thermals and night vision, this stock saves weight while not sacrificing utility as many of these optics have rearward offset and extra height. The impressive thing about the Pro is that it has all the features of a competition stock for a fraction of the weight.

**MDT ACC ELITE & LSS**

If you're a competitive long-range shooter, you know MDT. The company is an industry leader in modern stocks and has probably the widest range of modular products on the market today.



The MDT LSS is a modular setup that lets you pick your colors and parts.



# YOUR RETRO BUILD HEADQUARTERS



A1 BUTTSTOCK

A1 PISTOL GRIP

A1 C7 UPPER RECEIVER

A2 HANDGUARD

20" PENCIL BARREL W/FSB

A1 HANDGUARD

A2 CAGE FLASH HIDER

A1 SLICK SIDE UPPER RECEIVER


LOWER PARTS KIT

\*We Do Not Sell Lower Receivers

DUCKBILL 3-PRONG FLASH HIDER

\*We Do Not Sell Lower Receivers, Just Everything Else.

## A1 RETRO COLLECTION



Black or FDE

\$629.99

A1 Slick Side Retro Complete Upper

\$639.99



Black or FDE

\$579.99

A1 C7 Retro Complete Upper

## M-4 RETRO COLLECTION



M4 SOCOM Profile 14.5"

14.5" Chrome Lined

\$412.95

\$444.95



M4 Government Profile 11.5"

\$406.95

## UPPER RECEIVER COLLECTION



A1 Slick Side

M16 A1

A1 C7

M4 Feed Ramp

A2 - A2 Rear

Sight Cut

A3 Upper

Receiver

## RETRO PARTS COLLECTION



Black or FDE

Black or FDE

A2 Retro

Furniture

A1 Retro

Furniture

M4 "Waffle"

Stock

Duckbill 3-Prong

Flash Hider

A1 3-Prong

Flash Hider

A1 Bird Cage

Flash Hider

A2 Cage

Flash Hider

ORDER ONLINE:

WWW.LUTH-AR.COM



Made in USA



YouTube

X

f

Instagram



The ACC Elite, which we will get to in a moment, is more a dedicated use item, but the extremely modular LSS system is entirely up to you.

The LSS system consists of a number of parts that can be configured as you see fit. The company website has a stock builder that lets you pick each part down to the color. This is a very interesting and unique product that lets you

control just what you want to end up with for your dedicated task.

The ACC Elite is a dedicated competition chassis that I've been using heavily this year and it really, really shines. The stock is heavy (that is for certain), and when fully kitted up with optics, it can certainly be quite the boat anchor, but that's the name of the game. Low recoil rounds like 6GT hardly move under recoil in this stock, and the ergonomics and overall layout make it extra controllable.

This stock has every modern feature and then some; you can hang just about any accessory you want on this bad boy. The installation is easy, the night vision bridge accessories are top-mounting and stackable, making it so you can not only add rail space but make your desired build look super cool, too. For long-range competition use, this may be the premier chassis on the market today. The adjustments are meant to be a bit more permanent, and in general you'll use tools to move them, but there are clever magnetic wrench slots under the cheek rest for that.

### MANNERS NIGHT STALKER & PRO PACK FOLDER

In terms of a modern stock as opposed to a chassis system, the Night Stalker has virtually all the features of a modern chassis, but it's more classic in physical layout. It has an internal metal chassis, ARCA rail, night vision bridge assembly and a length-of-pull adjustable compact butt. The cheek rest is also adjustable for height. This stock is lightweight and ergonomic, making it a great choice for all-around use in the field and at the range—although it lacks some of the features of dedicated competition stocks.

The new Pro Pack Folder takes

the internal chassis to the next level, offering an integrated hinge assembly that allows the entire wrist of the stock to fold to the right and nest with the bolt handle. This is a great design that cleverly blends the lines of a traditional stock with the highest evolution of the internal metal block bedding, basically adding a utilitarian feature to an otherwise structural element. Interestingly, it has a molded ARCA rail as opposed to a metal one.

Manners stocks are on the line between total modernity and classic style. Indeed, the Night Stalker build here was simply assembled from parts. The Origin action can accept pre-fit barrels. Here, Brownells offered a special 20-inch Proof Research in 6.5 Creedmoor. The barrel was threaded on in a Brownells barrel vice, and an action wrench was used to tighten it; headspace was checked with some PTG gauges. The Timney trigger installed in a minute—the same with the Manners stock.

Thanks to the QD ADM mount, the Vortex Razor HD also took under 10 seconds to get in place. Total build time on this rifle was under 10 minutes, and it shoots 1/4 MOA with factory Hornady American Whitetail hunting loads and even better with Federal 140- and 130-grain match loads. You don't need to be a wizard to build great bolt guns these days.

### INVESTING IN STOCK

This article barely scratched the surface of what's out there today in terms of stocks and chassis systems. The market for these products is growing significantly, and if you don't mind sticking with a Remington pattern short or long action, your options are almost endless. There are other actions that chassis and modern stocks are produced for, such as Savage, Ruger and Tikka, but they are harder to find and have fewer options.

The next few years should be great in terms of what is being offered. I am excited to see what's to come.

**GDTM**

## NIGHT VISION BRIDGES

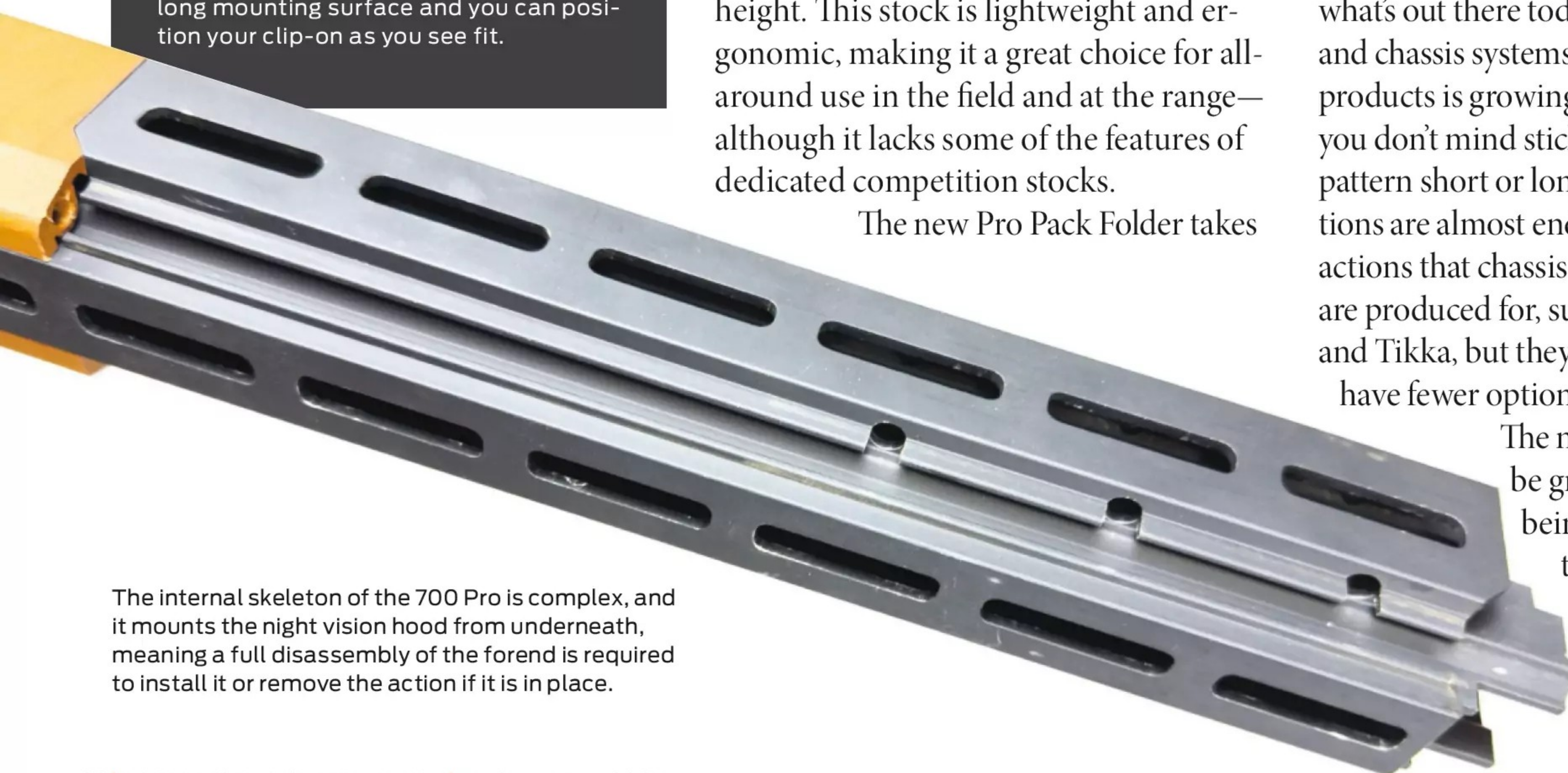


Night vision and thermal clip-ons are becoming more common these days, and bolt guns have always been behind the curve with this technology compared to the AR series rifles with their much more common railed forends. Bolt actions had no real good way to mount these optics except for extended, receiver-mounted rails in the years past. I've used these and they definitely work but leave something to be wanted. The latest generation of stocks commonly have the ability to mount forward rails over the barrel, and this is absolutely wonderful.

As a thermal and NVD user myself, the ability to quickly and easily adapt a day scope to night shooting is critical, and I find it to be one of the most welcome additions to modern stocks and chassis as a standard feature. Most of these bridges adapt to metal-on-metal interface, making them strong and rigid, but some have to be mounted in certain places, making your choice of day optics important.

Some of these fixed position rails make it hard to set up with a day scope and thermal because the distance can be too great to too little. You may have to adjust your day optic front or back to make it work. Some, like the MDT ACC, have a long mounting surface and you can position your clip-on as you see fit.

The internal skeleton of the 700 Pro is complex, and it mounts the night vision hood from underneath, meaning a full disassembly of the forend is required to install it or remove the action if it is in place.





# BEST FOR HOME DEFENSE?

## SHOTGUN, RIFLE, OR PISTOL?



In the battle of the best platform for home defense (Shotgun, Rifle, or Pistol) one doesn't even make it to the range.

SCAN TO SEE FOR YOURSELF



# SHOOTING THE BULL

Sight-in methods and alternative options for zeroing your rifle.

There are numerous ways to zero a hunting rifle. I'm not talking about the mechanical process of adjusting the rifle's scope's reticle, so it coincides with your bullet's point of impact. I'm talking about the distances where you make this happen. For years, the standard has been the 100-yard zero, but is it the best? And is it the best for your rifle/cartridge combination? Here are some things to consider when zeroing your rifle, and you might be surprised to learn the best approach is one that will work with any rifle and cartridge.

## 25-YARD ZERO

Many public rifle ranges have target stands positioned in increments of 25 yards, and often when a riflescope is

mounted to a rifle—even when bore sighted by some “expert” at the gun store—you’ll still not be able to hit the target at 100 yards. Placing a target at 25 yards lets you put your first shots on paper. The key is knowing how to make the adjustments necessary, so you’ll also be on paper at 100 yards. For example, your reticle adjustments at 25 yards are one-fourth of what they are at 100 yards, so it will take four times as many clicks at the closer distance.

Some experts used to suggest a dead-on zero at 25 yards would give you what has often been called a “maximum point-blank range zero.” The idea was that with such a zero you could hold dead on out



Winchester load as an example. If you zero at 25 yards your bullet will strike the 100-yard target almost 4 inches above your point of aim, and at 200 yards it will be almost 5 inches high. That's a bit excessive to make a good kill zone shot. This is one reason the 100-yard zero is more popular, and with our .270 Winchester zeroed at 100 yards, the bullet would strike a 25-yard target about an inch low.

**100-YARD ZERO**

The 100-yard zero has been the standard for a long time because with most cartridges, and for most hunters, it works well out to the distance most shots were taken. But with modern high-velocity cartridges, the 100-yard zero does not let you utilize the flat trajectories these cartridges offer. For example: If you zero a common 130-grain .270 Winchester load at 100 yards, the bullet will strike about 6 inches low at 250 yards and around 10 inches low at 300. This means that for any shot beyond about 225 yards you're going to have to make a correction to get a good hit.

Because so many hunters are now trying to operate with a sniper-like mindset by dialing in an elevation correction for longer shots, the 100-yard zero makes sense. They just get their DOPE (data of previous engagement) for distances be-

If tall grass or terrain dictate shooting from the kneeling position, how close do you need to be to get your hit? A good way to find out is to work with the one-third-second zero practice regime.

By quartering your one-third-second distance you can create a great and practical practice plan for shooting from various positions.

to a certain distance and still make a good hit on a big game animal. They were on to something, but their solution—the 25-yard zero—was only close enough for hand grenades not rifles. A 25-yard zero can provide this type of usable trajectory with some cartridges but not many.

Let's use a common, 130-grain .270

**ONE-THIRD SECOND ZERO POSITIONAL PRACTICE RANGES**



**MUZZLE TO 1/4 DISTANCE**



**1/4 TO 1/2 DISTANCE**



**1/2 TO 3/4 DISTANCE**

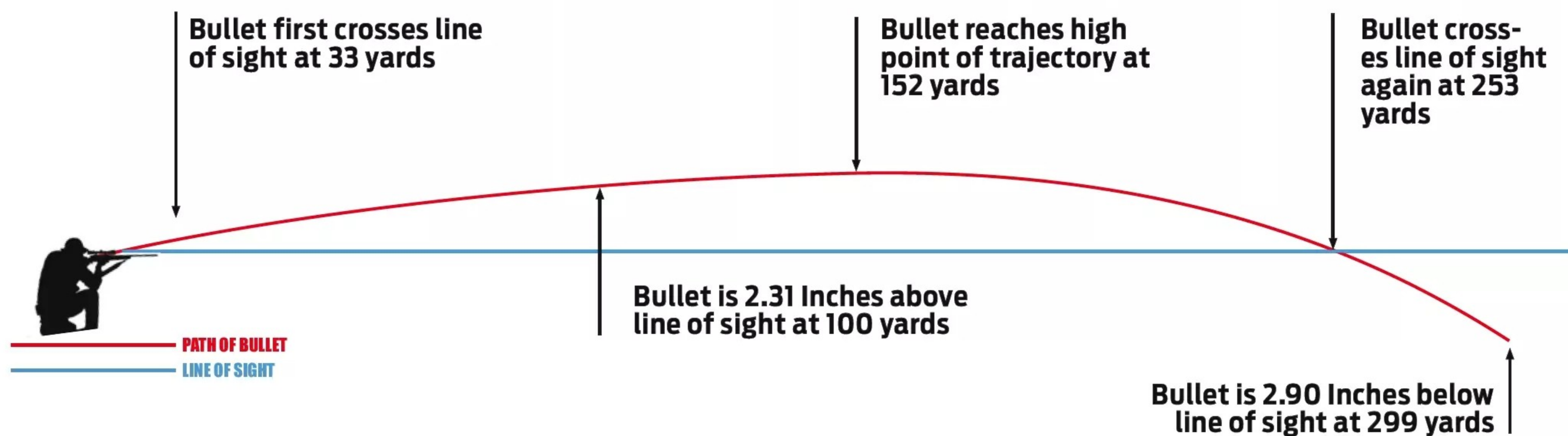


**3/4 TO FULL DISTANCE**



If your one-third second zero distance is 299 yards, practice standing out to about 75 yards, kneeling from 75 to about 150 yards, seated from 150 to around 225 yards. And anything beyond 225 yards from prone. Adjust these distances based on shooting skill.

## EXAMPLE OF ONE-THIRD SECOND ZERO W/ 130-GR. 270 WINCHESTER LOAD



yond 100 yards and then dial accordingly. This is a very precise way to shoot that works great on the range, but sometimes in the field it takes too much time. It also opens a window for failure because the good hit is dependent on you dialing in the precise—correct—correction. I've seen hunters miss shots because they'd previously dialed in a correction and forget to reset for the current shot.

### 200-YARD ZERO

More recently, it has become popular to zero at 200 yards to maximize reach without dialing in a shooting solution or holding high. If we look again at the .270 Winchester, we can see that a 200-yard zero with a common 130-grain bullet will cause the bullet to strike  $1\frac{1}{4}$  inches high at 100 yards and about  $2\frac{1}{2}$  inches low at 250 yards. But it will still be 6

inches low at 300. This is better than a 100-yard zero, but it still leaves some of the .270 Winchester's flat trajectory on the table.

A kill zone on a big game animal is generally considered to be an 8-inch circle. Ideally, you want to zero your rifle so you can hold dead on out to the furthest distance possible and still hit that 8-inch kill zone. But, for practical application



With the one-third-second zero your goal is to sight your rifle in so you can take the most advantage of your cartridge's trajectory.

Zeroing your rifle is only the beginning. Your mind needs to be zeroed too, so that you know what positions to shoot from what distances.



a 6-inch circle—kill zone—makes more sense because that gives you a little room for error. Fortunately, there is a way to obtain that zero that will work for any rifle/cartridge combination.

**1/3-SECOND ZERO**

The one-third-second zero is similar to the 25-yard zero because with most modern high-velocity cartridges the first distance your bullet will cross your line of sight is *near* 25 yards. But it's better than the 100- or 200-yard zero, because it allows you to take advantage of everything your cartridge has to offer. The

method is based on the distance your bullet travels in one-third of a second, and it works because of the consistency of gravity, which makes all bullets drop at the same rate. Rifle trajectories vary because some bullets travel faster than others and go further in one-third of a second.

First, you need to chronograph your rifle to establish the average muzzle velocity of the load you're using. Next, input that velocity, the bullet's ballistic coefficient (BC), and the height the center of the riflescope is above the rifle's bore, into a ballistic program. Then, look

**COMPARISON OF DIFFERENT ZEROS**

YARDS	25-YARD ZERO (inches)	100-YARD ZERO (inches)	200-YARD ZERO (inches)	1/3-SECOND ZERO
25	0.00	-0.94	-0.63	-1.75
50	+1.48	-0.38	+0.25	-0.36
75	+2.72	-0.06	+0.88	+0.78
100	+3.71	-0.00	+1.26	+1.67
125	+4.43	-0.21	+1.37	+2.31
150	+5.04	-0.69	+1.21	+2.68
175	+4.90	-1.45	+0.76	+2.59
200	+4.46	-2.51	0.00	+2.11
225	+3.70	-3.88	-1.04	+1.32
250	+2.61	-5.57	-2.41	+0.21
275	+1.17	-7.58	-4.11	-1.23
300	-0.63	-9.95	-6.16	-3.02

*Note: This represents the trajectory of a common 130-grain 270 Winchester load. The drops at the distances shown that are outside a center hold on a 6-inch target are in red.*

**ZERO YOUR MIND**



Regardless of the zero method you use, you must have your mind right to execute in the field. The 100-yard zero might be ideal for woods hunters who'll never likely shoot much beyond that distance, but if you do, you need to know your holdovers or the amount of correction you must dial in. The same is true with a 200-yard zero.

The beauty of the one-third-second zero is that you don't have to remember anything out to whatever your one-third-second distance is; you just hold dead center. In fact, even if you like to dial in a correction for extreme distance it can be advantageous to still use the one-third-second zero because it circumvents dialing for the closer shots that may need to be taken in a hurry. You'll only dial corrections for distances beyond your one-third-second distance.

The thing is, you cannot just tell yourself to remember to hold so many inches high, or that you must dial in a certain number of clicks for longer shots. For any zero method to work, you must practice its application. Bullets drop just like they are supposed to every time; it's the human who is the weak link. If you don't practice with the zero you choose, you're setting yourself up for failure. That's the beauty of the one-third-second method—you don't need to remember anything for shots all the way out to your one-third-second distance.

This same principle can apply to shooting positions too. If you divide your one-third-second distance by four, you can set some basic range limits for shooting from various positions. For example, you should be able to make the shot in the first quarter of your one-third-second distance from the standing off-hand position. From one-quarter to one-half of your one-third-second distance, you should be able to make the shot from the kneeling position. At between one-half and three-quarters of your one-third-second distance, the seated position should work. And any shot beyond three-quarters of your one-third second distance should be makable from prone.

Let's say you have a mule deer at 233 yards. How many clicks do you dial? Do you just hold dead on with a one-third-second zero? And what position do you need to shoot from to make that shot, regardless of the zero you have chosen? That buck is not going to stand there all day while you wonder about all this. Your mind must know what to do beforehand.

Ballistics are one thing; mindset is something else. When you're presented with a shot in the field, based on the distance you should immediately know your hold and the shooting position required to get a hit. The only way to know both is to train your mind on the range before the hunt, and the one-third-second zero requires the least training to implement for most shot distances.



**BARRETT**

# LEAD BY DESIGN

Unmatched in reliability and precision, and proven in diverse combat conditions for over 42 years, the Model 82A1<sup>®</sup> redefined long-range weaponry. With its innovative engineering, low recoil, and rapid, accurate firepower, this iconic shoulder-fired semi-automatic 50 BMG rifle stands as a testament to American ingenuity and the pursuit of perfection.

[barrett.net](http://barrett.net)

## COMMON 1/3-SECOND DISTANCES FOR POPULAR CARTRIDGES

CARTRIDGE	1/3 SECOND DISTANCE	100-YARD POINT OF IMPACT
243 Winchester (100-grain)	282	+ 2.40
6.5 Creedmoor (120-grain)	283	+ 2.41
270 Winchester (130-grain)	299	+ 2.31
7mm Backcountry (170-grain)	315	+ 2.21
30-30 Winchester (150-grain)	226	+ 2.81
30-06 Springfield (180-grain)	272	+ 2.49
300 Win. Mag. (200-grain)	286	+ 2.42
45-70 Government	169	+ 2.66

*Note: This is just a reference guide to illustrate the nominal one-third-second zero distance and point of impact at 100 yards for popular hunting cartridges. With every cartridge, these numbers will vary based on the bullet used and the actual muzzle velocity.*

When it comes time to zero your riflescope, it's not just about adjusting the reticle to the point of impact of your bullets, it's also about at what range you want your point of aim and point of impact to coincide.


If you're going to dial for every distance, you need data. For big game hunting, you can eliminate dialing out to the distance your bullet can travel in one-third of a second.

to see how far that bullet will travel in one-third of a second. With our .270 Winchester load, the bullet will go 299 yards in one-third of a second. Finally, just sight your rifle in so the bullet strikes 3 inches below your point of aim at that one-third-second distance.

Because your rifle might shoot a 3- to 4-inch group its one-third-second distance, this can be tricky, so the best approach is to still zero at 100 yards. However, instead of making your point of aim and point of impact at 100 yards match, you sight the rifle in high at 100 yards. How high? Look at your ballistic app and adjust the zero distance so the trajectory of your load shows it 3 inches low at your one-third-second distance and then look to see how high the bullet will strike at 100 yards, and that's how high you sight your rifle in at 100 yards. With our .270 Winchester, it will be about 2.31 inches high.

The beauty of this zero method is that regardless of the cartridge you are shooting, with a one-third-second zero the bullet will never rise above or fall below your line of sight all the way out to your one-third-second distance. With our .270 Winchester load that means you hold dead on all the way out to 299 yards. **GDTM**





**GunDigest**  
PRESENTS

# Shows & Auctions

LISTINGS ARE  
**FREE!**

Simply go online to create  
or manage your Gun Show Listing.  
Login or Register to create an account

**[GunShows.GunDigestMedia.com](http://GunShows.GunDigestMedia.com)**

**NEW SHOW DATE!**

# 39th Year Anniversary

**NEW SHOW DATE!**

**The Show of the Year**  
Jan 17, 18, 2026

THE SIZE OF "3" FOOTBALL FIELDS

\*\*\*\* IN ONE ROOM \*\*\*\*

**The Show of the Year**  
Jan 17, 18, 2026

**plus JAG MILITARY SHOW!!!!**



John Gangel, AZ



Randy Saba, CO



Doug Rainbow, NY



John Crowley, ME



Dean Dillon, IL



Ken Hamilton, KY



Charles Hancock, TN



John Carpenter, MS



Michael Zomber, CA



Randy & Annette Jones, AR

**PROCLAIMED**  
WHO'S WHO IN GUNS  
(PRESENT AT SHOW)



Kelly Ritter, IL



Denny Stima, MI

# NATIONAL GUN DAY

**"THE MONEY SHOW"**

**Jan 17, 18, 2026**

**KENTUCKY EXPO CENTER  
LOUISVILLE KENTUCKY**

**1250 Tables (8 Ft.)**

**CELEBRATE**  
WHO'S WHO IN GUNS



Norm Vegely, MO



Walter Kanzler, FL



David Rachwal, OH



Bob Everhart, OH



Brian Akins, TN



Don Crum, KY



Bud Clark, MI

NO FLEA MARKET ITEMS  
T-SHIRTS, JEWELRY, COINS  
GUNS AND RELATED ITEMS "ONLY"



John Thomas, OK



Jennifer & Gary Gole, OH

**"BRING OUT YOUR BEST"**  
EXTENSIVE NATIONAL ADVERTISING  
RADIO + TELEVISION + NEWSPAPER  
SHOW HOURS: 9am to 5pm Sat.  
9am to 3pm Sun.  
SET-UP Hrs: 3pm to 8pm Fri.  
(Dealers only)

**Next Show: Louisville, KY**  
**Oct 10, 11, 2026**



Vin Caponi, NY



Ed Birnbaum, GA



Ralph Petrilli, OH



Larry Munther, NJ



John Clark, MI



Jim Behring, MI



Bob Allen, IN



Jacob & Emilie Rothgeb, VA



Terry Stull, OH



Tony Wilcox, TN



George Everhart, OH



Al Vaccaro, NY



Fred Jolly, IN



John Korompilas, CA




Mark & Bob Allsop, MI



Bill Mays, IL



Tim Prince, TN



**Gun Show Protection Union**  
Membership \$25 Donation



Sam Abdalla, OH

**250th Anniversary of the GREATEST Country on Earth**  
**"The United States of America"**  
**God Bless America**



**I WANT YOU**

**"BRING OUT YOUR BEST"**

Special Celebration of National Gun Day

You will not want to miss this **event!** Gun enthusiast around the WORLD are coming for the great celebration of our great Nation and the 2nd Amendment.

**The place to be,**

Kentucky Expo Center, South Wing "A"  
Louisville, Ky.



Dawn & Jim Scannapieco, NY

TRADE TABLE: \$140 E-mail: [Ron-Dickson@nationalgunday.com](mailto:Ron-Dickson@nationalgunday.com)

Send to: Ron Dickson, P.O. Box 741, Oxford, Ohio 45056 (Info (513)523-3574) No refund if cancelation is 7 days before show. [www.nationalgunday.com](http://www.nationalgunday.com)



PRESENTS OUR 10<sup>TH</sup> ANNUAL

# COWBOY & FIREARM AUCTION

JAN 31<sup>ST</sup>, FEB 1<sup>ST</sup>, & 2<sup>ND</sup> 2026

FEAT. THE ESTATE OF JOHN A. KOPEC



## NOW ACCEPTING QUALITY CONSIGNMENTS

- COLTS
- WINCHESTERS
- SHARPS
- ANTIQUE FIREARMS
- NFA
- MILITARY WEAPONS
- SPORTING ARMS
- MODERN FIREARMS

# WWW.REATAPASSAUCTIONS.COM

P: 928.632.8000 • E: INFO@REATAPASSAUCTIONS.COM

1515 W GURLEY ST STE 100 PRESCOTT, AZ 86305 • MON - FRI 9AM - 5PM

"YOUR ONE STOP GUN SHOP"  
**Showmasters**  
**Gun Shows Inc.**

P.O. Box 10277 Blacksburg, VA 24062  
 (540) 951 - 1344 | (540) 951 - 2344  
 info@showmastersgunshows.com  
 www.showmastersgunshows.com

\*Visit our website for full show listings  
 ALWAYS CONFIRM DATES BEFORE TRAVELING!

**DULLES EXPO CENTER**  
**CHANTILLY, VA**

**THE NATION'S**  
**GUN SHOW**

**JANUARY 2, 3 & 4, 2026**  
**FEBRUARY 6, 7 & 8, 2026**



HOURS: FRI 1 - 8 | SAT 9 - 5 | SUN 10 - 5  
 www.TheNationsGunShow.com

**MONROEVILLE CONVENTION CENTER**  
**MONROEVILLE, PA**

**PITTSBURGH GUN SHOW**

**NOVEMBER 29 - 30, 2025 NEW!**  
~~DECEMBER 13 - 14, 2025 RESCHEDULED~~  
 HOURS: SAT 9 - 5 | SUN 9 - 4

**AUGUSTA EXPO CENTER**  
**FISHERESVILLE, VA**

**FISHERSVILLE GUN SHOW**

**NOVEMBER 29 - 30, 2025**  
 HOURS: SAT 9 - 5 | SUN 10 - 5

**NEW SHOW**

**VIRGINIA BEACH CONVENTION CENTER**  
**VIRGINIA BEACH, VA**

**TIDEWATER GUN SHOW**

**DECEMBER 6 - 7, 2025**  
 HOURS: SAT 9 - 5 | SUN 10 - 4

**NATIONAL GUARD ARMORY**  
**FAIRMONT, WV**

**FAIRMONT GUN SHOW**

**DECEMBER 13 - 14, 2025**  
 HOURS: SAT 9 - 5 | SUN 9 - 4

**RICHMOND RACEWAY COMPLEX**  
**RICHMOND, VA**

**RICHMOND GUN SHOW**

**JANUARY 10 - 11, 2026**  
**MARCH 21 - 22, 2026**

HOURS: SAT 9 - 5 | SUN 10 - 5

**MYLAN PARK**  
**MORGANTOWN, WV**

**MORGANTOWN GUN SHOW**

**JANUARY 17 - 18, 2026**  
 HOURS: SAT 9 - 5 | SUN 9 - 4



www.ReataPassAuctions.com  
 E: INFO@REATAPASSAUCTIONS.COM  
 P: 928.632.8000 • PRESCOTT, AZ

**GUN SHOW**

**January 10-11, 2026**

**Washington County Fairgrounds**  
 2151 North Main Street  
**Washington, PA 15301**

**Admission \$10.00**  
 450+ tables

Take I-79 to Exit 41, Racetrack Rd.,  
 follow signs

**Show Hours: 9 am - 4 pm Sat/Sun**

**Call 724-948-3571**

**Visit Our Web Site at**  
**www.arhsportshop.com**

**The Alabama Gun Collectors Association**

Presents Its

**2025 Gun Shows**

**Hoover Met Complex**  
**100 Ben Chapman Drive**  
**Hoover, Alabama**

Free Parking & Free Internet

*Largest and Best Shows in the Southeast*

**★ March 7-8, 2026**



**SHOW HOURS**  
**(NON EXHIBITORS):**

SAT. 9:00 A.M. - 5:00 P.M.  
 SUN. 10:00 A.M. - 4:00 P.M.



**24 Hour**  
**Police**

**RESERVE**  
**EARLY!**

**VISIT OUR WEB SITE**  
**www.algca.org**

**PRIZE CATEGORIES**

Best Arms Display  
 Best Edged Weapons Display  
 Best Accoutrement Display

Open to all collectors to bring prize  
 firearms collections for judging for  
**CASH PRIZES!**



**ALL FEDERAL, STATE & LOCAL LAWS MUST BE OBSERVED**

Class 3 Weapons?

Prior Approval  
 Required!!!

**PLEASE - NO NON RELATED**  
**ITEMS ON TABLE**

**ALL GUNS**  
**MUST BE TIED**

For Reservations  
 or Information  
**CONTACT:**

**A.G.C.A.**  
 34 Rock Creek Lane  
 Anniston, Al 36207  
 agcanow@gmail.com

**205-500-1882**

AGCA MEMBER 8 FT. TRADE @ \$70.00  
 AGCA MEMBER 8 FT. DISPLAY @ \$40.00

NON-MEMBER 8 FT. TRADE @ \$95.00  
 NON-MEMBER 8 FT. DISPLAY @ \$50.00

**NO Confirmation without prepayment - Make check payable to A.G.C.A.**

**BUY, LOOK!**



**TRADE  
OR  
SELL!**

**INDY 1500  
GUN &  
BLADE SHOW**

***One of the Largest Gun and Knife Shows  
East of the Mississippi!!!***

**INDIANAPOLIS  
INDIANA STATE FAIRGROUNDS**

**OPEN TO THE PUBLIC**

**HOURS: FRIDAY – 2-7 p.m.  
SAT. 9 a.m.-6 p.m. SUN. 9 a.m.-4 p.m.**

- DOOR PRIZES
- SPECIAL MOTEL ARRANGEMENTS
- ESTABLISHED 1983

- EXTENSIVE MEDIA COVERAGE
- 24 HOUR SECURITY
- CAMPING HOOKUPS AVAILABLE
- RESTAURANT ON PREMISES

**GUNS, KNIVES, SURVIVAL GEAR, SPORTING ARMS, MILITARY ARMS, ETC.**

**INDY 1500  
P.O. Box 14194  
Oklahoma City, OK 73113**

**Phone: (405) 408-6197  
Fax: (405) 478-0700  
www.indy1500.com**

**EXHIBITORS MUST ABIDE BY SHOW RULES AS WELL AS ALL LOCAL, STATE & FEDERAL LAWS.**

**JANUARY 9, 10 & 11  
MARCH 6, 7 & 8**

# SGK GUN SHOWS



## VIRGINIA

### Hampton, VA

Convention Center  
November 29-30, 2025  
January 10-11, 2026  
May 30-31, 2026

### Virginia Beach, VA

Convention Center  
January 24-25, 2026  
March 21-22, 2026  
April 25-26, 2026

### Fredericksburg, VA

Fairgrounds  
January 17-18, 2026  
April 11-12, 2026

### Stafford, VA

Fraternal Order of  
Eagles  
May 16-17, 2026

(757) 483-5385  
SGK Ltd., 1225  
Kempsville Rd. #64245  
Virginia Beach, VA  
23467



# SAXET GUN SHOWS

*"The Best Gun Show"*

## Corpus Christi, TX

*Richard M. Borchard Regional  
Fairgrounds*

1213 Terry Shamsie, Robstown, TX 78380

Tables: \$90

Electricity: \$55

*December 20-21, 2025*

*February 7-8, 2026*

*March 21-22, 2026*

*April 25-26, 2026*

## McAllen, TX

*McAllen Convention Center*

700 Convention Ctr. Blvd, McAllen, TX 78501

Tables \$90

Electricity: \$65

*January 17-18, 2026*

*February 21-22, 2026*

*March 28-29, 2026*

*August 15-16, 2026*

*Show Hours:*

*Sat. 9 a.m. - 6 p.m. • Sun. 9 a.m. - 5 p.m.*

*\*\* Dealer setup is Friday 11:00 a.m. - 10:00 p.m.*

## SAXET TRADE SHOWS

Visit Us At: <http://www.saxetshows.com>

Box 5677, Corpus Christi, TX 78465

\*\*\* Phone: 361-289-2256 \*\*\*



# MK SHOWS

WWW.MKSHOWS.COM

## 2026 Shows - Quality Shows for Shooters, Hunters and Collectors

### Fletcher, NC

January 10-11, 2026  
Feb 28-Mar 1, 2026  
May 9-10, 2026  
WNC Ag Center

### Fletcher, NC Shows Con't

July 18-19, 2026  
October 17-18, 2026  
WNC Ag Center

### Franklin, TN

Civil War Show  
December 6-7, 2025  
Ag Expo Park

### Dalton, GA

Chickamauga  
Civil War Show  
February 7-8  
Convention Center

Saturday 9-5  
Sunday 10-4

Mike Kent • P.O. Box 685 • Monroe, GA 30655 • 770-630-7296  
e-mail: Mike@MKShows.com • www.MKShows.com

Gun Show Tables \$75  
Civil War Tables \$120

## MISSOURI VALLEY ARMS COLLECTORS ASSOCIATION A National Rifle Association Affiliate Since 1953



### Presents Our 54th National Summers Arms Show JULY 25th & 26th, 2026

K.C.I. EXPO CENTER, 11730 N. AMBASSADOR, KANSASCITY, MO 64153  
750+ standard 8x2.5 foot tables • Sale/Trade Tables:\$135 Display Tables:\$35

**Winning Display Awards, Including The Famed: KC Scout Bronze Statue**

To reserve tables contact the MVACA Show Director at 816-744-0209,  
showdirector@mvaca.org or PO Box 1315, Kearney, MO 64060

Or, download reservation form at: mvaca.org

Our host hotel provides special room rates: The Holiday Inn KCI @ (816) 801-8400

#### Other Information:

1. Tables must be covered by exhibitor provided covers
2. Armed security on duty 24 hours daily
3. Ground level unloading and loading
4. MVACA is not responsible for accidents or theft
5. Only firearms, armor and military historical items are allowed on exhibit
6. ALL firearms must be secured by ties unless locked in case
7. Federal, State and Local firearms laws will be adhered to and strictly enforced!

Public Hours: Saturday- 9 A.M. - 5 P.M. • Sunday - 9 A.M. - 3 P.M.

ADMISSION: \$15 DAY; \$20 WEEKEND PASS; Children 15 & under FREE with paid Adult



Admission  
\$9.00

Saturday 9 a.m.-5 p.m.  
Sunday 10 a.m.-5 p.m.

# THE DIXIE GUN & KNIFE CLASSIC, INC.

The ORIGINAL Raleigh Gun & Knife Show

January 17-18, 2026

Call (919) 781-1287 for more info

Jim Graham Building  
N.C. State Fairgrounds

Buy -  
Sell -  
Trade -



[dixieguns@aol.com](mailto:dixieguns@aol.com)

Fax: 919-781-4941

Web: [dixiegunandknifeshow.com](http://dixiegunandknifeshow.com)

# GUN SHOW

Texas Gun & Knife Association Show Dates

Nov 8 & 9 - Kerrville Happy State Bank Expo Hall  
December 13 & 14 - Amarillo Civic Center

2025

DECEMBER 20<sup>TH</sup> & 21<sup>ST</sup>  
Kerrville Expo Hall GUNS & GIFT SHOW

January 10 & 11 - Abilene Convention Center  
February 14 & 15 - Fredericksburg Fair Grounds  
February 28 & March 1 - Kerrville Expo Hall  
March 7 & 8 - Abilene Convention Center  
March 14 & 15 - Amarillo Civic Center

2026



We welcome all outdoor related vendors.

Dealers call Janice Hill:  
(830) 285-0575



[www.Texasgunandknifeshows.com](http://www.Texasgunandknifeshows.com)

## SUBSCRIBE TODAY!



### THREE WAYS TO READ!

PRINT  
ONLY



DIGITAL  
ONLY



PRINT +  
DIGITAL



NEW SUBSCRIBERS:  
[GunDigest.com/subscribe](http://GunDigest.com/subscribe)

TO RENEW:  
[GunDigest.com/renew](http://GunDigest.com/renew)

**SUBSCRIBE TODAY!**



**THREE WAYS TO READ!**

**PRINT ONLY**



**DIGITAL ONLY**



**PRINT + DIGITAL**



**NEW SUBSCRIBERS:**  
RecoilWeb.com/subscribe

**TO RENEW:**  
RecoilWeb.com/renew

# G&S Promotions GUN SHOWS

2025-2026 SHOWS

## ARKANSAS

### Conway

Conway Expo Center  
**December 13-14, 2025**  
**March 21-22, 2026**  
**June 13-14, 2026**  
**August 15-16, 2026**  
**December 12-13, 2026**

440 Tables: 1-4 \$65 ea., 5+ \$60 ea., 10+ \$55 ea.

### Heber Springs

Heber Springs Community Center  
**January 10-11, 2026**  
**April 18-19, 2026**

180 Tables: 1-4 \$60 ea., 5+ \$55 ea., 10+ \$50 ea.

### Mountain Home

Baxter County Fairgrounds  
**January 17-18, 2026**  
**June 27-28, 2026**  
**October 31-November 1, 2026**

163 Tables: 1-4 \$60 ea., 5+ \$55 ea., 10+ \$50 ea.

### Hot Springs

Garland County Fairgrounds  
**February 21-22, 2026**  
**October 24-25, 2026**

130 Tables: 1-4 \$55 ea., 5+ \$55 ea., 10+ \$50 ea.

## OKLAHOMA

### Elk City

Elk City Civic Center  
**December 6-7, 2025**  
**May 23-24, 2026**

150 Tables: 1-4 \$45 ea., 5+ \$40 ea., 10+ \$35 ea.

### Shawnee

Expo Center  
 1700 West Independence  
**December 20-21, 2025**  
**February 7-8, 2026**  
**July 25-26, 2026**

220 Tables: 1-4 \$60 ea., 5+ \$55 ea., 10+ \$50 ea.

## TEXAS

### Canton

Canton Civic Center  
**January 23-25, 2026**  
**March 6-8, 2026**

**August 28-30, 2026**

270 Tables: 1-4 \$60 ea., 5+ \$55 ea., 10+ \$50 ea.

### Henderson

Rusk County Expo Center  
**April 25-25, 2026**  
**August 1-2, 2026**

160 Tables: 1-4 \$60 ea., 5+ \$55 ea., 10+ \$50 ea.

### Nacogdoches

County Expo Center  
**November 28-30, 2025**  
**February 13-15, 2026**  
**June 19-21, 2026**

193 Tables: 1-4 \$65 ea., 5+ \$60 ea., 10+ \$55 ea.

**All Tables must be prepaid two weeks in advance.**

**G&S Promotions**

PO Box 338, Wister, OK 74966 • 918-659-2201

www.gandsgunshows.com • www.gunshows-usa.com • email gnspr1@aol.com

Like us on FACEBOOK @ www.facebook.com/gandspromotions Show Hours: Sat. 9-5, Sun. 9-4 • Set Up: Fri. 3-7, Sat. 7-9

# WRIST WATCHES

*BUY & SELL NEW OR USED*

Rolex, Omega, Patek Philippe, Cartier, Panerai & Others

**SPECIALIZING IN VINTAGE ROLEX**

PO Box 471, Dublin, OH 43017

614-371-7111 • e-mail: bill@wmw2.com




## Maumee Valley Gun Collectors Inc.

The Wood County Fairgrounds  
13800 W Poe Rd, Bowling Green, Ohio 43402

### 2026 Show Dates:

\* January 10-11 \* February 14-15 \* March 14-15

For Information Contact: PO Box 492, Maumee, Ohio 43537  
419-441-2134 Web site: [www.mvzca.com](http://www.mvzca.com)  
\$6.00 Admission FREE Parking



More than  
40 Years of  
Experience  
in German  
Militaria!

## Wittmann Antique Militaria

Offering Collectors the World's  
Foremost Inventory of Fine  
German Imperial &  
WWII Third Reich Militaria

**International Reputation for  
AUTHENTICITY & HONESTY**

### Thomas T. Wittmann

PO Box 350 ~ Moorestown, NJ 08057-0350  
Phone: (856) 866-8733 or (856) 231-0323  
Fax: (856) 235-4954  
E-mail: [Twittm350@aol.com](mailto:Twittm350@aol.com)

**[www.wiidadggers.com](http://www.wiidadggers.com)**

ALSO BUYING GERMAN DAGGERS, SWORDS,  
BAYONETS, MINIATURES.

## CELEBRATING AMERICA'S FIREARMS HERITAGE!



The Heritage Series from Gun Digest is a tribute to America's long and fascinating firearms history. These limited-run, hardcover titles are just a few of the many great books and digital downloads brought to you by Gun Digest Books, the industry's NO 1 firearms books publisher!

Order online at  
**[GunDigestStore.com](http://GunDigestStore.com)**  
or call 920.471.4522

Set Up  
Friday  
1-7 PM

Jackson

or

12-6 PM

All Other  
Locations

# GREAT SOUTHERN Gun & Knife Shows, L.L.C. 2025-2026 Show Calendar

Deduct \$10 Per Table If Paid 2 Weeks In Advance

Non-Related Tables With Prior Approval – Call for Price

[www.greatsouthern-gunshow.com](http://www.greatsouthern-gunshow.com)



### JACKSON, MS MS Trade Mart Bldg

High St. exit off I-55

Show Hours:

Sat. 9AM-5PM

Sun. 10AM-5PM

300 8' Tables \$100 ea.

**December 13-14, 2025**

**February 21-22, 2026**

### KENNER, LA

New Orleans Area

Pontchartrain Ctr Williams Blvd. exit off I-10

Show Hours:

Sat. 9AM-5PM

Sun. 10AM-5PM

400 8' Tables \$100 ea.

**December 20-21, 2025**

**January 17-18, 2026**

**March 21-22, 2026**

# More 2026 Shows To Be Announced!

## GREAT SOUTHERN Gun & Knife Shows, L.L.C.

PO Box 24416 • Knoxville, TN 37933 • 865-671-4757

No loose ammo. No alcoholic beverages in show. All guns, including personal guns, must be unloaded while in building. Tie-downs required on all guns. All exhibitors must be present during all show hours. Please do not make reservations if you cannot stay until the show closes. 24 hour police. **No checks accepted at show and money orders only 2 weeks prior to show. Thank You.**

GunDigest  
PRESENTS

# Marketplace

*Rare and used firearms, collectibles, accessories,  
memorabilia and much more ... find it all here.*


Display Advertising Information & Rates Contact:

**Lori McDaniel**  
**lori@gundigest.com**  
**(715)-498-3768**

# Simpson Ltd<sup>SM</sup>

**FIREARMS for COLLECTORS**

*Family Owned and Operated Since 1962*



**Over 20,000 antique and modern guns in inventory!**

**www.SIMPSONLTD.com**

\*\*\*\*\*



# PACK AND POSTAL CENTER

210 Mill Street, Lancaster, MA 01523-2046  
Tel. (978) 368-0910 — Fax (978) 368-3326



3-Day Inspection Satisfaction Guaranteed.

Current GUN LIST now available online

[www.PackAndPostalCenter.com](http://www.PackAndPostalCenter.com)

\$35.00 shipping for long guns (FedEx ground insured, adult signature required) and handguns (United States Postal Service, Priority, insured, adult signature)

3% restock fee for items paid with charge card. All firearms sold as "used" collector items only. We do not test fire or guarantee suitability for live firing.

\*\*\*\*\*

## PISTOLS AND REVOLVERS

**1-C Colt .38 Special "Officers Model Heavy Barrel" Double/Single Action Target Revolver 6"** heavy barrel with mint bore, 95% original blue with a little spotty pitting on sideplate and frame, adjustable front and rear sights as on a 3<sup>rd</sup> model Officers, grips are not original to gun but are very nice original Colt escutcheon "C" checkered hard rubber type that were fitted perfectly to gun, made in 1940 and falls in Official Police serial range, excellent smooth function both single and double action, better than most revolvers made today (C&R) ..... \$595

**2-C Colt .22 LR "Challenger Sport Model" Auto Pistol 4 1/2"** barrel with mint bore, blade front and drift adjustable square notch rear sights, 99% original blue, minty original checkered brown plastic grips with Colt logo impressed on right grip panel, "Colt" marked 10 shot magazine with cut to accommodate 2<sup>nd</sup> series Woodsman pistols, bottom release magazine, most of the desirable features from the "Woodsman" series were eliminated to come up with a lower entry level price, all original and near new overall, collector quality (C&R) ..... \$795

**3-C Colt .22 LR "Woodsman Sport Model" Second Issue Auto Pistol 4 1/2"** barrel with mint bore, 98% original bright blue, ramp blade pinned front and fully adjustable target style rear sights, 2nd model push button style magazine release with original correct magazine, correct minty checkered brown plastic thumbrest grips with Colt logo impressed on right panel, all original, made in 1951, collector quality (C&R) ..... \$895

**4-C Colt .22 LR "Officers Model Target" 3rd Issue Double / Single Action Target Revolver 6"** barrel with mint bore, factory adjustable front and rear target sights, 97% original blue with a fine spray of light pitting mostly on barrel, excellent checkered Walnut service style grips with silver Colt medallions, excellent smooth function and nice looker, made in 1931 (2<sup>nd</sup> year for the .22 LR) (C&R) ..... \$785

**5-C Colt .22 LR "The Woodsman Model" First Series Target Auto Pistol 6 5/8"** barrel with bright excellent bore, 98% original blue thinning along front and back straps, metal shows slight sharp edge silvering, factory original adjustable front and rear sights, checkered Walnut grips, comes with one 10 round original two tone magazine, excellent function, and sharp looking manufactured 1927 and just about collector quality (C&R) ..... \$895

**6-C Harrington & Richardson .22 LR "Sportsman" Double / Single Action 9 Shot Top Break Revolver 6"** ovoid barrel with mint bore, 97% original bright blue with grease pencil whited in lettering, right side of barrel has a few light spots of pitting around caliber marking, factory adjustable front and rear target style sights, excellent oversize checkered Walnut target one piece grips, dark case color on hammer and trigger, excellent function with tight lockup, a very nice pre-999 marked top break (C&R) ..... \$515

**7-C Harrington & Richardson .22 LR "Sportsman" Double / Single Action 9 Shot Top Break Revolver 6"** ovoid barrel with mint bore, 98%+ original bright blue, elevation adjustable front and windage adjustable target style rear sights, 98% dark case colors on hammer and trigger, excellent checkered Walnut oversize one piece target grips, pre-999 marked and made in 1955, collector quality (C&R) ..... \$595

**8-C High Standard .22 LR "Model H-D Military" Target Auto Pistol 4 1/2"** heavy barrel with mint bore, 98%+ original bright blue, 1/8" blade front sight and fully adjustable square notch rear target sight, minty full checkered Walnut grips, mint full blue 10 shot original magazine, made in 1948 with excellent look and function, collector quality (C&R) ..... \$565

**9-C High Standard .22 LR "Model H-D Military" Target Auto Pistol 6 3/4"** heavy barrel with mint bore, 97% original bright blue, 1/8" blade front sight and fully adjustable square notch rear target sight, minty full checkered Walnut grips, mint two tone 10 shot original magazine, made in 1946 with excellent look and function, collector quality (C&R) ..... \$525

**10-C High Standard .22 LR "Model H-D Military" Target Auto Pistol 4 1/2"** barrel with excellent bright bore, 97% original bright blue with a little fading on sides of barrel and front strap, target style blade front and adjustable rear sights, minty full checkered Walnut grips, mint two tone factory magazine, excellent function, made in 1947 (C&R) ..... \$565

**11-C High Standard .22 LR "Model H-D Military" Auto Pistol 4 1/2"** barrel with bright excellent bore, 98% original blue with a little thinning toward muzzle and along back and front straps, fixed front sight, fully adjustable rear sight (windage adjustment is made by loosening screw at upper rear of slide), excellent full checkered Walnut grips, comes with one original two tone magazine showing only light wear, excellent function, manufactured 1947, collector quality (C&R) ..... \$555

**12-C High Standard .22 LR "Model 107 / Supermatic Citation" Target Auto Pistol 5 1/2"** heavy barrel with mint bore, 98%+ original blue, barrel is factory "notched" at muzzle for a compensator (none provided) and factory drilled, tapped and plugged for weights (none provided), excellent function, ramp blade front and fully adjustable "bridge" style target rear sights manufactured 1970, minty replacement "Herrett" style checkered Walnut thumbrest target grips with flared bottom, red floorplate on original High Standard marked magazine, a very nice Hamden CT made pistol that will probably still out shoot most target guns around today (C&R) ..... \$695

**13-C High Standard .22 LR "Sentinel Model" Double / Single Action Swing out Cylinder Revolver 4"** barrel with mint bore, 1/8" blade front and drift adjustable square notch rear sights, 9 shot cylinder with embedded heads, 98%+ original blue and case color, mint one piece checkered brown plastic grips, near new overall with High Standard "eagle" logo on frame, R-103 series, collector quality, manufactured 1955 (C&R) ..... \$395

**14-C Iver Johnson .22 LR "22 Supershot Sealed Eight" Top Break Target Revolver 6"** ovoid barrel with mint bore, 98% original bright blue, adjustable front sight for elevation and adjustable rear sight for windage, 98% case colors on hammer and trigger, minty checkered "high hold" Walnut one piece grips, front strap has factory adjustable finger position "hook", excellent function with tight lockup, excellent timing and I.J.'s famous "hammer the hammer" action, collector quality (C&R) ..... \$525

**15-C Iver Johnson .22 LR "Model 55A" Double/Single Action Solid Frame Revolver 6"** barrel with mint bore, fixed sights, 98%+ original blue with one tiny spot of flaked off blue just above the trigger on left side, 95% case color hardening on wide serrated hammer and serrated trigger, mint colorful checkered brown plastic one piece grips with "owl" logo on right side, "pull pin" cylinder with loading gate, looks and functions near new (C&R) ..... \$245

**16-C Iver Johnson .22 LR "Model 57 Target" Solid Frame Double / Single Action 8 Shot Revolver 6"** barrel with mint bore, 98% original blue and case color, adjustable front and rear target sights, "flash guard" cylinder, mint checkered thumbrest original (1) piece plastic grips, excellent function (C&R) ..... \$245

**17-C Iver Johnson / U.S. Revolver Co. .32 S&W Short "Bicycle" Revolver 2"** ribbed barrel with excellent bright bore, fixed sights, hammerless top break action with automatic ejection of 5 shot cylinder, 95% original nickel, blue and case color with just a couple small missing flakes of nickel scattered about, nice "U.S." logo checkered hard rubber grips with a small chipout on left panel at locating pin, a very attractive "bicycle revolver" that comes in it's original repaired box with half of original end label, works fine, looks super (C&R) ..... \$265

**18-C Iver Johnson .32 S&W "Safety Hammerless" Top Break Revolver 3"** solid rib barrel with fair bore, fixed sights, 90% original nickel finish with flaking at muzzle, frame and on flutes of cylinder, front strap shows significant loss and is now a smooth light brown, light case colors show on trigger, original black hard rubber "IJ owl" logo grips, left grip has a chip missing at butt and right grip has a replacement escutcheon grommet, still works well (C&R) ..... \$95

**19-C OMC .380 ACP "Backup Model" Stainless Pocket Auto Pistol 2 1/2"** barrel with mint bore, fixed sights, matte finish stainless with bright sides on slide, all surfaces are as new, grip safety, loaded chamber indicator, smooth Cocobolo wood grips, finger rest magazine, excellent function ..... \$265

**20-C Remington Model 1875 by Uberti .357 Magnum "Lawman" Single Action Revolver 7 1/2"** barrel with excellent bore, 97% original blue, slightly faded case color and tarnished brass frame, fixed sights, minty smooth Walnut (2) piece grips, looks and feels like an 1875 Remington, excellent quality and function, sharp looking ..... \$595

**21-C Ruger .22 LR "Old Model Letter Series Bearcat" Single Action Revolver 4"** barrel with mint bore, 99% original blue and brass anodized triggerguard, mint epoxy resin smooth Rosewood grips, first year manufacture (1958) and "E" prefix serial number, collector quality in near new condition Ruger catalog BC-4, with factory letter ..... \$875

**22-C Ruger .22 LR "Old Model Letter Series Bearcat" Single Action Revolver 4"** barrel with mint bore, 99% original blue and brass anodized triggerguard, mint epoxy resin smooth Rosewood grips, first year manufacture (1958) and "F" prefix serial number, collector quality in near new condition Ruger catalog BC-4, with factory letter ..... \$875

**23-C Ruger .22 LR "New Bearcat" Lipsey's Distributor Exclusive Single Action Revolver 4.2"** barrel with mint bore, 99 1/2% original blue, ramp 1/8" blade front and fully adjustable target style rear sights, mint (2) piece laminate Rosewood grips with silver Ruger eagle on black background, model number "0916" shipped in 2016 and is as new in original gray plastic case with correct matching end label and owner's manual a distributor exclusive in a nice configuration, comes with factory letter ..... \$875

**24-C Ruger .22 LR / .22 Magnum "New Model Stainless Super Single Six" Convertible Single Action Revolver 6 1/2"** barrel with mint bore, all stainless construction with surfaces as new, ramp blade front and fully adjustable target style rear sights, mint laminate Rosewood (2) piece grips with silver Ruger eagle medallions on black background, excellent function, made in 1988 and comes in a yellow and black box with end label, box contains only the spare cylinder in red felt bag, no lock or paper ..... \$635

**25-C Ruger .22 LR "Single Six" Old Style 3 Screw Single Action Revolver 6 1/2"** barrel with bright excellent bore, ramp blade front sight and fully adjustable target style rear sights, 97% original blue with some thinning mostly at muzzle, light cylinder "drag line" and light peppery pin prick pitting, smooth 2 piece Walnut grips with "black eagle" silver medallions, excellent function, not converted to transfer bar safety, manufactured 1968 (C&R) ..... \$575

**26-C Ruger .22 LR / .22 Magnum "Old Model Single Six Convertible" Single Action Revolver 6 1/2"** barrel with mint bore, fixed sights, 97% original blue with some silvering of sharp edges, (3) screw un-modified frame, excellent smooth dark Walnut (2) piece grips with Ruger "black eagle" medallions, spare cylinder is factory scratch numbered to revolver and comes in its original red flat draw string bog, excellent function, made in 1965 (C&R) ..... \$495

**27-C Ruger .22 LR "Single Six" Old Style 3 Screw Flat Gate Revolver 5 1/2"** barrel with excellent bright bore, 97% original blue with slight "drag line" around cylinder, fixed sights, early style "flat gate" loading port, minty smooth Walnut 2 piece grips with Ruger "black eagle" medallions, excellent function, made in 1956 and not converted to transfer bar operation, near new overall (C&R) ..... \$525

**28-C Ruger .357 Magnum "Model GP100 Match Champion" Target Double / Single Action Stainless Revolver 4 1/4"** heavy slab sided barrel with mint bore and target crowned muzzle, all matte stainless surfaces are like new, Hi Viz "Litewave" fiber optic front sight on heavy top rib and white outline fully adjustable target style rear sights, factory "Hogue monogrip" wrap around, pebble grain Ruger logo grips are in mint condition, as new in original Ruger lockable case with Ruger cable lock and manual, , shipped in 2023, super look and function that will probably scare a lot of your target autoloader shooting friends at the range ..... \$895

**29-C Sauer & Sohn .32 ACP "Model 38-H" Nazi Police Marked Auto Pistol 3 1/4"** barrel with excellent bore, fixed sights, 95% original blue showing some light scuffing and very fine peppering over late war hasty machining, "Nazi eagle N" and Nazi "Police eagle C" clearly marked on frame, slide has only "Cal. 7.65" marking on left side, minty checkered black plastic "S&S" marked logo grips, very good blued "S&S" logo magazine, excellent function even with late war construction (C&R) ..... \$975

**30-C Schofield Model / Navy Arms Co. 44/40 "1875 U.S. Cavalry" Top Break Revolver 7"** ribbed barrel with mint bore, fixed sights, 99% original blue and bright case colors, mint cartouched smooth Walnut grips, comes with original green box with paperwork inside, manufactured by "Uberti" for "Navy Arms" as the "Schofield series", manufactured 1994-2003, a very accurate and sharp looking copy ..... \$785

CONTINUED →

\*\*\*\*\*



# PACK AND POSTAL CENTER

210 Mill Street, Lancaster, MA 01523-2046  
Tel. (978) 368-0910 — Fax (978) 368-3326



3-Day Inspection Satisfaction Guaranteed.

Current GUN LIST now available online

[www.PackAndPostalCenter.com](http://www.PackAndPostalCenter.com)

\$35.00 shipping for long guns (FedEx ground insured, adult signature required) and handguns (United States Postal Service, Priority, insured, adult signature)

3% restock fee for items paid with charge card. All firearms sold as "used" collector items only. We do not test fire or guarantee suitability for live firing.

\*\*\*\*\*

## PISTOLS AND REVOLVERS

**1-C Colt .38 Special "Officers Model Heavy Barrel" Double/Single Action Target Revolver 6"** heavy barrel with mint bore, 95% original blue with a little spotty pitting on sideplate and frame, adjustable front and rear sights as on a 3<sup>rd</sup> model Officers, grips are not original to gun but are very nice original Colt escutcheon "C" checkered hard rubber type that were fitted perfectly to gun, made in 1940 and falls in Official Police serial range, excellent smooth function both single and double action, better than most revolvers made today (C&R) ..... \$595

**2-C Colt .22 LR "Challenger Sport Model" Auto Pistol 4 1/2"** barrel with mint bore, blade front and drift adjustable square notch rear sights, 99% original blue, minty original checkered brown plastic grips with Colt logo impressed on right grip panel, "Colt" marked 10 shot magazine with cut to accommodate 2<sup>nd</sup> series Woodsman pistols, bottom release magazine, most of the desirable features from the "Woodsman" series were eliminated to come up with a lower entry level price, all original and near new overall, collector quality (C&R) ..... \$795

**3-C Colt .22 LR "Woodsman Sport Model" Second Issue Auto Pistol 4 1/2"** barrel with mint bore, 98% original bright blue, ramp blade pinned front and fully adjustable target style rear sights, 2nd model push button style magazine release with original correct magazine, correct minty checkered brown plastic thumbrest grips with Colt logo impressed on right panel, all original, made in 1951, collector quality (C&R) ..... \$895

**4-C Colt .22 LR "Officers Model Target" 3rd Issue Double / Single Action Target Revolver 6"** barrel with mint bore, factory adjustable front and rear target sights, 97% original blue with a fine spray of light pitting mostly on barrel, excellent checkered Walnut service style grips with silver Colt medallions, excellent smooth function and nice looker, made in 1931 (2<sup>nd</sup> year for the .22 LR) (C&R) ..... \$785

**5-C Colt .22 LR "The Woodsman Model" First Series Target Auto Pistol 6 5/8"** barrel with bright excellent bore, 98% original blue thinning along front and back straps, metal shows slight sharp edge silvering, factory original adjustable front and rear sights, checkered Walnut grips, comes with one 10 round original two tone magazine, excellent function, and sharp looking manufactured 1927 and just about collector quality (C&R) ..... \$895

**6-C Harrington & Richardson .22 LR "Sportsman" Double / Single Action 9 Shot Top Break Revolver 6"** ovoid barrel with mint bore, 97% original bright blue with grease pencil whited in lettering, right side of barrel has a few light spots of pitting around caliber marking, factory adjustable front and rear target style sights, excellent oversize checkered Walnut target one piece grips, dark case color on hammer and trigger, excellent function with tight lockup, a very nice pre-999 marked top break (C&R) ..... \$515

**7-C Harrington & Richardson .22 LR "Sportsman" Double / Single Action 9 Shot Top Break Revolver 6"** ovoid barrel with mint bore, 98%+ original bright blue, elevation adjustable front and windage adjustable target style rear sights, 98% dark case colors on hammer and trigger, excellent checkered Walnut oversize one piece target grips, pre-999 marked and made in 1955, collector quality (C&R) ..... \$595

**8-C High Standard .22 LR "Model H-D Military" Target Auto Pistol 4 1/2"** heavy barrel with mint bore, 98%+ original bright blue, 1/8" blade front sight and fully adjustable square notch rear target sight, minty full checkered Walnut grips, mint full blue 10 shot original magazine, made in 1948 with excellent look and function, collector quality (C&R) ..... \$565

**9-C High Standard .22 LR "Model H-D Military" Target Auto Pistol 6 3/4"** heavy barrel with mint bore, 97% original bright blue, 1/8" blade front sight and fully adjustable square notch rear target sight, minty full checkered Walnut grips, mint two tone 10 shot original magazine, made in 1946 with excellent look and function, collector quality (C&R) ..... \$525

**10-C High Standard .22 LR "Model H-D Military" Target Auto Pistol 4 1/2"** barrel with excellent bright bore, 97% original bright blue with a little fading on sides of barrel and front strap, target style blade front and adjustable rear sights, minty full checkered Walnut grips, mint two tone factory magazine, excellent function, made in 1947 (C&R) ..... \$565

**11-C High Standard .22 LR "Model H-D Military" Auto Pistol 4 1/2"** barrel with bright excellent bore, 98% original blue with a little thinning toward muzzle and along back and front straps, fixed front sight, fully adjustable rear sight (windage adjustment is made by loosening screw at upper rear of slide), excellent full checkered Walnut grips, comes with one original two tone magazine showing only light wear, excellent function, manufactured 1947, collector quality (C&R) ..... \$555

**12-C High Standard .22 LR "Model 107 / Supermatic Citation" Target Auto Pistol 5 1/2"** heavy barrel with mint bore, 98%+ original blue, barrel is factory "notched" at muzzle for a compensator (none provided) and factory drilled, tapped and plugged for weights (none provided), excellent function, ramp blade front and fully adjustable "bridge" style target rear sights manufactured 1970, minty replacement "Herrett" style checkered Walnut thumbrest target grips with flared bottom, red floorplate on original High Standard marked magazine, a very nice Hamden CT made pistol that will probably still out shoot most target guns around today (C&R) ..... \$695

**13-C High Standard .22 LR "Sentinel Model" Double / Single Action Swing out Cylinder Revolver 4"** barrel with mint bore, 1/8" blade front and drift adjustable square notch rear sights, 9 shot cylinder with embedded heads, 98%+ original blue and case color, mint one piece checkered brown plastic grips, near new overall with High Standard "eagle" logo on frame, R-103 series, collector quality, manufactured 1955 (C&R) ..... \$395

**14-C Iver Johnson .22 LR "22 Supershot Sealed Eight" Top Break Target Revolver 6"** ovoid barrel with mint bore, 98% original bright blue, adjustable front sight for elevation and adjustable rear sight for windage, 98% case colors on hammer and trigger, minty checkered "high hold" Walnut one piece grips, front strap has factory adjustable finger position "hook", excellent function with tight lockup, excellent timing and I.J.'s famous "hammer the hammer" action, collector quality (C&R) ..... \$525

**15-C Iver Johnson .22 LR "Model 55A" Double/Single Action Solid Frame Revolver 6"** barrel with mint bore, fixed sights, 98%+ original blue with one tiny spot of flaked off blue just above the trigger on left side, 95% case color hardening on wide serrated hammer and serrated trigger, mint colorful checkered brown plastic one piece grips with "owl" logo on right side, "pull pin" cylinder with loading gate, looks and functions near new (C&R) ..... \$245

**16-C Iver Johnson .22 LR "Model 57 Target" Solid Frame Double / Single Action 8 Shot Revolver 6"** barrel with mint bore, 98% original blue and case color, adjustable front and rear target sights, "flash guard" cylinder, mint checkered thumbrest original (1) piece plastic grips, excellent function (C&R) ..... \$245

**17-C Iver Johnson / U.S. Revolver Co. .32 S&W Short "Bicycle" Revolver 2"** ribbed barrel with excellent bright bore, fixed sights, hammerless top break action with automatic ejection of 5 shot cylinder, 95% original nickel, blue and case color with just a couple small missing flakes of nickel scattered about, nice "U.S." logo checkered hard rubber grips with a small chipout on left panel at locating pin, a very attractive "bicycle revolver" that comes in it's original repaired box with half of original end label, works fine, looks super (C&R) ..... \$265

**18-C Iver Johnson .32 S&W "Safety Hammerless" Top Break Revolver 3"** solid rib barrel with fair bore, fixed sights, 90% original nickel finish with flaking at muzzle, frame and on flutes of cylinder, front strap shows significant loss and is now a smooth light brown, light case colors show on trigger, original black hard rubber "IJ owl" logo grips, left grip has a chip missing at butt and right grip has a replacement escutcheon grommet, still works well (C&R) ..... \$95

**19-C OMC .380 ACP "Backup Model" Stainless Pocket Auto Pistol 2 1/2"** barrel with mint bore, fixed sights, matte finish stainless with bright sides on slide, all surfaces are as new, grip safety, loaded chamber indicator, smooth Cocobolo wood grips, finger rest magazine, excellent function ..... \$265

**20-C Remington Model 1875 by Uberti .357 Magnum "Lawman" Single Action Revolver 7 1/2"** barrel with excellent bore, 97% original blue, slightly faded case color and tarnished brass frame, fixed sights, minty smooth Walnut (2) piece grips, looks and feels like an 1875 Remington, excellent quality and function, sharp looking ..... \$595

**21-C Ruger .22 LR "Old Model Letter Series Bearcat" Single Action Revolver 4"** barrel with mint bore, 99% original blue and brass anodized triggerguard, mint epoxy resin smooth Rosewood grips, first year manufacture (1958) and "E" prefix serial number, collector quality in near new condition Ruger catalog BC-4, with factory letter ..... \$875

**22-C Ruger .22 LR "Old Model Letter Series Bearcat" Single Action Revolver 4"** barrel with mint bore, 99% original blue and brass anodized triggerguard, mint epoxy resin smooth Rosewood grips, first year manufacture (1958) and "F" prefix serial number, collector quality in near new condition Ruger catalog BC-4, with factory letter ..... \$875

**23-C Ruger .22 LR "New Bearcat" Lipsey's Distributor Exclusive Single Action Revolver 4.2"** barrel with mint bore, 99 1/2% original blue, ramp 1/8" blade front and fully adjustable target style rear sights, mint (2) piece laminate Rosewood grips with silver Ruger eagle on black background, model number "0916" shipped in 2016 and is as new in original gray plastic case with correct matching end label and owner's manual a distributor exclusive in a nice configuration, comes with factory letter ..... \$875

**24-C Ruger .22 LR / .22 Magnum "New Model Stainless Super Single Six" Convertible Single Action Revolver 6 1/2"** barrel with mint bore, all stainless construction with surfaces as new, ramp blade front and fully adjustable target style rear sights, mint laminate Rosewood (2) piece grips with silver Ruger eagle medallions on black background, excellent function, made in 1988 and comes in a yellow and black box with end label, box contains only the spare cylinder in red felt bag, no lock or paper ..... \$635

**25-C Ruger .22 LR "Single Six" Old Style 3 Screw Single Action Revolver 6 1/2"** barrel with bright excellent bore, ramp blade front sight and fully adjustable target style rear sights, 97% original blue with some thinning mostly at muzzle, light cylinder "drag line" and light peppery pin prick pitting, smooth 2 piece Walnut grips with "black eagle" silver medallions, excellent function, not converted to transfer bar safety, manufactured 1968 (C&R) ..... \$575

**26-C Ruger .22 LR / .22 Magnum "Old Model Single Six Convertible" Single Action Revolver 6 1/2"** barrel with mint bore, fixed sights, 97% original blue with some silvering of sharp edges, (3) screw un-modified frame, excellent smooth dark Walnut (2) piece grips with Ruger "black eagle" medallions, spare cylinder is factory scratch numbered to revolver and comes in its original red flat draw string bog, excellent function, made in 1965 (C&R) ..... \$495

**27-C Ruger .22 LR "Single Six" Old Style 3 Screw Flat Gate Revolver 5 1/2"** barrel with excellent bright bore, 97% original blue with slight "drag line" around cylinder, fixed sights, early style "flat gate" loading port, minty smooth Walnut 2 piece grips with Ruger "black eagle" medallions, excellent function, made in 1956 and not converted to transfer bar operation, near new overall (C&R) ..... \$525

**28-C Ruger .357 Magnum "Model GP100 Match Champion" Target Double / Single Action Stainless Revolver 4 1/4"** heavy slab sided barrel with mint bore and target crowned muzzle, all matte stainless surfaces are like new, Hi Viz "Litewave" fiber optic front sight on heavy top rib and white outline fully adjustable target style rear sights, factory "Hogue monogrip" wrap around, pebble grain Ruger logo grips are in mint condition, as new in original Ruger lockable case with Ruger cable lock and manual, , shipped in 2023, super look and function that will probably scare a lot of your target autoloader shooting friends at the range ..... \$895

**29-C Sauer & Sohn .32 ACP "Model 38-H" Nazi Police Marked Auto Pistol 3 1/4"** barrel with excellent bore, fixed sights, 95% original blue showing some light scuffing and very fine peppering over late war hasty machining, "Nazi eagle N" and Nazi "Police eagle C" clearly marked on frame, slide has only "Cal. 7.65" marking on left side, minty checkered black plastic "S&S" marked logo grips, very good blued "S&S" logo magazine, excellent function even with late war construction (C&R) ..... \$975

**30-C Schofield Model / Navy Arms Co. 44/40 "1875 U.S. Cavalry" Top Break Revolver 7"** ribbed barrel with mint bore, fixed sights, 99% original blue and bright case colors, mint cartouched smooth Walnut grips, comes with original green box with paperwork inside, manufactured by "Uberti" for "Navy Arms" as the "Schofield series", manufactured 1994-2003, a very accurate and sharp looking copy ..... \$785

CONTINUED →

# PACK AND POSTAL CENTER Tel. (978) 368-0910

\*\*\*\*\*

**61-C Universal .30 Carbine "Model M-1 Carbine" Clip Feed Auto Rifle** 18" barrel with mint bore, 98% original blue, original front and rear open sights, plus a 4x32mm no name scope (looks like a Weaver) with nice optics and standard cross hair reticule in side mount 1" rings (looks like a factory installation), ventilated blued steel upper, and hardwood pistol grip lower with side cutout for sling (not included) and swivel on front barrel band clamp, excellent function and a good representative clone, includes one 5 shot magazine ..... \$695

**62-C Winchester .308 Winchester "Model 100" Clip Load Auto Rifle** 22" barrel with mint bore, 98% original blue, ramp bead front (missing hood) and folding open rear sights plus a Tasco "Prong Horn" 3-9x32mm scope with excellent optics and mounted using factory holes, excellent Walnut pistol grip stock with "basket weave" checkering, grip cap, logo plastic buttplate and factory swivels, (1) original clip, made in 1972 (C&R) ..... \$795

**63-C Winchester 30/30 "Model 94" Post '64 Lever Carbine** 20" round barrel with bright excellent bore, 98% original blue showing light scattered pin prick pitting, smooth Walnut straight grip stock and forend, wood shows some dings and dents, black plastic Winchester logo buttplate, hooded ramp bead front sight and standard adjustable sporting open rear sight, excellent function, manufactured 1972 (C&R) ..... \$585

## RIMFIRE RIFLES

**64-C Browning (Belgian) .22 LR "Grade I" Butt Tube Feed Autoloader Rifle** 19 1/4" barrel with mint bore, "wheel" style sporting open rear and dovetail bead front sights plus grooved receiver, 98% original bright blue with one tiny spot of pitting on upper left side of engraved receiver, near excellent French Walnut pistol grip stock with cut checkering, serrated blued steel buttplate and circular disc serial number plate surrounding magazine tube, forend is matching but shows a little finish loss, 1956 manufactured and excellent function ..... \$875

**65-C Browning (Belgian) .22 LR "T-Bolt / T-2" Straight Pull Clip Feed Bolt Rifle** 24" barrel with mint bore, 99% original bright blue, ramp blade front and grooved receiver mounting a factory fully adjustable "peep" sight, mint dark figured Walnut pistol grip stock with cut checkering and logo black plastic buttplate, near new overall, collector quality, made in 1966 (C&R) ..... \$875

**66-C Hamilton .22 Rimfire "Model 27" Early Style Tipping Breech Boys Parts Rifle** 15" barrel with good bore, 98% of a very nice refinish blue, missing its breech cocking bolt, rear sight and associated parts, nice replacement forend, looks very nice just needs a few parts to complete (C&R) ..... \$125

**67-C Hamilton .22 Rimfire "Model 27" Early Style Tipping Breech Boys Parts Rifle** 15" barrel with good bore, 98% of a very nice refinish blue, missing its breech cocking bolt, rear sight, and associated parts, no forend wood, nice looking buttstock, looks very nice just needs a few parts to complete (C&R) ..... \$125

**68-C Hamilton .22 Rimfire "Model 27" Early Style Tipping Breech Boys Parts Rifle** 15" barrel with fairly good bore, 98% of a very nice refinish blue, missing its breech cocking bolt and associated parts, looks very nice just needs a few parts to complete (C&R) ..... \$125

**69-C Hamilton .22 S & L "Model No. 47" Single Shot Bolt Action Boys Rifle** 16" barrel with excellent bright bore, 96%+ original blue with a light spray of peppery pitting, factory simple open sights, cocking knob on bolt, good Walnut pistol grip stock with usual dings and dents and some filler repair around takedown bolt, looks good and functions fine (C&R) ..... \$295

**70-C Harrington & Richardson .22 Winchester Magnum "Model 700" Clip Feed Auto Loader Rifle** 22" barrel with mint bore, 99 1/2% original blue, ramp blade front and folding open adjustable rear sights plus Swift brand "Mark 1" 4x32mm scope on Weaver style rail mounted using factory holes, excellent dark Walnut pistol grip stock with Monte Carlo, serrated H&R logo plastic buttplate and a few minor storages dents at toe area (no chip outs or buttplate damage), excellent function ..... \$595

**71-C J.C. Higgins .22 S, L, & LR with "LR" for use as Autoloader Marked on barrel "Model 101.16" (Savage Model 87) Tube Feed Auto Rifle** 24" barrel with excellent bright bore, 97% original blue, dovetail bead front and "king" sporting open rear sights plus grooved receiver, Walnut pistol grip stock with repaired crack along forend to trigger, some small holes where sling swivels were installed and serrated black plastic buttplate, bolt cocking knob can be locked in position for shooting shorts and longs, excellent function ..... \$165

**72-C Marlin .22 S, L, & LR "Model Golden 39-A" Takedown Lever Rifle** 24" barrel with bright excellent bore, ramp bead front sight missing its hood, sporting open rear sight with elevator, receiver mounted scope rail with Sears (Weaver) 4x20mm scope in Weaver 3/4" rings, scope has plain crosshairs nice clear optics, 97%+ original blue showing light pin prick pitting on barrel and magazine tube, receiver shows light scratches and light pin prick pitting, oil finished pistol grip stock and forend, black plastic pistol grip cap and buttplate, gold color trigger, sling swivels, excellent function, manufactured 1960 (C&R) ..... \$695

**73-C Marlin .22 S, L, & LR "Model Golden 39-A" Takedown Lever Rifle** 24" round, "Micro Groove" barrel with excellent bright bore, ramp front blade sight, open rear dovetail slot, scope base added to top of receiver using factory holes and now mounts a "Crossfire / Vortex" 2-7x32mm scope, with "dead-hold BDC" reticle crisp clear multi-coated lenses, 98% original blue finish, shows some small spots of pin prick pitting on magazine tube, trigger shows original gold color, "JM" trademarked hammer extender added, fluted smooth oil finished Walnut pistol grip stock and forend, and Marlin logo buttplate, factory sling swivels, missing the "bull's-eye" circular logo in toe line, excellent function, manufactured 1958-1959 (C&R) ..... \$795

**74-C Marlin .22 S, L, & LR "Model 80" Clip Feed Bolt Rifle** 24" barrel with bright excellent bore, open sporting sights, receiver shows 90% original blue with barrel showing mostly thinning blue going brown, receiver has been drilled, tapped and plugged for scope base, smooth Walnut pistol grip stock with plastic triggerguard and checkered Marlin logo buttplate, stock has a nice oil finish with small cluster of dents on right side of buttstock, comes with one 5 round magazine, manufactured 1934-1939 (C&R) ..... \$115

**75-C Marlin .22 S, L, & LR "Model 81" Tube Feed Bolt Rifle** 24" barrel with excellent bright bore, 95% original faded thinning blue, factory open sights and grooved receiver, excellent hardwood pistol grip stock with Walnut stain and serrated black plastic buttplate, excellent function (C&R) ..... \$175

**76-C Mossberg .22 LR "Model 44 U.S." Clip Feed Bolt Rifle** 26" barrel with mint bore, 98% original mix of Parkerizing and blue, "U.S. Property" marked barrel and receiver, dovetail bead front and Mossberg "S-100" swing away fully adjustable target rear sights, very good+ Walnut pistol grip stock with serrated blued steel buttplate and factory swivels, both of the safety indicator "jewels" are missing, excellent function, made for U.S. Army around 1944 for training purposes (C&R) ..... \$375

**77-C Mossberg .22 LR "Model 44 U.S." Clip Feed Bolt Rifle** 26" barrel with mint bore, 98% original mix of Parkerizing and blue, "U.S. Property" marked barrel and receiver, dovetail bead front and Mossberg "S-100" swing away fully adjustable target rear sights, very good+ Walnut pistol grip stock with serrated blued steel buttplate and factory swivels, receiver is factory drilled, tapped and plugged for side mount scope base, one of the safety indicator "jewels" is missing, excellent function, made for U.S. Army. around 1944 for training purposes (C&R) ..... \$375

**78-C Mossberg .22 LR "Model 44 U.S. (B)" Clip Feed Target Bolt Rifle** 26" heavy barrel with mint bore, 98% original bright blue, hooded ramp multi aperture front, Mossberg "S-100" swing away peep sight and Mossberg "M4 (B)" 3/4" scope in a Mossberg "No. 5" side mount, sights and side mount all use factory holes for mounting, excellent "Marksman" style pistol grip stock with un-warped finger grooved grip insert, desirable Mossberg "Q.D." swivels and serrated blued steel buttplate, all Mossberg original with most all options they offered for this mode, excellent function and only defect is in the wood which shows storage nicks and scratches otherwise collector quality, good optics with fine crosshairs ..... \$395

**79-C Page Lewis Arms Co. .22 LR "Model B Sharpshooter" Single Shot Dropping Block Boys Rifle** 22" barrel with good strong but pitted bore, dovetail blade front sight and "wheel" adjustable sporting open rear sight, 95%+ original blue with a few spots of light pitting, very good+ Walnut straight grip stock with matching small forend, smooth blued steel buttplate, excellent function, rarely found in this good condition (C&R) ..... \$395

**80-C Remington .22 LR "Model 513-T / MatchMaster" Clip Feed Bolt Target Rifle** 27" barrel with mint bore, 98% original matte blue, factory "Globe" front and Redfield fully adjustable large iris "peep" rear, plus scope blocks by Weaver on receiver and barrel, excellent Walnut pistol grip "Marksman" style stock with accessory rail and checkered logo buttplate (C&R) ..... \$475

**81-C Remington .22 LR "Model 513-T MatchMaster" Clip Feed Bolt Target Rifle** "U.S. Property" marked on barrel and receiver, 27" barrel with mint bore, 98% original matte blue finish, a late style 513-T government issue probably a post Korean war vintage as this model features lower end ramp blade front and "Williams" fully adjustable target style, large iris "peep" sights, excellent dark Walnut "Marksman" style pistol grip stock with full length aluminum accessory rail, checkered steel buttplate and government cartouches, "RRA" and "RIA / EB" in a box and a boxed "P" firing proof at pistol grip, excellent function with 5 shot logo clip (C&R) ..... \$725

**82-C Remington .22 S, L, & LR "Model 550-1" Grooved Receiver Tube Feed Auto Rifle** 24" barrel with excellent bore, 98% original blue just starting to take on a brown tinge, original dovetail front blade sight and open sporting rear sight plus factory grooved receiver mounting a period Weaver "B-4" 3/4" tube scope with good optics, very good+ smooth Walnut pistol grip stock with some light dings and handling marks, manufactured 1954, one of the few autoloaders that will reliably feed all 3 types of .22 ammo, excellent function and very nice looking, some people will tell you that this model never had a grooved receiver but I have had more than one with this feature (C&R) ..... \$365

**83-C Savage / Anschutz .22 LR "Model Mark 10-A" Single Shot Target Bolt Rifle** 26" heavy barrel with excellent bright bore, 50% original blue with rear of barrel and sides of receiver showing loss with light pitting, no open sights but has a Weaver C-4 scope mounted using factory grooved receiver, excellent light colored hardwood pistol grip stock with cheekpiece, front accessory rail and serrated black plastic buttplate, not the best looker but works well with nice trigger ..... \$285

**84-C Savage / Anschutz .22 LR "Mark 12 Model" Single Shot Target Bolt Rifle** 26" heavy barrel with mint bore, 98% original blue, "Globe" replaceable insert front and fully adjustable target style rear aperture sights, rear sight is attached using the grooved receiver, very good marksman style hardwood pistol grip stock with cheekpiece, serrated black plastic buttplate, forend adjustable hand stop and factory swivels, excellent function with only minor loss of finish on stock ..... \$495

**85-C Savage / Anschutz .22 LR "Mark 12 Model" Single Shot Target Bolt Rifle** 26" heavy barrel with mint bore, 98% original blue, "Globe" replaceable insert front and fully adjustable target style rear aperture sights, rear sight is attached using the grooved receiver, very good marksman style hardwood pistol grip stock with cheekpiece, serrated black plastic buttplate, forend adjustable hand stop and factory swivels, excellent function with only minor loss of finish on stock ..... \$495

**86-C Stevens .22 LR "Model No. 14 1/2 Little Scout" Single Shot Boys Rifle** 20" barrel with good strong but pitted bore, 95% faded original blue and dark case color on receiver, factory open simple sights, very good buttstock and forend showing finish loss and a short crack at lower tang, original blued steel buttplate, triggerguard is a gunsmith made replacement, excellent function (C&R) ..... \$215

**87-C Stevens .25 Stevens Cal. "Favorite" Dropping Block Single Shot Rifle** 22" part round/part octagon barrel with poor heavily pitted bore with an obstruction about 10" down from muzzle, barrel exterior is heavily pitted, no open sights, receiver modified with "sight groove" cut in top strap, all interior parts are present and mechanism functions, decent wood with "Stevens Favorite" logo on hard rubber buttplate with some short cracks and chipping, PARTS ONLY not working due to barrel obstruction (C&R) ..... \$90

**88-C Stevens .22 LR / .410 Gauge "Model 22-410 Model" Over/Under Combo Rifle** 24" barrels with excellent bright bores, marked ".22 Long Rifle" and ".410/3"chamber", early style with button switch to select over or under barrel, 95% original blue with a little peppery pitting mostly near muzzle, 98% original dark case colors on receiver, excellent brown "Tenite" structural plastic stock with impress checkering, factory sporting open sights, .22 barrel is not grooved for scope mounting, excellent function, made around 1938-1950 and shows little actual use just poor storage, an uncommon pre-Savage model 24 made with all early features (C&R) ..... \$895

**89-C Stevens .22 LR / .410 Gauge "Model 22-410 Model" Over/Under Combo Rifle** 24" barrels with excellent bright bores, marked ".22 Long Rifle" and ".410/3"chamber", no side selector button, converted from selector button to hammer activated barrel selection to select over or under, 98% original blue with a little peppery pitting mostly near muzzle, 98% original dark case colors on receiver, excellent brown "Tenite" structural plastic stock with impress checkering, factory sporting open sights, .22 barrel not grooved, excellent function, made around 1938-1950 and shows little actual use just poor storage, pre Savage model 24 (C&R) ..... \$795

**90-C Stevens .22 LR / .410 Gauge "Model 22-410" Pre War Over/Under Combo Rifle** 24" barrels with excellent bright bores, barrels are marked with Stevens address and "Model 22-410" plus ".22 Long Rifle" and ".410 / 3" chamber", 98% original blue and 96% original case color on receiver, ramp blade front and tiny sporting open elevation adjustable rear sights, (no groove on .22 barrel), receiver marked "patent Pending" indicating very early manufacture, excellent "Tenite" structural plastic stock with impress checkering, black plastic grip cap and serrated black plastic buttplate, side mounted selector button to choose upper or lower barrel, rebounding hammer Tenite could stand a little buffing to bring back its shine but no cracks or heavy scratches as it sits (both buttstock and forend), excellent function, collector quality, manufacture 1938-1941 (C&R) ..... \$1595

**91-C Wards / Westernfield (Mossberg made) .22 S, L, & LR "Model 40D / 44" Clip Feed Bolt Rifle** 24" barrel with bright excellent bore, 90%+ original blue with areas of thinning to gray and showing scattered peppery pin prick pitting, hooded ramp front sight with Mossberg No. 2A adjustable rear sight, receiver drilled and tapped for scope base, no plugs are present, nickel plated bolt handle, plastic finger groove triggerguard that is "bowed" away from the stock, smooth Walnut pistol grip stock showing dings and dents, serrated black buttplate, comes with one magazine, excellent function (C&R) ..... \$165

CONTINUED →

# PACK AND POSTAL CENTER Tel. (978) 368-0910

\*\*\*\*\*

- 92-C Winchester .22 LR "Model 74" Butt Tube Auto Rifle** 22" barrel with mint bore, 98% original bright blue, factory sporting open sights, near excellent dark Walnut pistol grip stock showing a little finish loss, checkered blued steel buttplate, excellent function, made in 1954 (C&R) .....\$385
- 93-C Winchester .22 Short "Model 74" Butt Tube Feed Auto Rifle** 24" barrel with excellent bore, 99% refinish blue, factory sporting open sights, excellent lightly figured dark Walnut pistol grip stock with checkered blued steel buttplate, excellent function, pre-war manufactured 1939 (C&R) .....\$325
- 94-C Winchester .22 LR "Model 77" Clip Feed Auto Rifle** 22" barrel with mint bore, original sights plus grooved receiver, possibly re-blue finish, barrel address looks clean and crisp but the Winchester proof mark on barrel and grooved receiver show wear and buffing, Walnut pistol grip stock with original buttplate, comes with one unmarked magazine, excellent function, stock shows dings and dents and staining on butt near buttplate, manufactured 1960, excellent function (C&R) .....\$185
- 95-C Winchester .22 S, L, & LR "Model 69A" Grooved Receiver Clip Feed Bolt Rifle** 25" barrel with mint bore, factory open sights and grooved receiver, 98% original bright blue, excellent Walnut pistol grip stock with swivel "eyes" and logo plastic buttplate, nice quality replacement 5 shot magazine, excellent function (C&R) .....\$395
- 96-C Winchester .22 S, L, & LR "Model 69A" Grooved Receiver Clip Feed "Factory Target" Bolt Rifle** 25" barrel with excellent bore, 99% original blue with light muzzle wear, bolt, triggerguard and trigger show 99% original nickel finish indicating a late production gun (probably around 1959-1964), factory installed original Winchester aperture rear sight and hooded ramp bead front sight, grooved receiver with correct scope rings and attached Weaver "Monoscope" model K-6 2.5x32mm scope with plain crosshair reticle and crisp clear optics, excellent smooth Walnut pistol grip stock, original buttplate and 5 round magazine, late production guns had grooved receivers and nickel plated hardware, super looker, excellent function and collector quality (C&R) .....\$495
- 97-C Winchester .22 S, L, & LR "Model 320" Clip Feed Bolt Rifle** 22" barrel with mint bore, 99% original bright blue, factory ramp bead front and sporting open rear sights plus grooved receiver, mint lightly figured Walnut pistol grip stock with impress checkering, Monte Carlo, factory sling swivels and logo black plastic buttplate, receiver is also factory drilled, tapped and plugged for "peep" sights, collector quality, made around 1973 and rarely seen for sale (C&R) .....\$625
- 98-C Winchester .22 S, L, & LR "Model 72A" Tube Feed Bolt Rifle** 25" barrel with mint bore, 99% original bright blue, standard factory bead front and sporting open rear sights, swept back bolt handle, minty figured dark Walnut pistol grip stock with mint Winchester logo checkered hard rubber buttplate, excellent function looks near new, collector quality (C&R) .....\$425
- 99-C Winchester .22 S, L, & LR "Model 61" Grooved Receiver Pump Rifle** 24" barrel with mint bore, 98% original bright blue with a few light scratches on left side of receiver, factory sporting open sights plus grooved receiver, excellent dark lightly figured Walnut pistol grip stock with checkered blued steel buttplate and matching flat bottom serrated groove pump handle, excellent function showing only mild use dings and scratches mostly on buttstock, made in 1958 (C&R) .....\$995
- 100-C Winchester .22 S & L "Model 1904" Single Shot Bolt Rifle** 21" barrel with good lightly pitted bore, original open sporting sights, metal surfaces show a nice even faded blue with a light brown tinge "S" shaped curved triggerguard, smooth Walnut straight grip perch belly stock and Schnabel forend, crescent buttplate also shows brown patina, excellent function, manufactured 1904-1927 (C&R) .....\$255
- 101-C Winchester .22 S, L, & LR "Model 67" Barreled Action for Single Shot Bolt Rifle** 27" barrel with very good bore, 90%+ original blue, no other parts only barreled receiver (C&R) .....\$55
- 102-C Winchester .22 S, L, & LR "Model 121" Single Shot Barreled Action for Bolt Rifle** 20 1/2" barrel with excellent bright bore, 98% original blue, grooved receiver, no sights or other parts, pre 1968 (C&R) .....\$75
- 103-C Winchester .22 S, L, & LR "Model 121" Single Shot Barreled Action for Bolt Rifle** 20 1/2" barrel with excellent bright bore, 98% original blue, grooved receiver, no sights or other parts, pre 1968 (C&R) .....\$75
- 104-C Winchester .22 S & L "Model 1902" Takedown Single Shot Bolt Rifle** 18" barrel with bright excellent bore, 98% original blue with light thinning and edge wear, fixed sights, one piece gum-wood straight grip stock with a 1 1/2" crack on left side forward of takedown screw, "S" shaped triggerguard, black Winchester hard rubber buttplate, excellent function, collector quality, manufactured 1902-1931 (C&R) .....\$295

## SHOTGUNS

- 105-C Browning (Belgian) 12 Gauge "Model A-5 Light Twelve" Autoloader Shotgun** 24" rifle sighted "slug" barrel with (Japanese made) with 2 3/4" chamber and fixed cylinder choke, ramp bead front and fully adjustable ramp rear sight, 95% blue on barrel with flaked off spots of gray in right side, receiver is from 1969, Belgian "light 12" with nice cut engraving with 96% original blue with some very light pin prick scattered pitting, excellent light French Walnut pistol grip stock with cut checkering fancy "FN" logo hard rubber buttplate and matching un-cracked forend, excellent function, just needs a 12 Belgian 12 gauge barrel to make a nice all purpose shotgun (C&R) .....\$795
- 106-C Iver Johnson 12 Gauge "Champion Model" Single Shot Semi-Hammerless Ring Trigger Shotgun** 30" plain barrel with excellent bore, 2 3/4" chamber and tight fixed full choke, 95% faded and dulling original blue, 40% well faded case color, good Walnut pistol grip stock with a long surface crack on left cheek, "IJ" logo hard rubber grip cap and "IJ signature" on checkered hard rubber buttplate factory tiny spur hammer and ring trigger opening, excellent function (C&R) .....\$485
- 107-C Iver Johnson 12 Gauge "Champion" Store Branded Single Shot Shotgun** 30" plain barrel with god bore, no chamber or choke markings, only "Champion" on barrel, no markings on sides of receiver, 90% original blue with moderate pitting and browning near muzzle, "IJ" logo grip cap on pistol grip dark Walnut stock with "IJ" signature style checked hard rubber buttplate but with no "Iver Johnson" signature, looks more like a Crescent Arms made gun but IJ and Crescent sold to the same outlets, 85% nickel on unmarked frame (C&R) .....\$135
- 108-C Iver Johnson 12 Gauge "Champion" Single Shot Parts Shotgun** 30" barrel with poor pitted bore, all metal is brown with moderate pitting, "lever pin" takedown, all parts are functioning, decent pistol grip stock with plain buttplate marked only Champion so probably a store brand (C&R) .....\$65
- 109-C Iver Johnson .410 Gauge "Champion" Single Shot Shotgun** 28" plain barrel with excellent bright bore, 3" chamber and fixed full choke, 80% original blue going brown and showing lots of light pitting, faded case colors on receiver show 40% color, very good+ Walnut pistol grip stock with IJ/owl head logo serrated black hard rubber buttplate, excellent function, just showing poor storage but still looks good (C&R) .....\$295
- 110-C Nitro Hunter (Crescent Arms Store Model) 12 Gauge Single Shot Shotgun** 32" plain barrel, very good bright bore, short chamber and fixed full choke, 90%+ faded original blue on barrel, 80% original nickel on receiver, "rams head" insignia on left side of receiver, good solid Walnut pistol grip stock with hard rubber grip cap and old "red head" vent rubber recoil pad (now hardened), a hardware store brand by Belknap HDW of Kentucky (C&R) .....\$135

- 111-C Stevens 12 Gauge "Model 58" Clip Feed Bolt Shotgun** 26" barrel with very good bright bore, 2 3/4" chamber and fixed full choke, 95%+ original blue 3 shot magazine, very good dark Walnut pistol grip stock with poorly installed vent rubber recoil pad, these bolt guns make excellent slug shooter with barrels cut back to 24" and sights installed (C&R) .....\$215
- 112-C Stevens 16 Gauge "Model 58" Clip Feed Bolt Shotgun** 26" barrel with excellent bright bore, 2 3/4" chamber and factory installed external adjustable choke missing its external cylinder tube so cylinder choke all the time, 95% original blue, 3 shot clip, very good dark Walnut pistol grip stock with serrated black buttplate, excellent function (C&R) .....\$165
- 113-C Stevens 20 Gauge "Model 238A" Clip Feed Bolt Shotgun** 26" barrel with very good bright bore, 2 3/4" chamber and fixed full choke, 80% original blue with spotty peppery pitting and blue loss on barrel beyond receiver, 4 shot magazine, good solid hardwood pistol grip stock with serrated black plastic buttplate with a chunk missing at comb, excellent function (C&R) ...\$185
- 114-C Stevens 20 Gauge "Model 258A" Clip Feed Bolt Shotgun** 26" plain barrel with excellent bright bore, 2 3/4" chamber and fixed full choke, 98% original blue with just a hint of silvering on sharp edges of receiver, 4 shot detachable magazine, excellent Walnut pistol grips tock with serrated black plastic buttplate, excellent function (C&R) .....\$215
- 115-C Stevens 20 Gauge "Model 311" Side by Side Double Barrel Shotgun** 24" barrels with raised rib, 2 3/4" chamber and fixed modified and improved cylinder chokes, 80% thinning and graying blue, excellent bores, very good Walnut plain pistol grip stock with serrated black plastic buttplate, splinter style forend is "Tenite" plastic style but fits fine and looks good, dual triggers, extractors excellent function (C&R) .....\$295
- 116-C Syracuse Arms 12 Gauge "Hollenbeck" Antique Side by Side Shotgun** 26" raised rib barrels with fair pitted bores, 2 3/4" chamber, improved cylinder and improved cylinder chokes, all metal is a bright chrome finish, double triggers, extractors, good solid Walnut pistol grip stock with checkered round butt, splinter forend and thick black hard rubber serrated buttplate, works well but very flashy, boxlock action made around 1895 (antique) .....\$660
- 117-C Winchester 12 Gauge "Model 12 Heavy Duck" Pump Shotgun** 30" factory solid rib barrel with mint bore, 3" chamber and fixed full choke, 98% original blue with a few light scratches on left side of receiver and a little sharp edge silvering, very good+ dark Walnut pistol grip stock with correct 13 5/8" length of pull, Winchester logo original red rubber solid buttplate that, as usual, is slightly deformed from sitting on its butt for 67 years, excellent circular grooved pump handle, excellent function, made in 1958 and not often seen with factory solid rib (C&R) .....\$1295
- 118-C Winchester 12 Gauge "Model 12 Heavy Duck" Pump Shotgun** 30" factory original solid rib barrel with mint bore, 3" chamber and fixed full choke, 98% original bright blue, offset Winchester proof on ribbed barrel, very good+ Walnut pistol grip stock with Winchester logo solid red rubber original buttplate (slightly deformed at comb which is quite common), correct 13 5/8" length of pull, excellent function, showing little actual use and more storage wear on wood and buttplate than anything else, super looker and great duck gun, made in 1954, solid ribbed barreled Heavy Duck guns are uncommon and sought after by collectors and hunters alike (C&R) .....\$1195

## COLLECTOR REFERENCE BOOKS

**(\$5.00 for first book and \$2.00 for any additional books in the same order for shipping and packaging)**

- 119-C Beretta Automatic Pistols** by J.B. Wood, copyright 1985 by Stackpole Books, 190 page hardcover with dust jacket (jacket shows glue remnants from old price sticker) otherwise near new .....\$75
- 120-C Hornady Handbook of Cartridge Reloading Rifle-Pistol Vol. II** copyright 1973 by J.W. Hornady, 511 page hardcover with tattered dust jacket, very good information with excellent text .....\$10
- 121-C Speer Reloading Manual Number Nine for Rifle and Pistol** copyright 1974 by Speer Inc., 464 page hard cover with good information, very good condition .....\$25
- 122-C Nosler Reloading Manual Number Three** copyright 1989 by Nosler Bullets, Inc., printed Oct. 1989, 516 page hardcover in excellent condition .....\$25
- 123-C The Shotgun Book** by Jack O'Connor, copyright 1978, second edition revised, 341 page hard cover with dust jacket, excellent condition .....\$10
- 124-C The Luger Pistol** by Fred Datig, copyright 1962 by Borden Publishing, fifth edition, 328 page hardcover with dust jacket, good condition showing a little water staining .....\$20
- 125-C The Complete Handgun 1300 to the Present** Ian V. Hogg, copyright 1986 by Gallery Books, 128 page hardcover with dust jacket, very good overall .....\$10
- 126-C Nosler Reloading Guide 5th Edition** copyright 2002 by Nosler Inc., Printed April 2002, 728 page hardcover, super book on reloading .....\$20
- 127-C The World of Beretta** by R.L. Wilson, copyright 2000 by R.L. Wilson, 370 page hardcover, wonderful color photos and great text, no dust jacket otherwise new .....\$20
- 128-C The Peacemakers** by R.L. Wilson, copyright 1982 by R.L. Wilson, Random House Printing, 391 page hardcover with excellent color photos and very informative text, as new with dust jacket .....\$20
- 129-C How to Make Folding Knives** by Ron Lake, Frank Centofante and Wayne Clay C. Krause Publications, 192 page soft cover in excellent condition .....\$45
- 130-C Percussion Revolvers of the United States** by Roland Thalheimer, copyright 1970 by author, 224 page hardcover in excellent condition, no dust jacket .....\$20
- 131-C The Post War Colt Single Action Revolver** by Don Wilkerson, copyright 1978 by Don Wilkerson, first edition printed by Taylor Publishing Company, 151 page hardcover, minty condition with nice color photos and excellent text, autographed by Don Wilkerson, first edition 1978, 3000 copies with embossed gold lettering on brown wood grain cover, as new overall .....\$160
- 132-C Walther Pistols and Rifles** by W.H.B. Smith, copyright 1946-1948 and 1951, second edition 1962 by Military Service Publishing Company, 198 page hardcover with dust jacket, very good overall .....\$20
- 133-C The Gun Digest Book of Sig Sauer** by Massad Ayoob, copyright 2004 by Ayoob, Published by Krause Publications, 256 page soft cover in as new condition .....\$25
- 134-C FN Browning Armorer to the World** by Gene Gangarosa Sr., copyright by author, published by Stoeger Publishing Company, 334 page hardcover with integral picture cover (no jacket), as new overall .....\$30

# RUBEN MENDIOLA

## DEALERNFA, INC. SINCE 1985

PO Box 566300, Miami, FL 33256-6300, 305-271-3436

**TOLL FREE: 866-NFA-WANT (866-632-9268), FAX: 866-415-7066, CELL: 786-256-6746 for pics or text,**  
**EMAIL: Ruben@dealernfa.com, HOURS: 8am-9pm Eastern, 7 days a week**

### 100s OF MACHINE GUNS ON SALE!!

Colt M16, M16A1, M16A2, 614, AR15 conversions, DIAS, Auto Links, all types and configurations.

HK MP5, MP5K-PDW, HK33, G3, HK51, HK21, Sear, Double Push Pin & Registered Receiver Guns.

HK Registered Machine Guns Sears.

Thompsons, Colt 21 & 28, WWII Savage & Bridgeport M1 & M1928 & Commercial Guns, Reising's, M2 Carbines, M3 Grease Guns, FNC, Ruger 556, AK47, MP40, MP44, Stens MKII, S&W 76, MK760, M10 45ACP & 9mm, M11 9mm & .380.

Maremont and Rock Island M60 & M60E6. Belt Fed 1919A4, 1917A1, Browning M2HB .50 Cal, FightLite MCR060 Belt Fed Uppers for AR15 or M16 Platforms.

**Extremely Rare Museum Quality Very Early Presentation Colt 1918 BAR**

Pre-May Sales Samples Available only to Dealers.

HK MP5, MP5K, HK33, HK53, Steyr AUGs, FN FAL, BAR, UZI Full Size & Mini, M3 Grease Guns, Thompson, Walther MPK & MPL, Beretta 93R LNIB & SC70, Restricted Post Sample: Glock 18

We are Always in the Market to Purchase Quality Machine Guns. We will never sell guns until they have been received and inspected. My staff and I welcome prospective clients to come and inspect the firearms they are interested in purchasing in our state of the art, high security facility. We are dedicated, full time dealers with a full-time staff. Every item we offer for sale is in stock and owned by us. We are not brokers, or a consignment store. We send every HK conversion to Terry Dyer for inspection and upgrade.

**PLEASE VISIT OUR WEBSITE FOR THE FULL LIST OF  
INVENTORY SPECIALS WITH A DEALER YOU CAN TRUST!**



**WE PROVIDE THE BEST QUALITY GUNS ON THE MARKET.**

**www.dealernfa.com**  
**ALWAYS PAYING TOP DOLLAR!**

# RUBEN MENDIOLA

## DEALERNFA, INC. SINCE 1985

PO Box 566300, Miami, FL 33256-6300, 305-271-3436

**TOLL FREE:** 866-NFA-WANT (866-632-9268), **FAX:** 866-415-7066, **CELL:** 786-256-6746 for pics or text,  
**EMAIL:** Ruben@dealernfa.com, **HOURS:** 8am-9pm Eastern, 7 days a week

# WANTED!

## ALL TYPES OF LEGAL MACHINE GUNS!



### NO COLLECTION TOO LARGE GENEROUS FINDER'S FEES GLADLY PAID!

Estate and Machine Gun Appraisals!  
Before selling your guns, please call me and make sure you are getting the most for them!  
Consistently providing Excellent and Discreet Service & fairly priced high quality machine guns since 1985!

Attorney available for trust or estate matters.

### \*\* WE PAY UP FRONT \*\*

100% of the agreed price before you ship your guns!  
You will never have to wait until I sell your guns in order to be paid!

100% risk, worry & hassle free transactions!  
Avoid the uncertainty of consignment or brokering.  
Specializing in investment grade transferable machineguns.

### Specialist in law enforcement purchases and cashless trades!




OVERNIGHT FUNDING!  
I pay the ATF tax & do all the paperwork! I provide shipping supplies, heavy duty container & pay S&H!

# www.dealernfa.com

## ALWAYS PAYING TOP DOLLAR!

# DOUGLAS R. CARLSON

## Antique American Firearms



P.O. Box 71035-GD  
Des Moines, Iowa 50325  
Telephone: 515-224-6552

**FULL COLOR  
MAIL ORDER CATALOGS OF  
FINE ANTIQUE FIREARMS FOR SALE**

Fine Antique American Revolvers And Derringers From The Time Period 1848 to 1898. Colt, Remington, Smith & Wesson, Merwin & Hulbert And Many Others.

Each Item Is Described In Accurate Detail.

Large 40 to 60 Page Catalogs Are Sent Out First Class Mail Every 6 to 12 Months. Many Items Are Pictured.

A Subscription To 5 Issues Is \$40 In The US Only.

**YOU WILL LIKE MY CATALOGS!**

***"42 Years of Antique Firearms Catalogs"***

## WANTED KNIVES

- FAST AND FAIR OFFER
- IMMEDIATE PAYMENT FOR KNIVES
- NO COLLECTION TOO LARGE OR SMALL
- COMMEMORATIVE
- CUSTOM
- ANTIQUE



**BLUE RIDGE KNIVES**

166 ADWOLFE RD. • DEPT GD • MARION, VA 24354  
PHONE 276-783-6143 • FAX 276-783-9298  
WWW.BLUERIDGEKNIVES.NET

[www.ctkprecision.com](http://www.ctkprecision.com)



**CTK PRECISION**  
E5861 Herzberg Road  
Marion, WI 54950  
(715) 754 - 2891

- CNC MACHINED BILLET ALU.
- TWO STAGE DESIGN
- QUICK ATTACHMENT
- LIGHT WEIGHT
- MIL SPEC HARD ANODIZED
- 360° OF MOVEMENT AT 100 YDS
- 3 SLING POINTS

**P3 MONO-POD**

# WAYNE DRISKILL

MINIATURE FIREARMS SPECIALIST

*Dealing in fine hand crafted,  
museum quality miniature firearms.  
Sales, buying, consignments, appraisals.*

P.O. Box 2829, Pearland, TX 77588

Office: (281) 485-1830


Cell: (281) 468-7103

Email: [wdriskill@hotmail.com](mailto:wdriskill@hotmail.com)

[www.waynedriskillminiatures.com](http://www.waynedriskillminiatures.com)

## THE NINETY-NINE REVISED THIRD EDITION

Illustrated description of all 32 Versions, Serials, Barrel Stamps, Sights, Engraving, Extra Order, Savage Brand Ammo & Scopes  
165 pages, durable soft cover  
REVIEWED AND APPROVED BY:  
GUNS & AMMO; AMERICAN RIFLEMAN;  
RIFLE, PENN GAME NEWS; GUN DIGEST;  
GUN WEEK



**"THE MODEL 99 COLLECTORS BIBLE"**  
Best SAVAGE Reference Book Available  
Assisting Gun Enthusiasts Worldwide

\$30 PLUS \$5 S&H

PERSONAL CHECKS OK, No Cards/C.O.D.

**DOUG MURRAY, AUTHOR/PUBLISHER**

Make Checks Payable to Leslie Murray

31 Spencer Street, S Farmingdale, NY 11735-3133

## COLLECTOR FIREARMS CATALOG

Win., Colt, Rem., Marlin,  
Sav. & Dbls.  
\$10.00 U.S.

**1 FREE SAMPLE**

**LARRY'S GUN ROOM**

105 N. 8th Street, Beresford, SD 57004  
605-763-5090

**WEATHERBY FACTORY  
AMMUNITION AND BRASS SALE**

- 224 WBY 55 GR HSP .....@ \$81.00
- 240 WBY 100 GR HIL..... @ \$64.00
- 257 WBY 100 GR HIL..... @ \$64.00
- 6.5 RPM WBY 140 GR HIL.....@ \$73.00
- 6.5-300 WBY 140 GR HIL..... @ \$64.00
- 270 WBY 130 GR HIL..... @ \$64.00
- 7mm WBY 154 GR HILH..... @ \$64.00
- 300 WBY 180 GR HIL..... @ \$64.00
- 338 RPM WBY 225 GR HIL.....@ \$73.00
- 340 WBY 225 GR HSP ..... @ \$81.00
- 375 WBY 300 GR NP ..... @ \$136.00
- 30-378 WBY 180 GR HIL..... @ \$124.00
- 338-378 WBY 225 GR BTTSX ..... @ \$145.00
- 378 WBY 300 GR HRN ..... @ \$145.00
- 416 WBY 400 GR HRN ..... @ \$183.00
- 460 WBY 500 GR HFMJ ..... @ \$183.00
- ONCE FIRED BRASS 224, 240, 257, 6.5 RPM,  
6.5-300, 270, 7mm, 300, 338 RPM, 340 @ \$31.00
- 375, 30-378, 338-378, 378.....@ \$48.00
- 416 & 460..... @ \$54.00
- NEW UNPRIMED BRASS 224,  
240, 257, 6.5 RPM, 6.5-300, 270, 7mm,  
300, 338 RPM & 340..... @ \$62.00
- 375, 30-378, 338-378, 378.....@ \$96.00
- 416 & 460..... @ \$108.00

**Free Shipping**  
Minimum Order of 5 boxes  
No Sales Tax

**CALL JACK @ 706-462-2034**

**Modern day Riflestocks, at Old fashion Prices**

Semi Custom Stocks -- Rifle-Stocks.com  
**SALE! NEW INTRODUCTORY OFFER!**  
Brown/Brown, Camo, or Black/Grey Laminate **Only \$129**



**WOLVERINE STYLE** **SALE!**  
Short Varmint Forearm Grip Finger Grooves!  
FREE Rosewood Tip & Cap

**WOLVERINE THUMBHOLE**

Thumbhole Grip with Finger Grooves **\$139**  
& Short 2-1/4" Varmint Forearm & up  
Available in Claro/Black Walnut, English, Maple, or Laminated  
Bolt Actions Only Stocks for over 100 bolt actions  
spanning over 100 years!



**TAC-DRIVER SILHOUETTE STYLE**

Palm Swell, Thumbhole Grip with Finger Grooves  
Varmint Forearm Grip & 3/8" Vents  
Brown or Black Laminate Only **\$149** Other Colors Available!  
Stocks are unfinished & ready for sanding- 96% & 99% inlets  
Left Hand, 2 1/4" Varmint, or Thumbhole's--Add \$17  
100% Money Back Guarantee!

Order Now: S&H \$17.50, Add \$3 each addit. Visa, MC, COD(\$11)

Economy, No Discount	\$69	Grade A Fancy	\$150
Standard Grade	\$95	Grade AA Fancy	\$199
Select Grade	\$107	Grade AAA Extra Fancy	\$279
Semi-Fancy - NOW \$119	<del>\$129</del>	Exhibition - 100% Figure	\$379

**RICHARDS MICROFIT STOCKS, Inc.**

Call Now! 1-800-895-7420 Rifle-Stocks.com  
PO Box 1066, SUN VALLEY, CA 91352

**TRADER KEITH RIFLE STRAP**  
\$80 Call Now 800-338-3146



**www.traderkeith.com**



P.O. Box 932

Hilliard, Ohio 43026-0932 • U.S.A.

Phone (614) 777-0785 • Fax (614) 777-0796

E-Mail drachwal4u@aol.com

**WWW.HANDGUNSOFTHWORLD.COM**

**OLD, RARE AND UNUSUAL**

**CLASSIC - ANTIQUE - MILITARY - BUY - SELL - TRADE**

**FULL  
MOON  
CLIPS**



Ranch Products makes Full Moon Clips for  
all of the popular revolvers for 45 years.

**RANCHPRODUCTS.com**

P.O. Box 145 Malinta, Ohio 43535  
stevenacrawford@msn.com

**GUN COLLECTIONS WANTED!**

**(any size)**

**Pre-64 Winchesters • American Doubles • Collectable Remingtons  
• Sakos • Weatherbys • Colts • Smith & Wesson**

Will pay a **PREMIUM** for Collector Quality Guns.  
50 Years in gun business. **TRY ME BEFORE YOU SELL!**

**RANDY S. SHUMAN**

P.O. Box 177, 321 Steelstown Road, Newville, PA 17241

Phone: 717-776-7861 FAX: 717-776-7034

Email: shumanguns@hotmail.com

# GET ORGANIZED

If you can't find it, you might as well not even have it.

**H**ow many of you have heard of Marie Kondo? Don't be bashful; it won't create deductions on your man-card to admit it. She is an organizing genius who can make life easier. Unfortunately, it also makes your living environment simpler. Her idea of an ideal environment is pretty much bare walls and two to three of each item you need, all tucked in drawers out of sight. Getting her "spark of joy" doesn't always mesh well with our "lots of firearms and ammunition" acquisition lifestyle. But being organized does.

When I started this life of living with firearms, the mavens suggested organization with cans, glass jars and cigar boxes. Looking back, that was my first encounter with "life wasn't so good in the 'good old days' epiphany." Basically, they sucked. So, what to do? How can you be better organized with the Marie Kondo "throw it out" approach? Here's a few tips.

## GET A LABEL MAKER

I have one on hand that has served me well now for more than a couple of decades. It is an ancient Brother P-Touch label maker. It is so old it takes six AA batteries to run. It has no Bluetooth, or

WiFi capabilities. There's no USB port. All it does is print what I type, which is just fine by me. I use it to label storage boxes, loose-leaf binders and the boxes various firearms arrive in. Why? Because it is neater than handwritten labels, and I can color-code them.

A quick jump forward here. Back when I started getting real organization on my system, my two brothers had access to my ammunition supply. (Yes, we had it all worked out; they weren't just sponging it.) I used color-coded labels to indicate what their choices were. Green stickers meant "Use what you want, let me know." That way I could load up more, and they could replace the components. Blue was "Talk to me before you use this" because I had specialized loads that they might not find themselves happy using. And Red was "Don't touch." Those were either irreplaceable or saved for emergencies.

Now you may not have brothers who want ammo, but you might want to mark your ammo (or the bins they are in) with more than just "9mm" for example. OK, you have a label maker, now what?

When I was starting this organizing thing, there was a Big Lots store down the street from the gun shop. I found that the various shoebox-sized bins

and others were perfect for storing my reloaded ammo. Cast bullets came in 4x4x4 cardboard boxes, but those boxes were not good for storing loaded ammo. They got tattered, they didn't stack well, and once they got grubby, they couldn't be cleaned. But the plastic boxes with locking lids solved all those problems.

So now each load, or brass supply, gets a label on the bin into which it goes. The label can be as simple as "9mm" or it can be more involved. For example, the bins (bigger, for the





BRAVO AR PARTS

BCM-VG-MCMR-MOD-3-FDE  
8 1252602160 1

**BCM**  
**GUNFIGHTER™**  
**LIGHT MODULAR LIGHT MOUNT**  
**KeyMod Version**  
to mount flush or cantilever off either the left or  
optional high and low mounting position for the  
common 1913-rail pistol/weapon light systems  
ideal placement ➤ Designed to mount on the  
durable Aluminum construction ➤ Intently de-  
signed by BCM US Pa

clear, prior to p  
(turn clockwise)  
Of the six mounting  
screws. Note: mounting  
mount placement, left or right hand side  
selected and the screws loosened, locate  
in, install and slide forward until it travels  
1913 rail section and install the screws.  
(18-20 in-lbs). To insure hardware se-  
cured.

KM  
FG, Inc. ★

Not just ammo or reloading components: If you have a supply of parts and accessories, label that bin as well.

Plastic drawers on a shelf can be your friend. Clearly, there are some legacy cardboard boxes here, but it's all labeled.



Stacks of containers with labels means you can identify the contents without having to open them. Which is good.

most part) of 9mm brass that is range pickups and my own brass saved after a range trip, are simply marked "9mm." I know what they are, one quick peek into the bin tells me what is in there, so that's all I need. But other bins, usually smaller ones, will be marked with caliber, source and uses, such as ".32 H&R Starline new." This reminds me that the brass in there, however bright and shiny it is, is new, from Starline, and I don't want to be using it to load up practice ammo. It is for load testing and such. The mixed-brass 9mm is just commodity practice brass, but the Starline is special.

Oh, I have ammo can, for sure. I've accumulated a bunch of them over the years, and they have their own labels as to what's in them. The oldest ones have handwritten info, using masking tape. That is, until the masking tape falls off and I have to replace them with the Brother labels. One of these years when I'm snowed-in I might just brew a pot of coffee and sit down and relabel them all. But not now.



**TURNBULL**  
RESTORATION

## **BRAND NEW MODELS. OLD WORLD LOOKS.**

*Our finishing services take your newly manufactured firearms and transform them using Turnbull's signature methods, producing a modern classic that looks and shoots like a pristine, vintage heirloom. Finishing is performed by the same expert craftsmen who restore old-world legends.*

**PRESERVE HISTORY, ELEVATE YOUR COLLECTION.  
VISIT [SHOOTHISTORY.COM](http://SHOOTHISTORY.COM).**



#38489F

**GET HANDY PLASTIC DRAWERS**

The brass bins can be stacked, but there are things you don't want to be unstacking and re-stacking bins for. I have a reference library of firearms and more come in on a regular basis. So, I need holsters and magazines for the pistols. Oh yes, each test gun arrives with a magazine or two, but let's get real. When it comes time to spend an afternoon hammering a plate rack to test reliability, who wants to do it with the sole magazine that came in the box? So plastic drawers on shelves, labeled (there's that label maker again), so I can keep track. I often don't even use the magazines that came with the gun, unless I just don't have some on hand that fit. That way the maker (or their PR agency) gets the pistol, box and contents back.

**BINDERS**

You will have to keep track of your reloading efforts. That means noting what bullets, powders, primers and cases you used to whomp up that stellar load you now use at club matches. Writing the details on the flap of the

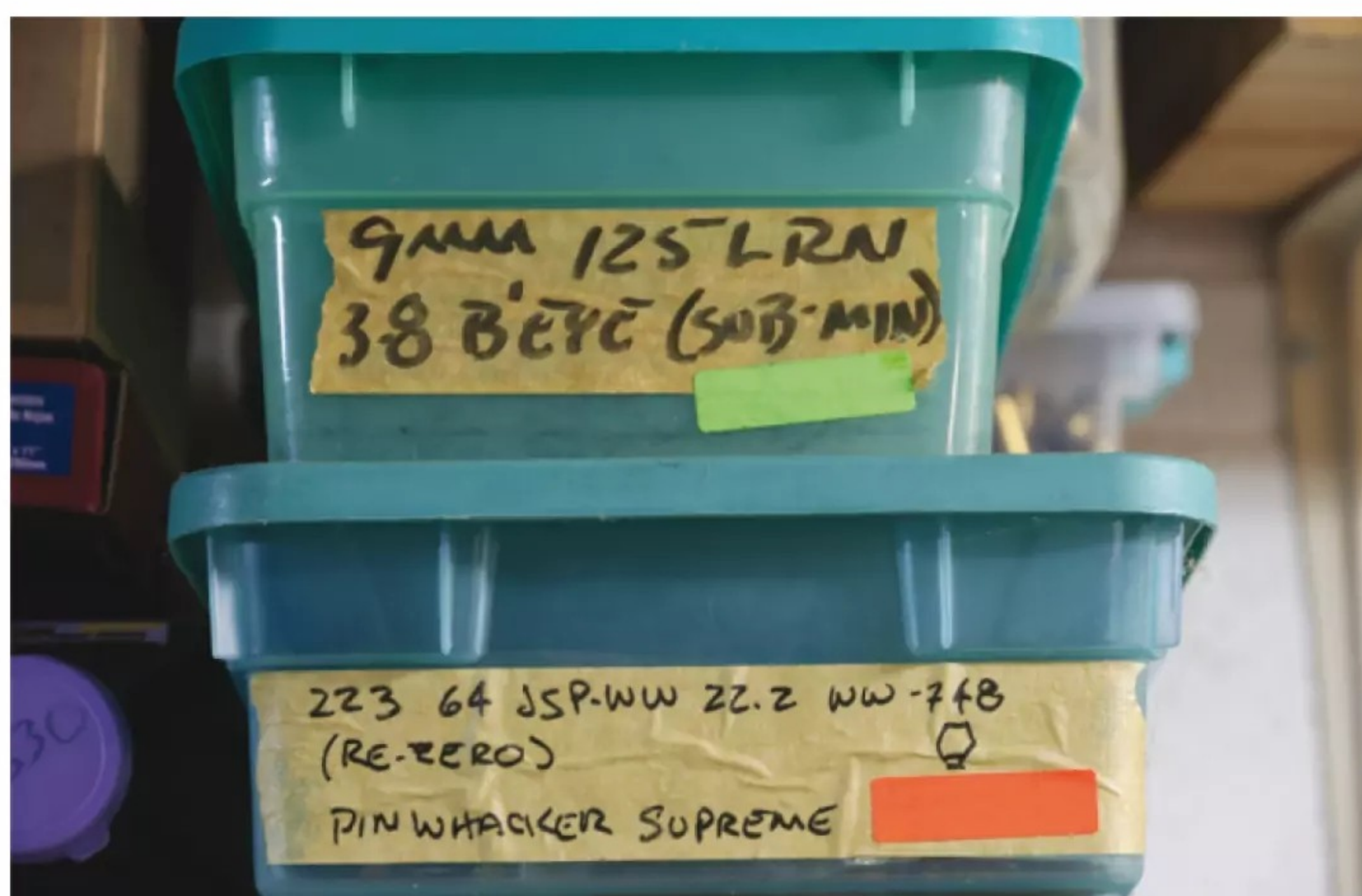
cardboard box the bullets came in only gets you so far. (I know ... been there, done that, lost the box ... you know the tale.) As a friend of mine in law enforcement has been known to remark, "If it wasn't written down it didn't happen."

When you go to chronograph a load (and chronos are now so inexpensive that there is no excuse) write down the detail before you go: bullet weight, brand, powder, charge weight, primer, cases. Then, once you are at the range, note the firearm used, and write down

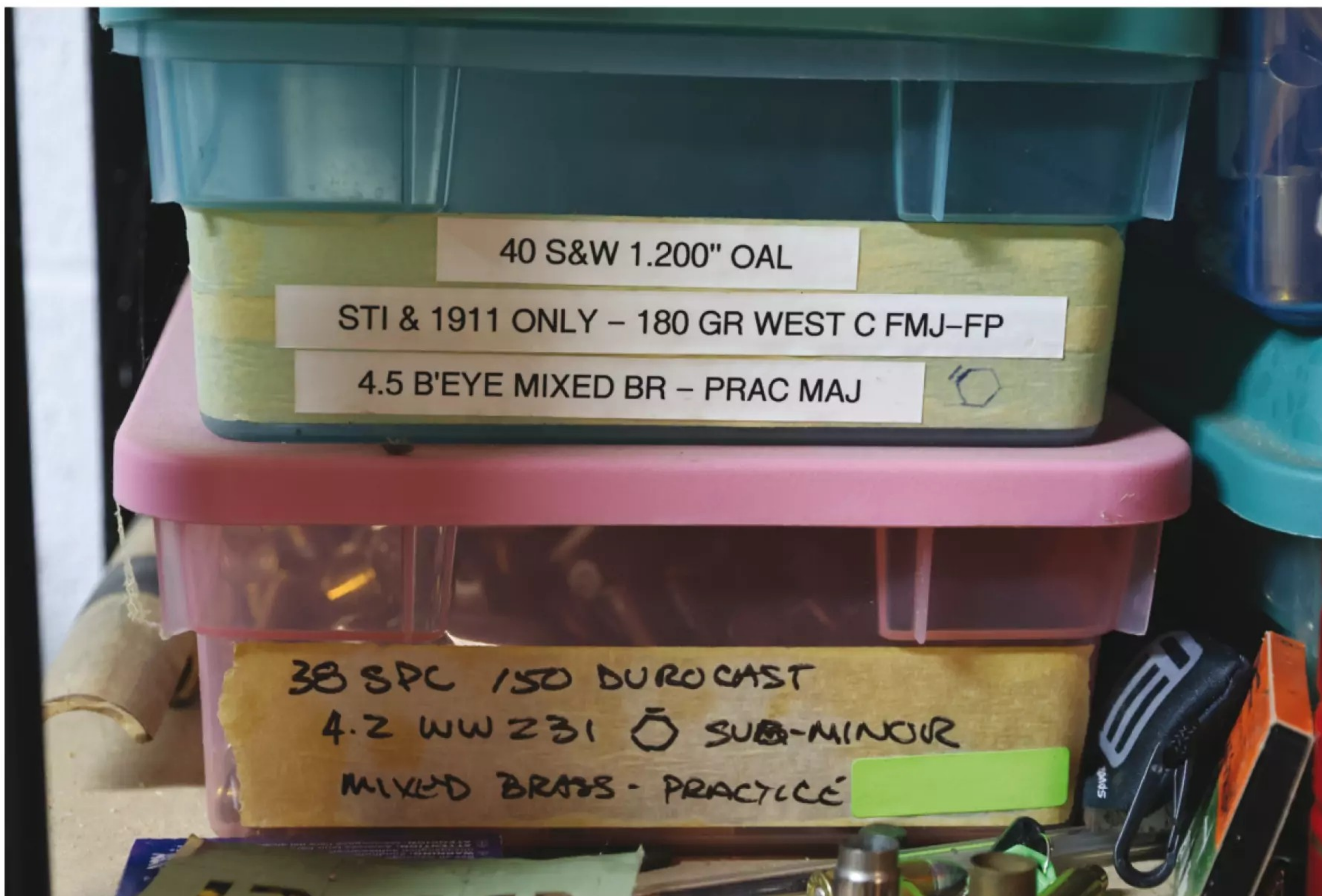
all the details the chrono reports. Yes, write down the extreme spread and the standard deviation. You might not need them. Or even know what they mean. But if you want to know later, you won't have it if you didn't write it down.

All this info gets written up on pages that are in your loose-leaf binder, with a label on the spine. Call it whatever you want but label it.

And while we're here, invest in some 3x5 cards. Yes, dead-tree info system stock. OK, this card goes into the bin



These bins date back to the 1980s, and they're color-coded so my brothers could not create problems.



Two containers, one legacy and one more modern. All data is on there, and each has its own 3x5 card inside.

# Definitely on the Nice List.

ESCORT® Slugger 12 GA Shotgun



HESL12180001

WINCHESTER® Wildcat™ Semi-Auto Rimfire Rifles



OD GREEN - 5211401102



BLACK - 521101102

ATI® Alpha Maxx RIA 5.56X45 30 RD



ATIGAX55613ML30



**SMGA EXCLUSIVE**



TISAS USA®  
1911 Service G.I.  
ODG .45 ACP

10100572

**From Hunting Fields, to Battlefields, Weve Got You Covered!**

We have over 12,000 firearms in stock for holiday shopping.  
At SMGA.com you'll also find gun safes, optics, camouflage,  
footwear, reloading supplies, holsters, suppressors,  
and anything else a sportsman would need.




**SMOKY MOUNTAIN  
GUNS & AMMUNITION**  
SMGA.COM



SCAN TO  
SHOP AT  
SMGA.COM

For your heirs, and to avoid problems, record all the useful info about your firearms and keep it stashed in a safe place. Again: Write it down.



with the ammo you've loaded. You're thinking, "I load one caliber, one load, why write it down?" I thought that too. I loaded in the basement of the house where I lived. I wrote the powder charge for the three loads (one .38 Special, one .357 Magnum and one .45ACP) on the wall next to the powder measure. Then, I moved. I had forgotten, in the moving, to write that info down. I phoned the new owner, "Oh, we were just about to paint that wall." Saved by the bell.

No, write it down. And include all the details: overall length, bullet,

brand, powder, weight, primer, all of it. The card goes into the bin with the ammo. You can even note on the card what the load is for: practice, competition, hunting, whatever.

And all these bins and loose-leaf binders need shelves on which to stand. You can't just stack them in the corner. There are only four corners in a room, and you'll need more than that. I'll leave style, construction and placement to you, but keep this in mind: Ammo is heavy. A thousand rounds of 9mm 125-grain FMJ weighs 21 pounds. .45 ACP weighs 33 pounds.

Depending on how much you load (and if you use steel ammo cans), a shelf might be required to hold 150 pounds of dead weight. Keep that in mind when considering shelves at the big-box hardware store, or the discount furniture store.

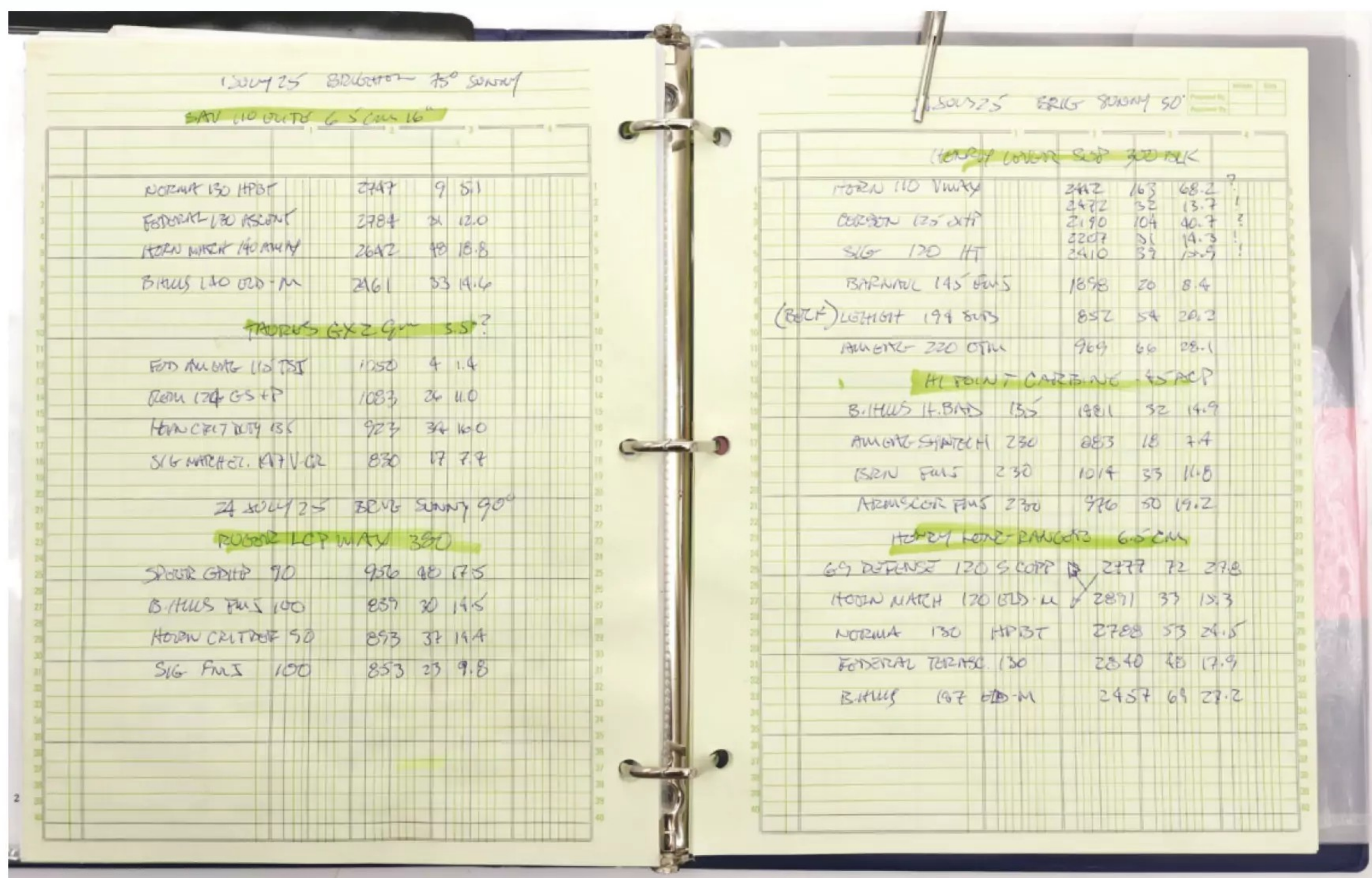
OK, so far we've covered ammunition and the accessories. What about the firearms themselves?

No, I'm not suggesting slapping a label on each one—not that any label would survive the rigors of use and cleaning. No, this is a longer-term perspective. The simple questions are: What is it, and where does it go?

When I was working at various gun shops, we'd get the occasional very sad visit. The widow, or the children of a deceased gun owner (back then often a World War II vet) and what was left. "Oh, his golf partner said Charlie always wanted him to have the [fill in the name of an expensive rifle or shotgun] after he died." Or the "helpful" gun club members who were happy to buy a firearm for more than "the \$100 he said he paid for it."

What is it? Write it down. What is it worth? Look it up and write it down. Who do you want to get it once you're

When you chrono your ammo (and you should—you must) write it down. Memory is a weak reed.





DIAMOND•D™ OUTDOORS  
DIAMONDDOUTDOORS.COM



GUIDE'S CHOICE® CHEST HOLSTER



DENALI™ CHEST HOLSTER

[www.DiamondDLeather.com](http://www.DiamondDLeather.com)

(907) 205-4429

[www.DiamondDOutdoors.com](http://www.DiamondDOutdoors.com)



FIELD-TESTED  
IN ALASKA



HANDMADE  
IN THE USA



ONE-HANDED  
QUICK DRAW

Two GREAT products. Two ALASKAN companies. ONE DESIGN.  
SHOP BOTH to find a CHEST HOLSTER that is right for you!

# 10MM 115 Gr. HoneyBadger™

23" penetration in ballistic gelatin

Terminal performance equal to or superior to a .44 Magnum 240 Gr. JHP

Potentially 2.5x the number of rounds available in the weapon



Velocity 1600 FPS  
Energy 654 FT LBS



*Ammunition*

TO LOCATE A DEALER  
NEAR YOU, CALL 800.568.6625

[www.black-hills.com](http://www.black-hills.com)



gone? Need I say it? Write it down. Putting it all in a will is good, but cumbersome, and if you are in the habit of wheeling and dealing, trading and buying/selling, it's expensive to update. But if you have a loose-leaf binder with this info, then that is the guideline your executor can go by. Oh, it doesn't have the legal force of a notarized will detailing things, but it does give your widow (or widower, let's not be sexist about this, eh?) info

they otherwise would not have.

And in this day and age of digital photography and inexpensive printers, you can easily take a few shots of important details like serial numbers and include the printout in the loose-leaf binder. Or manila folders. Or envelopes. Just get it written down.

Getting back to the start, the Marie Kondo method would likely have you pare things down to one firearm in each

category you use, collect or compete with. That would, for most of us, be very boring and certainly would not create the "spark of joy" she wishes for us all. Sometimes we (well some of us, anyway) like being in a sparse space but trying to live there all the time means giving up the amenities we've gotten accustomed to. Like shelves full of loaded ammo.

Get the spark, but don't get crushed under the clutter. **GDTM**



This is the kind of environment in which Marie Kondo developed her aesthetic. While it can be very restful, it's hardly conducive to racks of firearms and shelves of ammo. We must adapt.

CASTING CALL

# Women with Firearms!

Female photographer seeking women across the United States to photograph for a published photo series titled **Girls with Guns**

Participants must be 18 or older. All backgrounds are welcome. No prior modelling experience is necessary. The portraits will be documentary style and taken in your own environment to reflect your authentic lifestyle

Looking for participants in the Northeast, Southeast, Midwest and West for hunting season during October and November

If interested, please email [emma.m.toma@gmail.com](mailto:emma.m.toma@gmail.com) or send a direct message on Instagram to [@emma\\_toma](https://www.instagram.com/emma_toma)



## MISSION CONFIGURABLE. FIELD READY.

### CFS 6-36x50mm F1

The Configurable Field Spotting Scope (CFS) 6-36x50mm F1 was designed with practical field use in mind. An emphasis on balanced ergonomics, flexible configurations, and refined optical quality, while maintaining the ruggedness Nightforce is known for make the CFS ideal for your next adventure.



LEARN MORE



Nightforce is a registered trademark of Nightforce Optics, Inc.  
© 2024 Nightforce Optics, Inc. All rights reserved.



## NIGHTFORCE

RUGGED. RELIABLE. REPEATABLE.™



AWARENESS • ASSESSMENT • ACTION • ANALYSIS

# Curriculum that empowers people Addressing the skills you need so you

A series by Green Beret (Special Forces Sniper) and Tim Kennedy (former top 5 UFC Middleweight).



BINGE WATCH IT ON  
**RECOILTV**





[WWW.RECOIL.TV](http://WWW.RECOIL.TV) | DOWNLOAD THE FREE APP TODAY



PRESENTED BY

to protect and preserve human life.  
and your families can live without fear.

AVAILABLE ON



# ELVIRA



Photos: JD Photography



## She's not much to look at, but everyone loves this practical Remington 700.

It wasn't love at first sight, but a relationship born of necessity. I've never been a fan of synthetic stock, stainless rifles, even though I owned one for my "truck gun." I considered myself old school, preferring the feel of a walnut stock and the luster of a quality blued finish. The previous deer season had left me reconsidering those values. Five days of torrential rain spent on an open stand trying to keep my rifle somewhat protected, then wiping it down every night to keep rust from setting in and worrying that the wood stock would be damaged was enough. I made it through the season without the rifle being harmed but decided to start searching for something that I could use during inclement weather without as much worry.

As happens most years, shortly after the close of the modern firearms season for whitetails here in Kentucky, used deer rifles started showing up for sale. A friend who often took advantage of these bargains called me and told me he had something I might like. He knew my taste in rifles and had a beautiful walnut and blue Remington 700 in 7mm Remington Ultra Magnum that he thought I might like. While looking at it, I noticed a synthetic stainless rifle lying in the back seat of his truck. Remembering my previous season, I asked about it. It turned out to be a Remington 700 BDL SS. He told me it was chambered in 7mm Weatherby Magnum, and he figured he was stuck with it because of the high price of ammo. After a little painful deliberation, I went with the stainless one, knowing that the ammo would be expensive and I couldn't afford both. The 7mm Weatherby came home with me. It came with a cheap scope and half a box of ammo.



7mm Weatherby cartridge the author reloaded with Hornady brass, Hornady 154-grain SST bullet and IMR 4350 powder ignited by a Remington 9½ M primer.

Before firing it, I removed the scope and installed a new Leupold Vari-X III 4.5-14x50. I paid more for that scope than I did for the rifle, but it was a good investment because it has performed flawlessly ever since.

The ammunition was Hornady Custom 154-grain, and it shot under 1-inch groups, with two shots touching and one flyer. J.J. Reich from Vista Outdoor came down to turkey hunt with us and brought Federal Premium ammo loaded with Nosler 150-grain bullets that did the same thing. Under an inch should be good enough for a rifle that is only used in inclement weather, right? You would think so, but that flyer and the cost of the 7mm Weatherby Magnum ammo drove me to start down the long and rewarding road of reloading. I had wanted to try my hand at reloading for a long time, and this pushed me over the edge.

Armed with a good source of brass and a new love of handloading, I went to work to get rid of the flyer. Shortly into load development, and after wearing the phone out and calling my reloading mentor, Paul Johnson, the new rifle was shooting

The Remington 700 BDL SS rifles were produced from 1993 through 2005, but Remington only chambered the 7mm Weatherby round from 1991 through 1995.

In 2010, Mark Six, owner of Green's Run Calls, successfully used Elvira for a Kentucky cow elk hunt.



groups under 1/2 inch with no pesky flyer. A load of IMR 4350 ignited by a Remington 9½ M primer pushing a Hornady 154-grain SST bullet produced a group of 0.306 inch.

Daniel Boone carried a rifle called “Ticklicker” because he claimed he could shoot the tick from a bear’s nose. Davey Crockett carried a flintlock named “Old Betsy.” The second year I hunted with this rifle, right at the last minute of shooting light, I killed a beautiful 15-point buck.

Someone asked me what I shot that buck with. I jokingly replied, “Elvira, The Mistress of The Darkness.” The nickname stuck, and she has been known by that ever since.

Elvira has accounted for 18 bucks, and the number keeps growing. I killed my largest buck to date with her, a 13-pointer that scored 168 B&C, and numerous others. Many of them are more memorable than the biggest ones. In 2018, I was hunting by myself when a beautiful 9-pointer

walked into the field about 600 yards away and made his way to a cedar tree, which he thrashed. He came a little closer and began feeding at around 400 yards. I steadied Elvira and waited for him to come closer, thinking how much the bullet would drop at that range and where I should hold. (I still haven’t replaced the Vari-X III with a scope that allows you to dial for range.)

It became apparent that he had no intention of coming any closer, so I

The author and Elvira on the farm where they do most of their hunting now.



steadied the horizontal crosshair level with the top of his back and the vertical one at the back edge of his front leg. I took a deep breath and squeezed Elvira's trigger. I was back on target by the time the bullet made an impact and watched him roll and run. He made it about 50 yards.

I've lost count of the coyotes I have taken over the years with Elvira. Some folks believe that shooting coyotes during deer season will scare off the deer, but I haven't found that true. Song dogs are detrimental to the turkey population and rough on young fawns, so any coyote that presents itself as a target gets a taste of one of Steve Hornady's SST bullets courtesy of Elvira. While they might not be designed to perform as a varmint bullet, the coyotes will never complain if I can do my part. Last year, Elvira and I killed seven coyotes during the firearm season.

In 2010, Mark Six, founder of Greens Run Game Calls, was turkey hunting with us when he discovered he had been drawn for a Kentucky cow elk tag. At the time, Six didn't own a rifle that met the requirements to elk hunt in Kentucky and had no idea where to hunt. I knew some folks who would allow us hunting access and offered the use of Elvira. Since it was a cow-only permit and Six wanted it to eat, we had discussed it and decided that if the opportunity were presented, he would try to harvest a mid-sized cow that wouldn't be too old or tough.

Opening morning found us easing along an old trail on a reclaimed mountaintop removal surface mine. As we rounded a corner, we faced a small herd of cow elk standing about 40 yards above us. One looked twice the size of the rest and wore a tracking collar. Six quickly raised Elvira to his shoulder and pulled the trigger. The elk stood on her back feet, took a few steps backward, and fell with all four feet in the air. I accused him of killing the grandmother of all Kentucky elk. He decided then and there that Elvira

was a "stone-cold killer."

While still-hunting nearly 10 years ago, my little brother took a nasty fall and landed on his scope. A test shot revealed that his scope wasn't hitting near his point of aim. Since Elvira and I had tagged out, I let him take her hunting. The result was a nice 8-point buck on the ground at a little over 200 yards—his farthest kill then, and Elvira had another admirer.

Steven Asher—whom my wife and I call "Stepson," even though he is not related to us—had a similar experience where a huge-bodied mature 8-pointer collapsed in his tracks. The immediate collapse of the buck and ease of felt recoil added him to the long list of people wanting to be the recipient of Elvira in my will.

While hunting alone a few years ago, a small 2-year-old 8-point was chasing does, and I was enjoying the show. When he stopped about 60 yards before me, I placed the crosshairs on his shoulder and eased the rifle down. I had no reason to kill him because I knew there were better bucks on the farm. He stopped again and turned at a little over 100 yards at the perfect angle. I settled the crosshairs, then took my finger off the trigger and told Elvira, "That would be a pie shot, but you don't want to kill him." The next time he stopped, he was at 250 yards, facing me head-on. Elvira had already placed the crosshairs of the Leupold dead center on his chest. Once again, I convinced her not to shoot. I told her what a mess the 154-grain SST bullet would make at that angle, and besides, we didn't want to kill that buck.

He then turned, quartering slightly away, and Elvira didn't wait for any of my excuses. The little buck crumpled in his tracks. My cousin Henley McIntosh asked me why I killed such a young deer. I told him my story, and he laughingly replied, "You should have checked it in under Elvira's name; everybody knows how she is!"

Our local sportsman's club holds a "Deer Rifle Match" once a year. The

rules require that the gun must be legal to hunt with in Kentucky but cannot be a heavy-barreled rifle. You generally see light-barreled .22-250, .223, .243, and 6.5 Creedmoor rifles. I took Elvira one year to see how she could stack up. While we didn't win the match, we finished in a respectable 3rd place.

I have several other rifles that I am fond of. Trying to satisfy my addiction to reloading, I built hunting loads for them. I have a 7mm Remington Magnum that will shoot groups under 1/4 inch. There are ones in 6.5 Grendel, 6.5 Creedmoor, 7mm-08 Remington, 6.8 Western, .270 Winchester, .25-'06 Remington, and .260 Remington—that all will outshoot Elvira (don't tell her I said that). Most of these are easier to find factory ammo for. Some have newer scopes, which can dial up for longer ranges. A few are stainless, while others have Cerakote. There is no valid reason why they shouldn't be taken to the deer stand each fall.

Over the years, I have bought newer scopes, some with illuminated reticles, and a couple of Leupolds with the CDS system that would eliminate the need to figure out where to hold at longer ranges, but I can't seem to make myself try to fix what isn't broken. A few years ago, a friend offered to "dip" Elvira with a camouflage covering, but since she is a fairly uncommon rifle, I declined his offer, thinking it might adversely affect her value. My wife laughed at my response, saying, "Like you would ever sell Elvira."

Every year, when deer season rolls around, I look over the current residents of the vault, consider the weather conditions along with where I plan to hunt, and, after careful consideration, pick up Elvira and head to the stand.

The value of a rifle depends on many variables: brand, caliber, scope, condition, rarity and others. But its value can sometimes depend on how badly the prospective buyer wants it or the current owner's willingness to



This buck walked into a field 209 yards from the author and Elvira's stand early one morning. That was as far as he walked.

sell. Even though Elvira is probably a low-production model based on her chambering, I doubt she would be considered rare or highly collectible. Being chambered in an obscure caliber could either raise her value because of rarity or lower it because of the high price of the ammo and difficulty in finding it.

The primary factor that affects the old Remington's value is the determination of the current owner to keep it. My wife often refers to Elvira as "the other woman in our marriage." I have threatened to have Elvira buried with me, but that would be senseless because I am sure someone would dig me up to get her. There is an old mountain saying that "Every man is entitled to one good gun, one good dog and one good woman." Living in this politically correct age, we won't discuss the woman, and I have had more than one good dog.

When it comes to guns, I have had more than one good one, but if I had to pick only one, that would be an easy answer. My wife, most of my family members and numerous friends could quickly answer it for you. Elvira! **GDTM**



## Want More?

This article is but a single excerpt from The World's Greatest Gun Book, *Gun Digest 2025*. To get all 600-plus pages in your hands, visit [GunDigestStore.com](http://GunDigestStore.com) and search "Gun Digest 2025."

# WHEN YOU'RE READY FOR A DOUBLE STACK 1911,



# THINK NJG

NOTJUSTGUNS.COM

## DOUBLE STACK 1911s IN STOCK FROM:

Alpha American  
Atlas Gunworks  
BG Defense/Type-A  
Cardinal Arms  
Combat Precision

CNC Gunworks  
Dark Forge Firearms  
Guncrafter Industries  
Jacob Grey  
King's River Custom

MasterPiece Arms (MPA)  
Miller Precision Firearms  
Nighthawk Custom  
Phoenix Trinity  
Race City Defense

Staccato 2011  
Taran Tactical Innovations  
Viking Firearms  
Watchtower Firearms  
Wilson Combat



NOTJUSTGUNS.COM

WHERE THERE'S  
**SMOKE**  
THERE'S FIRE.



## CANiK® TTI Combat "SMOKE"

Superiority gets a bold new finish with the CANiK® TTI Combat SMOKE—born from the elite partnership between CANiK® and Taran Tactical Innovations. Designed by world champion Taran Butler, this pistol features a custom polymer frame, ported and spiral-fluted PVD coated barrel, CANiK's first compensator, aggressive grip texture, aluminum flat faced trigger with 90° degree break, premium TTI +3 base pad, adjustable sights, and a low-profile optic cut.

WEIGHT: 29.5 oz	REAR SIGHT: Adjustable	CARTRIDGE: 9mm Luger	BARREL LENGTH: 4.6"
CAPACITY: 18+1 rounds	MAGAZINE: (2) 18 Round Magazines and (1) + 3 Extension	FRAME MATERIAL: Synthetic	HEIGHT: 5.87"
FRONT SIGHT: HiViz® fiber optic front sight	FINISH COLOR: TTI SMOKE	OVERALL LENGTH: 7.85"	WIDTH: 1.41"

**CANiK**  
SUPERIOR FIREARMS



@canikusa



@usacanik



@canikusa

CanikUSA.com



LEARN MORE