

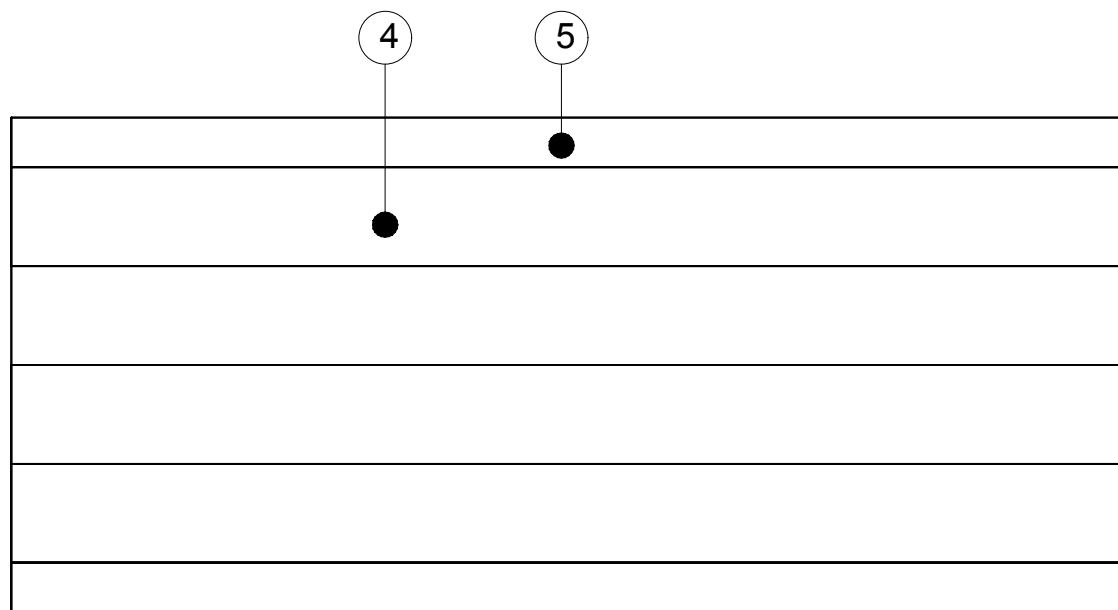


Stap 1

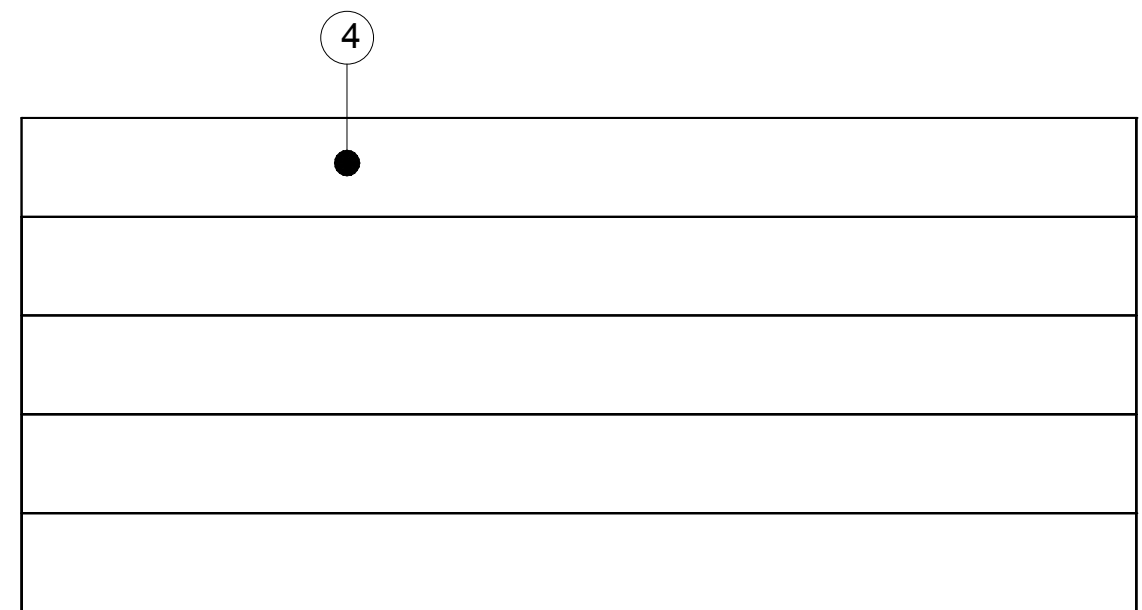
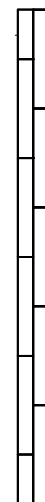
12 gaten van Ø6
voorzien om vast te
zetten tegen het blad




Stap 2



Stap 3





Stap 4

| Maat | Lengte | Item | Aantal | Materiaal | Dikte | Breedte | Lengte |
|--------------------------------|--------|------|--------|-------------------------|-------|---------|--------|
| Lengte | 2600 | 1 | 4 | Kokerprofiel 100x100x10 | | | 715 |
| Breedte | 1000 | 2 | 2 | Kokerprofiel 100x100x10 | | | 800 |
| Hoogte | 780 | 3 | 2 | strip | 5 | 160 | 900 |
| | | 4 | 9 | Eiken | 30 | 200 | 2600 |
| | | 5 | 2 | Eiken | 30 | 100 | 2600 |
| RVS schroeven 5x50 (voorboren) | | | | | | | |

| | | |
|------------------------|------------------------|---------|
| getekend | Fredsbouwtekeningen.nl | 2 van 2 |
| Tafel met stalen poten | | A3 |