

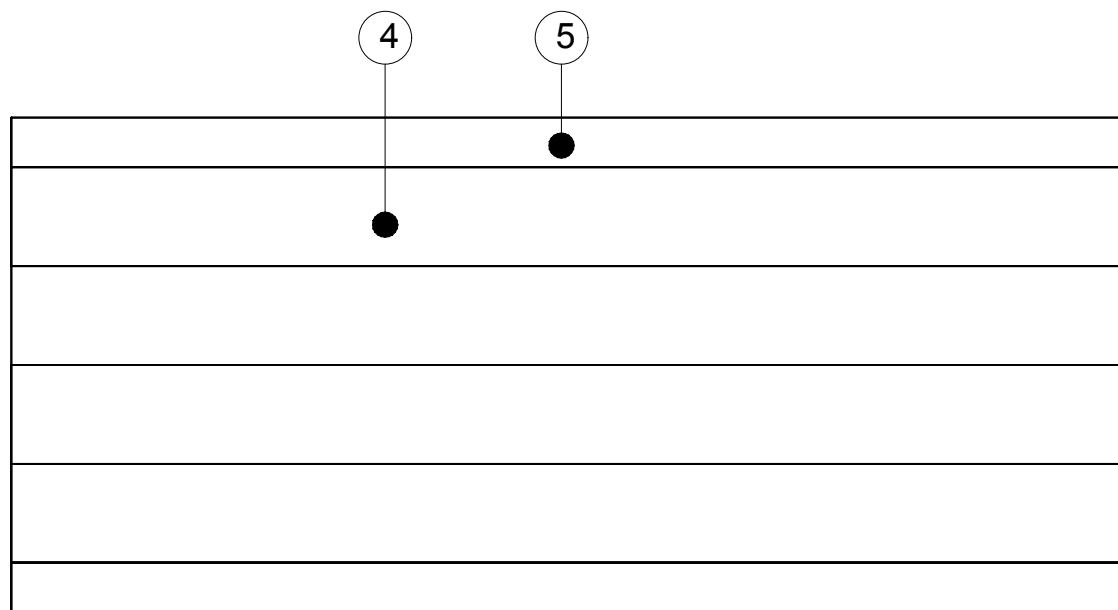


Stap 1

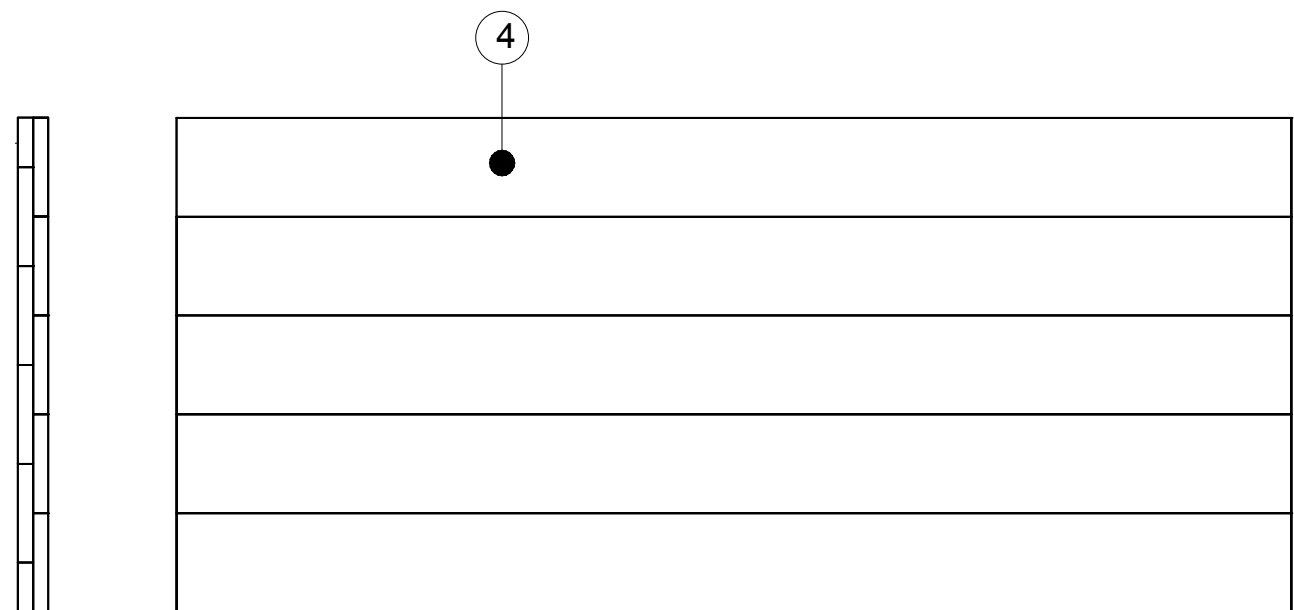
12 gaten van Ø6
voorzien om vast te
zetten tegen het blad




Stap 2



Stap 3



| | | |
|------------------------|------------------------|---------|
| getekend | Fredsbouwtekeningen.nl | 1 van 2 |
| Tafel met stalen poten | | A3 |



Stap 4

| Maat | Lengte | Item | Aantal | Materiaal | Dikte | Breedte | Lengte |
|--------------------------------|--------|------|--------|-------------------------|-------|---------|--------|
| Lengte | 2800 | 1 | 4 | Kokerprofiel 100x100x10 | | | 715 |
| Breedte | 975 | 2 | 2 | Kokerprofiel 100x100x10 | | | 775 |
| Hoogte | 780 | 3 | 2 | strip | 5 | 160 | 875 |
| | | 4 | 9 | Douglas | 30 | 195 | 2800 |
| | | 5 | 2 | Douglas | 30 | 97,5 | 2800 |
| RVS schroeven 5x50 (voorboren) | | | | | | | |

| | | |
|------------------------|------------------------|---------|
| getekend | Fredsbouwtekeningen.nl | 2 van 2 |
| Tafel met stalen poten | | A3 |