



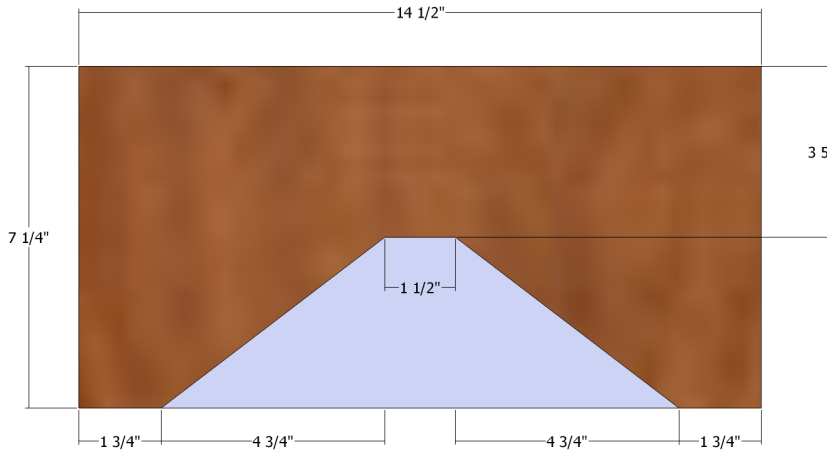
**SIMPLE WOODWORKING:
STEP STOOL**



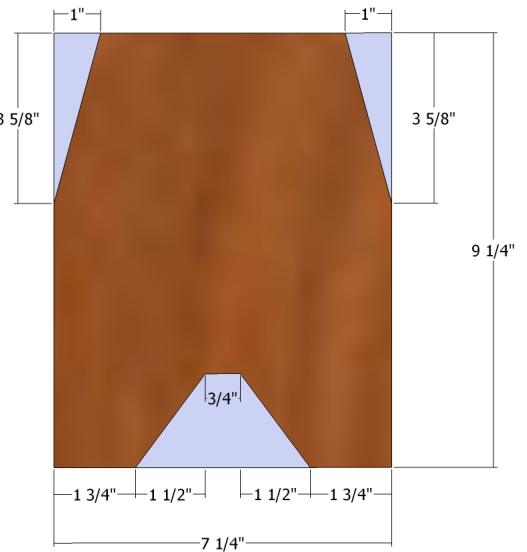
- PARTS**
 Legs (2) - 3/4 x 7 1/4 x 9 1/4
 Stretcher (1) - 3/4 x 7 1/4 x 14 1/2
 Top (1) - 3/4 x 7 1/4 x 17 1/2

LUMBER
 1 - 1 x 8 x 6

ONE-BOARD PROJECT

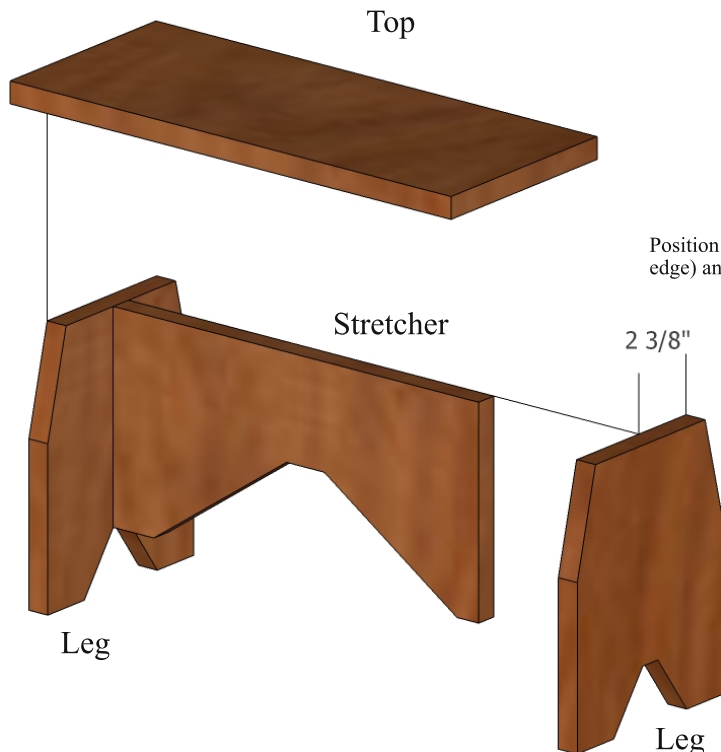


Stretcher Layout



Leg Layout

Position the Top centered on the base assembly with a 3/4-inch overhang on each end.



Position the Stretcher centered on each Leg (2 3/8-inch from the top edge) and flush with the top edge of each leg.

Assemble with glue and pocket hole screws, or glue and 4d nails.